

12/21/24 - NOON

GAME #14

941 WINS (7th in Nation)

53 BOWL GAMES (7-9th in Nation)

31 BOWL WINS (T-4th in Nation)

104 FIRST-TEAM ALL-AMERICANS (T-7th in Nation)

University Park, Pa.
Beaver Stadium (106,572)Series: Penn State Leads 1-0-1
Last Meeting: Penn State, 26-21
September 23, 1978#6 SEED PENN STATE
NITTANY LIONS11-2, 8-1 Big Ten
H: 6-1, A: 5-0, N: 0-1Head Coach: James Franklin (East Stroudsburg '95)
Record at Penn State (11th season): 99-41 (.707)
Career Record (14th season): 123-56 (.687)
vs. SMU: First Meeting

SCHEDULE/RESULTS

		VS	(E.T.)	
8.31	8/9	at West Virginia (RV/RV)	W, 34-12	FOX
9.7	8/8	Bowling Green	W, 34-27	BTN
9.21	10/8	Kent State	W, 56-0	BTN
9.28	9/8	Illinois* (19/21)	W, 21-7	NBC
10.5	7/7	UCLA*	W, 27-11	FOX
10.12	4/5	at USC* (RV/RV)	W, 33-30 (OT)	CBS
10.26	3/3	at Wisconsin*	W, 28-13	NBC
11.2	3/3	Ohio State* (4/4)	L, 13-20	FOX
11.9	6/6/7	Washington* (-RV/-)	W, 35-6	Peacock
11.16	4/4/5	at Purdue*	W, 49-10	CBS
11.23	4/4/4	at Minnesota*	W, 26-25	CBS
11.30	4/4/4	Maryland*	W, 44-7	BTN
12.7	3/3/3	vs. Oregon (1/1/1) ^	L, 37-45	CBS
12.21	4/5/5	vs. SMU (10/12/12)!	noon	TNT/MAX

* - Big game Rankings: CFP/AP/Coaches

^ - Big Ten Championship Game (Lucas Oil Stadium, Indianapolis)

! - College Football Playoff



max

PxP: Mark Jones
Analyst: Roddy Jones
Sideline: Quint KessenichPxP: Steve Jones
Analyst: Jack Ham
Sideline: Brian Tripp
Local: 99.5 & 103.7 FM/1450 AM
Web: GoPSUsports.com
Sirius XM: 80/82/84

BY THE NUMBERS

1,062

Warren broke the Big Ten tight end season record
with 1,062 receiving yards.

15th/45th

With first-team All-America selections by the AFCA, AP, FWAA,
The Sporting News and Walter Camp Football Foundation,
Abdul Carter has qualified to be PSU's 15th Unanimous Consensus
All-American and 45th Consensus All-American.

Top 12

Penn State finished in the Top 12 of the CFP rankings for the
seventh time, tied fourth-most among FBS teams.

1st

Tyler Warren became Penn State's first winner
of the Mackey Award, while Nick Dawkins is
PSU's first recipient of the Wuerfel Trophy.#11 SEED SMU
MUSTANGS11-2, 8-0 ACC
H: 6-1, A: 5-0, N: 0-1Head Coach: Rhett Lashlee (Arkansas '06)
Record at SMU (3rd season): 29-11 (.725)
Career Record (3rd season): Same
vs. Penn State: First Meeting

SCHEDULE/RESULTS

		VS	(E.T.)	
8.24	RV/RV	at Nevada	W, 29-24	CBSN
8.31	RV/RV	Houston Christian	W, 59-7	ACCNX
9.6	RV/RV	BYU	L, 15-18	ESPN2
9.21		TCU	W, 66-42	The CW
9.28	RV/RV	Florida State*	W, 42-16	ACCN
10.5	RV/RV	at Louisville* (22/22)	W, 34-27	ESPN
10.19	21/23	at Stanford*	W, 40-10	ACCN
10.26	22/22	at Duke* (RV/RV)	W, 28-27 (OT)	ACCN
11.2	20/20	Pitt* (18/17)	W, 48-25	ACCN
11.16	14/14/13	Boston College*	W, 38-28	ESPN
11.23	13/13/12	at Virginia*	W, 33-7	ESPN2
11.30	9/9/9	Cal*	W, 38-6	ESPN2
12.7	8/8/7	vs. Clemson (17/18/17) ^	L, 31-34	ABC
12.21	10/12/12	at Penn State (4/5/5)!	noon	TNT/MAX

* - ACC game Rankings: CFP/AP/Coaches

^ - ACC Championship Game (Bank of America Stadium, Charlotte)

! - College Football Playoff

INSIDE THE GAME

NO. 6 SEED PENN STATE MEETS NO. 11 SEED SMU
IN COLLEGE FOOTBALL PLAYOFF FIRST ROUND

- OPENING KICK:** No. 6 seed Penn State takes on No. 11 seed SMU in a College Football Playoff First Round game at Beaver Stadium on Saturday, December 21. Kickoff is set for noon on TNT/MAX.
- SERIES HISTORY:** Penn State meets SMU for the third time in program history and the second time in a postseason game. The Nittany Lions and Mustangs tied 13-13 in the 1948 Cotton Bowl. In the last matchup, in 1978, Penn State won 26-21. Matt Bahr hit four field goals, all in the first half, while Scott Fitzkee scored on a 16-yard reception and Matt Suhey found the end zone on a 3-yard run.
- CARTER, WARREN COLLECT ALL-AMERICA HONORS:** Defensive end Abdul Carter and tight end Tyler Warren became Penn State's 103rd and 104th players to be selected as a first-team All-American by an NCAA-recognized outlet. With first-team honors by the AFCA, Associated Press, FWAA, The Sporting News and Walter Camp Football Foundation, Carter has qualified to be Penn State's 15th Unanimous Consensus All-American and 45th consensus All-American. Warren earned first-team accolades by the FWAA and The Sporting News and second-team accolades by the AFCA, AP and Walter Camp Football Foundation.
- WARREN WINS MACKEY AWARD:** Tyler Warren was announced as the John Mackey Award winner, the first Nittany Lion to ever win the award. The Mackey Award recognizes the top tight end in college football. Among FBS tight ends in 2024, Warren is tied for first in total touchdowns (10; 1st in Power Four) and ranks second in receiving yards (1,062; 1st), receiving yards per game (81.7; 1st) and yards per reception (12.1; 1st, min. 70 catches) and third in receptions (88; 1st). He owns PSU tight end career records for receptions (137), receiving yards (1,668), receiving touchdowns (17) and 100-yard receiving games (5) and PSU and Big Ten tight end season records for receptions (88) and receiving yards (1,062).
- THE OPPOSITION:** SMU enters the College Football Playoff as the No. 11 seed with an 11-2 overall record. The Mustangs went 8-0 in the ACC and fell 34-31 against Clemson in the ACC Championship. Kevin Jennings threw for 304 yards and three touchdowns, while adding a rushing touchdown. Brashard Smith added 113 rushing yards.

BREAKDOWN (STAT LEADERS)

RUSHING	Penn State: #10 Nicholas Singleton	131 for 838 yds (69.8 ypg; 6.4 ypc), 7 TD
	SMU: #1 Brashard Smith	217 for 1,270 yds (97.7 ypg; 5.9 ypc), 14 TD
PASSING	Penn State: #15 Drew Allar	224-of-324 (69.1%), 2,894 yds (222.6 ypg), 21 TD/7 INT, 81.7 QBR
	SMU: #7 Kevin Jennings	227-of-344 (66.0%), 3,050 yds (234.6 ypg), 22 TD/8 INT, 74.5 QBR
RECEIVING	Penn State: #44 Tyler Warren	88 for 1,062 yds (81.7 ypg; 12.1 ypc), 6 TD
	SMU: #13 Roderick Daniels Jr.	38 for 599 yds (46.1 ypg; 15.8 ypc), 3 TD
DEFENSE	Penn State: #1 Jaylen Reed	79 TT, 4.5 TFL, 1.5 SK, 3 INT (1 TD), 1 FF, 1 FR, 3 PBU, 1 QBH
	SMU: #24 Kobe Wilson	110 TT, 6.0 TFL, 3.0 SK, 2 INT, 1 FF, 2 PBU

RANKINGS COMPARISON

PSU	FBS	B1G	Stat	ACC	FBS	SMU
47.8	15	3	3rd Down Offense Pct.	3	18	46.5
34.5	32	6	3rd Down Defense Pct.	2	17	32.3
69.5	6	4	Completion Pct.	4	33	64.7
178.5	16	7	Passing Defense	10	91	232.7
246.5	41	7	Passing Offense	6	26	267.0
81.7	10	4	Starting Quarterback QBR	6	24	74.5
22.1	33	7	Kick Return Avg.	11	73	20.0
5.9	96	16	Punt Return Avg.	7	53	8.9
80.0	39	5	Red Zone Defense	2	18	75.6
87.9	39	7	Red Zone Offense	6	43	87.5
103.6	9	5	Rushing Defense	1	4	93.4
202.2	19	1	Rushing Offense	7	49	176.1
16.4	8	3	Scoring Defense	1	28	20.8
33.6	25	4	Scoring Offense	2	6	38.5
2.5	34	5	Defensive Sacks Per Game	4	11	3.1
0.9	10	1	Sacks Allowed Per Game	3	20	1.1
30.40	49	8	Time of Possession	14	103	28:26
282.1	6	3	Total Defense	2	28	326.1
448.6	15	2	Total Offense	5	20	443.1
+5	43	6	Turnover Margin	9	62	+0
17.41	3	1	Explosive Play Offense Pct.	5	33	14.81
11.68	36	5	Explosive Play Defense Pct.	1	7	9.87

TABLE OF CONTENTS

Page 2	Quick Facts/National Polls/This Day in History
Page 3	Opponent Tracker/Big Standings/Media Info
Page 4-7	Head Coach James Franklin
Page 8	SMU Scouting Report/Series History
Page 9	Bowl Notes/Bowl History
Page 10-15	Team Notes
10	Penn State vs. the Big Ten/Big Ten's New Teams
11	Milestone Watch
12	At the Start/Record Breakdown
13	Historic Series/Home Sweet Home/
14-15	Top 10 Beaver Stadium Crowds
16-19	National Nits
16	Season Honors
17	Position Notes
18	Tyler Warren

17	Offensive Notes/Season Honors/Welcome To The Game
18	Drew Allar
19	Quarterbacks/Drew Allar
20	Nicholas Singleton/Kaytron Allen
21	Running Backs/Nicholas Singleton
22	Kaytron Allen/Offensive Line/
23	Winning Programs
24	Wide Receivers/Academic Success/
25	Pronunciations/Coaching Staff POTW
26	Tight Ends/Nittany Lions in the NFL
27	Defensive Notes
28	Defensive Line/Dani Dennis-Sutton/Assistant Coaches
29	Abdul Carter/Cornerbacks/Kobe King
30	Linebackers/Safeties/Jaylen Reed
31	Special Teams/Lettermen Making Their Return/

Page 30-33	Numerical Roster/Alphabetical Roster
Page 34-37	Records Watch
Page 38-42	Game Recaps
Page 43	Bowl Opponents/Bowl Destinations/
44	Bowls in NFL Stadiums
45	Bowl History/Bowl Appearances
46-49	Bowl Records
50-53	Player Bios
54-57	Season Statistics
58-61	Game-By-Game Statistics
62-65	Long Plays
66-69	Start Chart
70-73	Participation
74-77	The Last Time

2 2024 PENN STATE FOOTBALL

PROGRAM NOTES

RECENT SUCCESS

ACADEMIC EXCELLENCE

ONE OF NATION'S TOUGHEST HOME VENUES

QUICK FACTS

UNIVERSITY

FOOTBALL HISTORY

ASSISTANT COACHES

NATIONAL POLLS

PENN STATE IN THE POLLS

ASSOCIATED PRESS (12/8)

COLLEGE FOOTBALL PLAYOFF (FINAL)

USA TODAY/AFCA COACHES (12/8)

DECEMBER BOWL HISTORY

OPPONENT TRACKER			BIG STANDINGS			
West Virginia (AUG. 31) Overall: 6-6 Big 12: 5-4 Frisco Bowl: vs. No. 25 Memphis (10-2) Champ. Week: Idle WVUSports.com	BOWLING GREEN (SEPT. 7) Overall: 7-5 MAC: 6-2 68 Ventures Bowl: vs. Arkansas State (7-5) Champ. Week: Idle BGSUFalcons.com	KENT STATE (SEPT. 21) Overall: 0-12 MAC: 0-8 Bowl/Playoffs: Idle Champ. Week: Idle KentStateSports.com	BIG TEN W-L %		OVERALL W-L % AP USA	
			Oregon	9-0 1.000	13-0 1.000	3-0 3-0
			PENN STATE	8-1 .889	11-2 .846	1-2 1-2
			Indiana	8-1 .889	11-1 .917	0-1 1-1
			Ohio State	7-2 .778	10-2 .833	2-1 2-1
			Illinois	6-3 .667	9-3 .750	3-2 3-2
			Iowa	6-3 .667	8-4 .667	0-1 0-1
			Michigan	5-4 .545	7-5 .583	2-4 2-4
			Minnesota	5-4 .545	7-5 .583	2-2 2-2
			Rutgers	4-5 .444	7-5 .583	0-1 0-0
			Washington	4-5 .444	6-6 .500	1-3 1-3
			USC	4-5 .444	6-6 .500	1-3 0-3
			Nebraska	3-6 .333	6-6 .500	0-3 0-2
			Michigan State	3-6 .333	5-7 .417	0-3 0-3
			Wisconsin	3-6 .333	5-7 .417	0-4 0-4
			UCLA	3-6 .333	5-7 .417	0-3 0-3
			Northwestern	2-7 .222	4-8 .250	0-3 0-3
			Maryland	1-8 .111	4-8 .250	0-2 0-2
			Purdue	0-9 .000	1-11 .083	0-6 0-6
			BIG TEN BOWL/CFP SCHEDULE (All Times Eastern)			
			Friday, December 20 #8 Indiana at Notre Dame (CFP), 8 p.m. (ABC/ESPN)			
			Saturday, December 21 #10 SMU at #4 Penn State (CFP), noon (TNT/MAX) #7 Tennessee at #6 Ohio State (CFP), 8 p.m. (ABC/ESPN)			
			Thursday, December 26 Rutgers vs. Kansas State (Rate Bowl), 5:30 p.m. (ESPN)			
			Friday, December 27 USC vs. Texas A&M (Las Vegas Bowl), 5:30 p.m. (ESPN)			
			Saturday, December 28 Nebraska vs. Boston College (Pinstripe Bowl), noon (ABC)			
			Monday, December 30 Iowa vs. Missouri (Music City Bowl), 2:30 p.m. (ESPN)			
			Tuesday, December 31 Michigan vs. #11 Alabama (ReliaQuest Bowl), noon (ESPN) Washington vs. Louisville (Sun Bowl), 2 p.m. (CBS) #20 Illinois vs. #15 South Carolina (Citrus Bowl), 3 p.m. (ABC) PSU/SMU vs. #3 Boise State (CFP/Fiesta), 7:30 p.m. (ESPN)			
			Wednesday, January 1 OSU/Tenn vs. #1 Oregon (CFP/Rose), 5 p.m. (ESPN) IU/ND vs. #2 Georgia (CFP/Sugar), 8:45 p.m. (ESPN)			
			Friday, January 3 Minnesota vs. Virginia Tech (Duke's Mayo Bowl), 7:30 p.m. (ESPN)			
			Rankings: CFP			
			PENN STATE MEDIA CENTRAL			
			Notes, Flip Cards, Press Conference Video/Audio, etc. can be found by going to gopsusports.com/fbmedia .			
			For more stats/info, follow @PennStFBComms on Twitter.			
			COLLEGE PRESS BOX.COM			
			collegepressbox is the official media website for Division I football. Access and download game notes, quotes, statistics, media guides, headshots, logos and more for all FBS schools, conferences, postseason games, awards and the College Football Playoff. For access, please register for an account at collegepressbox.com/register .			

West Virginia (AUG. 31) Overall: 6-6 Big 12: 5-4 Frisco Bowl: vs. No. 25 Memphis (10-2) Champ. Week: Idle WVUSports.com	BOWLING GREEN (SEPT. 7) Overall: 7-5 MAC: 6-2 68 Ventures Bowl: vs. Arkansas State (7-5) Champ. Week: Idle BGSUFalcons.com	KENT STATE (SEPT. 21) Overall: 0-12 MAC: 0-8 Bowl/Playoffs: Idle Champ. Week: Idle KentStateSports.com
No. 20 ILLINOIS (SEPT. 28) Overall: 9-3 Big Ten: 6-3 Citrus Bowl: vs. No. 15 South Carolina (9-3) Champ. Week: Idle FightingIllini.com	UCLA (OCT. 5) Overall: 5-7 Big Ten: 3-6 Bowl/Playoffs: Idle Champ. Week: Idle UCLABruins.com	USC (OCT. 12) Overall: 6-6 Big Ten: 4-5 Las Vegas Bowl: vs. Texas A&M (8-4) Champ. Week: Idle USCTrojans.com
Wisconsin (OCT. 26) Overall: 5-7 Big Ten: 3-6 Bowl/Playoffs: Idle Champ. Week: Idle UWBadgers.com	No. 6 OHIO STATE (NOV. 2) Overall: 10-2 Big Ten: 7-2 CFP First Round: host No. 7 Tennessee (10-2) Champ. Week: Idle OhioStateBuckeyes.com	WASHINGTON (NOV. 9) Overall: 6-6 Big Ten: 4-5 Sun Bowl: vs. Louisville (8-4) Champ. Week: Idle GoHuskies.com
Purdue (NOV. 16) Overall: 1-11 Big Ten: 0-9 Bowl/Playoffs: Idle Champ. Week: Idle PurdueSports.com	Minnesota (NOV. 23) Overall: 7-5 Big Ten: 5-4 Duke's Mayo Bowl: vs. Virginia Tech (6-6) Champ. Week: Idle GopherSports.com	MARYLAND (NOV. 30) Overall: 4-8 Big Ten: 1-8 Bowl/Playoffs: Idle Champ. Week: Idle UMTerps.com
No. 1 Oregon (DEC. 7) Overall: 13-0 Big Ten: 9-0 CFP Quarterfinal (Rose): vs. Ohio State/Tennessee Champ. Week: W, 45-37, vs. No. 3 Penn State (11-2) OregonSports.com	No. 10 SMU (DEC. 21) Overall: 11-2 ACC: 8-0 CFP First Round: at No. 4 Penn State (11-2) Champ. Week: L, 31-34, vs. No. 8 Clemson (10-3) SMUMustangs.com	

Rankings: College Football Playoff

PENN STATE MEDIA SERVICES

FOOTBALL CONTACTS		Senior Assoc. AD for Strategic Communications: Kris Petersen
Greg Kincaid Cell: 814-753-2910	E-mail: grk5016@psu.edu Twitter: @GoPSUGreg	Asst. AD for Football Communications: Greg Kincaid
Kris Petersen Cell: 814-883-4581	E-mail: kap18@psu.edu Twitter: @GoPSUKris	Associate Directors: John Hanna, Chelsea Vielhauer
Paul Marboe Cell: 814-777-7604	E-mail: prms118@psu.edu Twitter: @pmarboe33	Assistant Directors: Julia Beretta, Pat Donghia, Aaron Gaberman, Matt Jackson, Matt Jensen, Paul Marboe, Matt Rudisill, Nick Whitley
Matt Rudisill Cell: 610-844-7310	E-mail: mpr5529@psu.edu Twitter: @mrudy26	Admin. Assistant: Cristin Guiher
		Strategic Communications Office: 814-865-1757
		Website: GoPSUsports.com
		Address: 101D Bryce Jordan Center, University Park, Pa., 16802

MONDAY	MONDAY	TUESDAY	WEDNESDAY	THURS./FRI.	SATURDAY	SUNDAY
James Franklin Press Conference noon	Game Notes Available by 5 p.m. on GoPSUsports.com	Defensive Coordinator, Player Press Conferences	Practice Availability & James Franklin Post Practice	No Availability	vs. SMU noon	Updated Statistics Available 9 a.m. GoPSUsports.com
Offensive Coordinator, Player Press Conferences					TNT/MAX/ Penn State Sports Network Beaver Stadium	



FRANKLIN FILE

Born: February 2, 1972
Hometown: Langhorne, Pa.
Wife: Fumi
Daughters: Shola & Addison

Education:
Neshaminy High School, 1990
East Stroudsburg, 1995; B.S. in Psychology
Washington State, 1999; M.A. in Educational Leadership

Playing Career:
East Stroudsburg; Quarterback, 1991-94

Coaching Experience		
2014-pres.	Head Coach	Penn State
2011-13	Head Coach	Vanderbilt
2008-10	Asst HC/Off. Coord./QBs	Maryland
2006-07	Off. Coord./QBs	Kansas State
2005	Wide Receivers	Green Bay Packers
2000-04	Recruiting Coord./WRs	Maryland
1999	Wide Receivers	Idaho State
1998	Grad. Asst./Tight Ends	Washington State
1997	Wide Receivers	James Madison
1996	Grad. Asst./Secondary	East Stroudsburg
1995	Wide Receivers	Kutztown

CAREER RECORD

VANDERBILT			
Year	Overall	Conf.	Final AP; Notes
2011	6-7	2-6	Liberty Bowl (L)
2012	9-4	4-4	No. 23; Music City Bowl (W)
2013	9-4	5-3	No. 20; BBVA Compass Bowl (W)
3 yrs	24-15	11-13	

PENN STATE			
Year	Overall	Conf.	Final AP; Notes
2014	7-6	2-6	Pinstripe Bowl (W, OT)
2015	7-6	4-4	TaxSlayer Bowl (L)
2016	11-3	8-1	No. 7; Big Ten Champs, Rose Bowl (L)
2017	11-2	7-2	No. 8; Fiesta Bowl (W)
2018	9-4	6-3	No. 17; Citrus Bowl (L)
2019	11-2	7-2	No. 9; Cotton Bowl (W)
2020	4-5	4-5	
2021	7-6	4-5	Outback Bowl (L)
2022	11-2	7-2	No. 7; Rose Bowl (W)
2023	10-3	7-2	No. 13; Peach Bowl (L)
2024	11-2	8-1	
10 yrs	99-41	64-33	

CAREER		
Overall	Conf.	Bowls
13 yrs 123-56	75-46	Won 6, Lost 6

HEAD COACH JAMES FRANKLIN

- CAREER AT A GLANCE
- Franklin was named the 16th head football coach in the storied history of the Nittany Lion program on January 11, 2014.
 - He is one of four current FBS head coaches (Dabo Swinney, Clemson; Bronco Mendenhall, Utah State; Kirby Smart, Georgia) to lead his teams to a bowl game in each of his first nine seasons as a head coach and one of four (Swinney; Mendenhall; Mike Gundy, Oklahoma State) to do so in 13 of their first 14 seasons.
 - Franklin is one of three current Big Ten coaches (Ryan Day, Kirk Ferentz) to have won a Big Ten Championship and became the first African American head coach to win a Big Ten title after Penn State's 2016 victory.
 - He joins Kirby Smart (Georgia) and Dabo Swinney (Clemson) as the only active coaches in college football to have won at least three New Year's Six or College Football Playoff games in their career.
 - Franklin has led his teams to five Top 10 finishes (5 at Penn State) and nine Top 25 finishes (2 at Vanderbilt; 7 at Penn State).
 - In the last nine seasons under Franklin, Penn State is one of four teams to rank in the top 12 of the CFP final rankings at least seven times, joining Alabama, Georgia and Ohio State.
 - From 2016-19, Franklin led the Nittany Lions to three New Year's Six bowls - 2016 (Rose), 2017 (Fiesta) and 2019 (Cotton), making Penn State one of eight teams to accomplish the feat during the four-year span. Penn State last went to three New Year's Six bowls in four years in 1980-83 (1980 Fiesta, 1982 Fiesta, 1983 Sugar).
 - Franklin guided Penn State to back-to-back New Year's Six bowls in 2016 (Rose) and 2017 (Fiesta) for the first time since 1985 (Orange) and 1986 (Fiesta).
 - From 2016-19, Franklin led Penn State to 42 wins, the most in program history for the Big Ten era, and 28 league wins, a program record.
 - Franklin has 29 years of coaching experience at the collegiate and NFL level.
 - In his first 13 years as a head coach, Franklin mentored 107 players who have gone on to the NFL ranks.
 - Franklin is first all-time in total wins and winning percentage by an FBS African American head coach (minimum 80 wins).

- MITTANY LIONS ON THE FIELD
- In **2023**, Penn State posted a 10-win season for the second-straight year and reached the Chick-fil-A Peach Bowl after finishing 10th in the College Football Playoff Rankings. PSU put together one of its top defensive performances in school history, leading the country in sacks (49) and rushing defense (75.5), while finishing second in total defense (246.7), tackles for loss (111) and fewest first downs allowed (13.9) and third in scoring defense (13.5). The 49 sacks were a school record.
 - Penn State defeated No. 8/7/10 Utah, 35-21, in the 109th Rose Bowl Game to cap off the **2022** season. The Nittany Lions reached the 11-win plateau for the 19th time in program history.
 - Penn State earned a New Year's Day bowl berth against Arkansas in the Outback Bowl in **2021**. With wins over No. 12/15 Wisconsin and No. 22/20 Auburn, Penn State tallied two wins over ranked teams within the first three games of the season for the first time in program history.
 - In **2020**, with the emergence of young skill players on offense, true freshmen accounted for 1,486 of Penn State's 3,873 total yards (38 percent), marking a school record for most combined scrimmage yards by true freshmen in a single season.
 - Penn State earned its third 11-win season in four years with an 11-2 record in **2019**, including a win over No. 17 Memphis in the Goodyear Cotton Bowl Classic. The Nittany Lions posted their fourth-straight top 12 finish in the final CFP rankings, coming in 10th, and were ranked ninth in the final Associated Press and Amway Coaches polls to earn their 25th AP Top 10 finish. Franklin was a finalist for the Paul "Bear" Bryant National Coach of the Year award for the second time at Penn State (2016) and third time in his head coaching career.
 - In **2018**, the Nittany Lions posted their third-straight season with at least nine wins with a 9-4 overall record, earning a berth in the VRBO Citrus Bowl. Penn State finished No. 12 in the final CFP rankings and No. 17 in the Associated Press and Amway Coaches polls.
 - Penn State climbed as high as No. 2 in the rankings in **2017** and appeared in a second-straight New Year's Six bowl, earning a 35-28 win over No. 11 Washington in the PlayStation Fiesta Bowl. At 11-2, the Nittany Lions earned back-to-back 11-win seasons for the fifth time in program history and first time since 2008 and 2009. Penn State finished the season No. 8 in the Associated Press and Amway Coaches polls and No. 9 in the final CFP rankings.
 - Penn State surged in **2016**, winning nine consecutive games en route to the Big Ten Championship, a Rose Bowl berth and an 11-3 overall record. Penn State finished the season ranked No. 5 in the College Football Playoff rankings and No. 7 in the Associated Press and Amway Coaches polls. It was Penn State's highest finish in the polls since 2005. The Lions claimed their fourth overall Big Ten Championship and first outright title since 1994 with a thrilling, 38-31 comeback win over Wisconsin in the Big Ten Championship Game. Franklin was honored as Sporting News National Coach of the Year and the Woody Hayes National Coach of the Year, as well as the Dave McLain Big Ten Coach of the Year and Associated Press Big Ten Coach of the Year.
 - Franklin guided the Nittany Lions to a 7-6 record in **2015** and a berth in the TaxSlayer Bowl.
 - Franklin's first season in **2014** was bookended with a pair of thrilling victories for the Nittany Lions. It began with a final-play 26-24 victory over UCF in Dublin, Ireland, in Penn State's first-ever international game and ended with a comeback, a 31-30 overtime win over Boston College in the New Era Pinstripe Bowl in Yankee Stadium. Franklin became just the third Penn State coach to lead the team to at least seven wins in his first season, joining Dick Harlow (1915) and Bill O'Brien (2012), and he guided the Nittany Lions to a 4-0 start, joining Harlow as the only first-year Penn State coaches to win their initial four games.

- MITTANY LIONS IN THE CLASSROOM
- The Nittany Lions posted their first 1,000 single-year APR in program history in 2018-19, topping the previous high of 993 in 2014-15.
 - Olumuyiwa Fashanu (2023), Sean Clifford (2021) and Trace McSorley (2018) were selected as a National Football Foundation (NFF) Scholar-Athletes and finalists for the Campbell Trophy, known as the "Academic Heisman." They are the 18th, 19th and 20th Nittany Lions to be selected as an NFF Scholar-Athlete.
 - In 2019, punter Blake Gillikin took home CoSIDA Academic All-America® first-team honors for the second-straight year to become the 12th two-time first-team selection in Penn State history. He graduated with a perfect 4.0 grade-point average in May.
 - Gillikin's two first-team CoSIDA Academic All-America honors increase Penn State football's total to 67 honorees, which ranks second in Division I football history (FBS and FCS).
 - Tyler Yazujian collected a berth on the CoSIDA Academic All-America® first team in 2016 after an appearance on the second team in 2015.
 - A program-record 10 Nittany Lions were named 2020-21 Big Ten Distinguished Scholars, besting the previous mark of nine set a year earlier.

- MITTANY LIONS IN THE COMMUNITY
- The Nittany Lions are active in the community, participating in activities such as Uplifting Athletes, THON, Pennsylvania Special Olympics Summer Games, State College Area Food Bank and Penn State Hershey Children's Hospital visits.
 - In 2023 and 2024, Penn State Football partnered with Soles4Souls, whose mission is to turn unwanted shoes and clothing into opportunities, keeping them from going to waste and providing reliefs, creating jobs and empowering people to break the cycle of poverty.
 - On June 15, 2020, Franklin was named to the Big Ten Anti-Hate and Anti-Racism Coalition.
 - As part of the Cotton Bowl festivities in 2019, Franklin and his family made a \$10,000 financial commitment to the Dallas Children's Hospital.

BOWL/POSTSEASON GAMES AS A COACH

As a Head Coach:

2024 College Football Playoff - First Round.....	PSU	vs. SMU
2023 Peach Bowl.....	PSU	L.....	38-25
2023 Rose Bowl.....	PSU	W.....	35-21
2022 Outback Bowl.....	PSU	L.....	24-10
2019 Cotton Bowl.....	PSU	W.....	53-39
2019 Citrus Bowl.....	PSU	L.....	27-24
2017 Fiesta Bowl.....	PSU	W.....	35-28
2017 Rose Bowl.....	PSU	L.....	52-49
2016 TaxSlayer Bowl.....	PSU	L.....	24-17
2014 Pinstripe Bowl.....	PSU	W.....	31-30 (OT)
2014 BBVA Compass Bowl.....	VU	W.....	41-24
2012 Music City Bowl.....	VU	W.....	38-24
2011 Liberty Bowl.....	VU	L.....	31-24

As an Assistant Coach:

2010 Military Bowl.....	UMD	W.....	51-20
2008 Humanitarian Bowl.....	UMD	W.....	42-35
2006 Texas Bowl.....	KSU	L.....	37-10
2004 Gator Bowl.....	UMD	W.....	41-7
2002 Orange Bowl.....	UMD	L.....	56-23
2002 Peach Bowl.....	UMD	W.....	30-3

COACHING HONORS

2019.....	Paul "Bear" Bryant Coach of the Year Finalist
2016.....	Sporting News National Coach of the Year
.....	Woody Hayes National Coach of the Year
.....	Maxwell Club Tri-State Coach of the Year
.....	College Sports Madness National Coach of the Year
.....	Eddie Robinson Coach of the Year Finalist
.....	Paul "Bear" Bryant Coach of the Year Finalist
.....	Associated Press Coach of the Year Finalist
.....	George Munger College Coach of the Year Semifinalist
.....	Big Ten Dave McClain Coach of the Year (media vote)
.....	Associated Press Big Ten Coach of the Year
.....	Athlon Sports Big Ten Coach of the Year
.....	ECAC Division I FBS Coach of the Year
.....	The Dodd Trophy Coach of the Week. (Oct. 24)
2012.....	Paul "Bear" Bryant Coach of the Year Finalist

ALL-AMERICANS AS A HEAD COACH

2024.....	Abdul Carter.....	1st Team (Unanimous Consensus)
.....	Tyler Warren.....	1st Team
2023.....	Olumuyiwa Fashanu.....	1st Team (Consensus)
.....	Chop Robinson.....	3rd Team
2022.....	Olumuyiwa Fashanu.....	2nd Team
.....	Kalen King.....	2nd Team
.....	Joey Porter Jr.....	2nd Team
2021.....	Jaquan Brisker.....	2nd Team
.....	Arnold Ebiketie.....	2nd Team
.....	Jordan Stout.....	2nd Team
.....	Jahan Dotson.....	3rd Team
2019.....	Micah Parsons.....	1st Team (Consensus)
.....	Pat Freiermuth.....	2nd Team
2017.....	Saquon Barkley.....	1st Team (Unanimous Consensus)
.....	Mike Gesicki.....	2nd Team
2016.....	Saquon Barkley.....	3rd Team
2015.....	Carl Nassib.....	1st Team (Unanimous Consensus)
2014.....	Mike Hull.....	2nd Team
2013.....	Jordan Matthews.....	1st Team
2012.....	Jordan Matthews.....	3rd Team
2011.....	Casey Hayward.....	2nd Team

AWARD WINNERS AS A HEAD COACH

2024	Abdul Carter.....	Nagurski-Woodson Big Ten Defensive Player of the Year
.....	Smith-Brown Big Ten Defensive Lineman of the Year
.....	Nick Dawkins.....	Wuerffel Trophy
.....	Tyler Warren.....	Mackey Award
.....	Kwalick-Clark Big Ten Tight End of the Year
2023	Olumuyiwa Fashanu.....	Rimington-Pace Big Ten Offensive Lineman of the Year
.....	National Football Foundation Scholar-Athlete
2022	Nicholas Singleton.....	Thompson-Randle El Big Ten Freshman of the Year
.....	Chris Stoll.....	Patrick Mannelly Award Winner
2021	Jordan Stout.....	Eddleman-Fields Big Ten Punter of the Year
.....	Sean Clifford.....	National Football Foundation Scholar-Athlete
.....	Allstate AFCA Good Works Team
2020	Pat Freiermuth.....	Kwalick-Clark Big Ten Tight End of the Year
2019	Micah Parsons.....	Butkus-Fitzgerald Big Ten Linebacker of the Year
2018	Trace McSorley.....	National Football Foundation Scholar-Athlete
2017	Saquon Barkley.....	Paul Hornung Award Winner
.....	Graham-George Big Ten Offensive Player of the Year
.....	Ameche-Dayne Big Ten Running Back of the Year
.....	Rodgers-Dwight Big Ten Return Specialist of the Year
.....	Chicago Tribune Silver Football Award
.....	Brandon Smith.....	Allstate AFCA Good Works Team
2016	Saquon Barkley.....	Graham-George Big Ten Offensive Player of the Year
.....	Ameche-Dayne Big Ten Running Back of the Year
.....	Chicago Tribune Silver Football Award
.....	Tyler Davis.....	Vlade Award
2015	Carl Nassib.....	Rotary Lombardi Award
.....	Ted Hendricks Award
.....	Lott IMPACT Award
.....	CBS Sports National Defensive Player of the Year
.....	Nagurski-Woodson Big Ten Defensive Player of the Year
.....	Ben Kline.....	Allstate AFCA Good Works Teams
2014	Mike Hull.....	Butkus-Fitzgerald Big Ten Linebacker of the Year

FRANKLIN RECORDS VS. OPPONENTS

Akron	2 0	Idaho	1 0	Presbyterian	1 0
Alabama	0 1	Illinois	5 2	Purdue	4 0
Appalachian State	1 0	Indiana	9 1	Rutgers	10 0
Arkansas	0 2	Iowa	5 2	San Diego State	1 0
Army	2 0	Kent State	3 0	South Carolina	0 3
Auburn	3 0	Kentucky	3 1	Temple	2 1
Austin Peay	1 0	Maryland	9 2	Tennessee	2 1
Ball State	1 0	Memphis	1 0	Texas A&M	0 1
Boston College	1 0	Michigan	3 7	UAB	1 0
Bowling Green	1 0	Michigan State	5 5	UCF	1 0
Buffalo	2 0	Minnesota	3 1	UCLA	1 0
Central Michigan	1 0	Mississippi	2 2	UMass	4 0
Cincinnati	0 1	Missouri	1 1	USC	1 1
Connecticut	1 0	NC State	1 0	Villanova	1 0
Delaware	1 0	Nebraska	1 1	Wake Forest	3 0
Elon	1 0	Northwestern	3 3	Washington	2 0
Florida	1 2	Ohio	1 0	West Virginia	2 0
Georgia	1 3	Ohio State	1 10	Wisconsin	4 0
Georgia State	1 0	Oregon	0 1	Total	123 56
Houston	1 0	Pittsburgh	3 1		



NFL DRAFT PICKS

As a Head Coach:

2024

Olumuyiwa Fashanu	1	11	Jets
Chop Robinson	1	21	Dolphins
Caedan Wallace	3	68	Patriots
Adisa Isaac	3	93	Ravens
Theo Johnson	4	107	Giants
Hunter Nourzad	5	159	Chiefs
Daequan Hardy	6	219	Bills
Kalen King	7	255	Packers

2023

Joey Porter Jr.	2	32	Steelers
Brenton Strange	2	61	Jaguars
Juice Scruggs	2	62	Texans
Ji'Ayir Brown	3	87	49ers
Sean Clifford	5	149	Packers
Parker Washington	6	185	Jaguars

2022

Jahan Dotson	1	16	Commanders
Arnold Ebiketie	2	38	Falcons
Jaquan Brisker	2	48	Bears
Brandon Smith	4	120	Panthers
Jordan Stout	4	130	Ravens
Tariq Castro-Fields	6	221	49ers
Rasheed Walker	7	249	Packers
Jesse Luketa	7	256	Cardinals

2021

Micah Parsons	1	12	Cowboys
Odafe Oweh	1	31	Ravens
Pat Freiermuth	2	55	Steelers
Shaka Toney	7	246	Commanders
Michal Menet	7	247	Cardinals
Will Fries	7	248	Colts

2020

Yetur Gross-Matos	2	38	Panthers
KJ Hamler	2	46	Broncos
John Reid	4	141	Texans
Cam Brown	6	183	Giants
Robert Windsor	6	193	Colts

2019

Miles Sanders	2	53	Eagles
Connor McGovern	3	90	Cowboys
Shareef Miller	4	138	Eagles
Amani Oluwariye	5	146	Lions
Trace McSorley	6	197	Ravens
Nick Scott	7	243	Rams

2018

Saquon Barkley	1	2	Giants
Mike Gesicki	2	42	Dolphins
Oren Burks (V)	3	88	Packers
Troy Apke	4	109	Redskins
DaeSean Hamilton	4	113	Broncos
Marcus Allen	5	148	Steelers
Christian Campbell	6	182	Cardinals

2017

Zach Cunningham (V)	2	57	Texans
Chris Godwin	3	84	Buccaneers
Will Holden (V)	5	157	Cardinals

2016

Austin Johnson	2	43	Titans
Christian Hackenberg	2	51	Jets
Carl Nassib	2	65	Browns
Anthony Zettel	6	202	Lions
Jordan Lucas	6	204	Dolphins
Stephen Weatherly (V)	7	227	Vikings

2015

Donovan Smith	2	34	Buccaneers
Adrian Amos	5	142	Bears
Jesse James	5	160	Steelers

2014

Jordan Matthews	2	42	Eagles
Wesley Johnson	5	173	Steelers
Andre Hal	7	216	Texans

2013

Zac Stacy	5	160	Rams
Ryan Seymour	7	220	Seahawks

2012

Casey Hayward	2	62	Packers
Tim Fugger	7	214	Colts

As an Assistant Coach:

2011

Torrey Smith	2	58	Ravens
Da'Rel Scott	7	211	Giants

2010

Bruce Campbell	4	106	Raiders
----------------	---	-----	---------

2009

Darrius Heyward-Bey	1	7	Raiders
Josh Freeman	1	17	Buccaneers
Jaimie Thomas	7	236	Colts
Dan Gronkowski	7	255	Lions

2008

Jordy Nelson	2	36	Packers
--------------	---	----	---------

2007

Yamon Figurs	3	74	Ravens
Thomas Clayton	6	186	49ers

(V) - Indicates Franklin coached NFL Draft pick while at Vanderbilt.

ALL-CONFERENCE SELECTIONS AS A HEAD COACH

2024

Abdul Carter	1st
Tyler Warren	1st
Olaivavega Ioane	2nd
Kobe King	2nd
Jaylen Reed	2nd
Tyler Duzansky	3rd
A.J. Harris	3rd
Drew Allar	HM
Kaytron Allen	HM
Ryan Barker	HM
Nick Dawkins	HM
Dani Dennis-Sutton	HM
Anthony Donkoh	HM
Zane Durant	HM
Dvon J-Thomas	HM
Jalen Kimber	HM
Tony Rojas	HM
Drew Shelton	HM
Nicholas Singleton	HM (RB)
Harrison Wallace III	HM
Zakee Wheatley	HM

2023

Abdul Carter	1st
Olumuyiwa Fashanu	1st
Adisa Isaac	1st
Chop Robinson	1st
Kaytron Allen	2nd
Alex Felkins	2nd
Daequan Hardy	2nd (RS)
Kalen King	2nd
Hunter Nourzad	2nd
Dani Dennis-Sutton	3rd
Johnny Dixon	3rd
Nicholas Singleton	3rd (RB)
	HM (RS)
Tyler Warren	3rd
Drew Allar	HM
Zane Durant	HM
Dvon J-Thomas	HM
Olaivavega Ioane	HM
Curtis Jacobs	HM
Theo Johnson	HM
Kobe King	HM
KeAndre Lambert-Smith	HM
JB Nelson	HM
Jaylen Reed	HM
Riley Thompson	HM
Caedan Wallace	HM
Kevin Winston Jr.	HM
Sal Wormley	HM

2022

Joey Porter Jr.	1st
Abdul Carter	2nd
PJ Mustipher	2nd
Olumuyiwa Fashanu	2nd
Nicholas Singleton	2nd (RS)
	3rd (RB)
Ji'Ayir Brown	3rd
Adisa Isaac	3rd
Kalen King	3rd
Juice Scruggs	3rd
Brenton Strange	3rd
Barney Amor	HM
Sean Clifford	HM
Johnny Dixon	HM
Bryce Effner	HM
Curtis Jacobs	HM
Hunter Nourzad	HM
Jake Pinegar	HM
Chop Robinson	HM
Nick Tarburton	HM
Parker Washington	HM
Sal Wormley	HM

2021

Jaquan Brisker	1st
Jahan Dotson	1st (WR)
	3rd (RS)
Arnold Ebiketie	1st
Jordan Stout	1st (P)
	HM (K)
Ellis Brooks	2nd
PJ Mustipher	2nd
Ji'Ayir Brown	3rd
Jesse Luketa	3rd
Joey Porter Jr.	3rd
Brandon Smith	3rd
Rasheed Walker	3rd
Tariq Castro-Fields	HM
Sean Clifford	HM
Curtis Jacobs	HM
Juice Scruggs	HM
Mike Miranda	HM
Brenton Strange	HM

2020

Pat Freiermuth	1st
Odafe Oweh	1st
Shaka Toney	1st
Will Fries	2nd
Mike Miranda	2nd
Jaquan Brisker	3rd
Jahan Dotson	3rd (WR)
	HM (RS)
Michal Menet	3rd
Joey Porter Jr.	3rd
Lamont Wade	3rd
Rasheed Walker	3rd
Tariq Castro-Fields	HM
PJ Mustipher	HM
Antonio Shelton	HM
Brandon Smith	HM

2019

Yetur Gross-Matos	1st
Micah Parsons	1st
Pat Freiermuth	2nd
Steven Gonzalez	2nd
KJ Hamler	2nd (WR)
	HM (RS)
Shaka Toney	2nd
Cam Brown	3rd
Tariq Castro-Fields	3rd
Robert Windsor	3rd
Journey Brown	HM
Sean Clifford	HM
Will Fries	HM
Blake Gillikin	HM
Michal Menet	HM
Jan Johnson	HM
Jake Pinegar	HM
John Reid	HM
Garrett Taylor	HM
Lamont Wade	HM

2018

Amani Oluwariye	1st
Yetur Gross-Matos	1st
Trace McSorley	2nd
Miles Sanders	2nd
Ryan Bates	3rd
Connor McGovern	3rd
Shareef Miller	3rd
Pat Freiermuth	HM
Steven Gonzalez	HM
KJ Hamler	HM
	(WR & RS)
Micah Parsons	HM
John Reid	HM
Nick Scott	HM
Garrett Taylor	HM
Robert Windsor	HM

2017

Marcus Allen	1st
Saquon Barkley	1st (RB & RS)
Mike Gesicki	1st
Jason Cabinda	2nd
Blake Gillikin	2nd
DaeSean Hamilton	2nd
Trace McSorley	2nd
Amani Oluwariye	2nd
DeAndre Thompkins	2nd
Ryan Bates	3rd
Shareef Miller	3rd
Troy Apke	3rd
Christian Campbell	HM
Curtis Cothran	HM
Parker Cothren	HM
Grant Haley	HM
Juwan Johnson	HM

2016

Saquon Barkley	1st
Tyler Davis	1st
Trace McSorley	2nd
Garrett Sickles	2nd
Mike Gesicki	2nd
Evan Schwan	3rd
Jason Cabinda	3rd
Marcus Allen	3rd
Chris Godwin	3rd
Brandon Bell	HM
Parker Cothren	HM
Brian Gaia	HM
Blake Gillikin	HM
John Reid	HM

2015

Carl Nassib	1st
Saquon Barkley	2nd
Chris Godwin	2nd
Austin Johnson	2nd
Anthony Zettel	3rd
Marcus Allen	HM
Jason Cabinda	HM
Grant Haley	HM
DaeSean Hamilton	HM
Trevor Williams	HM

2014

Mike Hull	1st
Anthony Zettel	1st
Sam Ficken	2nd
DaeSean Hamilton	2nd
Adrian Amos	HM
Deion Barnes	HM
Jesse James	HM
Austin Johnson	HM
Jordan Lucas	HM
Angelo Mangiro	HM
Trevor Williams	HM

2013

Kenny Ladler	1st
Jordan Matthews	1st
Andre Hal	2nd
Wesley Johnson	2nd

2012

Jordan Matthews	1st
Richard Kent	2nd
Zac Stacy	2nd

2011

Tim Fugger	2nd
Casey Hayward	2nd
Zac Stacy	2nd

2010

	HM - honorable mention
--	------------------------

STATISTICAL HIGHS & LOWS UNDER JAMES FRANKLIN

PENN STATE

Total Offense Highs

718	Kent State, 2024
673	Idaho, 2019
643	Kent State, 2018
619	at Maryland, 2019
609	Nebraska, 2017
599	Iowa, 2016
591	at Illinois, 2018
586	at Michigan State, 2023
580	Illinois, 2020
579	at Iowa, 2017

Total Offense Lows

180	at Temple, 2015
186	at Michigan, 2018
191	at Michigan, 2016
207	Michigan, 2015
214	at Michigan, 2014
219	Maryland, 2014
227	at Ohio State, 2019
227	Illinois, 2021
233	Michigan State, 2014
238	Michigan, 2023

First Down Highs

40	Kent State, 2024
35	Idaho, 2019
34	Delaware, 2023
32	Nebraska, 2017
32	Ball State, 2021
31	at Illinois, 2018
30	at Maryland, 2019
30	Maryland, 2020
30	at Nebraska, 2020
29	at Iowa, 2017

First Down Lows

9	at Temple, 2015
10	at Michigan, 2022
11	at Michigan, 2018
11	at Wisconsin, 2021
12	Army, 2015
12	at Michigan, 2016
13	Ohio State, 2016
14	Northwestern, 2014
14	at Ohio State, 2015
14	Michigan, 2015
14	Pittsburgh, 2017
14	Michigan State, 2018
14	Buffalo, 2019
14	Michigan, 2019
14	Illinois, 2021

Rushing Yardage Highs

396	vs. Memphis, 2019
387	at Illinois, 2018
372	Maryland, 2016
359	Iowa, 2016
340	at Rutgers, 2016
331	Idaho, 2019
330	Rutgers, 2015
315	Delaware, 2023
310	Maryland, 2018
309	Kent State, 2024

Rushing Yardage Lows

16	Ohio State, 2014
33	at Ohio State, 2021
38	Michigan State, 2014
39	Indiana, 2017
42	Maryland, 2014
44	Ohio State, 2020
48	at Maryland, 2015
49	at Ohio State, 2023
50	Northwestern, 2014
50	at Wisconsin, 2021

Rushing Attempts Highs

62	Maryland, 2016
60	Delaware, 2023
58	Northwestern, 2022
57	at Rutgers, 2020
57	Iowa, 2023
53	Iowa, 2019
53	vs. Memphis, 2019
53	Illinois, 2020
52	Iowa, 2016
52	at Indiana, 2020
52	at Nebraska, 2020

Rushing Attempts Lows

18	at Wisconsin, 2021
22	Michigan State, 2014
22	Michigan, 2015
22	at Michigan, 2022
24	Pittsburgh, 2017
24	Georgia State, 2017
24	Buffalo, 2019
25	Northwestern, 2014
26	Michigan State, 2021
26	at Ohio State, 2023

Passing Yardage Highs

454	vs. UCF, 2014
429	Villanova, 2021
421	at Maryland, 2019
409	Kent State, 2024
401	at Michigan State, 2017
400	at USC, 2024
394	at Ohio State, 2021
386	Michigan State, 2016
384	vs. Wisconsin, 2016
371	vs. Boston College, 2014
371	Ohio State, 2022

Passing Yardage Lows

74	Michigan, 2023
81	Rutgers, 2019
88	Rutgers, 2023
93	at Illinois, 2014
103	at Temple, 2015
112	Temple, 2014
118	at Michigan, 2018
120	at Ohio State, 2015
121	at Michigan, 2016
128	Buffalo, 2015
128	at Ohio State, 2019

Passing Attempt Highs

57	Maryland, 2020
52	at Ohio State, 2021
50	Ohio State, 2014
50	vs. Boston College, 2014
48	at Iowa, 2017
48	at Michigan State, 2017
47	vs. UCF, 2014
47	at Michigan State, 2015
47	at Maryland, 2021
47	Ohio State, 2022

Passing Attempt Lows

13	at Ohio State, 2015
14	Rutgers, 2023
15	Rutgers, 2019
16	at Illinois, 2014
17	at Michigan, 2018
18	Iowa, 2016
18	at West Virginia, 2024
19	Rutgers, 2015
19	Army, 2015
19	Maryland, 2016

Passing Completion Highs

35	at Ohio State, 2021
34	vs. Boston College, 2014
32	vs. UCF, 2014
32	vs. Washington, 2014
32	Ohio State, 2022
31	Ohio State, 2014
31	at Iowa, 2017
31	Ohio, 2022
31	at USC, 2024
29	at Northwestern, 2017
29	at Maryland, 2019
29	Auburn, 2021

Passing Completion Lows

7	at Ohio State, 2015
7	Rutgers, 2023
8	at Illinois, 2014
8	Ohio State, 2016
8	at Michigan, 2018
8	Rutgers, 2019
10	Rutgers, 2015
10	Army, 2015
10	Maryland, 2016
10	Northwestern, 2022

Scoring Highs

79	Idaho, 2019
69	at Maryland, 2017
63	Kent State, 2018
63	at Illinois, 2018
63	Delaware, 2023
63	UMass, 2023
62	Purdue, 2016
59	at Maryland, 2019
56	Georgia State, 2017
56	Nebraska, 2017
56	Illinois, 2020
56	Kent State, 2024

Scoring Lows

6	Northwestern, 2014
7	at Michigan, 2018
10	Michigan State, 2014
10	at Temple, 2015
10	at Ohio State, 2015
10	at Michigan, 2016
10	vs. Arkansas, 2021
12	at Ohio State, 2023
13	at Rutgers, 2014
13	at Michigan, 2014
13	at Indiana, 2014

Total Offense Highs

575	vs. USC, 2016
563	at Michigan, 2022
554	at Indiana, 2018
542	vs. Memphis, 2019
540	vs. Ole Miss, 2023
529	at Ohio State, 2017
526	Ohio State, 2020
515	at Michigan, 2016
474	at Michigan State, 2017
469	Minnesota, 2016

Total Offense Lows

53	at Michigan State, 2023
66	Kent State, 2024
76	Iowa, 2023
87	at Rutgers, 2016
104	Purdue, 2019
109	UMass, 2023
128	at Maryland, 2019
134	Maryland, 2022
140	Delaware, 2023
145	Idaho, 2019

First Down Highs

33	vs. USC, 2016
32	at Indiana, 2018
31	Minnesota, 2016
30	vs. Ole Miss, 2023
29	at Wisconsin, 2021
29	at Maryland, 2021
28	at Michigan, 2022
27	at Ohio State, 2017
27	at Ohio State, 2019
27	vs. Memphis, 2019

First Down Lows

4	Iowa, 2023
5	at Rutgers, 2016
5	Idaho, 2019
5	Delaware, 2023
5	at Michigan State, 2023
6	Kent State, 2024
8	Temple, 2014
8	Purdue, 2019
9	at Rutgers, 2022
9	UMass, 2023

Rushing Yardage Highs

418	at Michigan, 2022
357	Illinois, 2021
353	vs. Arkansas, 2021
341	at Pitt, 2016
326	at Michigan, 2016
315	at Ohio State, 2015
285	vs. Boston College, 2014
261	Army, 2015
259	at Michigan, 2018
245	at Pittsburgh, 2018
245	at Illinois, 2018

Rushing Yardage Lows

-49	at Maryland, 2023
-35	at Michigan State, 2023
-19	Purdue, 2019
3	UMass, 2014
4	Idaho, 2019
20	Iowa, 2023
24	vs. UCF, 2014
24	Pittsburgh, 2019
25	Michigan State, 2022
30	Iowa, 2016

OPPONENTS

Rushing Attempts Highs

67	Illinois, 2021
61	at Ohio State, 2019
58	Buffalo, 2019
58	at Wisconsin, 2021
58	vs. Arkansas, 2021
57	Ohio State, 2014
56	at Pitt, 2016
55	Army, 2015
55	at Rutgers, 2018
55	at Michigan, 2022

Rushing Attempts Lows

16	at Maryland, 2023
17	Iowa, 2023
20	Temple, 2014
22	at Purdue, 2022
23	at Iowa, 2017
23	Central Michigan, 2022
24	Indiana, 2021
24	Delaware, 2023
24	at USC, 2024
25	Akron, 2014
25	at Maryland, 2017
25	Pittsburgh, 2019
25	Michigan State, 2022

Passing Yardage Highs

479	vs. Memphis, 2019
453	vs. USC, 2016
400	at Michigan State, 2017
399	Nebraska, 2017
394	vs. Ole Miss, 2023
372	Pittsburgh, 2019
371	Indiana, 2019
371	at Maryland, 2021
365	at Purdue, 2022
354	Ohio State, 2022

Passing Yardage Lows

18	Kent State, 2024
32	Army, 2015
38	Illinois, 2021
43	Rutgers, 2017
45	UMass, 2023
46	at Rutgers, 2018
48	at Rutgers, 2016
55	at Pittsburgh, 2018
56	Iowa, 2023
58	Delaware, 2023

Passing Attempt Highs

60	at Purdue, 2022
58	at Maryland, 2021
56	at Michigan State, 2017
55	Purdue, 2016
55	at Indiana, 2018
54	vs. USC, 2016
53	Michigan State, 2018
53	vs. Memphis, 2019
52	Central Michigan, 2022
51	Pittsburgh, 2019

Passing Attempt Lows

1	Army, 2015
8	Michigan, 2023
13	Kent State, 2024
15	at Pitt, 2016
15	vs. Kentucky, 2018
16	Maryland, 2016
16	at Rutgers, 2018
16	Iowa, 2023
16	Rutgers, 2023
17	at Rutgers, 2016
17	at Michigan, 2018
17	Delaware, 2023

Passing Completion Highs

41	at Maryland, 2021
36	Purdue, 2016
35	at Indiana, 2018
35	Pittsburgh, 2019
33	vs. USC, 2016
33	at Ohio State, 2017
33	at Michigan State, 2017
33	vs. Memphis, 2019
31	Indiana, 2019
31	at Maryland, 2023

Passing Completion Lows

1	Army, 2015
2	Kent State, 2024
5	at Rutgers, 2018
6	Delaware, 2023
6	Iowa, 2023
7	at Rutgers, 2016
7	Rutgers, 2017
7	Michigan, 2023
8	Illinois, 2020
8	Illinois, 2021

Scoring Highs

55	at Michigan State, 2015
52	vs. USC, 2016
49	at Michigan, 2016
45	vs. Oregon, 2024
44	Nebraska, 2017
44	Ohio State, 2022
42	at Pitt, 2016
42	at Michigan, 2018
41	Iowa, 2020
41	at Michigan, 2022

Scoring Lows

0	Illinois, 2015
0	at Rutgers, 2016
0	Akron, 2017
0	Georgia State, 2017
0	at Maryland, 2019
0	Indiana, 2021
0	Rutgers, 2021
0	Maryland, 2022
0	Iowa, 2023
0	UMass, 2023
0	at Michigan State, 2023
0	Kent State, 2024

SERIES NOTES

HEAD COACH RHETT LASHLEE

- Rhett Lashlee is in his third season as head coach at SMU.
- He owns a 29-11 record at SMU and was named ACC Coach of the Year in 2024.
- In his first two seasons at SMU, Lashlee led the Mustangs to the New Mexico Bowl in 2022 and the Fenway Bowl in 2023.
- In 2023, SMU went 11-3, including an 8-0 mark in the AAC.
- Lashlee served as offensive coordinator at Miami in 2020 and 2021 and was offensive coordinator at SMU in 2018 and 2019.
- Prior to becoming a head coach, Lashlee was a Broyles Award nominee at Arkansas State, Auburn, Miami and SMU.

SCOUTING THE MUSTANGS

- SMU is 11-2 overall and went 8-0 in the ACC.
- In their first season as a member of the ACC, the Mustangs reached the conference championship game, falling 34-31 against Clemson.
- SMU rallied back from a 24-7 halftime deficit to tie the game at 31-31 with 16 seconds left.
- Kevin Jennings threw for 304 yards and three touchdowns, while adding a rushing touchdown.
- SMU ranks sixth in the country in scoring offense (38.5) and 20th in total offense (443.1).
- Jennings has completed 66 percent of his passes for 3,050 yards and 22 touchdowns, while adding five rushing scores.
- RB Brashard Smith, an AFCA All-America second-team and All-ACC first-team selection, owns 1,270 rushing yards and 14 touchdowns.
- The Mustangs rank 28th in the country in scoring defense (20.8), 28th in total defense (326.1) and fourth in rushing defense (93.4).
- They are also fifth in the nation with five defensive touchdowns and 11th in sacks per game (3.08).
- DT Jared Harrison-Hunte and S Isaiah Nwokobia were tabbed first-team All-ACC.
- Harrison-Hunte owns eight tackles for loss and six sacks this season.
- Nwokobia has tallied 96 tackles, 3.5 tackles for loss, three interceptions and three pass breakups.
- LB Kobe Wilson leads the team with 110 tackles to go with six tackles for loss and three sacks.

TOP PERFORMANCES - PENN STATE

Rushing	
Fran Rogel	25 for 95 yds ('48)
Matt Suhey	28 for 96 yds, 1 TD ('78)
Booker Moore	15 for 69 yds ('78)
Joel Coles	10 for 59 yds ('78)

Passing	
Elwood Petchel	7 for 15, 93 yds, 1 TD ('48)
Chuck Fusina	13 for 24, 129 yds, 1 TD ('78)

Receiving	
Brad Scovill	4 for 37 yds ('78)
Scott Fitzkee	3 for 39 yds, 1 TD ('78)

TOP PERFORMANCES - SMU

Rushing	
Doak Walker	18 for 66 yds, 1 TD ('48)

Passing	
Doak Walker	5 for 9, 69 yds, 1 TD ('48)
Mike Ford	18 for 36, 289 yds, 1 TD ('78)

Receiving	
Emanuel Tolbert	5 for 66 yds ('78)
Anthony Smith	3 for 92 yds ('78)

SERIES RECORD

Penn State holds a 1-0-1 record in the series against SMU. This will mark the second time the teams met in a postseason game. The Nittany Lions and Mustangs played in the 1948 Cotton Bowl, resulting in a 13-13 tie.

Year	Site	Result
1948	Cotton Bowl	Penn State 13, SMU 13
1978	Home	Penn State 26, SMU 21

LAST MATCHUP (1978) PENN STATE DEFEATS SMU, 26-21

UNIVERSITY PARK, Pa. - Penn State needed two second-half touchdowns to overcome stubborn Southern Methodist, 26-21, at Beaver Stadium.

Mike Ford's first-half passing and Dave Hill's interception return for a score early in the third quarter lifted the Mustangs to a 21-12 lead three minutes into the second half.

The Lions then drove 69 yards in nine plays with Chuck Fusina passing 16 yards to Scott Fitzee for the touchdown to narrow the deficit to 21-19. Fusina completed three passes in three attempts for 51 yards on the drive.

After SMU was forced to punt on its next possession, Penn State marched 73 yards on 12 plays to win the game. Fusina completed two third-down passes to Brad Scovill to keep the drive alive. Joel Coles' 12-yard run and Booker Moore's 15-yarder gave the Lions first-and-goal at the 3. Matt Suhey scored the winning points with less than two minutes to play in the third quarter.

Penn State's first-half scoring was all Matt Bahr. The Lion placekicker was successful on all four field goal attempts, tying the NCAA record with four field goals in a half.



TEAM STATISTICS

	PSU	SMU
First Downs	25	14
Rushing Att-Yards	64-293	23-(-5)
Passing Yards	129	289
Passing (Comp-Att-Int)	13-24-1	18-36-2
Total Plays-Yards	88-422	59-284
Return Yards	26	48
Punts-Average	6-35.7	8-31.6
Fumbles-Lost	1-0	0-0
Penalties-Yards	9-65	6-45

GAME LEADERS

* Top performers from each school based on yardage.

PENN STATE		SMU	
Passing		Passing	
Chuck Fusina	13-of-24 for 129 yds 1 TD/1 INT	Mike Ford	18-of-36 for 289 yds, 1 TD/2 INT
Rushing		Rushing	
Matt Suhey	28 for 96 yds, 1 TD	Darold Turner	12 for 14 yds, 1 TD
Booker Moore	15 for 69 yds	Tim Johnson	5 for 11 yds
Receiving		Receiving	
Brad Scovill	4 for 37 yds	Emanuel Tolbert	5 for 66 yds
Scott Fitzkee	3 for 39 yds	Anthony Smith	3 for 92 yds

OTHER

Date	September 23, 1978
Location	University Park, Pa.
Stadium	Beaver Stadium
Penn State	4-0
SMU	2-1

BOWL HISTORY

Below is a rundown of Penn State's complete bowl history, listing the date, bowl game and score, with opponent for all 54 of its bowl/playoff competitions.

Jan. 1, 1923 - Rose Bowl	USC 14, Penn State 3
Jan. 1, 1948 - Cotton Bowl	Penn State 13, SMU 13
Dec. 19, 1959 - Liberty Bowl	Penn State 7, Alabama 0
Dec. 17, 1960 - Liberty Bowl	Penn State 41, Oregon 12
Dec. 30, 1961 - Gator Bowl	Penn State 30, Georgia Tech 15
Dec. 29, 1962 - Gator Bowl	Florida 17, Penn State 7
Dec. 30, 1967 - Gator Bowl	Penn State 17, Florida State 17
Jan. 1, 1969 - Orange Bowl	Penn State 15, Kansas 14
Jan. 1, 1970 - Orange Bowl	Penn State 10, Missouri 3
Jan. 1, 1972 - Cotton Bowl	Penn State 30, Texas 6
Dec. 31, 1972 - Sugar Bowl	Oklahoma 14, Penn State 0
Jan. 1, 1974 - Orange Bowl	Penn State 16, LSU 9
Jan. 1, 1975 - Cotton Bowl	Penn State 41, Baylor 20
Dec. 31, 1975 - Sugar Bowl	Alabama 13, Penn State 6
Dec. 27, 1976 - Gator Bowl	Notre Dame 20, Penn State 9
Dec. 25, 1977 - Fiesta Bowl	Penn State 42, Arizona State 30
Jan. 1, 1979 - Sugar Bowl	Alabama 14, Penn State 7
Dec. 22, 1979 - Liberty Bowl	Penn State 9, Tulane 6
Dec. 26, 1980 - Fiesta Bowl	Penn State 31, Ohio State 19
Jan. 1, 1982 - Fiesta Bowl	Penn State 26, USC 10
Jan. 1, 1983 - Sugar Bowl	Penn State 27, Georgia 23
Dec. 26, 1983 - Aloha Bowl	Penn State 13, Washington 10
Jan. 1, 1986 - Orange Bowl	Oklahoma 25, Penn State 10
Jan. 2, 1987 - Fiesta Bowl	Penn State 14, Miami (Fla.) 10
Jan. 1, 1988 - Citrus Bowl	Clemson 35, Penn State 10
Dec. 29, 1989 - Holiday Bowl	Penn State 50, BYU 39
Dec. 28, 1990 - Blockbuster Bowl	Florida State 24, Penn State 17
Jan. 1, 1992 - Fiesta Bowl	Penn State 42, Tennessee 17
Jan. 1, 1993 - Blockbuster Bowl	Stanford 24, Penn State 3
Jan. 1, 1994 - Citrus Bowl	Penn State 31, Tennessee 13
Jan. 2, 1995 - Rose Bowl	Penn State 38, Oregon 20
Jan. 1, 1996 - Outback Bowl	Penn State 43, Auburn 14
Jan. 1, 1997 - Fiesta Bowl	Penn State 38, Texas 15
Jan. 1, 1998 - Citrus Bowl	Florida 21, Penn State 6
Jan. 1, 1999 - Outback Bowl	Penn State 26, Kentucky 14
Dec. 28, 1999 - Alamo Bowl	Penn State 24, Texas A&M 0
Jan. 1, 2003 - Capital One Citrus Bowl	Auburn 13, Penn State 9
Jan. 3, 2006 - Orange Bowl	Penn State 26, Florida State 23 (3 OT)
Jan. 1, 2007 - Outback Bowl	Penn State 20, Tennessee 10
Dec. 29, 2007 - Alamo Bowl	Penn State 24, Texas A&M 17
Jan. 1, 2009 - Rose Bowl	USC 38, Penn State 24
Jan. 1, 2010 - Capital One Citrus Bowl	Penn State 19, LSU 17
Jan. 1, 2011 - Outback Bowl	Florida 37, Penn State 24
Jan. 2, 2012 - TicketCity Bowl	Houston 30, Penn State 14
Dec. 27, 2014 - New Era Pinstripe Bowl	Penn State 31, Boston College 30
Jan. 2, 2016 - TaxSlayer Gator Bowl	Georgia 24, Penn State 17
Jan. 2, 2017 - Rose Bowl	USC 52, Penn State 49
Dec. 30, 2017 - Fiesta Bowl	Penn State 35, Washington 28
Jan. 1, 2019 - VRBO Citrus Bowl	Kentucky 27, Penn State 24
Dec. 28, 2019 - Goodyear Cotton Bowl	Penn State 53, Memphis 39
Jan. 1, 2022 - Outback Bowl	Arkansas 24, Penn State 10
Jan. 2, 2023 - Rose Bowl	Penn State 35, Utah 21
Dec. 30, 2023 - Peach Bowl	Ole Miss 38, Penn State 25
Dec. 21, 2024 - CFP First Round	vs. SMU

BOWL NOTES

PENN STATE EARNS 54TH POSTSEASON APPEARANCE

- Penn State is making its 54th postseason appearance, including bowl and playoff appearances, tied-ninth all-time.
- Head Coach **James Franklin** has guided his teams to a postseason appearance 13 times (3 at Vanderbilt; 10 at Penn State).
- Penn State's 31 bowl victories are tied-fourth nationally and lead all Big Ten schools.
- The Nittany Lions' 60.4 winning percentage in bowl games (31-20-2 record) is No. 9 nationally among teams with at least 20 bowl appearances.
- Penn State has played in 16 different bowl games and has played in each of the New Year's Six bowls.
- Penn State made its first postseason appearance in 1923 when it traveled across the country to face USC in the Rose Bowl Game to cap off the 1922 season.

ABOUT THE COLLEGE FOOTBALL PLAYOFF

- Penn State will make its first ever appearance in the College Football Playoff.
- The Nittany Lions are the No. 6 seed, set to host No. 11 seed SMU.
- This is the first year of the 12-team playoff after being a four-team playoff since 2014.
- Penn State joins Texas, Notre Dame and Ohio State as hosts in the first round.
- The winner of the Penn State-SMU game will advance to play No. 3 seed Boise State in the CFP quarterfinal played as the Fiesta Bowl.

1948 COTTON BOWL

- Penn State and SMU have previously met in one bowl game, the 1948 Cotton Bowl.
- The teams tied 13-13 on January 1, 1948.
- Penn State scored on a 38-yard pass from Elwood Petchel to Larry Cooney and a 6-yard pass from Petchel to Wally Triplett.
- SMU All-American Doak Walker passed for one score and rushed for another.
- Because two Nittany Lions, Triplett and Dennie Hoggard, were African-American, none of the Dallas hotels would allow the team to stay in their facilities, forcing the squad to stay at a Naval Air Station 14 miles from Dallas.

PENN STATE IN DECEMBER POSTSEASON GAMES

- Penn State has played in December bowl games on 21 occasions and owns a 13-6-1 record in the month.
- This is Penn State's first time playing on December 21.

SMU CONNECTIONS

- Penn State junior K **Chase Meyer** and SMU redshirt sophomore OL Jack Laphen both played at Mater Dei High School in California.
- Penn State redshirt sophomore OL **Dominic Rulli** and SMU redshirt freshman WR Cooper Reed both played at The Taft School in Connecticut.
- Penn State junior RB **Kaytron Allen** and SMU redshirt junior TE Davis Hawkins both played at IMG Academy in Florida.
- Penn State redshirt freshman DT **Ty Blanding** and SMU senior DT Jared Harrison-Hunte both played at Christ The King High School in New York.
- Penn State redshirt senior CB **Jalen Kimber** and sophomore CB **A.J. Harris** and SMU graduate student DT Jonathan Jefferson all played at Georgia.
- Penn State senior WR **Julian Fleming** and SMU redshirt sophomore DE Omari Abor both played at Ohio State.

- Penn State co-defensive coordinator/safeties coach **Anthony Poindexter** and SMU special teams coordinator/running backs coach Kyle Cooper coached together at UConn in 2016. Poindexter was the defensive coordinator/safeties coach, while Cooper was an offensive graduate assistant.

WARREN EARNS MACKEY AWARD, HEISMAN VOTES

- Penn State senior tight end **Tyler Warren** became the Nittany Lions' first ever recipient of the John Mackey Award, given to the nation's top tight end.
- He also finished seventh in the Heisman Trophy voting, the highest finish by any FBS tight end since Notre Dame's Ken MacAfee in 1977.
- Since 1942, Warren is one of seven tight ends to finish among the Heisman Top 7, joining UCLA's Burr Baldwin (7th; 1946), Stanford's Bill McCall (4th; 1951), Navy's Ron Beagle (7th; 1955), Michigan's Ron Kramer (6th; 1956), Wisconsin's Pat Richter (6th; 1962), Penn State's Ted Kwalick (4th; 1968) and Notre Dame's Ken MacAfee (3rd; 1977).
- Among FBS tight ends in 2024, Warren is tied for first in total touchdowns (10; 1st in Power Four) and ranks second in receiving yards (1,062; 1st), receiving yards per game (81.7; 1st) and yards per reception (12.1; 1st, min. 70 catches), third in receptions (88; 1st) and 100-yard receiving games (4; 2nd) and tied for fourth in receiving touchdowns (6; T-1st).
- He ranks second among FBS tight ends with 30 receptions of 15+ yards this season and ranks first in percentage of catches for first downs (66%) among FBS tight ends with 55+ catches.
- Warren ranks first among FBS tight ends with 14 red zone receptions, while ranking second in 10+ yard receptions (47; 1st in P4) and third in 25+ yard receptions (9; T-1st).
- Warren has set Penn State career tight end records for receptions (137), receiving yards (1,668), receiving touchdowns (17) and 100-yard receiving games (5).
- He owns Penn State and Big Ten season tight end records for receptions (88) and receiving yards (1,062).

DAWKINS COLLECTS WUERFFEL TROPHY

- Penn State redshirt senior offensive lineman **Nick Dawkins** garnered the AllState Wuerffel Trophy.
- The AllState Wuerffel Trophy, named after Danny Wuerffel, 1996 Heisman Trophy-winning quarterback at Florida, is considered college football's premier award for community service.
- Dawkins became the first Nittany Lion in program history to earn the Wuerffel Trophy.
- He founded the Dawkins Family Foundation, a 501(c)(3) organization dedicated to empowering communities through youth engagement. The foundation has awarded three scholarships to high school seniors and collaborates with the Lehigh Valley YMCA and Big Brothers Big Sisters to provide book bags for children and teens in need.
- Dawkins has interned with the YMCA of Centre County, where he developed a multi-sports camp and an Olympic Games camp as part of the YMCA's summer youth programming. Additionally, he volunteers at Parkland sports camps.
- He is the president of Penn State's chapter of Uplifting Athletes, which raises funds for rare disease research, notably through its "Lift for Life" workout competition each June.
- Dawkins also serves on the board of Devon Still's "Still Strong Foundation", which supports childhood cancer initiatives.
- Last year, Dawkins chaired the diversity, equity, and inclusion committee for Penn State's student-athlete advisory committee.

PENN STATE VS. BIG TEN

PENN STATE VS. BIG TEN

- Penn State is 58-23 in the Big Ten since 2016.
- PSU won 13 consecutive games against Big Ten opponents from 2016-17, breaking its record of 12 from 1993-94.
- Penn State owns a 264-132-3 mark against Big Ten Conference teams since the Nittany Lions first opposed Ohio State in 1912.
- The Nittany Lions began play as a member of the Big Ten Conference in 1993 and have a 168-96 mark.
- Penn State played 132 games vs. the current Big Ten alignment when either or both Penn State itself (prior to 1993) or the opponent (Nebraska prior to 2011; Maryland and Rutgers prior to 2014; Oregon, UCLA, USC and Washington prior to 2024) was not yet a member of the Big Ten. The Nittany Lions went 92-37-3 in those games.

Opponent	Record	1st Meeting	Last Meeting
Illinois	22-6	1954	2024
Indiana	25-2	1993	2023
Iowa	18-14	1930	2023
Maryland	44-3-1	1917	2024
Michigan	10-17	1993	2023
Michigan State	19-18-1	1914	2023
Minnesota	11-6	1993	2024
Nebraska	8-10	1920	2020
Northwestern	16-5	1993	2023
Ohio State	14-26	1912	2024
Oregon	3-2	1960	2024
Purdue	17-3-1	1951	2024
Rutgers	32-2	1918	2023
UCLA	3-4	1963	2024
USC	5-6	1922	2024
Washington	4-0	1921	2024
Wisconsin	12-9	1953	2024

Bold indicates 2024 opponent

BIG TEN'S NEW TEAMS

- The Big Ten welcomed four former Pac-12 schools ahead of the 2024 season.
- Oregon, UCLA, USC and Washington joined the conference to expand the league to 18 teams.
- The Nittany Lions meet UCLA (10/5), USC (10/12), Washington (11/9) and Oregon (12/7) in 2024.
- Penn State's all-time games against the former Pac-12 schools:

Date	Opponent	Score
12/3/1921	at Washington	W, 21-7
1/1/1923	vs. USC (Rose Bowl)	L, 3-14
12/17/1960	vs. No. 16 Oregon (Liberty Bowl)	W, 41-12
9/21/1963	at Oregon	W, 17-7
9/28/1963	UCLA	W, 17-14
9/26/1964	at UCLA	L, 14-21
10/3/1964	Oregon	L, 14-22
10/2/1965	UCLA	L, 22-24
10/15/1966	at No. 4 UCLA	L, 11-49
10/7/1967	No. 3 UCLA	L, 15-17
10/12/1968	at UCLA	W, 21-6
1/1/1982	vs. No. 8 USC (Fiesta Bowl)	W, 26-10
12/26/1983	vs. Washington (Aloha Bowl)	W, 13-10
9/15/1990	at No. 6 USC	L, 14-19
9/14/1991	at USC	L, 10-21
9/11/1993	USC	W, 21-20
9/10/1994	No. 14 USC	W, 38-14
1/2/1994	vs. No. 12 Oregon (Rose Bowl)	W, 38-20
8/25/1996	vs. No. 7 USC (Giants Stadium)	W, 24-7
8/27/2000	vs. No. 15 USC (Giants Stadium)	L, 5-29
1/1/2009	vs. No. 5 USC (Rose Bowl)	L, 24-38
1/2/2017	vs. No. 9 USC (Rose Bowl)	L, 49-52
12/30/2017	vs. No. 12 Washington (Fiesta Bowl)	W, 35-28
10/5/2024	UCLA	W, 27-11
10/12/2024	at USC	W, 33-30 (OT)
11/9/2024	Washington	W, 35-6
12/7/2024	vs. No. 1 Oregon (Big Ten Championship)	L, 37-45

MILESTONE WATCH

- **Drew Allar** is 131 yards shy of 6,000 career passing yards.
- **Abdul Carter** is 4.5 tackles for loss shy of 40 career tackles for loss.
- **Liam Clifford** is 2 yards shy of 500 career receiving yards.
- **Dominic DeLuca** is 14 tackles shy of 100 career tackles.
- **Dani Dennis-Sutton** is 3.5 tackles for loss shy of 20 career tackles for loss.
- **Zane Durant** is 4.5 tackles for loss shy of 20 career tackles for loss.
- **Tyler Elsdon** is 5 tackles shy of 100 career tackles.
- **Kobe King** is 1.5 tackles for loss shy of 20 career tackles for loss.

TEAM NOTES

IN THE CFP RANKINGS

- Penn State opened the 2024 College Football Playoff rankings at No. 6 and was ranked No. 4 in the December 8 poll.
- Penn State is one of six FBS teams who have appeared in each of the last 18 CFP rankings.
- With appearances in the last 18 CFP rankings, Penn State is tied for the fifth-longest active streak among FBS teams.
- The Nittany Lions have appeared in the CFP rankings 42 times since the College Football Playoff was introduced in 2014.
- Penn State has ranked among the CFP Top 10 on 26 occasions.
- Penn State has finished in the CFP Top 12 seven times, ranking fourth-most among FBS teams and second among Big Ten teams.

THREE-STRAIGHT 10 WIN SEASONS

- In 2024, Penn State reached 11 wins in a season for the 20th time in program history and 11 regular season wins for the seventh time.
- The Nittany Lions won 11 games in a season for the fifth time under **James Franklin** (2016, 2017, 2019, 2022, 2024).
- PSU is one of six FBS programs with 11 wins in at least five of the last nine seasons, joining Alabama, Clemson, Georgia, Ohio State and Oklahoma.
- Penn State won eight Big Ten games in a season for the third time in program history.
- PSU has won 32 games over the last three seasons (2022, 2023, 2024). It marks the fourth time in program history that Penn State has won 32 or more games, joining 1971-73 (33), 1972-74 (32) and 1994-96 (32).
- Penn State joins Alabama (32), Georgia (39), Michigan (35), Ohio State (32), Oregon (35) and Tulane (32) among FBS teams with 32+ wins over the last three seasons.
- In 2024, PSU earned 10 wins and five road wins in a season for the ninth time in program history.
- The Nittany Lions won at least 10 games in back-to-back seasons for the 13th time in program history and won at least 10 games in three-straight seasons for the fourth time in program history, first time as a Big Ten member, and first time since 1980-82.
- Penn State joins Georgia, Ohio, Ohio State and Oregon as the only FBS teams who posted 10+ win seasons in 2022, 2023 and 2024. Alabama (9) and Tulane (9) both won 10+ games in 2022 and 2023 and could join the list in 2024.
- The Nittany Lions reached 10 wins for the sixth time since 2016.
- Penn State is one of nine FBS teams with at least 10 wins in at least six of the last nine seasons, joining Alabama (8), Boise State (6), Clemson (8), Georgia (7), Michigan (6), Notre Dame (7), Ohio State (8) and Oklahoma (6).

ALL-AMERICAN HONORS

- Junior DE **Abdul Carter** and senior TE **Tyler Warren** became the 103rd and 104th first-team All-Americans, selected by NCAA-recognized outlets, in program history.
- With first team selections by the AFCA, Associated Press, FWAA, The Sporting News and Walter Camp Football Foundation, Carter has qualified to be Penn State's 15th Unanimous Consensus All-American and 45th consensus All-American.
- Warren earned first-team honors from the FWAA and The Sporting News and second-team accolades from the AFCA, Associated Press and Walter Camp Football Foundation.
- Under head coach James Franklin, Penn State has earned 18 All-American selections by 16 players and has multiple All-Americans in each of the last four seasons.

CARTER, WARREN EARNS BIG TEN POSTSEASON AWARDS

- Penn State DE **Abdul Carter** was named the Nagurski-Woodson Big Ten Defensive Player of the Year and Smith-Brown Big Ten Defensive Lineman of the Year.
- TE **Tyler Warren** was voted Kwalick-Clark Big Ten Tight End of the Year.
- Carter and Warren became Penn State's 39th and 40th major award winners of a conference award and the 13th and 14th in the **James Franklin** era.

- Carter is the seventh Nittany Lion to win the conference's Defensive Player of the Year Award, joining LB LaVar Arrington (1998), DE Courtney Brown (1999), DE Michael Haynes (2002), DT Jared Odrick (2009), DT Devon Still (2011) and DE Carl Nassib (2015).
- He is also the sixth Nittany Lion to win the Defensive Lineman of the Year honor, joining Brown (1999), DT Jimmy Kennedy (2002), DE Tamba Hali (2005), Odrick and Still.
- Warren is second Nittany Lion to earn the Big Ten Tight End of the Year award, joining Pat Freiermuth (2020).

BIG HONORS

- Penn State had 23 All-Big Ten selections across offense, defense and special teams.
- On offense, TE **Tyler Warren** was named first team by the coaches and media.
- OL **Olaivavega Ioane** was selected second team by the coaches and media.
- OL **Sal Wormley** was voted third team by the media and honorable mention by coaches.
- QB **Drew Allar**, OL **Anthony Donkoh**, OL **Drew Shelton** and RB **Nicholas Singleton** were tabbed honorable mention by the coaches and media.
- RB **Kaytron Allen**, OL **Nick Dawkins** and WR **Harrison Wallace III** were selected honorable mention by the media.
- On defense, DE **Abdul Carter** led the way as a first team selection by the coaches and media.
- LB **Kobe King** was tabbed second team by the coaches and media.
- S **Jaylen Reed** earned second team honors by the coaches and media.
- CB **A.J. Harris** garnered third team accolades by the coaches and media.
- DT **Zane Durant** was voted honorable mention by the coaches and media.
- LB **Tony Rojas** was tabbed honorable mention by the coaches.
- DE **Dani Dennis-Sutton**, DT **Dyon J-Thomas**, CB **Jalen Kimber** and S **Zakee Wheatley** were named honorable mention by the media.
- On special teams, LS **Tyler Duzansky** was voted third team by the media and honorable mention by the coaches.
- K **Ryan Barker** was tabbed honorable mention by the coaches and media.
- KR **Nicholas Singleton** were selected honorable mention by the media.

AWARD FINALISTS/SEMIFINALISTS

- On Nov. 5, senior TE **Tyler Warren** was named a finalist for the Mackey Award, given to the nation's top tight end, on Nov. 26.
- Warren was also a finalist for the Paul Hornung Award, for the most versatile player in college football.
- Junior DE **Abdul Carter** was a finalist for the Lombardi Award, presented to an outstanding lineman, and the Ted Hendricks Award, given to the nation's best defensive end.
- He was also a finalist for the Bednarik Award and Bronko Nagurski Trophy, both presented to an outstanding defensive player.
- Carter and Warren are also semifinalists for Walter Camp Player of the Year.
- Redshirt senior OL **Nick Dawkins** was a finalist for the Allstate Wuerffel Trophy.
- Redshirt freshman OL **Anthony Donkoh** is a semifinalist for the Shaun Alexander Freshman of the Year award.

OREGON NOTES

- Penn State is now 3-2 all-time against Oregon.
- Penn State is 1-1 in Big Ten Championship Games.
- The Nittany Lions are 4-13 all-time against opponents ranked No. 1 in the AP Poll.
- In the first half, Penn State and Oregon broke the Big Ten Championship game record with a combined 55 points, bettering the 52 points by Nebraska and Wisconsin in 2012.

TEAM NOTES

- Penn State's 6 play, 97-yard touchdown drive in the fourth quarter is the longest scoring drive in Big Ten Championship game history based on yards.
- The 82 combined points for Penn State and Oregon are the second-most in a Big Ten Championship game behind the 101 points by Wisconsin and Nebraska in 2012.
- The Nittany Lions gained 518 total yards. Oregon entered the game allowing 283.8 total yards per game.
- The Nittany Lions rushed for 292 yards. Oregon entered the game allowing 112.3 rushing yards per game.
- RB **Kaytron Allen** (124) and RB **Nicholas Singleton** (105) both rushed for over 100 yards in the same game for the third time in their career.
- On a 7-yard catch in the first quarter, TE **Tyler Warren** broke the Big Ten record for season receiving yards by a tight end, topping Wisconsin's Travis Beckum's 982 receiving yards in 2007.
- On a 28-yard reception in the first quarter, Warren became the fifth Nittany Lion (seventh occasion) to go over 1,000 receiving yards in a season.

MARYLAND NOTES

- With Penn State's 44-7 win over Maryland and Michigan's 13-10 win over Ohio State, the Nittany Lions clinched a spot in the 2024 Discover Big Ten Championship Game.
- Penn State reached 11 wins in a season for the 20th time in program history and 11 regular season wins for the seventh time.
- The Nittany Lions won 11 games in a season for the fifth time under **James Franklin** (2016, 2017, 2019, 2022, 2024).
- With today's victory, Penn State has won 32 games over the last three seasons (2022, 2023, 2024). It marks the fourth time in program history that Penn State has won 32 or more games, joining 1971-73 (33), 1972-74 (32) and 1994-96 (32).
- On the 7-yard touchdown catch, TE **Tyler Warren** broke a tie with Pat Freiermuth (16; 2018-20) for the Penn State tight end career touchdown receptions record.
- On a 9-yard catch in the third quarter, Warren set the Penn State tight end career receptions record, previously held by Mike Gesicki (129; 2014-17). Warren has 130 career receptions.
- On a 20-yard catch in the first quarter, Warren broke a tie with Wisconsin's Travis Beckum (75; 2007) for the most receptions by a Big Ten tight end in a season. Warren has 81 receptions this season.
- Penn State limited Maryland to 10 rushing yards in the first half and 35 passing yards in the second half.
- The Nittany Lions forced three takeaways, all interceptions.
- The Nittany Lions gave up 27 total yards and 16 rushing yards in the third quarter.
- PSU limited Maryland to 97 yards on 27 plays in the second half.

MINNESOTA NOTES

- The Nittany Lions have won their five road games in a season for the first time since 1994 and went 4-0 on the road in Big Ten games for the third time in program history, joining the 1994 and 2009. In 1994, PSU had a road win at Temple that was played at Franklin Field on the campus of Penn.
- PSU won five true road games in a season for the first time since 1985.

- Penn State reached 10 wins in a season for the 27th time in program history and 10 regular season wins for the 21st time.
- The Nittany Lions have won at least 10 games in back-to-back seasons for the 13th time in program history.
- Penn State won 10 games in three-straight seasons for the fourth time in program history and the first time since 1980-82 (10 wins in 1980; 10 in 1981; 11 in 1982).
- On an 8-yard catch in the third quarter, TE **Tyler Warren** broke the Penn State tight end career receiving yards record. He surpassed Mike Gesicki (1,481; 2014-17). Warren has 1,516 career receiving yards.
- Warren has 75 receptions this season, tying the Big Ten season tight end receptions record, matching Wisconsin's Travis Beckum (75 receptions in 2007).
- The Nittany Lions gave up 22 rushing yards on 15 attempts in the second half.
- TE **Luke Reynolds** gained 32 rushing yards on a fake punt in the fourth quarter.

PURDUE NOTES

- Between four scoring drives against Washington and two against Purdue, the Nittany Lions scored on six-straight first half drives before a punt in the second quarter.
- The Nittany Lions tallied 539 total yards, including 305 through the air.
- TE **Tyler Warren** earned his fourth career 100-yard receiving game, tying Ted Kwalick (4; 1966-68) for the Penn State tight end record.
- Warren's three 100-yard receiving games this season are the most by a PSU player since Jahan Dotson's five in 2021.
- The senior hauled in a 15-yard touchdown grab in the first quarter. It was his 16th career touchdown reception, tying Pat Freiermuth (16; 2018-20) for the Penn State tight end career record. Warren broke a tie with Mike Gesicki (15; 2014-17).
- Warren scored on a career-long 48-yard run in the third quarter.
- Since 1956, Warren is the seventh FBS true tight end with four rushing touchdowns in a season, joining Jaylen Samuels (NC State; 2015, 2016, 2017), Jordan Myers (Rice; 2021), Jordan Reed (Florida; 2010), Gerald Everett (South Alabama; 2015), Harold Fannin Jr. (Bowling Green; 2022) and James Mitchell (Virginia Tech; 2019).
- Since 1956, Warren is the only Big Ten tight end with four rushing touchdowns in a season.
- QB **Drew Allar** has 5,228 career passing yards. On the day, he became the 11th Nittany Lion to reach 5,000 career passing yards.
- Penn State held Purdue without a point in the third quarter and limited the Boilermakers to seven second-half points.
- The Nittany Lions held Purdue to 35 yards on 10 plays and three rushing yards on five attempts in the third quarter.

WASHINGTON NOTES

- Penn State is now 4-0 all-time against Washington.
- The Nittany Lions are 10-6 in full-stadium Penn State White Out games, including five-straight wins.
- Penn State welcomed 110,233 fans. It is the ninth-largest attendance in Beaver Stadium history.

RECORD BREAKDOWN

Overall Record	11-2
Day Games	8-1
Night Games (6 p.m. or later)	3-1
TV Games	11-2
BTN	3-0
CBS	3-1
FOX	2-1
NBC	2-0
Peacock	1-0
Scoring First	6-1
Opponent Scoring First	5-1
Leading at the Half	6-0
Trailing at the Half	4-2
Tied at the Half	1-0
Leading after Third Qtr.	10-0
Trailing after Third Qtr.	1-2
Tied after Third Qtr.	0-0
Overtime Games	1-0
Scoring less than 20 pts	0-1
Scoring 20-29 points	4-0
Scoring 30-39 Points	4-1
Scoring 40+ Points	3-0
Allowing 10 points or less	5-0
Allowing 11-20 points	3-1
Allowing 21-30 points	3-0
Allowing 31+ points	0-1
Rushing for less than 100 yds	1-0
Rushing for 100-199 yds	3-1
Rushing for 200-299 yds	6-1
Rushing for 300+ yds	1-0
Passing for less than 200 yds	2-1
Passing for 200-299 yds	6-1
Passing for 300-399 yds	1-0
Passing for 400+ yds	2-0
Totaling less than 300 yds total offense	0-1
300-399 yds of total offense	3-0
400-499 yds of total offense	5-0
500+ yds of total offense	3-1
Allowing less than 100 yds rushing	8-0
Allowing more than 100 yds rushing	3-2
Allowing less than 300 yds total offense	8-0
Allowing 300+ yds total offense	3-2
Having a 100-yd rusher	3-0
Having two 100-yd rushers	1-1
Not having a 100-yd rusher	8-1
Opp. having a 100-yd rusher	0-0
No turnovers	4-0
1-3 turnovers	7-2
4+ turnovers	0-0
No takeaways	3-1
1 or 2 takeaways	6-1
3 or more takeaways	2-0
More than 30:00 of possession	8-0
Less than 30:00 of possession	3-2

AT THE START

Opponent	Coin Toss	Choice	PSU 1st Drive	Opponent 1st Drive	Game Captains
at West Virginia	West Virginia	Receive	Fumble	Punt	Dominic DeLuca, Riley Thompson, Tyler Warren, Kevin Winston Jr.
BOWLING GREEN	Penn State	Defer	Touchdown	Touchdown	Dominic DeLuca, Zane Durant, Kobe King, Riley Thompson
KENT STATE	Penn State	Defer	Interception	Punt	Dominic DeLuca, Kobe King, Elliot Washington II
ILLINOIS*	Penn State	Defer	Touchdown	Touchdown	Dominic DeLuca, Kobe King, Jaylen Reed, Tyler Warren
UCLA*	UCLA	Defer	Punt	Turnover on Downs	Nick Dawkins, Dominic DeLuca, Dani Dennis-Sutton
at USC*	USC	Receive	Field Goal	Punt	Dominic DeLuca, Olaivavega Ioane, DaKaari Nelson, Jaylen Reed
at Wisconsin*	Penn State	Defer	Fumble	Field Goal	Dominic DeLuca, Dominic Rulli, Drew Shelton, Riley Thompson
OHIO STATE*	Ohio State	Defer	Field Goal	Interception	Dominic DeLuca, Tyler Elsdon, Olaivavega Ioane, Kevin Winston Jr.
WASHINGTON*	Penn State	Defer	Touchdown	Missed Field Goal	Dominic DeLuca, Kobe King, DaKaari Nelson, Tyler Warren
at Purdue*	Purdue	Defer	Touchdown	Punt	Nick Dawkins, Dominic DeLuca, Zane Durant, Kobe King
at Minnesota*	Minnesota	Defer	Punt	Touchdown	Nick Dawkins, Dominic DeLuca, Kobe King, Nicholas Singleton
MARYLAND*	Maryland	Defer	Fumble	Touchdown	Dominic DeLuca, Cam Miller, Jaylen Reed, Tyler Warren
vs. Oregon	Penn State	Defer	Field Goal	Touchdown	Abdul Carter, Dominic DeLuca, Jaylen Reed, Tyler Warren

* Big Ten Conference Game

HISTORIC SERIES

- The Nittany Lions have played 23 teams 20 or more times in the 137-year history of the program.
- Penn State owns a winning record against 18 of the 23 teams that it has met 20 or more times.
- Six of the 23 teams are on the 2024 schedule, including West Virginia (61), Illinois (28), Wisconsin (21), Ohio State (40), Purdue (21) and Maryland (48).
- Eighteen of the 23 programs are currently members of NCAA Division I FBS.

Team	Meetings	Record
Pittsburgh	100	53-43-4
Syracuse	71	43-23-5
West Virginia	61	50-9-2
Maryland *	48	44-3-1
Penn ^	47	18-25-4
Temple	45	40-4-1
Ohio State *	40	14-26
Bucknell ^	38	28-10
Michigan State *	38	19-18-1
Navy	38	19-17-2
Rutgers *	34	32-2
Iowa *	32	18-14
Gettysburg ^	28	27-0-1
Illinois *	28	22-6
Indiana *	27	25-2
Michigan *	27	10-17
Army	26	14-10-2
Boston College	24	20-4
Lehigh ^	23	16-6-1
Northwestern*	21	16-5
Purdue*	21	17-3-1
Wisconsin*	21	12-9
Lebanon Valley ^	20	20-0

* - Current Big Ten team | ^ - Current Non-FBS university

Bold indicates 2024 opponent

HOME SWEET HOME

- With a 322-82 all-time record in Beaver Stadium, Penn State is tied for the sixth-best record in its venue amongst current FBS schools and tied for first in the Big Ten.
- The Nittany Lions welcomed 111,030 fans against Ohio State on Nov. 2, a Beaver Stadium record, and 110,233 fans against Washington for the Penn State White Out Game, which ranks ninth in stadium history.
- Penn State averaged 108,409 fans in seven home games in 2023, which is the second-highest single-season average attendance in Beaver Stadium history and is the highest since record 108,917 average in 2007.
- Only Alabama (.844) and Oklahoma (.816) have higher winning percentages in facilities older than Beaver Stadium.

School	Stadium Name (Opened)	Rec	Win %
1. Alabama	Bryant-Denny Stadium (1929)	304-55-3	.844
2. Boise State	Albertsons Stadium (1970)	293-61	.828
3. Marshall	Joan C. Edwards Stadium (1991)	189-42	.818
4. Oklahoma	Gaylord Family-Oklahoma Memorial Stad. (1923)	428-91-15	.816
5. Ga. Southern	Paulson Stadium (1984)	218-51	.810
6. Penn State	Beaver Stadium (1960)	322-82	.797
7. Ohio State	Ohio Stadium (1922)	478-115-20	.796
8. Georgia	Sanford Stadium (1929)	386-107-9	.778
9. Auburn	Jordan-Hare Stadium (1939)	349-99-7	.775
10. Tennessee	Neyland Stadium (1921)	499-142-17	.771

TOP 10 BEAVER STADIUM CROWDS

Date	Result	Attendance
11/2/24	Ohio State 20, Penn State 13	111,030
9/29/18	Ohio State 27, Penn State 26	110,889
11/11/23	Michigan 24, Penn State 15	110,856
9/23/23	Penn State 31, Iowa 0	110,830
10/21/17	Penn State 42, Michigan 13	110,823
9/14/02	Penn State 40, Nebraska 7	110,753
9/2/23	Penn State 38, West Virginia 15	110,747
10/19/19	Penn State 28, Michigan 21	110,669
11/9/24	Penn State 35, Washington 6	110,233
10/27/07	Ohio State 37, Penn State 17	110,134

TEAM NOTES

- It marks the sixth full-stadium Penn State White Out game with 110,000+ fans.
- On a catch in the fourth quarter, TE **Tyler Warren** broke the Penn State tight end season receptions record, previously held by Mike Gesicki (57; 2017).
- Later in the fourth quarter, Warren broke the Penn State tight end season receiving yards record, held by Gesicki (679; 2017).
- S **Jaylen Reed** intercepted a pass in the second quarter. He has interceptions in three of the last four games (at USC, at Wisconsin, Washington).
- DE **Abdul Carter** collected six tackles, four tackles for loss, two sacks and a forced fumble.

OHIO STATE NOTES

- Penn State is now 14-26 all-time against Ohio State and 6-11 in home games in the series.
- The Nittany Lions are 4-8 all-time in regular-season matchups where both teams are ranked in the Top 5 of the AP Poll.
- Penn State welcomed 111,030 fans, a Beaver Stadium record. The previous record was 110,889 against Ohio State on Sept. 29, 2018.
- Penn State snapped a streak of scoring 20 or more points in 10-straight games.
- The Nittany Lions snapped a streak of tallying 300 or more total yards in 10-straight games.
- CB **Zion Tracy** intercepted a pass on Ohio State's opening drive and returned it 31 yards for a touchdown. It was his first career interception.
- Penn State had interception returns for touchdowns in back-to-back games (Tracy; **Jaylen Reed**, 19 yards at Wisconsin) for the first time since 2003 (Yaacov Yisrael, 83 yards at Iowa; Alan Zemaitis, 78 yards vs. Ohio State).
- S **Zakee Wheatley** forced a fumble on the 2-yard line that went into the end zone for a touchback in the second quarter.
- DE **Abdul Carter** recorded two sacks, with solo sacks in both the second and third quarters.

WISCONSIN NOTES

- This marks the 20th time Penn State has started a season 7-0 and the third time under James Franklin (2017, 2019).
- Penn State is 4-0 to start Big Ten play for the eighth time and the third time under Franklin (2017, 2019).
- Penn State S **Jaylen Reed** recorded an interception and returned it 19 yards for a touchdown in the third quarter.
- It was Penn State's first interception return for a touchdown since **Dominic DeLuca's** 26-yard return against Delaware in 2023 and PSU's first interception return for a touchdown against a Big Ten opponent since Curtis Jacobs' 47-yard return at Michigan in 2022.
- Penn State limited Wisconsin to 81 rushing yards, including just 10 rushing yards in the second half.

USC NOTES

- The Nittany Lions earned their first win over USC at the LA Memorial Coliseum.
- Penn State improved to 6-0 for the second-straight year. PSU is the only FBS team to start 6-0 in each of the last two seasons.

- Penn State earned its first win in an overtime game since September 1, 2018 against Appalachian State (45-28) and its first win in an overtime game against a Big Ten opponent since October 2, 2016 vs. Minnesota (29-26).
- Penn State won on a game-winning field goal (36-yard kick by **Ryan Barker**) for the first time since August 30, 2014 against UCF when Sam Ficken hit a 36-yarder.
- Penn State snapped a streak holding four-straight Big Ten opponents to less than 100 rushing yards. USC finished the game with 189 rushing yards.
- PSU broke a streak of five-straight games not allowing a point in the third quarter. USC hit a 39-yard field goal with 28 seconds left in the third quarter.
- TE **Tyler Warren** set a Penn State and Big Ten tight end record with 224 receiving yards (on 17 catches).
- Warren joined Northwestern's Jon Harvey (208 yards vs. Michigan, 1982) as the only Big Ten tight ends to go over 200 receiving yards in a game.
- Warren's 17 receptions are a Penn State record and tie Harvey for most by a Big Ten tight end. His 17 receptions also tied an FBS tight end record, set by New Mexico's Emilio Valdez in 1967 and equaled by Harvey in 1982.
- Warren is the first FBS tight end to go over 200 receiving yards in a game since Utah's Dalton Kincaid had 234 receiving yards against USC on Oct. 15, 2022.
- Warren's 224 receiving yards are second-most by a Penn State player, behind only Jahan Dotson's 242 yards at Maryland in 2021).
- His 17 receptions are the most by an opponent in USC's 137-year football history.
- QB **Drew Allar** threw for 391 passing yards, sixth-most in a game by a PSU quarterback and PSU's most in a game since Sean Clifford's 401 yards vs. Villanova in 2021.

UCLA NOTES

- The Nittany Lions are 6-3 in Penn State Stripe Out games.
- Penn State improved to 5-0 for the fourth-straight year. The Nittany Lions are the only FBS team to start 5-0 in each of the last four seasons.
- It is the first time in program history Penn State has started 5-0 in four-straight seasons.
- This marks the 35th time Penn State has started a season 5-0 and the sixth time under **James Franklin**.
- Penn State scored on a 16-play, 82-yard drive, covering 8:36 in the second quarter. It was Penn State's longest drive by plays since a 17-play drive against Iowa in 2023 and its longest drive by time since a 9:04 drive against Indiana in 2019.
- TE **Tyler Warren** recorded his 17th total touchdown (14 receiving; 3 rushing) at Penn State, breaking a tie with Pat Freiermuth (16 receiving; 2018-20) for the most all-time by a PSU tight end.
- WR **Liam Clifford** had his first career 100-yard receiving game with 107 yards on three catches.
- In the third quarter, Penn State held UCLA to (-9) yards (5 passing, -14 rushing) on 11 plays.
- Penn State allowed 106 yards on 34 offensive plays to UCLA in the second half.



2024 TEAM CAPTAINS

- #0 DOMINIC DELUCA
- #15 DREW ALLAR
- #21 KEVIN WINSTON JR.
- #41 KOBE KING
- #53 NICK DAWKINS
- #95 RILEY THOMPSON

TEAM NOTES

ILLINOIS NOTES

- Penn State is 17-15 all-time in Big Ten openers, including wins in its last four and seven of the last eight.
- Penn State is 75-24-5 in Homecoming games and 5-2 when wearing its Generations of Greatness uniforms.
- From the 1:41 mark of the second quarter (when Illinois had the ball at the Penn State 2-yard line) until the end of the game, the Nittany Lions held Illinois to 39 total yards.
- A missed field goal in the red zone by the Illini in the second quarter snapped a streak of 36-straight red zone scores, which was the longest in the country.
- Penn State had a season-high 13 tackles for loss, the most since recording 14 in 2023 vs. UMass, and most in a Big Ten game since 2022 at Rutgers (15).
- The Nittany Lions recorded a season-high seven sacks, their most since notching seven in 2023 at Michigan State.
- DE **Abdul Carter** was the first Nittany Lion with four tackles for loss in a game since Yetur Gross-Matos against Iowa in 2018.

KENT STATE NOTES

- Penn State posted 718 yards of total offense and allowed 66 total yards on defense, a difference of 652 yards. The difference is the most for a Penn State team since 1947 and according to ESPN Stats & Info, the highest yard differential in the FBS in the last 20 years.
- Penn State had a school-record 718 yards of offense. The previous record was 711 yards vs. Susquehanna in 1926.
- The Nittany Lions had a school-record 40 first downs. The previous record was 38 vs. West Virginia in 1962.
- PSU had eight different players score a touchdown in a game for the first time since eight scored against Georgia State in 2017.
- Penn State's 409 passing yards are the fifth-highest in school history and the most since the Nittany Lions had 429 passing yards vs. Villanova in 2021.
- Between the second and third quarters, Penn State scored four touchdowns in a 7:36 span, while covering 319 yards.
- Penn State had three different players (QB **Drew Allar**, QB Beau Pribula, TE **Tyler Warren**) throw a passing touchdown in the same game since 2008 in a 55-13 win over Syracuse (QB Daryll Clark, QB Pat Devlin, QB Paul Cianciolo).
- Warren threw a 17-yard touchdown pass to Nicholas Singleton in the second quarter. It was Warren's first career touchdown pass.
- Warren is the first non-PSU quarterback with a passing and receiving touchdown in the same game since WR KeAndre Lambert-Smith against Michigan State in 2022.
- Penn State held Kent State to 66 yards of offense (48 rushing, 18 passing), tied for the seventh-fewest since 1947. It is the fewest yards allowed by the Nittany Lions since holding Michigan State to 53 yards of total offense in 2023.
- The Nittany Lions held Kent State to 20 total yards in the first quarter (0 pass, 20 rush) and 40 total yards in the first half (18 pass, 22 rush). Penn State held Kent State to 26 yards in the second half (0 pass, 26 rush).
- The 18 passing yards allowed are the fewest allowed by Penn State under **James Franklin**.
- Penn State only allowed six first downs, the fewest since allowing five at Michigan State in 2023.
- The two passing completions allowed are the second-fewest allowed under Franklin and the lowest number of completions allowed since Army had one completion in 2015.

BOWLING GREEN NOTES

- Penn State snapped a streak of 28 games not allowing a first-drive touchdown, dating back to the Michigan State game in 2021. It was the nation's longest active streak.
- The Nittany Lions snapped a streak of 15-straight regular-season non-conference matchups without allowing more than 20 points in a game.
- Penn State is 123-13-1 all-time in home openers and 55-10 in Beaver Stadium home openers, including wins in 21 of the last 23 home openers.

- On Bowling Green's opening drive, Penn State snapped a streak of 28-straight games not allowing a first-drive touchdown, dating back to the Michigan State game in 2021. It was the nation's longest active streak.
- The Nittany Lions snapped a streak of 15-straight regular season non-conference games not allowing more than 20 points.
- RB **Nicholas Singleton** and RB **Kaytron Allen** each rushed for 100 yards in the same game for the second time in their careers.
- TE **Tyler Warren's** 146 receiving yards were a then-Penn State tight end record in a game, topping Matt Kranchick's 136 yards against Wisconsin in 2003.
- Penn State held Bowling Green to six total yards in the third quarter (1 rushing, 5 passing).

WEST VIRGINIA NOTES

- The Nittany Lions have won six-straight matchups in the series and 34 of the last 36 contests.
- Penn State is now 114-22-2 all-time in season openers and has won 20 of its last 23 season-opening contests.
- Due to lightning in the area, the start of the second half was delayed by 2 hours and 19 minutes.
- QB **Drew Allar** threw three touchdown passes in the second quarter, becoming the first Penn State quarterback to throw three touchdown passes in a quarter since Trace McSorley against Michigan State in 2016 (third quarter — Chris Godwin 34 yards, Mike Gesicki 45 yards, Godwin 59 yards).
- Penn State forced three turnovers, including two fumbles and an interception.
- S **Kevin Winston Jr.** tied a career high with 12 tackles (7 solo), earning his third career double-digit tackle game.
- Winston claimed Big Ten Defensive Player of the Week honors.
- In the fourth quarter, DE **Dani Dennis-Sutton** recovered a fumble and CB **Elliot Washington II** picked off a pass.

STREAKING

- Penn State has not allowed a special teams touchdown in 74-straight games, dating back to the start of the 2019 season.
- Penn State has won 20 consecutive games against teams that are not members of a Power Four conference.
- Penn State has won 22 consecutive games over non-conference opponents during the regular season, dating back to a win over Temple in 2016.
- Penn State has won 27-straight non-conference home games, dating back to a win over Kent State in 2013.

DAWKINS ON GOOD WORKS TEAM

- Redshirt senior OL **Nick Dawkins** was named to the Allstate AFCA Good Works Team on Sept. 17 and by winning the Wuerffel Trophy earned the honor of "captain" of the Allstate AFCA Good Works Team.
- Dawkins is one of 22 student-athletes on the Allstate AFCA Good Works Team, which recognizes exemplary community service.
- He was one of 11 FBS players selected to the Good Works Team, to qualify as a semifinalist for the Allstate Wuerffel Trophy and was named a finalist on Nov. 26.

LIONS UNDER THE LIGHTS

- With the Nittany Lions battling Illinois and Wisconsin on NBC Saturday night and Washington on Peacock, the 2024 season marks the 24th-straight with at least one regular-season night game on the schedule.
- Penn State is 65-33 at night all-time. The figure breaks down to 23-11 at home, 30-14 on the road and 12-7 in neutral site games. Penn State is 1-1 at regular season neutral sites, 11-6 in bowl games and 1-0 in conference championship games.
- In 2019, Penn State played its most regular season night games in program history with four primetime tilts.
- On Oct. 12, 2013, the Lions claimed the then-longest game in Big Ten history when they edged Michigan under the lights, 43-40, in four overtimes in front of a sellout Beaver Stadium crowd of 107,844 on Homecoming.

NATIONAL NITS

Below is a list of Penn State players that rank among the top-100 individuals and top-50 teams in the most recent season statistical rankings.

Rankings listed NCAA/Big Ten; Statistics are from December 15, 2024

- **QB Drew Allar**
 - Yards Per Pass Attempt - 8.93 (9/3)
 - Passing Efficiency - 161.2 (9/4)
 - Completion Percentage - 69.1 (9/5)
 - Passing Yards - 2,894 (25/2)
 - Yards Per Completion - 12.92 (32/2)
 - Points Responsible For - 162 (33/4)
 - Passing Touchdowns - 21 (34/4)
 - Passing Yards Per Game - 222.6 (50/8)
 - Points Responsible For Per Game - 12.5 (54/6)
 - Total Offense Per Game - 244.1 (55/7)
 - Completions Per Game - 17.23 (61/10)
- **RB Kaytron Allen**
 - Rushing Yards - 822 (70/10)
 - Rushing Yards Per Game - 63.2 (96/12)
- **K Ryan Barker**
 - Field Goal Percentage - 80.0 (45/7)
 - Field Goals Per Game - 1.09 (63/9)
 - Points Per Game - 6.5 (97/13)
- **DE Abdul Carter**
 - Tackles For Loss Per Game - 1.5 (5/1)
 - Sacks Per Game - 0.77 (16/4)
- **S Jaylen Reed**
 - Total Interceptions - 3 (47/6)
- **RB Nicholas Singleton**
 - Yards Per Carry - 6.40 (14/2)
 - All-Purpose Yards Per Game - 121.5 (18/3)
 - Total Touchdowns - 12 (42/4)
 - Rushing Yards - 838 (63/9)
 - Rushing Yards Per Game - 69.8 (70/9)
 - Combined Kick Return Yards - 285 (84/9)
 - Rushing Touchdowns - 7 (97/14)
- **WR Harrison Wallace III**
 - Yards Per Reception - 16.36 (60/6)
- **TE Tyler Warren**
 - Receptions Per Game - 6.8 (13/3)
 - Receiving Yards - 1,062 (14/2)
 - Receiving Yards Per Game - 81.7 (23/3)
 - Receiving Touchdowns - 6 (64/9)
 - All-Purpose Yards Per Game - 96.38 (69/10)
 - Total Touchdowns - 10 (68/11)
- **TEAM**
 - First Downs Offense - 308 (5/1)
 - Fourth Down Conversions - 76.2 (5/2)
 - Tackles For Loss Allowed - 3.62 (6/2)
 - Total Defense - 282.1 (6/3)
 - Completion Percentage - 69.5 (6/4)
 - Scoring Defense - 16.4 (8/3)
 - Passing Efficiency - 163.53 (9/4)
 - Rushing Defense - 103.6 (9/5)
 - Sacks Allowed - 0.92 (10/1)
 - Total Offense - 448.6 (15/2)
 - Third Down Conversions - 47.8 (15/3)
 - Fumbles Lost - 4 (16/3)
 - Passing Defense - 178.5 (16/7)
 - Rushing Offense - 202.2 (19/1)
 - Tackles For Loss Per Game - 7.0 (19/2)
 - First Downs Allowed - 214 (24/7)
 - Turnovers Lost - 12 (24/7)
 - Scoring Offense - 33.6 (25/4)
 - Passing Efficiency Defense - 118.65 (28/6)
 - Defensive Touchdowns - 2 (29/4)
 - Third Down Conversions Defense - 34.5 (32/6)
 - Kick Return Average - 22.1 (33/7)
 - Interceptions - 12 (34/4)
 - Sacks Per Game - 2.54 (34/5)
 - Punt Return Defense - 5.29 (36/2)
 - Red Zone Defense - 80.0 (39/5)
 - Red Zone Offense - 87.9 (39/7)
 - Yards Per Completion - 12.66 (40/3)
 - Passing Offense - 246.5 (41/7)
 - Kick Return Defense - 18.5 (42/5)
 - Turnover Margin - Plus-5 (43/6)
 - Interceptions Thrown - 8 (43/8)
 - Time of Possession - 30:40 (49/8)

TEAM NOTES

PENN STATE WHITE OUT

- A tradition stretching back to a student section White Out in 2004, Penn State White Outs have created an unrivaled atmosphere inside Beaver Stadium.
- Saturday marked the 16th time the Nittany Lions hosted a full-stadium Penn State White Out.
- Penn State holds an 10-6 record when the full stadium wears white.
- Five of Penn State's Top 10 most-attended games have been White Outs, including 110,223 fans against Washington in 2018, which ranks ninth all-time.
- Penn State's first full-stadium White Out was against Notre Dame in 2007.

Date	Opponent	Result	Attend.
Oct. 9, 2004*	#9 Purdue	L, 13-20	108,183
Oct. 8, 2005*	#6 Ohio State	W, 17-10	109,839
Oct. 14, 2006*	#4 Michigan	L, 10-17	110,007
Sept. 8, 2007	Notre Dame	W, 31-10	110,078
Sept. 27, 2008	#22 Illinois	W, 38-24	109,626
Sept. 26, 2009	Iowa	L, 10-21	109,316
Oct. 30, 2010*	Michigan	W, 41-31	108,539
Sept. 10, 2011	#3 Alabama	L, 11-27	107,846
Oct. 27, 2012	#9 Ohio State	L, 23-35	107,818
Oct. 12, 2013	#18 Michigan	W, 43-40 (4OT)	107,884
Oct. 25, 2014	#13 Ohio State	L, 24-31 (2OT)	107,895
Nov. 21, 2015	#13 Michigan	L, 16-28	107,418
Oct. 22, 2016	#2 Ohio State	W, 24-21	107,280
Oct. 21, 2017	#19 Michigan	W, 42-13	110,823
Sept. 29, 2018	#4 Ohio State	L, 26-27	110,889
Oct. 19, 2019	#16 Michigan	W, 28-21	110,669
Sept. 18, 2021	#22 Auburn	W, 28-20	109,958
Oct. 22, 2022	Minnesota	W, 45-17	109,813
Sept. 23, 2023	#24 Iowa	W, 31-0	110,830
Nov. 9, 2024	Washington	W, 35-6	110,233

* Student section only

ON TV

- Penn State has had 372 of its last 374 games televised, including 266 consecutive games.
- Over the last 15 seasons, every Penn State game has aired on ABC, BTN, CBS, NBC, Peacock or an ESPN or FOX channel.
- Penn State has made 352 regular season TV appearances since 1995.
- The Penn State-Ohio State game on FOX had 9.94 million viewers, the highest-watched Big Ten game this season and the fourth-largest in college football this year.
- The Nittany Lions' first eight games this season totaled 27.79 million viewers for an average of 3.47 million per game.

FAMILY AFFAIR

- Penn Staters know that it is very common for generations of families to all attend Penn State. For a fortunate few, immediate family members are also able to follow in a brother, father or grandfather's footsteps on the Penn State football team.
- Three sons of Penn State lettermen are on the 2024 team.

Father (Letters)	Son (Class)
Brian Chizmar (1986-89)	Ben Chizmar (R-Jr.)
Ed Pryts (1978-82)	Jackson Pryts (R-So.)
Todd Rucci (1990-92)	Nolan Rucci (R-Jr.)
- Five pairs of brothers are currently represented.

Older (Years/Class)	Younger (Class)
Max Chizmar (2017-21)	Ben Chizmar (R-Jr.)
Sean Clifford (2018-22)	Liam Clifford (R-Jr.)
Khalil Dinkins (2020-pres.; R-Jr.)	Kolin Dinkins (R-So.)
Kalen King (2021-23) (Twins)	Kobe King (R-Jr.)
Michal Menet (2017-21)	Joey Schlaffer (R-Fr.)

OVERTIME OVER TIME

- College football introduced overtime during the bowl season in 1995 and adopted it for regular season games in 1996. Since then, Penn State has played 16 overtime games, including six over the 2012-14 seasons.
- Ten of the 16 overtime tilts have come at home, four in true road games, one in the 2006 Orange Bowl and one in the 2014 Pinstripe Bowl.
- Penn State is 9-7 all-time in overtime games, with a 5-5 record at Beaver Stadium, 2-2 mark in true road games and 2-0 in contests at a neutral site.
- Penn State's first two overtime contests came vs. Iowa in 2000 and 2002 at home. The Nittany Lions dropped their first three contests that went to the extra period, but won five straight overtime contests before falling to Nebraska on Nov. 23, 2013.
- Penn State's all-time overtime games:

Date	Opponent	Score
11/4/00	IOWA (2OT)	L, 23-26
9/28/02	IOWA	L, 35-42
10/12/02	at Michigan	L, 24-27
1/3/06	vs. Florida State (3OT) ¹	W, 26-23
10/7/06	at Minnesota	W, 28-27
11/24/12	WISCONSIN	W, 24-21
10/12/13	MICHIGAN (4OT)	W, 43-40
11/2/13	ILLINOIS	W, 24-17
11/23/13	NEBRASKA	L, 20-23
10/25/14	OHIO STATE (2OT)	L, 24-31
12/27/14	vs. Boston College ²	W, 31-30
10/2/16	MINNESOTA	W, 29-26
9/1/18	APPALACHIAN STATE	W, 45-38
10/24/20	at Indiana	L, 35-36
10/23/21	Illinois (9OT)	L, 18-20
10/12/24	at USC	W, 33-30

1 - Orange Bowl, 2 - Pinstripe Bowl

FUTURE BIG TEN SCHEDULES

- On October 4, 2023, the Big Ten released Penn State's home and away opponents for the 2024-28 seasons.
- 2025: home:** Indiana, Nebraska, Northwestern, Oregon; **away:** Iowa, Michigan State, Ohio State, Rutgers, UCLA.
- 2026: home:** Minnesota, Purdue, Rutgers, USC, Wisconsin; **away:** Maryland, Michigan, Northwestern, Washington.
- 2027: home:** Maryland, Michigan, Michigan State, Washington; **away:** Illinois, Indiana, Oregon, Purdue, Wisconsin.
- 2028: home:** Indiana, Iowa, Ohio State, Oregon, UCLA; **away:** Michigan State, Nebraska, Rutgers, USC

POSLSZNY TABBED COLLEGE FOOTBALL HALL OF FAME

- Penn State national award winner and two-time first-team All-America linebacker **Paul Posluszny** has been elected to the College Football Hall of Fame as part of the 2024 class.
- Posluszny will be inducted to the Hall of Fame December 10, 2024 at the 66th National Football Foundation (NFF) Annual Awards Dinner in Las Vegas.
- Posluszny is the 27th member (21 players, 6 coaches) of the Penn State football family to be elected to the College Hall of Fame. Linebacker LaVar Arrington was the most recent player inductee in 2022.
- He was recognized with an on-campus ceremony during the UCLA game.
- Posluszny, an outside linebacker for the Nittany Lions, was a first-team All-American in 2005 and 2006.
- A native of Aliquippa, Pennsylvania, he was selected a first-team honoree by the Associated Press, Football Writers Association of America, Sporting News and Walter Camp Football Foundation in 2005 and the Associated Press and Walter Camp Football Foundation in 2006.
- Posluszny became just the second two-time winner of the Chuck Bednarik Award, presented to the nation's top defensive player, in 2006.
- In 2005, he also won the Butkus Award, presented to the nation's top linebacker and was a finalist for the 2006 honor.

SEASON HONORS

DREW ALLAR, QUARTERBACK

All-Big Ten Honorable Mention
Davey O'Brien Award Semifinalist (11/12)
Johnny Unitas Golden Arm Award Top 10
Davey O'Brien Award Great 8 (9/3)
Maxwell Award Watch List
Reese's Senior Bowl Watch List

KAYTRON ALLEN, RUNNING BACK

All-Big Ten Honorable Mention (Media)
Doak Walker Award Watch List
Reese's Senior Bowl Watch List

TOM ALLEN, DEFENSIVE COORDINATOR/LB

Broyles Award Nominee

RYAN BARKER, KICKER

Academic All-Big Ten
All-Big Ten Honorable Mention
Big Ten Freshman of the Week (10/14)

ALEX BIRCHMEIER, OFFENSIVE LINE

Academic All-Big Ten

HENRY BOEHME, OFFENSIVE LINE

Academic All-Big Ten

ABDUL CARTER, DEFENSIVE END

AFCA All-America First Team
Associated Press All-America First Team
FWAA All-America First Team
The Sporting News All-America First Team
Walter Camp All-America First Team
The Athletic All-America First Team
Associated Press Big Ten Defensive Player of the Year
Associated Press All-Big Ten First Team
Nagurski-Woodson Big Ten Defensive Player of the Year
Smith-Brown Big Ten Defensive Lineman of the Year
All-Big Ten First Team
Ted Hendricks Award Finalist (12/16)
Bednarik Award Finalist (11/26)
Bronko Nagurski Trophy Finalist (11/22)
Lombardi Award Finalist (11/20)
Walter Camp Player of the Year Semifinalist (11/13)
Bednarik Award Semifinalist (11/12)
Bednarik Award Player of the Week (11/12)
Walter Camp Defensive Player of the Week (11/12)
Lott IMPACT Trophy Semifinalist (11/11)
Lombardi Award Semifinalist (11/8)
Bednarik Award Player of the Week (10/1)
Bronko Nagurski Player of the Week (10/1)
Big Ten Defensive Player of the Week (9/30)
Senior Bowl Co-Defensive Player of the Week (9/30)
Butkus Award Watch List
Reese's Senior Bowl Watch List
Preseason Walter Camp All-America
Preseason Action Network All-America (First Team)
Preseason Associated Press All-America (Second Team)
Preseason CBS All-America (Second Team)
Preseason ESPN All-America (Second Team)
Preseason The Athletic All-America (Second Team)

BEN CHIZMAR, LINEBACKER

Academic All-Big Ten

LIAM CLIFFORD, WIDE RECEIVER

Academic All-Big Ten

COOPER COUSINS, OFFENSIVE LINE

Shaun Alexander Freshman of the Year Award Watch List
Preseason 247Sports True Freshman All-America
Preseason ESPN True Freshman All-America
Preseason On3 True Freshman All-America

AMIEL DAVIS, RUNNING BACK

Academic All-Big Ten

NICK DAWKINS, OFFENSIVE LINE

Wuerffel Trophy Winner (12/12)
Academic All-Big Ten
All-Big Ten Honorable Mention (Media)
Wuerffel Trophy Finalist (11/26)
Allstate AFCA Good Works Team
Wuerffel Trophy Semifinalist

DOMINIC DELUCA, LINEBACKER

Burlsworth Trophy Nominee

DANI DENNIS-SUTTON, DEFENSIVE END

Academic All-Big Ten
All-Big Ten Honorable Mention (Media)
Lott IMPACT Trophy Watch List
Reese's Senior Bowl Watch List

MATT DETISCH, OFFENSIVE LINE

Academic All-Big Ten

ANTHONY DONKOH, OFFENSIVE LINE

All-Big Ten Honorable Mention
Shaun Alexander Freshman of the Year Award Semifinalist

ZANE DURANT, DEFENSIVE TACKLE

All-Big Ten Honorable Mention

TYLER DUZANSKY, LONG SNAPPER

Academic All-Big Ten
All-Big Ten Third Team (Media), Honorable Mention (Coaches)
Patrick Mannelly Award Watch List

TEAM NOTES

POSŁUSZNY TABBED COLLEGE FOOTBALL HALL OF FAMER

- Penn State national award winner and two-time first-team All-America linebacker **Paul Posłuszny** has been elected to the College Football Hall of Fame as part of the 2024 class.
- Posłuszny will be inducted to the Hall of Fame December 10, 2024 at the 66th National Football Foundation (NFF) Annual Awards Dinner in Las Vegas.
- Posłuszny is the 27th member (21 players, 6 coaches) of the Penn State football family to be elected to the College Hall of Fame. Linebacker LaVar Arrington was the most recent player inductee in 2022.
- He was recognized with an on-campus ceremony during the UCLA game.
- Posłuszny, an outside linebacker for the Nittany Lions, was a first-team All-American in 2005 and 2006.
- A native of Aliquippa, Pennsylvania, he was selected a first-team honoree by the Associated Press, Football Writers Association of America, Sporting News and Walter Camp Football Foundation in 2005 and the Associated Press and Walter Camp Football Foundation in 2006.
- Posłuszny became just the second two-time winner of the Chuck Bednarik Award, presented to the nation's top defensive player, in 2006.
- In 2005, he also won the Butkus Award, presented to the nation's top linebacker and was a finalist for the 2006 honor.

CARTER, DOZIER ON HALL OF FAME BALLOT

- Penn State lettermen **Ki-Jana Carter** and **D.J. Dozier** have been selected as a part of the national ballot for the National Football Foundation's College Hall of Fame's Class of 2025.
- A native of Westerville, Ohio, Carter was selected a first-team All-American during the 1994 campaign.
- He staked a claim to being one of the most decorated Penn State running backs of all time with a junior season in which he was fourth nationally in rushing (139.9), second in scoring (10.8 ppg) and fifth in all-purpose yardage (158.4). Carter led the Big Ten Conference in all three categories.
- Carter's 7.8 yards per carry easily was the best among the nation's Top 25 rushers.
- A tailback, Dozier matriculated to Happy Valley from Virginia Beach, Va. and earned first team All-America honors from the Walter Camp Football Foundation in 1986.
- Dozier is the only Nittany Lion to lead the team in rushing four consecutive seasons, doing so from 1983-86, and ranks No. 5 on the school career rushing yardage list with 3,227 yards, scoring 25 touchdowns and averaging 5.2 yards per attempt.
- Dozier gained 1,002 yards as a freshman and tallied 811 yards and scored 10 touchdowns as a senior and one of the instrumental players on the Nittany Lions' 12-0 squad.

JONES, HAM TEAM UP FOR 25TH SEASON

- In 2024, Steve Jones and Jack Ham are set to team up for their 25th season as the play-by-play voice and color analyst, respectively, on the Penn State Sports Network.
- The pair began working on Penn State football radio broadcasts in 2000.
- The 2023 Peach Bowl against Ole Miss was the duo's 300th broadcast.
- Jones is a 1980 Penn State graduate and also serves as the play-by-play voice of Penn State Men's Basketball.
- Jones began his time with the Penn State Radio Network in 1983 and worked on Penn State football pregame, halftime and postgame shows before taking over as play-by-play announcer in 2000.
- Ham, an All-American in 1970, became the 10th Nittany Lion to be enshrined in the National Football Foundation College Football Hall of Fame in 1990.
- Ham was the first Penn State product in both the College Football and Pro Football Halls of Fame after a nine-time All-Pro career as a linebacker for the Pittsburgh Steelers.

TRUSTEES APPROVE BEAVER STADIUM RENOVATION PLANS

- The Penn State Board of Trustees on May 21 approved in investing in the renovation of Beaver Stadium, which will grow revenue-generating opportunities, transform the fan and community experience, and fuel the future funding for all 31 athletics programs at Penn State.
- The approved renovations will enable year-round use of Beaver Stadium, further driving economic growth and development in the surrounding region.
- Since January 2024, when the initial expenditure for the Beaver Stadium renovation was approved, steps have been underway at the stadium and will continue leading up to the 2024 college football season.
- Initial construction has prioritized safety and accessibility through the widening of select concourses and the installation of new escalators, as well as field lighting performance and videoboard replacements.
- Winterization work also is ongoing, which entails the insulation of pipes and other upgrades to allow the building to be occupied when temperatures are below freezing, giving Penn State the ability to host a College Football Playoff game beginning in 2024 and other potential events beyond Penn State football games in the winter months.
- After the 2024 season, the project plans encompass three distinct phases over the course of the next three football offseasons and will offer a new mix of seating options and improved amenities, such as restrooms and concessions.
- A new welcome center is planned for the community that will include a 21,000-square-foot facility for events and many other uses, serve as a connection point for all in the community, and augment enrollment efforts for prospective students and future student-athletes.
- The campus visit experience continues to be one of the most important drivers for prospective students, and the new center enables customization by leveraging technology to create visits that are personalized, immersive and showcase Penn State's areas of distinction.

SEASON HONORS

TYLER ELSDON, LINEBACKER

Academic All-Big Ten

OMARI EVANS, WIDE RECEIVER

Earl Campbell Tyler Rose Award Watch List

JULIAN FLEMING, WIDE RECEIVER

Reese's Senior Bowl Watch List

JAMES FRANKLIN, HEAD COACH

Bear Bryant Award Watch List

Dodd Trophy Watch List

FINN FURMANEK, TIGHT END

Academic All-Big Ten

MITCHELL GROH, PUNTER

Academic All-Big Ten

A.J. HARRIS, CORNERBACK

All-Big Ten Third Team

TYLER HOLZWORTH, RUNNING BACK

Academic All-Big Ten

OLAIVAVEGA IOANE, OFFENSIVE LINE

Academic All-Big Ten

Associated Press All-Big Ten Second Team

All-Big Ten Second Team

Polynesian Player of the Year Award Watch List

DVON J-THOMAS, DEFENSIVE TACKLE

All-Big Ten Honorable Mention (Media)

Polynesian Player of the Year Award Watch List

KARSON KIESEWETTER, SAFETY

Academic All-Big Ten

JALEN KIMBER, CORNERBACK

All-Big Ten Honorable Mention (Media)

KOBE KING, LINEBACKER

Associated Press All-Big Ten Second Team

All-Big Ten Second Team

Butkus Award Watch List

Reese's Senior Bowl Watch List

JACK LAMBERT, QUARTERBACK

Academic All-Big Ten

BOBBY MEARS, DEFENSIVE END

Academic All-Big Ten

CHASE MEYER, KICKER

Academic All-Big Ten

Lou Groza Award Watch List

CAM MILLER, CORNERBACK

Academic All-Big Ten

JB NELSON, OFFENSIVE LINE

Reese's Senior Bowl Watch List

GABRIEL NWOSU, PUNTER

Academic All-Big Ten

WILL PATTON, LONG SNAPPER

Academic All-Big Ten

ADDISON PENN, OFFENSIVE LINE

Academic All-Big Ten

JAYLEN REED, SAFETY

Associated Press All-Big Ten Second Team

All-Big Ten Second Team

Associated Press Midseason All-America (2nd team)

Reese's Senior Bowl Midseason All-American

Reese's Senior Bowl Watch List

TONY ROJAS, LINEBACKER

All-Big Ten Honorable Mention (Coaches)

NOLAN RUCCI, OFFENSIVE LINE

Academic All-Big Ten

Reese's Senior Bowl Watch List

DOMINIC RULLI, OFFENSIVE LINE

Academic All-Big Ten

KADEN SAUNDERS, WIDE RECEIVER

Academic All-Big Ten

DREW SHELTON, OFFENSIVE LINE

Academic All-Big Ten

SAM SIAFA, DEFENSIVE TACKLE

Academic All-Big Ten

NICHOLAS SINGLETON, RUNNING BACK

Academic All-Big Ten

All-Big Ten Honorable Mention (Running Back, Return Specialist)

Reese's Senior Bowl Midseason All-American

Paul Hornung Award Honor Roll (9/4)

Doak Walker Award Watch List

Maxwell Award Watch List

Paul Hornung Award Watch List

Walter Camp Player of the Year Award Watch List

Reese's Senior Bowl Watch List

BEST TE IN COLLEGE FOOTBALL



TYLER WARREN'S PENN STATE RECORDS/STATS		WARREN'S RANKINGS AMONG POWER 4 TIGHT ENDS	
CAREER RECEPTIONS	CAREER RECEIVING YARDS	SEASON RECEPTIONS	SEASON RECEIVING YARDS
137	1,668	1ST	1ST
Warren owns 137 career receptions, first all-time among PSU tight ends. He ranks 11th all-time among all PSU players and ninth all-time among Big Ten tight ends.	Warren has 1,668 career receiving yards, first all-time among PSU tight ends, 19th among all PSU players and seventh all-time among Big Ten tight ends.	Warren ranks third among FBS tight ends, first among Power Four tight ends and first among Big Ten tight ends with 88 receptions this season. The 88 receptions are the most in a season by a PSU tight end and a Big Ten tight end.	Warren sits second among FBS tight ends, first among Power Four tight ends and first among Big Ten tight ends with 1,062 receiving yards this year. The 1,062 receiving yards are most in a season by a PSU tight end and a Big Ten tight end.
CAREER RECEIVING TOUCHDOWNS	CAREER 100-YARD RECEIVING GAMES	SEASON RECEIVING YARDS PER GAME	SEASON RECEIVING TOUCHDOWNS
17	5	1ST	1ST
Warren owns 17 career touchdown catches, tied for eighth all-time at Penn State and first among PSU tight ends.	Warren has five career 100-yard receiving games, most among Penn State tight ends.	Warren holds second among FBS tight ends, first among Power Four tight ends and leads Big Ten tight ends averaging 81.7 receiving yards per game.	Warren is tied-fourth among FBS tight ends, tied-first among Power Four tight ends and ranks first among Big Ten tight ends with six receiving touchdowns this year.
CAREER 20+ YARD RECEPTIONS	CAREER YARDS PER RECEPTION	SEASON YARDS PER RECEPTION	SEASON 100-YARD RECEIVING GAMES
23	12.2	1ST	2ND
Warren has 23 career receptions of 20 or more yards as a Nittany Lion, including 16 this season.	Warren is averaging 12.2 yards per reception (1,668 yards on 137 catches) in his PSU career.	Warren holds second among FBS tight ends, first among Power Four tight ends and leads Big Ten tight ends averaging 12.1 yards per reception (min. 70 catches).	Warren is third among FBS tight ends and second among Power Four tight ends with four 100-yard receiving games this season and is the only Big Ten tight end with multiple 100-yard receiving games this year.
CAREER TOTAL TOUCHDOWNS	STATS AGAINST USC	SEASON TOTAL TOUCHDOWNS	SEASON RUSHING TOUCHDOWNS
23	17-224-1	1ST	1ST
Warren has tallied 23 career total touchdowns (17 receiving; 6 rushing), most all-time among PSU tight ends.	Warren tied an FBS tight end record with 17 receptions against USC, while setting Penn State and Big Ten records with 224 receiving yards. He had five catches of 20+ yards, including a 32-yard touchdown.	Warren is tied for first among FBS tight ends and sits first among Power Four tight ends with 10 total touchdowns this season.	Warren ranks first among FBS tight ends with four rushing touchdowns this season. Since 1956, his four rushing touchdowns are most in a season by a Big Ten tight end.

SEASON HONORS

BLAISE SOKACH-MINNICK, LONG SNAPPER
Academic All-Big Ten

JAKE SPENCER, WIDE RECEIVER
Academic All-Big Ten

RILEY THOMPSON, PUNTER
Academic All-Big Ten
Ray Guy Award Punter of the Week (9/10)
Ray Guy Award Watch List

HARRISON WALLACE III, WIDE RECEIVER
All-Big Ten Honorable Mention (Media)

TYLER WARREN, TIGHT END
Mackey Award Winner (12/12)
FWAA All-America First Team
The Sporting News All-America First Team
AFCA All-America Second Team
Associated Press All-America Second Team
Walter Camp All-America Second Team
The Athletic All-America First Team
Academic All-Big Ten
Associated Press All-Big Ten First Team
Kwalick-Clark Big Ten Tight End of the Year
All-Big Ten First Team
Mackey Award Finalist (11/26)
Big Ten Offensive Player of the Week (11/18)
Walter Camp Player of the Year Semifinalist (11/13)
Paul Hornung Award Finalist (11/8)
Mackey Award Semifinalist (11/5)
Associated Press Midseason All-America (1st team)
CBS Sports Midseason All-America (1st team)
Pro Football Focus Midseason All-America (1st team)
The Athletic Midseason All-America (1st team)
Maxwell Award National Player of the Week (10/15)
Mackey Award National Player of the Week (10/15)
Paul Hornung Award National Player of the Week (10/14)
Associated Press National Player of the Week (10/14)
Big Ten Co-Offensive Player of the Week (10/14)
Reese's Senior Bowl Midseason All-American
Campbell Trophy Award Semifinalist
John Mackey Award Tight End of the Week (9/10)
Biletnikoff Award Watch List
Reese's Senior Bowl Watch List

ZAKEE WHEATLEY, SAFETY
All-Big Ten Honorable Mention (Media)

KEVIN WINSTON JR., SAFETY
Bednarik Award National Player of the Week (9/3)
Big Ten Defensive Player of the Week (9/2)
Bednarik Award Watch List

SAL WORMLEY, OFFENSIVE LINE
All-Big Ten Third Team (Media), Honorable Mention (Coaches)
Outland Trophy Watch List
Preseason Action Network All-America (Second Team)
Reese's Senior Bowl Watch List

WELCOME TO THE GAME

Collegiate Debut (29):

- at West Virginia (8/31): OL Alex Birchmeier, OL Cooper Cousins, WR Tyler Johnson, S DeJuan Lane, DE Jordan Mayer, TE Luke Reynolds, TE Joey Schliaffer, RB Cam Wallace
- Kent State (9/21): K Ryan Barker, CB Antoine Belgrave-Shorter, OL Eagan Boyer, LB Ben Chizmar, RB Amiel Davis, WR Tyseer Denmark, DT Xavier Gilliam, DE Max Granville, DE Jaylen Harvey, RB Quinton Martin Jr., CB Jon Mitchell, DT Joseph Mupoy, LB Jackson Pryts, LB Anthony Specas, S Vaboue Toure, CB Kenny Woseley Jr., LB Winston Yates
- Washington (11/9): WR Ethan Black, RB Corey Smith
- at Purdue (11/16): TE Finn Furmanek
- Maryland (11/30): DT De'Andre Cook

Penn State Debut (35):

- at West Virginia (8/31): Birchmeier, Cousins, WR Julian Fleming, DT Alonzo Ford Jr., CB A.J. Harris, Johnson, CB Jalen Kimber, Lane, Mayer, Reynolds, OL Nolan Rucci, Schliaffer, WR Jake Spencer, Wallace
- Kent State (9/21): Barker, Belgrave-Shorter, Boyer, Chizmar, Davis, Denmark, Gilliam, Granville, Harvey, Martin Jr., Mitchell, Mupoy, Pryts, Specas, Toure, Woseley Jr., Yates
- Washington (11/9): Black, Smith
- at Purdue (11/16): Furmanek
- Maryland (11/30): Cook

True Freshmen (16):

- at West Virginia (8/31): Cousins, Lane, Reynolds
- Kent State (9/21): Belgrave-Shorter, Boyer, Denmark, Gilliam, Granville, Harvey, Martin Jr., Mitchell, Specas, Toure, Woseley Jr.
- Washington (11/9): Smith
- Maryland (11/30): Cook

First Collegiate Start (15):

- at West Virginia (8/31): OL Nick Dawkins, OL Anthony Donkoh, CB A.J. Harris, TE Andrew Rappleyea, LB Tony Rojas, S Zakee Wheatley
- Bowling Green (9/7): WR Omari Evans, TE Luke Reynolds
- Kent State (9/21): WR Julian Fleming, CB Elliot Washington II
- Illinois (9/21): LB DaKaari Nelson
- UCLA (10/5): LB Dominic DeLuca, TE Khalil Dinkins
- Ohio State (11/2): OL Nolan Rucci, DE Amin Vanover
- at Purdue (11/16): CB Zion Tracy

First Start at Penn State (17):

- at West Virginia (8/31): Dawkins, Donkoh, Harris, CB Jalen Kimber, Rappleyea, Rojas, Wheatley
- Bowling Green (9/7): Evans, Reynolds
- Kent State (9/21): Fleming, Washington
- Illinois (9/21): Nelson
- UCLA (10/5): DeLuca, Dinkins
- Ohio State (11/2): Rucci, Vanover
- at Purdue (11/16): Tracy

OFFENSIVE NOTES

- Since the start of the 2016 season, Penn State's offense is third in the Big Ten in red zone touchdown percentage (67.21; 11th nationally) and scoring offense (34.29; 12th), fourth in total offense (424.08; 26th) and sixth in points per possession (2.23; 15th), touchdown percentage (32.60; 15th), scoring percentage (41.85; 15th), yards per pass attempt (7.86; 27th) and yards per play (6.08; 29th).
- Penn State's offense has been explosive since the 2016 campaign, as it leads the Big Ten in 80-plus yard play percentage (0.16; 3rd nationally) and 70-plus (0.34; 7th) and holds fourth in 20-plus (7.44; 26th), 40-plus (1.84; 26th), 50-plus (0.91; 41st) and 60-plus (0.48; 46th) and sixth in 30-plus (3.33; 40th).
- The Nittany Lions have tallied at least 55 offensive plays of 20 or more yards in eight of the last 10 seasons (65 in 2024; 67 in 2022; 57 in 2021; 63 in 2019; 73 in 2018; 85 in 2017; 91 in 2016; 67 in 2015).
- Penn State is fifth in the Big Ten and 17th nationally in 15+ yard pass play percentage since 2016 (19.39 percent).
- TE **Tyler Warren** won the Mackey Award and was named Kwalick-Clark Big Ten Tight End of the Year, while finishing seventh in Heisman Trophy voting. He was named a second-team All-American by the AFCA, AP and Walter Camp.
- Warren was selected All-Big Ten first team, while OL **Olaivavega Ioane** was tabbed second team and OL **Sal Wormley** was voted third team by the media.
- QB **Drew Allar**, RB **Kaytron Allen**, OL **Nick Dawkins**, OL **Anthony Donkoh**, OL **Drew Shelton**, RB **Nicholas Singleton** and WR **Harrison Wallace III** were all named All-Big Ten honorable mention.
- Penn State has surpassed 200 yards rushing 51 times in the **James Franklin** era. PSU is 45-6 in those games.
- Since 2014, Penn State has recorded 200 passing yards on 92 occasions. Penn State is 70-22 in those games.
- Since 2014, Penn State has tallied 400 total yards on 78 occasions. Penn State is 64-14 in those games.
- Since 2014, Penn State is 51-1 when leading by 10+ points at halftime.
- Since the start of the 2022 season, Penn State is first in the nation in turnover margin, averaging a +0.85 margin (1.72 gained per game; 0.87 lost per game).
- In 2024, PSU has 65 plays of 20+ yards (47 passes, 18 rushes).
- Penn State has four players with 100-yard receiving games this season (Wallace 117 vs. West Virginia; Warren, 146 vs. Bowling Green/224 vs. USC/127 at Purdue/102 at Minnesota; **Omari Evans**, 116 vs. Kent State; **Liam Clifford**, 107 vs. UCLA), marking the first season with at least four players with 100-yard receiving games since 2017 (Saquon Barkley, DaeSean Hamilton, Juwan Johnson, DeAndre Thompkins).
- Penn State's +652 yard differential in the Kent State game (718 gained, 66 allowed) is a school record and, according to ESPN Stats & Info, is the highest in any game in the last decade and the highest against an FBS opponent in the last 20 seasons.
- Penn State had school records with 718 total yards and 40 first downs vs. Kent State, while its 409 passing yards are the fifth-highest total in school history. PSU had eight different players score a touchdown in a game for the first time since eight scored against Georgia State in 2017.
- Warren set a Penn State and Big Ten tight end record with 224 receiving yards (on 17 catches) at USC.
- Warren's 17 receptions are a Penn State record, tied an FBS tight end record, set by New Mexico's Emilio Vallez in 1967 and matched by Harvey in 1982, and tied Harvey for fourth-most in a game by a Big Ten player.
- The Nittany Lions gained 486 total yards against Washington, including 266 yards and four touchdowns on the ground.
- Between four scoring drives against Washington and two against Purdue, the Nittany Lions scored on six-straight first half drives before a punt in the second quarter at Purdue.
- The Nittany Lions tallied 539 total yards at Purdue.
- Against Maryland, PSU had four plays of 20+ yards and scored six touchdowns in the red zone.
- Penn State had eight plays of 20+ yards against Oregon, while gaining 518 total yards.
- The Nittany Lions rushed for 292 yards, averaging 8.3 yards per carry, after Oregon entered the game allowing 112.3 rushing yards per game.
- In 2024, Penn State ranks fifth in the nation in fourth down conversion percentage (76.2; 2nd in B1G) and first downs gained (308; 1st), sixth in completion percentage (69.5; 4th) and tackles for loss allowed per game (3.62; 2nd), ninth in passing efficiency (163.53; 4th) and 10th in sacks allowed per game (0.92; 1st).
- One of the most explosive offenses in the country, PSU ranks fourth in percentage of 15+ yard pass plays (24.45) and third in big play percentage (17.41).
- Allar ranks ninth in the country in yards per pass attempt (8.93; 3rd in B1G), completion percentage (69.1; 5th) and pass efficiency (161.2; 3rd).
- Singleton is averaging 7.1 yards per carry on first down this season, good for third in the FBS (min. 85 first down carries).
- Among FBS tight ends in 2024, Warren is tied for first in total touchdowns (10; 1st in Power Four) and ranks second in receiving yards (1,062; 1st), receiving yards per game (81.7; 1st) and yards per reception (12.1; 1st, min. 70 catches), third in receptions (88; 1st) and 100-yard receiving games (4; 2nd) and tied for fourth in receiving touchdowns (6; T-1st).
- Andy Kotelnicki** is in his first season as Penn State's offensive coordinator.
- Over the last 10 seasons as an offensive coordinator, Kotelnicki's offenses lead the nation in lowest sack percentage (3.77) and lowest tackle for loss percentage (7.79).
- Kotelnicki's offenses are second in the nation in rushing touchdowns per game (2.19) and third in yards per rush (4.78), rushing yards per game (188.93), rushing yards per season (2,245.5) and rushing touchdowns per season (25.5) over that span.
- Over the last 10 seasons as an OC, Kotelnicki's offenses are second in yards per play (6.13), third down conversion percentage (42.56) and points per play (0.46) and third in touchdown percentage (30.49), red zone touchdown percentage (65.84) and 40+ yard play percentage (1.89).
- Penn State has scored 40 points 34 times since 2016.

Scoring Benchmarks Since 2016 (114 games)

Pts.	#	Last
50+	17	Sept. 21, 2024; Kent State (W, 56-0)
40+	34	Nov. 30, 2024; Maryland (W, 44-7)
30+	68	Dec. 7, 2024; vs. Oregon (L, 37-45)
20+	98	Dec. 7, 2024; vs. Oregon (L, 37-45)



Drew Allar & Kaytron Allen

DREW ALLAR




PENN STATE RECORDS/STATS			
CAREER PASSING YARDS	CAREER PASSING TDS	CAREER PASSING COMPLETIONS	CAREER PASSING ATTEMPTS
5,869	50	492	773
Allar has thrown for 5,869 passing yards in his Penn State career, tied for sixth all-time at PSU. He is tied with Tony Sacca (5,869; 1988-91).	Allar is third all-time at Penn State with 50 career passing touchdowns. He is 27 touchdowns behind Trace McSorley (77; 2015-18) for second.	Allar has completed 492 passes in his Nittany Lion career. He is sixth all-time at Penn State. He is 21 completions behind Matt McGloin (513; 2009-12) for fifth.	Allar has attempted 773 passes in his Penn State career, good for eighth in program history. He is 48 pass attempts behind Anthony Morelli (821; 2004-07) for seventh.
CAREER COMPLETION PCT.	CAREER YARDS PER PASS ATTEMPT	CAREER TOUCHDOWN PCT.	CAREER INTERCEPTION PCT.
63.6	7.6	6.47	1.16
Allar has completed 492-of-773 pass attempts in his career for a 63.6 completion percentage. He holds the all-time lead at Penn State.	Allar ranks ninth all-time at Penn State averaging 7.6 yards per attempt (5,869 yards on 773 attempts).	Allar holds a 6.47 touchdown percentage in his career (50 touchdowns on 773 attempts), ranking seventh in Penn State history.	Allar owns a 1.16 interception percentage in his career (9 interceptions on 773 attempts), ranking first all-time at Penn State.
CAREER PASSING EFFICIENCY	CAREER 200-YARD PASSING GAMES	CAREER 300-YARD PASSING GAMES	CAREER WIN PERCENTAGE
146.4	16	3	80.8
Allar has a 146.4 passing efficiency rating in his Nittany Lion career, ranking first all-time at Penn State.	Allar is tied for fifth all-time at Penn State with 16 career 200-yard passing games. He is tied with Kerry Collins (16; 1991-94) and Zack Mills (16; 2001-04) for fifth at PSU.	Allar has three career 300-yard passing games, one behind Kerry Collins (4; 1991-94) for fifth all-time at PSU.	Allar has a 21-5 record as Penn State's starting quarterback, good for an 80.8 win percentage, ranking ninth all-time at Penn State.
CAREER RUSHING YARDS	CAREER RUSHING TDS	CAREER TOTAL OFFENSE	CAREER TDS RESPONSIBLE FOR
537	11	6,406	61
Allar ranks 10th all-time among quarterbacks at Penn State with 537 career rushing yards. He sits 34 yards behind Beau Pribula (571; 2023-24) for ninth.	Allar has rushed for 11 career touchdowns. Among Penn State quarterbacks, he is tied for sixth all-time, with Zack Mills (11; 2001-04).	Allar has accumulated 6,406 total yards (5,869 passing, 537 rushing) in his Nittany Lion career. He ranks fifth all-time at Penn State. He is 1,390 yards behind Zack Mills (7,796; 2001-04) for fourth.	Allar is responsible for 61 touchdowns at Penn State (50 passing, 11 rushing), good for fourth all-time. He is four touchdowns behind Darryll Clark (65; 2006-09) for fourth.

QUARTERBACK NOTES

- Junior quarterback **Drew Allar** is a semifinalist for the Davey O'Brien Award semifinalist and was selected honorable mention All-Big Ten by the coaches and media in 2023 and 2024.
- In his career, the Ohio native has completed 69.1 percent of his passes (492-of-773) for 5,869 yards and 50 touchdowns (nine interceptions) and owns 537 rushing yards and 11 rushing touchdowns.
- He ranks first in school history in career interception percentage (1.16), completion percentage (63.6) and pass efficiency (146.4), third with career touchdown passes (50), fourth with 61 career touchdowns responsible for and fifth with 6,406 career total yards.
- He's also sixth with 492 completions and in rushing touchdowns by a QB (11), tied for sixth with 5,869 career passing yards, seventh in touchdown pass percentage (6.47), eighth with 773 career pass attempts, ninth in yards per pass attempt (7.6) and 10th in rushing yards by a QB (537).
- Since 1956, Allar is the only FBS quarterback with 700+ pass attempts, 50+ passing touchdowns and 9 or less interceptions in their career.
- Allar has 16 career games with multiple touchdown passes, nine games with three or more touchdown passes and two games with four touchdown passes.
- He has 16 career 200-yard passing games, tied for fifth all-time at PSU, and three 300-yard passing games.
- The Ohio native owns 10 career games with both a passing and rushing touchdown.
- Before an interception on his 29th pass attempt of the Indiana game in 2023, Allar tallied 311 passing attempts without an interception to start his career. Allar's 311 pass attempts without an interception to start his career is an FBS record, bettering Baylor's Robert Griffin III's 209 attempts in 2008.
- In 2024, Allar has completed 69.1 percent of his passes for 2,894 yards and 21 touchdowns, while rushing for six scores.
- Allar ranks first in a season at PSU with a 69.1 completion percentage, eighth with 2,894 passing yards and ninth with 21 passing touchdowns
- He has completed 44 passes of 20+ yards this season.
- Allar ranks 10th in the nation and fourth in the Big Ten with a 81.7 quarterback rating (QBR).
- He ranks ninth in the country in yards per pass attempt (8.93; 3rd in B1G), completion percentage (69.1; 5th) and pass efficiency (161.2; 3rd).
- Against West Virginia, Allar completed 11-of-17 passes for 216 yards and three touchdowns. All three of Allar's touchdown passes came in the second quarter. He tallied six completions over 15 yards on the day.
- Allar became the first Penn State quarterback to throw for three touchdowns in a quarter since Trace McSorley in 2016 against Michigan State (third quarter).

- In the first quarter at WVU, Allar went over the 3,000 career passing yards mark.
- Allar added six carries for 44 yards (7.3 ypc), including one run of 15 yards and two 10-yard runs. Allar was tabbed to the Davey O'Brien Award Great 8.
- Against Bowling Green, Allar threw for 204 yards on 13 completions.
- He scored on a 5-yard rush in the first quarter and connected with Evans (29 yards) and Nicholas Singleton (14 yards) on touchdown passes.
- Against Kent State, Allar threw for 309 yards, his second career 300-yard game, and three touchdowns, while rushing for a 5-yard score.
- It was his fourth career game with 200+ passing yards and 3+ passing touchdowns.
- Against Illinois, Allar completed 15-of-21 passes for 135 yards.
- Allar threw for 237 yards and a touchdown, while adding a 1-yard touchdown rush vs. UCLA.
- He became the 13th PSU quarterback to reach 4,000 career passing yards.
- At USC, Allar completed 30-of-43 passes for 391 yards and two touchdowns, while adding 32 rushing yards on four carries. He had six completions of 20+ yards, including a 32-yard touchdown pass to Warren.
- Allar's 391 passing yards were sixth-most in a game by a Penn State quarterback and PSU's most in a game since Sean Clifford's 401 against Villanova in 2021.
- At Wisconsin, Allar completed 14-of-18 passes for 148 yards and a touchdown, all in the first half. He threw a 6-yard touchdown pass to Nicholas Singleton.
- Allar became the 12th Nittany Lion to reach 5,000 career yards of total offense.
- Against Ohio State, completed 12 passes for 146 yards.
- Allar completed 20-of-28 passes for 220 yards and a touchdown against Washington, including four passes of 20+ yards.
- The junior completed 17-of-19 passes for 247 yards and three touchdowns at Purdue. On the day, he became the 11th Nittany Lion to reach 5,000 career passing yards.
- He completed 21-of-28 passes for 244 yards and a touchdown, while adding a rushing score, at Minnesota.
- Allar threw for 171 yards and a touchdown, while adding a rushing score, against Maryland.
- He completed 20 passes for 226 yards and three touchdowns, while adding a 7-yard touchdown run, against Oregon.
- Redshirt freshman **Jaxon Smolik** made his collegiate debut in the Delaware contest in 2023.

DREW ALLAR



ALLAR STATS

PASSING YARDS

2,894

Allar has thrown for 2,894 yards in 2024.

COMPLETION PERCENTAGE

69.1

Allar has a 69.1 completion percentage (224-of-324) this season, ranking ninth in the nation.

PASSING TOUCHDOWNS

21

Allar has thrown 21 passing touchdowns this season.

YARDS PER COMPLETION

12.92

Allar is averaging 12.92 yards per completion this season, ranking second in the Big Ten.

QUARTERBACK RATING

81.7

Allar ranks 10th in the nation with a 81.7 QB rating this season.



Drew Allar

NICHOLAS SINGLETON/KAYTRON ALLEN



SINGLETON'S PENN STATE RECORDS/STATS		ALLEN'S PENN STATE RECORDS/STATS	
CAREER RUSHING YARDS	CAREER RUSHING YARDS PER GAME	CAREER RUSHING YARDS	CAREER RUSHING YARDS PER GAME
2,651	69.8	2,591	66.4
Singleton has rushed for 2,651 career yards, ranking 12th in program history. He is 167 yards behind Matt Suhey (2,818; 1976-79) for 11th.		Allen is averaging 66.4 rushing yards per game in his Penn State career.	
CAREER RUSHING TOUCHDOWNS	CAREER 100-YARD RUSHING GAMES	CAREER RUSHING TOUCHDOWNS	CAREER 100-YARD RUSHING GAMES
27	8	22	7
Singleton owns 27 career rushing touchdowns, ranking 10th all-time at Penn State. He is two behind John Cappelletti (29; 1972-73), Richie Anderson (29; 1989-92) and Evan Royster (29; 2007-10) for seventh.		Allen has seven career 100-yard rushing games.	
CAREER ALL-PURPOSE YARDS	CAREER RECEIVING YARDS	CAREER ALL-PURPOSE YARDS	CAREER RECEIVING YARDS
4,326	728	3,016	388
Singleton has 4,326 career all-purpose yards, ranking seventh all-time at Penn State. He is 176 yards behind Evan Royster (4,502; 2007-10) for fifth.		Allen owns 388 career receiving yards on 49 career receptions.	
CAREER RECEIVING TOUCHDOWNS	CAREER TOTAL TOUCHDOWNS	CAREER RECEIVING TOUCHDOWNS	CAREER MULTI-TD GAMES
8	36	4	3
Singleton has eight career receiving touchdowns.		In his time at Penn State, Allen has three career games with multiple touchdowns.	
Singleton has tallied 36 total touchdowns (27 rushing; 8 receiving; 1 kick return) in his PSU career. He is tied for fourth at PSU with Larry Johnson (36; 1999-02).		Allen has four career receiving touchdowns.	

RUNNING BACKS NOTES

- Co-offensive coordinator/running backs coach **Ja'Juan Seider** has 16 years of college coaching experience, including 13 at the Power Four level.
- As a player at Florida A&M, Seider won the Doug Williams Award for National Offensive Player of the Year, Jake Gaither Award (considered the Heisman Trophy of Historically Black Colleges) and earned All-America honors after throwing for 2,622 yards and 27 touchdowns and rushing for 740 yards and 14 touchdowns in 1999.
- A loaded running back room is led by dynamic juniors **Kaytron Allen** and **Nicholas Singleton**.
- Singleton started the year on watch lists for the Doak Walker Award, Maxwell Award, Paul Hornung Award and Walter Camp Player of the Year Award.
- Allen was tabbed to the Doak Walker Award watch list.
- In 2024, Allen and Singleton were both tabbed All-Big Ten honorable mention, while Singleton was also honorable mention as a return specialist.
- In 2024, Penn State is the only FBS team with two 820+ yard running backs. Singleton has 838 rushing yards, while Allen has 822.
- Allen (2,591) and Singleton (2,651) are the second set of Penn State teammates to each have 2,000 career rushing yards, joining Lydell Mitchell (1969-71; 2,934 yds) and Franco Harris (1969-71; 2,002 yds).
- Penn State is one of three FBS teams with at least two career 2,590-yard rushers on its roster.
- Penn State is the only FBS team with two career 2,590-yard rushers who have played their whole career at one school.
- Allen and Singleton are two of eight Big Ten players with at least 2,590 career rushing yards.
- Singleton is one of 20 FBS players with 2,650+ career rushing yards and 27+ career rushing touchdowns.
- Singleton's 5.8 career rushing average is ninth among active FBS players (2nd in Big Ten) with 450+ rushing attempts.
- Singleton's (5.8) and Allen's (5.1) career rushing averages are second and fifth, respectively, among Big Ten players with 450+ rushing attempts.
- With 4,326 career all-purpose yards, Singleton ranks 14th among active FBS players and third among Big Ten players.
- Against Oregon, Allen (124) and Singleton (105) each had over 100 rushing yards, marking the third time in their career that both have gone over 100 rushing yards in the same game.
- Singleton owns 2,651 career rushing yards, ranking 12th all-time at PSU, and 27 career rushing touchdowns, 10th at PSU.
- His 4,326 career all-purpose yards are good for sixth at Penn State and his 36 total touchdowns (27 rushing, 8 receiving, 1 kick return) are tied-fourth.
- Singleton owns 21 career runs of 20+ yards, including 13 runs of 30+ yards, 11 runs of 40+ yards, four runs of 50+ yards, two runs of 60+ yards, two runs of 70+ yards and one run of 80+ yards.
- He also has 74 career receptions for 728 yards and eight touchdowns.
- The PA native has eight career 100-yard rushing games and seven career games with multiple rushing touchdowns.
- Singleton began his 2024 campaign by rushing for 114 yards and a touchdown on 13 carries at West Virginia. He averaged 8.8 yards per carry. He scored on a 40-yard run in the third quarter and added another 40-yard run in the fourth quarter.
- Singleton added a 13-yard reception and 56 kick return yards to total 183 all-purpose yards.
- He surpassed the 3,000 career all-purpose yards mark, becoming the 21st Penn State player to reach that milestone.
- In the Bowling Green game, Singleton ran for 119 yards on 13 carries, averaging 9.2 yards per rush. He had two rushes of 20+ yards, including a 24-yard rush in the second quarter and a 41-yard touchdown run in the fourth quarter. Singleton added a 14-yard touchdown catch in the third quarter.
- Singleton had a 14-yard touchdown catch at USC.
- Singleton tallied 139 all-purpose yards against Illinois, including 94 on the ground. He scored on a 4-yard run.

- At Wisconsin, Singleton collected 119 all-purpose yards with 49 rushing, 37 receiving and 33 on kick returns. He had three catches, including a 6-yard touchdown reception in the second quarter and a 27-yard grab in the first quarter.
- He had 135 all-purpose yards against Ohio State and tied a career high with six receptions for a team-high 54 yards.
- Singleton had a 10-yard touchdown rush in the second quarter at Purdue.
- At Minnesota, he tallied 100 all-purpose yards with 63 rushing and 37 receiving, on six catches, while scoring on a 12-yard run. On the day, he went over 4,000 career all-purpose yards.
- He rushed for 87 yards, while averaging 6.7 yards per carry, and scored on runs of 2 and 18 yards against Maryland.
- Singleton rushed for 105 yards on 10 carries, while adding a 22-yard touchdown catch, vs. Oregon. He added a 41-yard run.
- Singleton ranks 14th in the nation in yards per carry (6.40; 2nd in B1G) and 18th in all-purpose yards per game (121.5; 3rd).
- Singleton is averaging 7.1 yards per carry on first down this season, good for third in the FBS (min. 85 first down carries).
- In his third season at PSU, Allen has 2,591 career rushing yards, ranking 14th all-time at Penn State, 22 career rushing touchdowns, tied 18th, and 3,016 career all-purpose yards.
- He also owns 49 career receptions for 388 yards and four scores.
- He has three career games with multiple rushing touchdowns and seven career 100-yard rushing games.
- Allen hauled in a 20-yard touchdown reception at WVU.
- He finished the Bowling Green game with 101 yards on 14 carries. He had a pair of 26-yard runs.
- Allen gained 102 yards on 18 carries against Illinois. He scored on a 5-yard run late in the fourth quarter to seal the victory.
- He scored on a 1-yard runs against UCLA and USC.
- Allen rushed for a team-best 86 yards, at Wisconsin. He scored on a 24-yard rush in the fourth quarter.
- Allen tallied his 20th career rushing touchdown, becoming the 23rd Nittany Lion to reach that mark.
- He gained 98 yards and scored on a 1-yard run against Washington.
- Allen had 44 receiving yards at Purdue, including a 2-yard touchdown reception and a 20-yard catch.
- He rushed for 124 yards on 14 carries and a 1-yard touchdown against Oregon. He had rushes of 24, 26 and 32 yards.
- Redshirt freshman **Cam Wallace** owns 63 yards and one touchdown on 18 carries.
- True freshman **Quinton Martin Jr.** has eight carries for 25 yards and three catches for 18 yards this season.
- **Corey Smith**, a true freshman, made his collegiate debut against Washington. He rushed for 95 yards on five carries.
- Smith had a 78-yard rush in the fourth quarter. It is Penn State's longest offensive play this season.



Nicholas Singleton & Kaytron Allen

NICHOLAS SINGLETON



SINGLETON STATS

RUSHING YARDS

838

Singleton has rushed for 838 yards this season, ranking ninth in the Big Ten.

RUSHING YARDS PER GAME

69.8

Singleton is averaging 69.8 rushing yards per game this season, ranking ninth in the Big Ten.

RUSHING TOUCHDOWNS

7

Singleton has seven rushing touchdowns this season.

YARDS PER CARRY

6.40

Singleton is averaging 6.40 yards per carry this season, good for 14th in the FBS.

ALL-PURPOSE YARDS PER GAME

121.5

Singleton ranks 18th in the country averaging 121.5 all-purpose yards per game this season.

KAYTRON ALLEN



ALLEN STATS

RUSHING YARDS

822

Allen has rushed for 822 yards this season, ranking 10th in the Big Ten.

RUSHING YARDS PER GAME

63.2

Allen is averaging 63.2 rushing yards per game this season, sitting 12th in the Big Ten.

RUSHING TOUCHDOWNS

6

Allen has six rushing touchdowns this season.

YARDS PER CARRY

4.8

Allen is averaging 4.8 yards per carry this year.

100-YARD RUSHING GAMES

3

Allen has three 100-yard rushing games this season, including 101 vs. Bowling Green, 102 vs. Illinois and 124 vs. Oregon.

OFFENSIVE LINE NOTES

- Offensive line coach **Phil Trautwein** is in his fifth season at Penn State.
- He was named to the American Football Coaches Association (AFCA) Class of 2021 "35 Under 35" list, recognizing the top-35 football coaches under the age of 35. He was the only Big Ten coach and the only offensive line coach on the 2021 list.
- In his five seasons at Penn State, Trautwein has helped 23 offensive linemen earn All-Big Ten honors, including five in 2024.
- Last season, Olumuyiwa Fashanu was named a first-team All-American by the Associated Press, AFCA, Sporting News and the Walter Camp Football Foundation, becoming Penn State's first offensive lineman to be named a consensus All-American since Jeff Hartings in 1995.
- Fashanu (11th overall), Caedan Wallace (third round) and Hunter Nourzad (fifth round) each heard their name called in the 2024 NFL Draft, marking the first time since 1996 the Nittany Lions had three linemen drafted.
- Redshirt sophomore **Olaivavega Ioane** has made 18 career starts in 30 appearances and was a second-team All-Big Ten selection in 2024.
- Redshirt senior **Sal Wormley**, who has started 39 games in 43 appearances, was a third-team All-Big Ten selection by the media in 2024.
- Junior **Drew Shelton** has appeared in 33 games and made 19 starts. He was voted All-Big Ten honorable mention in 2024.
- Redshirt senior **Nick Dawkins** is on the Allstate AFCA Good Works Team and is a finalist for the Wuerffel Trophy. He has played in 39 career games, including 13 starts. Dawkins was an All-Big Ten honorable mention select by the media in 2024.
- Redshirt freshman **Anthony Donkoh** has made 10 starts and is a semifinalist for the Shaun Alexander Freshman of the Year award. He was voted All-Big Ten honorable mention in 2024.
- Redshirt senior **JB Nelson** has appeared in 27 games, making 11 starts.
- Redshirt junior **Nolan Rucci** made his first career start against Ohio State and has played in 19 collegiate games with three starts.
- Penn State did not allow a sack against West Virginia, USC, Washington, Purdue or Maryland.
- The offensive line helped PSU to set school records with 718 total yards and 40 first downs against Kent State, including 409 passing yards and 309 rushing yards.
- Penn State had 239 rushing yards and averaged 5.4 yards per carry vs. Illinois, while scoring three rushing touchdowns.
- PSU tallied 518 total yards against USC, including 400 passing yards, and allowed just one tackle for loss.
- At Wisconsin, PSU collected 419 total yards and **Kaytron Allen** scored on a 24-yard run.
- The Nittany Lions tallied 486 yards against Washington, while rushing for 266 yards and four touchdowns.
- PSU gained 539 total yards and scored on three rushing touchdowns at Purdue.
- The Nittany Lions scored six touchdowns in the red zone against Maryland.
- PSU tallied 518 total yards, including 292 rushing yards, against Oregon and had eight plays of 20+ yards.



Sal Wormley

WINNINGEST PROGRAMS

In its 138th season of varsity football, Penn State has posted 941 victories to rank No. 7 in the nation. The Lions' success is not solely due to longevity though, as Penn State also ranks in the top 10 in all-time winning percentage.

As of December 15, 2024

TOTAL VICTORIES

1.	Michigan (145)	Big Ten	1,011
2.	Alabama (131)	SEC	974
3.	Ohio State (135)	Big Ten	974
4.	Notre Dame (136)	Independent	959
	Texas (132)	SEC	959
6.	Oklahoma (128)	SEC	950
7.	PENN STATE (138)	Big Ten	941
8.	Nebraska (135)	Big Ten	923
9.	Georgia (129)	SEC	892
10.	Tennessee (128)	SEC	886

WINNING PERCENTAGE (YEARS - MIN. 25 IN D1)

1.	Ohio State (135)	Big Ten	.735
2.	Alabama (131)	SEC	.734
3.	Michigan (145)	Big Ten	.732
4.	Notre Dame (136)	Independent	.731
5.	Boise State (57)	Mountain West	.728
6.	Oklahoma (128)	SEC	.723
7.	Texas (132)	SEC	.704
8.	USC (135)	Big Ten	.694
9.	PENN STATE (138)	Big Ten	.690
10.	Nebraska (135)	Big Ten	.677

ALL-TIME AP POLL RANKINGS (Weeks Ranked)

1.	Ohio State	Big Ten	998
2.	Michigan	Big Ten	927
3.	Oklahoma	SEC	905
4.	Alabama	SEC	889
	Notre Dame	Independent	889
6.	USC	Big Ten	819
7.	Texas	SEC	789
8.	Nebraska	Big Ten	732
9.	PENN STATE	Big Ten	711
10.	LSU	SEC	677

WINNING WAYS

- Penn State is 85-29 over the past nine seasons (2016-24), ranking eighth in FBS and third-best among Big Ten members (Ohio State, 99-15; Michigan, 86-27).
- Dating back to 2015, Penn State has won 57 of its last 68 home games.
- Penn State's 181-73 record over the last 20 seasons (2005-24) ranks ninth in FBS and third in the Big Ten (Ohio State, 221-37; Oregon, 196-62).
- Head coach **James Franklin** guided his teams to a winning record each of his first eight seasons (2 at Vanderbilt, 6 at Penn State).
- Since 2016, Franklin's 74.6 percent (85-29) winning percentage ranks fourth among current FBS coaches.



Vega Ioane

ACADEMIC SUCCESS

- The Nittany Lions had 34 players selected as Academic All-Big Ten in Fall 2024.
- Olumuyiwa Fashanu** was a finalist for the Campbell Trophy, known as the "Academic Heisman", and an National Football Foundation (NFF) Scholar-Athlete. He was the 20th Nittany Lion to be selected as an NFF Scholar-Athlete.
- In 2024, Penn State posted a program-record 93% graduation success rate. The 93% mark tops the previous high GSR of 91% set in 2005 and is just the second time in program history topping 90%. PSU's 89% in 2024 is the 15th consecutive year the football team has surpassed the national average GSR for its sport.
- In 2019, punter Blake Gillikin took home CoSIDA Academic All-America® first-team honors for the second-straight year to become the 12th two-time first-team selection in Penn State history. Gillikin's two first-team CoSIDA Academic All-America honors increased Penn State football's total to 67 honorees, which ranks second in Division I football history (FBS and FCS).

DEGREES ON THE WALL

- Following December 2024 graduation, 14 Nittany Lions have earned 15 Penn State degrees.
- Julian Fleming** earned his degree in human development and family studies from Ohio State in December 2023.

Player	Bachelor's Degree	Graduation
Liam Clifford	Advertising/Public Relations	Dec. 2024
Nick Dawkins	Recreation, Parks & Tourism Mgmt.	Dec. 2023
Dominic DeLuca	Agribusiness Management	Dec. 2024
Tyler Elsdon	BioBehavioral Health	Aug. 2024
Alonzo Ford Jr.	Criminology	Dec. 2024
Mitchell Groh	Corporate Innovation & Entrepreneurship	Aug. 2024
Dvon J-Thomas	Telecommunications	May 2023
Gabriel Nwosu	Supply Chain & Information Systems	Aug. 2024
Addison Penn	Political Science	Dec. 2024
Riley Thompson	Labor & Human Resources	Dec. 2024
Smith Vilbert	Telecommunications/Media Studies	Aug. 2023
Harrison Wallace III	Criminology	Dec. 2024
Tyler Warren	Advertising/Public Relations	Dec. 2023
Tyler Warren	Telecommunications	Dec. 2024
Sal Wormley	Journalism	Dec. 2023

PRONUNCIATIONS

Drew Allar	Drew AL-ler
Kaleb Artis	Kaleb ar-TISS
Alex Birchmeier	Alex BURTCH-myer
Henry Boehme	Henry BAME
Audavion Collins	ah-DAY-vee-on Collins
Amiel Davis	ah-MEEL Davis
Tyseer Denmark	Ty-SEAR Denmark
Dani Dennis-Sutton	deh-NYE Dennis-SUTTON
Matt Detisch	Matt DETT-ish
Andrew Dufault	Andrew Dew-fault
Khalil Dinkins	kuh-LEEL Dinkins
Anthony Donkoh	Anthony DON-coe
Mehki Flowers	muh-KYE Flowers
Finn Furmanek	Finn fir-muh-NECK
Jashaun Green	ja-SEAN Green
Ethan Grunkemeyer	Ethan Grunk-a-meyer
Olaivavega Ioane	O-LIE-vuh-VEENG-uh Yo-wahn-ay
Coziah Izzard	Co-ZIGH-uh IZZ-ard
Dvon J-Thomas	duh-VON Jay-Thomas
Dejuan Lane	Day-zhon Lane
Joseph Mupoyi	Joseph moo-POY
Dakaari Nelson	dah-KARR-ee Nelson
Gabriel Nwosu	Gabriel WO-Sue
Chimdy Onoh	CHIM-dee OH-no
Jackson Pryts	Jackson PRITS
Andrew Rappleylea	Andrew RAPPLE-yay
Ta'Mere Robinson	TAY-meer Robinson
Nolan Rucci	Nolan Roo-chi
Dominic Rulli	Dominic RULE-ee
Sander Sahaydak	Sander suh-HAY-dak
Joey Schlafler	Joey sh-LAHF-er
Sam Siafa	Sam see-AH-fa
Jaxon Smolik	Jackson SMOLE-ick
Blaise Sokach-Minnick	Blaze SO-katch-min-ick
Vaboue Toure	Va-Boo Tore-A
Amin Vanover	ah-MEEN Vanover
Zakee Wheatley	ZACK-key Wheatley
J'Ven Williams	JAY-ven Williams
Mylachi Williams	Malachi Williams
Keon Willie	Keon WHY-lee

WIDE RECEIVER NOTES

- Offensive recruiting coordinator/wide receivers coach **Marques Hagans** is in his second season on the Penn State staff.
- Hagans was a four-year letterman at Virginia from 2002-05 and currently sits No. 10 all-time in passing yards with 4,877. He also ranks seventh in total offense with 5,779 yards.
- He was selected, as a receiver, in the fifth round (144th overall) of the 2006 NFL Draft by the St. Louis Rams. He spent three seasons with the Rams before being picked up by the Kansas City Chiefs and Indianapolis Colts in 2008. Hagans spent the 2009 and 2010 campaigns with Washington.
- Redshirt junior **Harrison Wallace III** has appeared in 36 career games, making 18 starts, as a Nittany Lion, owning 77 catches for 1,139 yards (14.8 average) and six touchdowns with a long reception of 50 yards. He was voted All-Big Ten honorable mention by the media in 2024.
- Wallace registered his first career 100-yard receiving game in the win at West Virginia, hauling in five catches for 117 yards and a career-best two touchdown receptions.
- He had a 50-yard touchdown in the second quarter and added an 18-yard touchdown reception right before halftime.
- Wallace had a 20-yard reception vs. Illinois, and 25-yard grabs vs. UCLA and USC.
- Wallace made catches of 21 and 24 yards vs. Ohio State.
- The Alabama native had five catches for 84 yards vs. Washington, including catches of 20 and 28 yards.
- At Purdue, Wallace made a 46-yard touchdown catch in the third quarter and became the 40th Nittany Lion to go over the 1,000 career receiving yards mark.
- Wallace hauled in a 14-yard touchdown vs. Oregon
- Redshirt junior **Liam Clifford** has appeared in 38 career games, including 10 starts, with 37 receptions for 493 yards, one touchdown and a long reception of 57 yards.
- He caught a 14-yard touchdown in the second quarter against Kent State and added a 38-yard reception in the second quarter.
- Clifford earned his first career 100-yard receiving game vs. UCLA, making catches of 26, 24 and 57 yards.
- Senior **Julian Fleming**, who transferred to Penn State from Ohio State, has appeared in 52 games, including 25 starts, in his college career. Fleming has collected 93 receptions for 1,139 yards (12.2 average) and eight touchdowns in his career.
- The Pennsylvania native had two key catches on fourth-down conversions (16 and 17 yards) late in the fourth quarter at USC.
- Fleming caught his first PSU touchdown, an 8-yard reception, against Washington.
- Junior **Omari Evans** has 28 receptions for 509 yards and six touchdowns in 37 career games.
- He had a 55-yard reception to setup a touchdown at WVU.
- Evans hauled in a 29-yard touchdown reception in the second quarter against Bowling Green.
- Evans earned his first career 100-yard receiving game with four catches for 116 yards and a 59-yard touchdown against Kent State. He had a 38-yard reception in the second quarter.
- He had two catches for 51 yards, including a 45-yard touchdown reception, at Minnesota.
- Evans caught a 22-yard touchdown against Oregon.
- Freshman **Tyseer Denmark** made his first career touchdown reception, a 15-yard catch, against Maryland.



Harrison Wallace III

COACHING STAFF POTW

The Penn State coaching staff chooses players of the week in all three phases. Here are their selections:

AUG. 31 - WEST VIRGINIA

- Offensive: Drew Allar/Harrison Wallace III
- Defensive: Jaylen Reed
- Special Teams: Ta'Mere Robinson
- D-Squad Offensive: Will Patton/Donnie Harbour
- D-Squad Defensive: Bobby Mears/Jackson Pryts
- D-Squad Special Teams: Tyler Armstead

SEPT. 7 - BOWLING GREEN

- Offensive: Tyler Warren
- Defensive: Zane Durant
- Special Teams: Sander Sahaydak
- D-Squad Offensive: Garrett Sexton/Ethan Grunkemeyer
- D-Squad Defensive: Kaleb Artis/Xavier Gilliam
- D-Squad Special Teams: Tyler Armstead

SEPT. 21 - KENT STATE

- Offensive: Drew Allar/Omari Evans
- Defensive: Abdul Carter
- Special Teams: Dakaari Nelson
- D-Squad Offensive: Addison Penn/Aaron Enterline
- D-Squad Defensive: Bobby Mears/Jaylen Harvey/Tyler Armstead
- D-Squad Special Teams: Winston Yates

SEPT. 28 - ILLINOIS

- Offensive: Kaytron Allen/Nicholas Singleton
- Defensive: Abdul Carter/Zane Durant
- Special Teams: Dakaari Nelson
- D-Squad Offensive: Joey Schlaffer/Logan Bahn
- D-Squad Defensive: Kaleb Artis/Mylachi Williams
- D-Squad Special Teams: Amiel Davis

OCT. 5 - UCLA

- Offensive: Liam Clifford
- Defensive: Dani Dennis-Sutton/Zakee Wheatley
- Special Teams: Ryan Barker
- D-Squad Offensive: Garrett Sexton/Logan Cunningham
- D-Squad Defensive: Xavier Gilliam/Jackson Pryts
- D-Squad Special Teams: Karson Kiesewetter

OCT. 12 - USC

- Offensive: Drew Allar/Tyler Warren
- Defensive: Jaylen Reed
- Special Teams: Ryan Barker
- D-Squad Offensive: Donnie Harbour/Ethan Grunkemeyer
- D-Squad Defensive: Tyler Armstead/Beckham Dee
- D-Squad Special Teams: Beckham Dee

OCT. 26 - WISCONSIN

- Defensive: Jaylen Reed
- Special Teams: Cooper Cousins/Luke Reynolds/Dominic Rulli
- D-Squad Offensive: Garrett Sexton/Amiel Davis
- D-Squad Defensive: Aidan Probst/Jon Mitchell
- D-Squad Special Teams: Antoine Belgrave-Shorter

NOV. 2 - OHIO STATE

- D-Squad Offensive: Donnie Harbour/Aaron Enterline
- D-Squad Defensive: Joseph Mupoyi/Kolin Dinkins
- D-Squad Special Teams: Karson Kiesewetter

NOV. 9 - WASHINGTON

- Offensive: Kaytron Allen
- Defensive: Abdul Carter
- Special Teams: Zion Tracy
- D-Squad Offensive: Ethan Grunkemeyer/Addison Penn
- D-Squad Defensive: Kaleb Artis/Karson Kiesewetter
- D-Squad Special Teams: Tyler Armstead

NOV. 16 - PURDUE

- Offensive: Drew Allar/Tyler Warren
- Defensive: Abdul Carter
- Special Teams: Zion Tracy
- D-Squad Offensive: Ethan Grunkemeyer/Aaron Enterline
- D-Squad Defensive: De'Andre Cook
- D-Squad Special Teams: Amiel Davis

NOV. 23 - MINNESOTA

- Offensive: Tyler Warren
- Defensive: Kobe King/Zane Durant
- Special Teams: Dominic Rulli/Ryan Barker
- D-Squad Offensive: Ethan Grunkemeyer/Donnie Harbour
- D-Squad Defensive: Tyler Armstead/Mylachi Williams
- D-Squad Special Teams: Will Patton

NOV. 30 - MARYLAND

- Offensive: Tyler Warren/Nicholas Singleton
- Defensive: Abdul Carter
- Special Teams: Nicholas Singleton
- D-Squad Offensive: Ethan Grunkemeyer/Donnie Harbour
- D-Squad Defensive: Mylachi Williams/Karson Kiesewetter
- D-Squad Special Teams: Tyler Armstead

DEC. 7 - OREGON

- D-Squad Offensive: Garrett Sexton/Aaron Enterline
- D-Squad Defensive: Tyler Armstead/Aidan Probst
- D-Squad Special Teams: Finn Furmanek

TIGHT ENDS NOTES

- Co-offensive coordinator and tight ends coach **Ty Howle** is in his fourth season coaching the Penn State tight ends and his fifth season overall on the staff.
- He was a four-year letterman on the PSU offensive line, starting at center and left guard, from 2009-13. He was a four-time Academic All-Big Ten selection and was a team captain in 2013.
- Theo Johnson, selected by the New York Giants in the fourth round of the 2024 NFL Draft, was Penn State's fifth tight end drafted since 2015, tied for the third-most in the FBS.
- Senior **Tyler Warren**, winner of the Mackey Award and seventh in Heisman Trophy voting, owns 137 receptions for 1,668 yards and 17 touchdowns, while adding six rushing scores and a passing touchdown, in his career. Warren has 23 career receptions of 20+ yards and five career 100-yard games.
- Warren was named Kwalick-Clark Big Ten Tight End of the Year and was voted first-team All-Big Ten, while earning first-team All-American honors by the FWA and The Sporting News and second-team All-American accolades from the AFCA, Associated Press and Walter Camp Football Foundation.
- Against UCLA, Warren tallied his 17th total touchdown to pass Freiermuth for the most total touchdowns (16) among Penn State tight ends. He has 23 career total touchdowns (17 receiving, 6 rushing).
- Against Washington, Warren set Penn State tight end season records for receptions and receiving yards, bettering Mike Gesicki's 57 receptions for 679 yards in 2017. Warren has 88 catches for 1,062 yards this season.
- Against Minnesota, Warren broke the PSU tight end career receiving yards record, bettering Gesicki's 1,481 yards. Warren has 1,668 career receiving yards, good for 19th all-time at PSU and seventh all-time among Big Ten tight ends.
- On a 20-yard catch in the first quarter against Maryland, Warren broke a tie with Wisconsin's Travis Beckum (75: 2007) for the Big Ten tight end season receptions record. Warren has 88 receptions this season.
- Against Maryland, on a 7-yard touchdown reception, Warren broke a tie with Pat Freiermuth (16; 2018-20) for the Penn State tight end career receiving touchdowns record. Warren has 17 career receiving touchdowns, good for eighth all-time at PSU.
- On a 9-yard catch in the third quarter against Maryland, Warren set the Penn State tight ends career receptions record, previously held by Mike Gesicki (129; 2014-17). Warren has 137 career receptions, sitting 11th all-time at PSU and ninth all-time among Big Ten tight ends.
- On a 7-yard catch in the first quarter vs. Oregon, Warren broke the Big Ten record for season receiving yards by a tight end, topping Wisconsin's Travis Beckum's 982 receiving yards in in 2007. Warren has 1,062 receiving yards this season.
- With five career 100-yard receiving games, Warren has the most by a Penn State tight end, breaking a tie with Ted Kwalick (4; 1966-68).
- Warren is one of three FBS tight ends (only Big Ten) with 135+ receptions, 1,600+ receiving yards and 17+ touchdown receptions in his career.
- Among active FBS tight ends, Warren is tied for fourth in career touchdown receptions (17; 1st B1G), while sitting fifth among FBS tight ends in career receptions (137; 1st) and fourth in career receiving yards (1,668; 1st). He's also fourth among active FBS tight ends, averaging 12.2 yards per reception (minimum 130 receptions) and tied for second in total touchdowns (23).
- Warren is one of three Big Ten players with 17+ receiving touchdowns and 6+ rushing touchdowns in their career.
- He currently has a 29-game reception streak and has at least one 14-yard catch in each of his last 19 games.
- He has 88 receptions for 1,062 yards and six touchdowns in 2024, while adding four rushing touchdowns and a passing touchdown. He has 16 catches of 20+ yards and three 20+ yard rushes, while gaining 15 first downs on 23 rush attempts.
- Warren has four 100-yard receiving games this season, most by a PSU tight end, and most by any PSU player since Jahan Dotson's five in 2021.
- His 88 receptions are third in a season at Penn State and his 1,062 receiving yards are fifth.

- He is the fifth Nittany Lion (seven occasions) to go over 1,000 receiving yards in a season.
- Warren's 88 receptions in 2024 are 20th all-time among Big Ten players and ninth-most all-time by an FBS tight end, while his 1,062 receiving yards are 12th all-time among FBS tight ends.
- Since 1956, Warren is one of seven FBS true tight ends (only Big Ten tight end) with four rushing touchdowns in a season.
- Since 1956, Warren is one of four FBS tight ends with 6+ touchdown receptions and 4+ rushing touchdowns in a season.
- Since 1956, Warren is one of four Big Ten players with 6+ receiving touchdowns and 4+ rushing touchdowns in a season.
- He's one of two FBS tight ends with a passing, rushing and receiving touchdown this season.
- Among FBS tight ends in 2024, Warren is tied for first in total touchdowns (10; 1st in Power Four) and ranks second in receiving yards (1,062; 1st), receiving yards per game (81.7; 1st) and yards per reception (12.1; 1st, min. 70 catches), third in receptions (88; 1st) and 100-yard receiving games (4; 2nd) and tied for fourth in receiving touchdowns (6; T-1st).
- He's also second among FBS TE with 30 receptions of 15+ yards this season and ranks first in percentage of catches for first downs (66%) among FBS TE with 55+ catches.
- He's first among FBS tight ends with 14 red zone receptions, while ranking second in 10+ yard receptions (47; 1st in P4) and third in 25+ yard receptions (9; t-1st).
- Warren's 65 receptions in Big Ten play are most by an FBS tight end in conference games and tied-fifth among all FBS players.
- Against Bowling Green, Warren posted eight receptions for 146 yards, setting a then-Penn State tight end record in a game, topping Matt Kranchick's 136 yards against Wisconsin in 2003.
- Warren was named Big Ten Co-Offensive Player of the Week on Oct. 14 after setting career highs with 17 receptions for 224 yards at USC. He also earned National Player of the Week honors from the Associated Press, Mackey Award, Maxwell Award and Paul Hornung Award.
- Warren set a Penn State and Big Ten tight end record with 224 receiving yards, while joining Northwestern's Jon Harvey (208 vs. Michigan, 1982) as the only Big Ten tight ends to go over 200 receiving yards in a game.
- His 17 receptions are a Penn State record and tied New Mexico's Emilio Valley (1967) and Northwestern's Harvey for the FBS tight end record.
- Warren's 17 receptions are tied with Harvey for fourth-most in a game by a Big Ten player, while he's also the first FBS tight end to go over 200 receiving yards in a game since Utah's Dalton Kincaid (234 vs. USC, 2022).
- Warren's 224 yards are the second-most by a Penn State player, trailing only Jahan Dotson's 242 yards at Maryland in 2021.
- He had 136 yards after the catch against USC, while making five grabs of 20+ yards including a 32-yard touchdown reception.
- Against Ohio State, Warren had including a 31-yard grab and a 33-yard rush in the fourth quarter.
- Warren caught eight passes for 75 yards against Washington. He added a pair of 2-yard rushing touchdowns.
- He tallied eight receptions for 127 yards and a 15-yard touchdown, while adding three rushes for 63 yards and a 48-yard score at Purdue, to earn B1G Offensive Player of the Week.
- His catches included 27 and 38-yard grabs, while all three of his rushes gained first downs.
- Warren had eight receptions for 102 yards, including a 28-yard catch, at Minnesota.
- Against Maryland, Warren caught six passes for 68 yards, including a 7-yard touchdown, while adding a 29-yard rush and a 9-yard completion to **Nicholas Singleton**.
- He made seven catches for 84 yards, including a 28-yard grab, against Oregon.
- Redshirt junior **Khalil Dinkins** has played in 32 career games, making 20 catches for 198 yards and five touchdowns.
- Dinkins caught a 13-yard touchdown pass against Kent State and a 1-yard touchdown at Wisconsin.
- True freshman **Luke Reynolds** had three receptions for 53 yards and a 24-yard touchdown catch at Purdue.

NITTANY LIONS IN THE NFL

- A total of 47 Penn State football alumni are populating the rosters of 25 National Football League teams.
- The Nittany Lions annually are among the top 20 programs nationally in producing players in the NFL. In addition, four former Nittany Lions are members of NFL coaching staffs.
- Nine players from PSU's 2023 squad are on NFL teams.

NITTANY LIONS ON NFL ROSTERS

(Pro Experience in Parentheses)

- Atlanta Falcons (1):** Arnold Ebiketie (3)
- Arizona Cardinals (3):** Blake Gillikin (5), Jesse Luketa (3), *PJ Mustipher (1)*
- Baltimore Ravens (3):** Adisa Isaac (R), Odafe Oweh (4), Jordan Stout (3)
- Buffalo Bills (5):** *KJ Hamler (4)*, *Daequan Hardy (R)*, Austin Johnson (8), DaQuan Jones (11), Connor McGovern (6)
- Carolina Panthers (3):** *Dan Chisena (4)*, Miles Sanders ^{IR} (6), Nick Scott ^{IR} (6)
- Chicago Bears (2):** Ryan Bates (6), Jaquan Brisker ^{IR} (3)
- Cincinnati Bengals (1):** Mike Gesicki (7)
- Dallas Cowboys (2):** Amani Oluwariye (5), Micah Parsons (4)
- Detroit Lions (1):** *Allen Robinson II (11)*
- Green Bay Packers (3):** *Sean Clifford (2)*, *Kalen King (R)*, Rasheed Walker (3)
- Houston Texans (1):** Juice Scruggs (2)
- Indianapolis Colts (1):** Will Fries ^{IR} (4)
- Jacksonville Jaguars (2):** Brenton Strange (2), Parker Washington (2)
- Kansas City Chiefs (1):** Hunter Nourzad (R)
- Las Vegas Raiders (1):** *Brandon Smith (2)*
- Miami Dolphins (2):** Cam Brown ^{IR} (5), Chop Robinson (R)
- New England Patriots (2):** Curtis Jacobs ^{IR} (R), Caedan Wallace ^{IR} (R)
- New York Giants (1):** Theo Johnson ^{IR} (R)
- New York Jets (1):** Olumuyiwa Fashanu (R)
- Philadelphia Eagles (3):** Saquon Barkley (7), *Tariq Castro-Fields (3)*, Jahan Dotson (3)
- Pittsburgh Steelers (2):** Pat Freiermuth (4), Joey Porter Jr. (2)
- San Francisco 49ers (3):** Ji'Ayir Brown (2), Kevin Givens ^{IR} (5), Yetur Gross-Matos (5)
- Seattle Seahawks (1):** Chris Stoll (2)
- Tampa Bay Buccaneers (1):** Chris Godwin ^{IR} (8)
- Washington Commanders (1):** *Mitchell Tinsley (2)*

**As of December 16, 2024*

FOUR FORMER LIONS ON NFL COACHING STAFFS

Four former Nittany Lions are patrolling the sidelines as part of NFL coaching staffs in 2024.

- NaVorro Bowman (Los Angeles Chargers, Linebackers)
- Jeff Carpenter (Los Angeles Chargers, Offensive Quality Control/WRs)
- Bobby Engram (Washington, wide receivers)
- Christian Daboll (New York Giants, offensive assistant)

DEFENSIVE NOTES

- **Tom Allen**, a Broyles Award semifinalist, is in first season as defensive coordinator and linebackers coach at Penn State.
- Allen, the 2020 AFCA National Coach of the Year and Big Ten Coach of the Year, brings 32 years of coaching experience to Happy Valley after spending the last eight years at Indiana, including seven as head coach.
- Allen has coached four defensive All-Americans and 45 All-Big Ten honorees in his time in the Big Ten.
- DE **Abdul Carter** was voted Nagurski-Woodson Big Ten Defensive Player of the Year and Smith-Brown Big Ten Defensive Lineman of the Year in 2024. He was selected first-team All-Big Ten, while earning first-team All-American honors from the AFCA, AP, FWAA, The Sporting News and Walter Camp Football Foundation to become PSU's 15th Unanimous Consensus All-American and 45th Consensus All-American.
- LB **Kobe King** and S **Jaylen Reed** were tabbed second-team All-Big Ten, while CB **A.J. Harris** was selected third team.
- DE **Dani Dennis-Sutton**, DT **Zane Durant**, DT **Dvon J-Thomas**, CB **Jalen Kimber**, LB **Tony Rojas** and S **Zakee Wheatley** were voted honorable-mention All-Big Ten.
- Carter is a finalist for the Bednarik Award, Bronko Nagurski Trophy and Lombardi Award.
- Since the start of the 2022 season, Penn State has held 27 opponents under 100 rushing yards, most in the FBS.
- Over the last three seasons, Penn State has held opponents to under a 50 completion percentage in 11 games, tied for the nation's 16th-most in that span.
- Over the last three seasons, the Nittany Lions have allowed under 10 completions in seven games, tied 10th-most in the nation.
- Since the start of the 2022 season, Penn State has forced 67 turnovers (38 interceptions, 29 fumbles), eighth in the nation and fourth among Power Four teams.
- Penn State's 29 fumbles recovered over the last three seasons are tied 15th-most in the nation and are most in the Big Ten.
- Penn State has recorded three or more takeaways in 12 games over the last three seasons, fifth-most among FBS teams.
- Over the last three seasons, Penn State is 18-1 when forcing multiple takeaways in a game.
- Since the start of the 2022 season, Penn State is first in the nation in turnover margin, averaging a +0.85 margin (1.72 gained per game; 0.87 lost per game).
- Against West Virginia, the Nittany Lions forced three takeaways, including two fumbles and an interception.
- Reed recovered a fumble in the first quarter.
- In the fourth-quarter, Dennis-Sutton recovered a fumble and CB **Elliot Washington II** recorded his first career interception.
- Penn State limited West Virginia to 246 yards on 66 plays (3.7 yards per play).
- The Nittany Lions held the Mountaineers to 85 rushing yards.
- The Nittany Lions held Bowling Green to six total yards in the third quarter (1 rushing, 5 passing).
- PSU grabbed two interceptions in the fourth quarter vs. BGSU on picks by Rojas and Wheatley
- Penn State held Kent State to 66 yards of offense (48 rushing, 18 passing), tied for the seventh-fewest since 1947.
- Penn State's +652 yard differential in the Kent State game (718 gained, 66 allowed) is a school record and, according to ESPN Stats & Info, is the highest in any game in the last decade and the highest against an FBS opponent in the last 20 seasons.
- The 18 passing yards allowed are the fewest allowed by Penn State under **James Franklin**.
- The two passing completions allowed against Kent State are the second-fewest allowed under Franklin and the lowest number of completions allowed since Army had one in 2015.
- In the Illinois game, from the 1:41 mark of the second quarter (when Illinois had the ball at the Penn State 2 yard-line) until the end of the game, the Nittany Lions held Illinois to 39 total yards.
- A missed field goal in the red zone by the Illini in the second quarter snapped a streak of 36-straight red zone scores, which was the longest in the country.
- PSU had a season-high 13 tackles for loss against Illinois, most in a Big Ten game since 2022 at Rutgers (15).
- The Nittany Lions recorded a season-high seven sacks, which are the most since notching seven in 2023 at Michigan State.
- Harris intercepted a pass and a strip-sack by Carter was recovered by Vilbert. Both takeaways came in the fourth quarter.
- The Nittany Lions limited UCLA to -9 total yards (5 passing, -14 rushing) on 11 plays in the third quarter.
- At USC, Reed intercepted a pass to stop a potential game-winning drive in the fourth quarter.
- Reed recorded an interception and returned it 19 yards for a touchdown in the third quarter at Wisconsin.
- It was Penn State's first interception return for a touchdown since **Dominic DeLuca's** 26-yard return against Delaware in 2023 and PSU's first interception return for a touchdown against a Big Ten opponent since Curtis Jacobs' 47-yard return at Michigan in 2022.
- The Nittany Lions limited Wisconsin to 81 rushing yards, including 10 in the second half.
- CB **Zion Tracy** intercepted a pass on Ohio State's opening drive and returned it 31 yards for a touchdown. It was his first career interception.
- Penn State had interception returns for touchdowns in back-to-back games (Tracy; Reed, 19 yards at Wisconsin) for the first time since 2003 (Yaacov Visrael, 83 yards at Iowa; Alan Zemaitis, 78 yards vs. Ohio State).
- PSU stopped Ohio State's only red-zone trip on a forced fumble by Wheatley at the 2 yard-line.
- The Nittany Lions limited Washington to six points and held the Huskies without a touchdown.
- PSU limited UW to a loss or no gain on 12 of 33 carries, while notching nine tackles for loss and five sacks.
- The Nittany Lions held Purdue without a point in the third quarter and allowed just seven second-half points.
- PSU gave up 35 yards on 10 plays in the third quarter, including three yards on five rushes.
- Penn State limited Purdue to 85 rushing yards.
- The Nittany Lions recorded two takeaways at Minnesota and held the Gophers to 22 rushing yards on 15 attempts in the second half.
- Penn State tallied three interceptions against Maryland with picks by CB **Audavion Collins**, S **Dejuan Lane** and Rojas.
- PSU limited Maryland to 10 rushing yards in the first half and 35 passing yards in the second half.
- Penn State has allowed just 22 points in the third quarter this season and only 69 points in the second half, ranking third in the nation in second half scoring defense (5.31).
- The Nittany Lions have allowed just 595 yards in the third quarter this season, including 172 rushing yards on 81 attempts (2.12 per rush).
- Penn State has allowed 1,517 total yards in the second half and overtime this season, including 525 rushing yards on 193 attempts (2.72 yards per rush).
- Penn State has held Big Ten opponents to less than 100 rushing yards in 19 of the last 23 contests.
- Penn State has six red-zone stops and nine fourth-down stops this season and has forced 17 takeaways (five fumbles, 12 interceptions).
- Through 13 games, Penn State ranks sixth in the nation in total defense (282.1; 3rd in B1G), eighth in scoring defense (16.4; 3rd), ninth in rushing defense (103.6; 5th), 12th in total tackles for loss (91; 1st) and 16th in pass defense (178.5).
- PSU is also 19th in the country in tackles for loss per game (7.0; 2nd) and 24th in first downs allowed (214; 7th).
- Carter sits third in the FBS (2nd in Power Four) with 19.5 tackles for loss this season, and is 12th nationally (2nd in B1G) with 10 sacks, while his 37 solo tackles are tied first among Power Four defensive linemen.
- In 2024, Durant is seventh among Power Four defensive tackles (1st in B1G) with nine tackles for loss and is first among Big Ten defensive tackles with three sacks (1st).
- Over the last 10 seasons, PSU is second nationally in fewest passing TDs allowed per game (1.06) and sits third in sacks per game (3.06) and tackles for loss percentage (11.11), fifth in fewest rushing yards per attempt (3.42) and sixth in fewest passing yards per attempt (6.26).
- Penn State's 389 sacks over the last 10 seasons (2015-24) are fourth behind Clemson (440), Alabama (412) and Pitt (403).
- Over the last 10 years, Penn State has accumulated a 8.81 percent sack percentage (389 sacks on 4,441 pass plays), which ranks second in the FBS.
- Since 2014, Penn State has held opponents to seven or less points 34 times, fourth-most among FBS teams. Twenty-five of those 34 games have been against Big Ten opponents, most among FBS teams against conference foes.
- Since 2015, Penn State has recorded 12 shutouts, second-most among FBS teams behind Alabama. PSU also has the second-most shutouts (17) in the FBS since 2007.
- The Nittany Lions lead the FBS with eight shutouts against conference opponents since 2015.
- Penn State joins Tennessee and Fresno State as the only FBS teams with shutouts in each of the last four seasons.
- Since 2014, Penn State has held opponents without a touchdown in 21 games, sixth-most among FBS teams.
- Since 2014, PSU has held an opponent under 300 total yards 67 times, seventh-most among FBS teams.
- Since 2014, the Nittany Lions have allowed less than 200 passing yards in 80 games, tied sixth-most among FBS teams, and have held opponents under 100 passing yards in 23 games in that span, seventh-most among FBS teams.
- Since 2014, Penn State has held opponents under 100 rushing yards on 66 occasions, sixth-most among FBS teams, and have held opponents under 50 rushing yards in 24 games, seventh-most among FBS teams.
- Penn State has registered 10 or more tackles for loss 34 times since 2014, second-most among FBS teams.
- Since 2014, Penn State has collected six or more sacks in a game 20 times, most among FBS teams.
- The Nittany Lions have forced multiple takeaways in a game on 61 occasions since 2014, including six in 2024.



Dvon J-Thomas



Zane Durant

DEFENSIVE LINE NOTES

- **Deion Barnes** is in his second season heading the Nittany Lion defensive line corps. Barnes spent the previous three years on the Penn State staff as a graduate assistant working with the defensive line.
- Barnes was a three-year letterwinner at defensive end for Penn State from 2012-14 and was named Big Ten Freshman of the Year in 2012.
- He has helped coach 20 All-Big Ten defensive linemen, including six first-team selections, and two All-Americans in his first six seasons working with the Penn State defensive line.
- Junior DE **Abdul Carter** earned Nagurski-Woodson Big Ten Defensive Player of the Year, Smith-Brown Big Ten Defensive Lineman of the Year and AP Big Ten Defensive Player of the Year honors, while earning an All-Big Ten first team selection for the second-straight year.
- Carter was a finalist for the Bednarik Award, Bronko Nagurski Trophy, Lombardi Award and Ted Hendricks Award and was named a first-team All-American honors by the AFCA, Associated Press, FWAA, The Sporting News and Walter Camp Football Foundation to qualify as PSU's 15th Unanimous Consensus All-American and 45th Consensus All-American.
- Carter owns 164 tackles (98 solo), 35.5 tackles for loss, 21 sacks, five forced fumbles, an interception and 12 pass breakups in his third season in Happy Valley.
- His 35.5 tackles for loss are 13th all-time at PSU, while his 21.0 sacks are tied seventh all-time at Penn State.
- He has eight career games with 2+ tackles for loss, five this season, and six games with 2+ sacks.
- Carter's 19.5 tackles for loss and 10 sacks both rank 13th in a season at PSU. He is the first Nittany Lion with 10+ sacks in a season since Carl Nassib's 15.5 in 2015.
- Carter sits third in the FBS (2nd in Power Four) with 19.5 tackles for loss this season, and is 12th nationally (2nd in B1G) with 10 sacks, while his 37 solo tackles are tied-first among P4 DL.
- He was named Big Ten Defensive Player of the Week after a career-high four tackles for loss and two sacks, including a strip-sack, against Illinois.
- Carter was also tabbed Senior Bowl Co-Defensive Player of the Week, Bednarik Award Player of the Week and Bronko Nagurski Trophy Player of the Week.
- He became the first Nittany Lion with four tackles for loss in a game since Yetur Gross-Matos against Iowa in 2018.
- Carter had two tackles for loss in the first half against Illinois to go over the 20 career tackles for loss mark.
- At USC, Carter recorded a solo sack among 1.5 tackles for loss.
- He collected two sacks and four tackles vs. Ohio State.
- The junior notched four tackles for loss, two sacks and a forced fumble against Washington.
- He earned Bednarik Award Player of the Week and Walter Camp Defensive Player of the Week honors.
- Carter collected two tackles for loss at Purdue.
- He recorded two sacks against Maryland.
- Carter made six tackles, four solo, against Oregon.
- Junior DE **Dani Dennis-Sutton**, All-Big Ten honorable mention honoree in 2024, has tallied 69 tackles (44 solo), 16.5 tackles for loss, 9.5 sacks, three forced fumbles, two fumble recoveries, an interception and five pass breakups as a Nittany Lion.

- He owns four career games with multiple tackles for loss and one game with multiple sacks.
- Dennis-Sutton recovered a fumble in the fourth quarter at West Virginia, while adding a solo tackle and a pass breakup.
- He notched a strip-sack in the first quarter against Kent State.
- Dennis-Sutton registered a solo sack and a QB hurry against Illinois.
- He collected two tackles for loss and matched a career high with six tackles (4 solo) at USC.
- He tallied two tackles for loss and a solo sack at Purdue.
- Dennis-Sutton registered a solo sack against Maryland.
- Junior DT **Zane Durant**, voted All-Big Ten honorable mention in 2023 and 2024, has recorded 57 tackles (30 solo), 15.5 tackles for loss, six sacks and one fumble recovery in his career.
- The Florida native has three career games with multiple tackles for loss.
- In 2024, Durant is seventh among Power Four defensive tackles (1st in B1G) with nine tackles for loss and is first among Big Ten defensive tackles with three sacks (1st).
- He collected two tackles for loss and a solo sack against Illinois for his second career game with multiple TFLs.
- He had a half-sack vs. UCLA and a half-tackle for loss at USC.
- The junior had a career-high five tackles vs. Ohio State.
- Durant matched a career high with five tackles and tallied 2.5 tackles for loss at Minnesota.
- Redshirt senior+ DT **Dvon J-Thomas**, selected All-Big Ten honorable mention by the media in 2023 and 2024, has made 26 career starts in 57 appearances, with 86 tackles (40 solo), 12.5 tackles for loss, 2.5 sacks, one forced fumble, one fumble recovery and one pass breakup in his career.
- He owns one career game with multiple tackles for loss with a career-high 2.5 vs. UMass in 2023.
- J-Thomas recorded four tackles (2 solo) and one tackle for loss against Bowling Green and made four stops vs. Maryland.
- He matched his career high with five tackles and added a half-tackle for loss vs. Oregon.
- Redshirt senior DT **Alonzo Ford Jr.** has played in 34 collegiate games, registering 86 tackles, 11.0 tackles for loss, four sacks, one forced fumble and one fumble recovery.
- He has three games with multiple tackles for loss (one at PSU) and one game with multiple sacks.
- Ford tied a career high with seven tackles against UCLA.
- He had two tackles for loss on the same drive in the third quarter at Wisconsin and had one tackle for loss vs. Washington.
- Redshirt senior+ **Smith Vilbert** has played in 32 games at Penn State, notching 7.5 tackles for loss, 4.5 sacks, two forced fumbles, one fumble recovery and one pass breakup.
- He notched a tackle for loss and forced fumble vs. Oregon.
- Senior DE **Amin Vanover** has made 42 appearances as a Nittany Lion, tallying 41 tackles, 9.5 tackles for loss and five sacks. He owns one game with 2+ tackles for loss.
- Senior DT **Coziah Izzard** has made 47 appearances at PSU, including seven starts. He has recorded 64 tackles, 14.5 tackles for loss, eight sacks and two forced fumbles in his career.
- He owns two career games with multiple tackles for loss and one game with multiple sacks.

DANI DENNIS-SUTTON



DENNIS-SUTTON STATS

CAREER TACKLES

69

Dennis-Sutton owns 67 career tackles.

CAREER SOLO TACKLES

44

Forty-four of Dennis-Sutton's 69 career tackles are solo stops.

CAREER TFL

16.5

Dennis-Sutton has recorded 16.5 career tackles for loss, including seven tackles for loss this season.

CAREER SACKS

10.5

Dennis-Sutton has notched 10.5 career sacks, including four sacks this season.

FORCED FUMBLES

3

Dennis-Sutton has three forced fumbles as a Nittany Lion.

ASSISTANT COACHES

									
Tom Allen Defensive Coord./ Linebackers	Andy Kotelnicki Offensive Coordinator	Justin Lustig Special Teams Coord./Outside LB/ Nickels	Deion Barnes Defensive Line	Marques Hagans Wide Receivers	Ty Howle Co-Offensive Coord./ Tight Ends	Anthony Poindexter Co-Defensive Coordinator/Safeties	Ja'Juan Seider Co-Offensive Coord./ Running Backs	Terry M. Smith Assoc. Head Coach/ Cornerbacks	Phil Trautwein Offensive Line
Booth	Booth	Field	Field	Field	Field	Booth	Field	Field	Field
	Andy Co-TILL-nicki			Marcus HAY-ginns	Ty Howl		JAY-juan cider		Phil trout-wine

ABDUL CARTER



CARTER STATS

CAREER TACKLES

164

Carter has 164 tackles in his Penn State career, including 60 this season.

CAREER SOLO TACKLES

98

Ninety-eight of Carter's 164 career tackles are solo stops, including 37 this season, tied for first among Power Four defensive linemen (t-1st B1G).

CAREER TFL

35.5

Carter owns 35.5 career tackles for loss. He has 19.5 tackles for loss this season, ranking third in the FBS and second in the Power Four.

CAREER SACKS

21.0

Carter has 21.0 career sacks. He has 10 sacks this season, sitting 12th in the FBS and tied for second in the Big Ten.

CAREER FORCED FUMBLES

5

Carter has five forced fumbles in his career, including two this season.

MULTI-TFL GAMES

8

Carter has eight career games with 2+ tackles for loss, including five this season.

CORNERBACKS NOTES

- **Terry M. Smith** is in his 11th season as Penn State's cornerbacks coach. He is also the program's associate head coach and defensive recruiting coordinator.
- Smith has tutored a secondary which has seen 14 defensive backs taken in the NFL Draft since 2015, tied with LSU for the second-most in the nation, behind only Alabama (18).
- Daequan Hardy (sixth round, Buffalo Bills) and Kalen King (seventh round, Green Bay Packers) were selected in the 2024 NFL Draft, marking the third-straight year PSU had multiple defensive backs drafted.
- Smith was a four-year letterwinner (1988-91) and three-year starter at wide receiver at Penn State. He ranks among PSU's Top 18 all-time in career receiving touchdowns (15; 12th), career receiving yardage (1,825; 15th) and career receptions (108; 18th).
- Sophomore **AJ Harris**, voted All-Big Ten third team in 2024, transferred to Penn State from Georgia. He has 47 tackles, including 25 solo, four tackles for loss, one interception and four pass breakups in his career.
- Harris recorded his first career interception against Illinois.
- Harris notched his first career tackle for loss at USC among three stops.
- Against Washington, he had a tackle for loss and a pass breakup.
- The Alabama native recorded a solo tackle for loss against Minnesota and Oregon, while adding a career-best seven tackles vs. Oregon.
- Redshirt senior **Jalen Kimber**, an All-Big Ten honorable mention honoree by the media, transferred to Penn State from Florida. He has appeared in 38 career games, making 23 starts, owning 63 tackles (45 solo), one fumble recovery, one interception and nine pass breakups in his career.
- Kimber notched three tackles and a pass breakup at WVU.
- He made a career-high six tackles against Oregon.
- According to PFF, Kimber is allowing a 50.0 completion percentage when targeted this season (40 targets).
- Junior **Cam Miller** has totaled 51 tackles, six tackles for loss, four sacks, an interception and six pass breakups in 37 games at PSU.
- He recorded five stops against Bowling Green. He also had a sack against Illinois and a PBU at USC.
- Miller notched a solo tackle for loss on Minnesota's opening drive.
- Redshirt sophomore **Audavion Collins** has played in 18 games at Penn State and recorded his first career interception against Maryland.
- Sophomore **Zion Tracy** has played in 26 games, making 39 tackles, including 32 solo, two tackles for loss, one sack, one interception and one pass breakup.
- Against Ohio State, Tracy intercepted a pass on the opening drive and returned it 31 yards for a touchdown. It was his first career pick.
- He had a solo sack in the first quarter against Maryland.
- Tracy collected a solo tackle for loss against Oregon.
- Sophomore **Elliot Washington II** has appeared in 21 games, registering 29 tackles (20 solo), 1.5 tackle for loss, one interception and five pass breakups.
- Washington recorded his first career interception in the fourth quarter against West Virginia.
- The Florida native recorded pass breakups vs. Bowling Green and USC.
- He had a career-best five tackles and a pass breakup at Wisconsin.
- According to PFF, Washington is allowing a 45.8 completion percentage when targeted this season (24 targets).



A.J. Harris

KOBE KING



KING STATS

CAREER TACKLES

175

King owns 175 career tackles.

CAREER SOLO TACKLES

99

Ninety-nine of King's 175 career tackles are solo stops.

CAREER TFL

18.5

King has notched 18.5 career tackles for loss.

CAREER SACKS

4.5

King has tallied 4.5 career sacks.

FORCED RECOVERIES

2

King has two fumble recoveries as a Nittany Lion.

PASS BREAKUPS

4

King has four pass breakups as a Nittany Lion.

LINEBACKERS NOTES

- Redshirt junior **Kobe King**, voted All-Big Ten second team by the coaches and media in 2024, leads the linebacker unit. He has played in 41 games and started 22 at Penn State. He was voted a captain for the 2024 season.
- King was named to the Butkus Award watch list in the preseason.
- He owns 175 tackles (99 solo), 18.5 tackles for loss, 4.5 sacks, two fumble recoveries and four pass breakups as a Nittany Lion.
- He has two career games with 10+ tackles and two games with 2+ tackles for loss.
- The Detroit native notched seven tackles (4 solo) against Illinois. He tallied 1.5 tackles for loss and a solo sack.
- King had five tackles and a half-tackle for loss vs. UCLA.
- He collected a team-high seven tackles (5 solo) and one tackle for loss at USC.
- King notched seven tackles and a solo sack vs. Ohio State and matched that performance against Washington.
- He tallied nine tackles, including 1.5 for loss, at Minnesota. He had a solo tackle for loss in the second quarter.
- King matched his career high with 10 tackles and had a solo tackle for loss against Oregon.
- Redshirt junior **Dominic DeLuca** has appeared in 41 career games. He joined the team as a run-on in Spring 2021 and earned a scholarship at the conclusion of the 2022 season.
- DeLuca has tallied 86 tackles (50 solo), nine tackles for loss, two sacks, two forced fumbles, three interceptions, four pass breakups and two blocked punts in his career.
- He tallied 1.5 tackles for loss against Ohio State.
- DeLuca picked off a pass in the second quarter and returned it 32 yards at Minnesota.
- Sophomore **Tony Rojas**, voted All-Big Ten honorable mention by the coaches, has made 13 career starts and has appeared in all 26 games in his first two years in Happy Valley.
- As a Nittany Lion, he has tallied 68 tackles (35 solo), 8.5 tackles for loss, a sack, a forced fumble, three interceptions and two pass breakups.
- Rojas notched 1.5 tackles for loss at WVU, tying his career high. He finished the game with five tackles (2 solo) in his first career start.
- The sophomore made his second career interception in the fourth quarter against Bowling Green, while notching five tackles and a pass breakup.
- Against Illinois, he collected four tackles, including a career high-tying 1.5 tackles for loss, and a half-sack.
- Rojas tallied a career-best eight tackles (5 solo), including six stops in the first half, and a solo tackle for loss vs. UCLA.
- He collected his first career sack at Minnesota among six tackles.
- Rojas intercepted a pass in the second quarter vs. Maryland.
- Senior **Tyler Elsdon** has played in 53 career games, owning 95 tackles (58 solo), four tackles for loss, one sack, two fumble recoveries and five pass breakups.
- Elsdon made four stops against the Mountaineers and recorded five tackles against UCLA.
- Redshirt freshman **Ta'Mere Robinson** contributed a solo tackle for loss against Kent State and assisted on a tackle for loss vs. Washington.



Tony Rojas

SAFETIES NOTES

- Co-Defensive coordinator/safeties coach **Anthony PoinDEXter** is in his fourth season on the Nittany Lion coaching staff.
- PoinDEXter has 20 years of collegiate coaching experience, including seven as a defensive or co-defensive coordinator.
- As a player, PoinDEXter, a two-time consensus All-American at Virginia and was chosen as the 1998 ACC Defensive Player of the Year.
- PoinDEXter was inducted into the College Football Hall of Fame in 2020.
- Senior **Jaylen Reed**, an All-Big Ten second team selection in 2024, has played in 47 contests and started 26 games. He has tallied 162 tackles (102 solo), 10.5 tackles for loss, 2.5 sacks, one forced fumble, one fumble recovery, five interceptions (one touchdown) and seven pass breakups at PSU.
- Reed was a Midseason All-American selection by the Associated Press (2nd team) and the Reese's Senior Bowl.
- At WVU, Reed collected nine tackles (3 solo), a solo tackle for loss, his first career fumble recovery and two pass breakups.
- He made a career-high 10 tackles (4 solo) against BGSU.
- He recorded a strip-sack in the third quarter against UCLA, notching his first career forced fumble.
- Reed picked off a pass in the fourth quarter on a potential game-winning drive by USC.
- At Wisconsin, Reed intercepted a pass and returned it 19 yards for a touchdown in the third quarter. It was his first career interception return for a touchdown.
- He added five tackles, including a half-tackle for loss, at Wisconsin and tallied six tackles and a half-tackle for loss vs. OSU.
- Reed picked off a pass in the second quarter against Washington and had a team-high seven tackles (5 solo).
- He tied a career high with 10 tackles at Minnesota and had five tackles (4 solo) against Maryland.
- Redshirt junior **Zakee Wheatley**, voted All-Big Ten honorable mention by the media, has played in 53 career games, making 13 starts, collecting 123 tackles (80 solo), two tackles for loss, three interceptions, two forced fumbles, a fumble recovery, and four pass breakups.
- He tallied four tackles (3 solo) and a half-tackle for loss at WVU, his first career start.
- Wheatley picked off a pass in the fourth quarter against BGSU.
- He made seven stops (3 solo) and added a solo tackle for loss against UCLA.
- The Maryland native recorded a career-high 10 tackles (8 solo) at Wisconsin.
- He notched nine tackles (8 solo), a forced fumble and a pass breakup vs. OSU.
- He collected his first career fumble recovery at Minnesota.
- Wheatley made nine tackles (4 solo) vs. Oregon.
- Junior **Kevin Winston Jr.** has played in 27 games as a Nittany Lion and was voted a captain for the 2024 season. He has 90 tackles (53 solo), 3.5 tackles for loss, one forced fumble, two fumble recoveries, one interception and five pass breakups.
- Against WVU, Winston tied a career high with 12 tackles (7 solo) and earned his third career game with 10+ tackles.
- The junior registered his first career forced fumble in the first quarter and added a solo tackle for loss.
- Freshman **Dejuan Lane** tallied his first career interception in the fourth quarter against Maryland, returning it 54 yards.



Zakee Wheatley

JAYLEN REED



REED STATS

CAREER TACKLES

162

Reed has recorded 162 tackles as a Nittany Lion, including 79 stops in 2024.

CAREER SOLO TACKLES

102

102 of Reed's 162 tackles are solo stops.

CAREER TACKLES FOR LOSS

10.5

Reed has collected 10.5 tackles for loss in his career.

CAREER FUMBLE RECOVERIES

1

Reed recorded one career fumble recovery.

CAREER INTERCEPTIONS

5

Reed has registered five interceptions in his PSU career, including a 19-yard pick-six at Wisconsin and three interceptions in 2024.

LETTERMEN MAKING THEIR RETURN

- Sixteen members of the Penn State coaching staff, support staff and athletic department played at Penn State.
- Associate head coach/cornerbacks coach **Terry M. Smith** was a three-year starter at wide receiver from 1989-91.
- Co-offensive coordinator and tight ends coach **Ty Howle** was a four-year letterwinner on the Penn State offensive line from 2009-13. He played in 47 career games, making 13 starts.
- Defensive line coach **Deion Barnes** made 31 starts as a Nittany Lion from 2012-14. In 2014, Barnes tallied 12.5 tackles for loss and six sacks. He led PSU with 10 tackles for loss and six sacks in 2012 to earn consensus freshman All-American honors.
- Defensive graduate assistant **Torrence Brown** was a three-year letterman on the defensive line for the Nittany Lions (2015-17). He appeared in 30 career games, making seven starts.
- Defensive graduate assistant **Jordan Lucas** was a reliable member of the defensive backfield during his Penn State career, appearing in 46 games (2012-15).
- Defensive analyst **Dan Connor** was a two-time first-team All-America linebacker for Penn State in 2006 and 2007, the 14th Nittany Lion to be named a two-time first-team All-American. He finished his career as Penn State's all-time leader with 419 tackles.
- Director of performance science **Andrew Nelson** was a four-year letterwinner on the offensive line for Penn State (2014-17) and appeared in 33 games, making 28 starts.
- Assistant director of performance enhancement **Tyrone Smith** was a defensive tackle for Penn State and lettered during the 2014 season.
- Director of life skills **Jordan Hill** lettered at Penn State from 2009-12 and finished his Penn State career with 171 total tackles, including 9.5 sacks. He posted a 64-tackle, 4.5-sack season his senior year and was named first-team All-Big Ten for his efforts in 2012.
- Recruiting coordinator **Alan Zemaitis** was a three-time All-Big Ten selection for the blue and white from 2002-05. Zemaitis sits tied fifth all-time at Penn State with 12 career interceptions. He also holds fifth all-time at Penn State with 46 passes defended. Zemaitis helped the Nittany Lions to a Big Ten Championship in 2005.
- Director of Football Academic Services **Todd Kulka** lettered as a linebacker and graduated in 1995. He helped Penn State to a 9-3 record and an Outback Bowl victory in 1995.
- Director of the Football Letterman's Club **Wally Richardson** was a four-year letterman as a quarterback in 1992 and 1994-96. Richardson ranks 12th all-time at Penn State with 4,419 career passing yards. He also sits eighth all-time with 378 completions and 12th all-time with 27 touchdown passes.
- Assistant athletic director for the brand academy **Omar Easy** lettered for the Nittany Lions from 1999 to 2001 and spent time in the NFL with the Kansas City Chiefs and Oakland Raiders.
- Associate director of development **Michael Mauti** was a four-year letterwinner for the Nittany Lions and the Big Ten Linebacker of the Year and a first-team All-American in 2012.
- Assistant AD for Premium Seating **Bobby White** was Co-Captain of the 1986 National Championship Penn State Football team.
- Assistant director of high performance **Dan Vasey** was a defensive end with the Nittany Lions (2017-21).

SPECIAL TEAMS NOTES

- **Justin Lustig** is in his first season as Penn State's special teams coordinator/outside linebackers/nickels coach.
- Lustig served the last three seasons at Vanderbilt. In 2023, Vanderbilt was one of 20 programs in the country to block multiple punts and finished 11th nationally in net punting.
- According to Coaches By The Numbers, since 2019, Penn State's kick return defense ranks sixth in the nation in percentage of kickoffs returned inside the 25 (71.6; 3rd in B1G), sixth in the nation in percentage of kickoffs returned (19.2; 1st), sixth in the nation in touchback percentage (70.2; 1st) and 12th in average opponent field position (25.3; 5th).
- Since 2019, Penn State's punt return defense is ranked eighth in the country in punts inside the 10 (16.0 percent; 5th in B1G), seventh in punts inside the 20 (41.5; 4th) and seventh in net punting (41.4; 3rd).
- Since 2017, Penn State has scored nine special teams touchdowns (four kick return, five punt return), ranking second in the Big Ten, and is one of two FBS schools that has not allowed a special teams touchdown since the start of the 2019 season (74-straight games).
- Redshirt freshman K **Ryan Barker**, tabbed All-Big Ten honorable mention in 2024, converted a 25-yard field goal, a 40-yard field goal and three extra-point attempts vs. UCLA.
- Barker converted four field goals at USC, knocking in kicks of 34, 33, 20 and 36 yards. The 36-yarder was a game-winner in overtime and he was named Big Ten Freshman of the Week.
- Against USC, Penn State won on a game-winning field goal for the first time since August 30, 2014 against UCF when Sam Ficken hit a 36-yarder.
- Barker became the first Nittany Lion to hit four field goals in a game since Tyler Davis at Rutgers in 2016.
- He converted all four extra-point attempts at Wisconsin and all seven at Purdue.
- Barker knocked in field goals of 29 and 44 yards against Ohio State.
- He converted field goals of 45 and 32 yards at Minnesota.
- Barker hit a career-long 49-yard field goal vs. Maryland and converted all six extra-point attempts.
- He is 12-of-15 on field goals and 36-of-37 on PATs this season.
- Junior P **Riley Thompson** has placed 57 career punts inside the 20 and 19 punts inside the 10, while blasting 33 punts of 50+ yards in his career.
- His 44.51 punt average at PSU is second all-time.
- Thompson averaged 44.0 yards per punt on four boots against WVU. He landed a 46-yard punt at the WVU 11 in the third quarter.
- Against Bowling Green, Thompson blasted a 56-yard punt and landed two punts inside the 20. He was named Ray Guy Award Punter of the Week following the BGSU game.
- Thompson hit a 48-yard punt to the Illinois 10 in the second quarter and landed two punts inside the 20 at USC.
- He averaged 43.8 yards per punt on five punts at Wisconsin, blasting a 51-yard punt and placing two kicks inside the 20.
- Thompson averaged 42.8 yards on four punts, including a 50-yard punt and one inside the 20, against Ohio State.
- He landed two punts inside the 20, one inside the 10, at Purdue and landed a punt at the Maryland 7.
- Thompson blasted a 49-yard punt to the Oregon 9.
- KR **Nicholas Singleton**, selected All-Big Ten honorable mention in 2023 and 2024, has one career kick return touchdown and had a 66-yard kick return vs. Maryland.
- Sophomore PR **Zion Tracy** is averaging 5.8 yards per punt return.
- TE **Luke Reynolds** had a 32-yard run on a fake punt at Minnesota.
- Redshirt junior SN **Tyler Duzansky**, voted All-Big Ten third team by the media in 2024, has appeared in 33 career games.
- Redshirt junior P **Gabriel Nwosu** has landed 51 touchbacks on kickoffs this season.
- LB **Dominic DeLuca** was voted as a captain for the second-straight year and was awarded No. 0 as the team's special teams leader.

RILEY THOMPSON



THOMPSON STATS

PUNT AVERAGE

44.9

Thompson has a 44.9 career punt average, totaling 6,642 yards on 148 punts.

INSIDE THE 20

57

Thompson has dropped 57 career punts inside the 20.

INSIDE THE 10

19

Thompson has landed 19 career punts inside the 10.

50+ YARD PUNTS

33

Thompson has blasted 33 punts of 50+ yards in his career.

30 2024 PENN STATE FOOTBALL

NUMERICAL ROSTER (0-47)

NO.	NAME	POS.	EL.	HT.	WT.	HIGH SCHOOL/COACH	HOMETOWN
0	DeLuca, Dominic **	LB	R-Jr.	6-1	230	Wyoming Area/Randy Spencer	West Pittston, Pa.
1	Reed, Jaylen ***	S	Sr.	6-0	212	Martin Luther King Jr./Tyrone Spencer	Detroit, Mich.
2	Clifford, Liam **	WR	R-Jr.	6-1	208	St. Xavier/Steve Specht	Maineville, Ohio
2	Winston Jr., Kevin **	S	Jr.	6-2	208	DeMatha Catholic/Bill McGregor	Columbia, Md.
3	Fleming, Julian	WR	Sr.	6-2	208	Southern Columba/Jim Roth/Ohio State	Catawissa, Pa.
3	Kimber, Jalen	CB	R-Sr.	6-0	184	Mansfield Timberview/James Brown/Florida/Georgia	Merrillville, Ind.
4	Denmark, Tyseer	WR	Fr.	5-10	187	Imhotep Charter/Devon Johnson	Philadelphia, Pa.
4	Harris, A.J.	CB	So.	6-1	193	Central/Patrick Nix/Georgia	Phenix City, Ala.
5	Evans, Omari **	WR	Jr.	6-0	188	Shoemaker/Toby Foreman	Killeen, Texas
5	Miller, Cam **	CB	Jr.	6-0	184	Trinity Christian Academy/Verlon Dorminey	Fernandina Beach, Fla.
6	Wallace III, Harrison **	WR	R-Jr.	6-1	198	Pike Road/Patrick Browning	Montgomery, Ala.
6	Wheatley, Zakee **	S	R-Jr.	6-2	200	Archbishop Spalding/Kyle Schmitt	Crofton, Md.
7	Saunders, Kaden *	WR	R-So.	5-10	182	Westerville South/Matthew Christ	Columbus, Ohio
7	Tracy, Zion *	CB	So.	5-11	181	St. Thomas More (Conn.)/Ernest Anderson	Hempstead, N.Y.
8	Nelson, DaKaari	LB	R-Fr.	6-3	222	Selma/Willie Gandy	Livingston, Ala.
9	Washington II, Elliot *	CB	So.	5-11	194	Venice/John Peacock	Venice, Fla.
10	Lane, DeJuan	S	Fr.	6-2	211	Gilman School/Scott Van Zile	Jessup, Md.
10	Singleton, Nicholas **	RB	Jr.	6-0	226	Governor Mifflin/Jeff Lang	Shillington, Pa.
11	Carter, Abdul **	DE	Jr.	6-3	252	La Salle College High School/John Steinmetz	Philadelphia, Pa.
11	Johnson, Tyler	WR	R-So.	6-0	188	Magna Vista/Joe Favero	Martinsville, Va.
12	Ivey, Anthony	WR	R-So.	5-11	187	Manheim Township/Mark Evans	Lancaster, Pa.
12	Mitchell, Jon	CB	Fr.	5-11	195	Mandarin/Toby Bullock	Jacksonville, Fla.
13	Allen, Kaytron **	RB	Jr.	5-11	220	IMG Academy (Fla.)/Pepper Johnson	Norfolk, Va.
13	Rojas, Tony *	LB	So.	6-2	236	Fairfax/Trey Taylor	Fairfax, Va.
14	Mills, Tyrece	S	R-Sr.	6-1	203	Northeast/Troy Gore/Lackawanna College	Philadelphia, Pa.
14	Smolik, Jaxon	QB	R-Fr.	6-1	201	Dowling Catholic/Tom Wilson	Van Meter, Iowa
15	Allar, Drew **	QB	Jr.	6-5	235	Medina/Larry Laird	Medina, Ohio
15	Vanover, Amin **	DE	Sr.	6-4	258	St. Joseph's/Augie Hoffman	Newark, N.J.
16	Dinkins, Khalil *	TE	R-Jr.	6-4	252	North Allegheny/Art Walker	Wexford, Pa.
17	Grunkemeyer, Ethan	QB	Fr.	6-2	203	Olentangy/Wade Bartholomew	Lewis Center, Ohio
17	Woseley Jr., Kenny	CB	Fr.	5-10	176	Imhotep Charter/Devon Johnson	Philadelphia, Pa.
18	Granville, Max	DE	Fr.	6-3	229	Fort Bend Christian Academy/Jordan Black	Sugar Land, Texas
18	Schlaffer, Joey	TE	R-Fr.	6-5	240	Exeter Township/Matt Bauer	Reading, Pa.
19	Brown, Josiah	WR	Fr.	5-11	176	Malverne/Kito Lockwood	Malverne, N.Y.
19	Lambert, Jack	QB	R-Fr.	6-3	208	Topsail/Jack Teachey	Hampstead, N.C.
20	Williams, Mylachi	DE	Fr.	6-3	243	Monsignor Bonner & Archbishop Prendergast Catholic/Jack Muldoon	Philadelphia, Pa.
21	Toure, Vaboue	S	Fr.	6-1	212	Irvington/Smoke Pierre	Pleasantville, N.J.
23	Belgrave-Shorter, Antoine	CB	Fr.	6-0	195	Mandarin/Toby Bullock	Jacksonville, Fla.
24	Robinson, Ta'Mere	LB	R-Fr.	6-3	223	Brashear/Andrew Moore	Pittsburgh, Pa.
24	Smith, Corey	RB	Fr.	5-10	189	Catholic Memorial/Bill Young	Milwaukee, Wis.
25	Martin Jr., Quinton	RB	Fr.	6-1	205	Belle Vernon/Matt Humbert	Belle Vernon, Pa.
26	Wallace, Cam	RB	R-Fr.	5-9	200	Montgomery County/Don Vandygriff	Mount Vernon, Ga.
27	Payne Jr., Lamont	S	R-Fr.	6-0	192	Chartiers Valley/Aaron Fitzpatrick	Carnegie, Pa.
28	Durant, Zane **	DT	Jr.	6-1	288	Lake Nona/Anthony Paradiso	Lake Nona, Fla.
28	Kiesewetter, Karson	S	R-Fr.	5-10	198	Bishop Guilfoyle/Justin Wheeler	Altoona, Pa.
29	Collins, Audavion	CB	R-So.	5-11	180	Newton/Camiel Grant/Mississippi State	Covington, Ga.
30	Davis, Amiel	RB	R-Jr.	6-0	214	Eastern Regional/John Doherty/Marist College	Voorhees, N.J.
30	Jackson, Kari	LB	Fr.	6-1	238	West Bloomfield/Zach Hilbers	West Bloomfield, Mich.
31	Cunningham, Logan	WR	R-So.	5-8	189	Belle Vernon/Matt Humbert/Marietta College	Belle Vernon, Pa.
31	Dinkins, Kolin *	S	R-So.	6-2	203	North Allegheny/Art Walker	Wexford, Pa.
32	Wylie, Keon *	LB	R-So.	6-2	225	Imhotep Charter/Devon Johnson	Philadelphia, Pa.
33	Dennis-Sutton, Dani **	DE	Jr.	6-5	266	McDonogh School (Md.)/Hakeem Sule	Millsboro, Del.
34	Holzworth, Tyler	RB	R-Jr.	6-0	219	Delaware Valley Regional/Keith Olssonmer/Delaware Valley	Milford, N.J.
35	Armstead, Tyler	CB	Fr.	6-1	167	Canon-McMillan/Mike Evans	Canonsburg, Pa.
35	Sokach-Minnick, Blaise	LS	R-So.	6-3	220	Wyoming Area/Randy Spencer	West Pittston, Pa.
36	Fisher, Zuriah **	DE	R-Sr.	6-3	258	Aliquippa/ Mike Warfield	Aliquippa, Pa.
37	Dee, Beckham	LB	Fr.	6-1	229	Mount Lebanon/Mike Collodi	Pittsburgh, Pa.
38	Yates, Winston	LB	R-Fr.	6-2	226	Paul VI/Steve Scuderi	Moorestown, N.J.
39	Blanding, Ty	DT	R-Fr.	6-1	292	Christ the King/Jason Brown	Bronx, N.Y.
39	Green, Jashaun	S	R-So.	6-1	186	State College Area/Matt Lintal	State College, Pa.
40	Specia, Anthony	LB	Fr.	6-1	226	Pittsburgh Central Catholic/Ryan Lehmeier	Bridgeville, Pa.
41	King, Kobe **	LB	R-Jr.	6-1	248	Cass Tech/Thomas Wilcher	Detroit, Mich.
42	Robinson, Mason	DE	R-Fr.	6-3	252	McDonogh School/Hakeem Sule	Randallstown, Md.
43	Elsdon, Tyler ***	LB	Sr.	6-2	230	North Schuylkill/Wally Hall	Frackville, Pa.
44	Harvey, Jaylen	DE	Fr.	6-2	250	Quince Orchard/John Kelley	Gaithersburg, Md.
44	Warren, Tyler ***	TE	Sr.	6-6	261	Atlee/Matt Gray	Mechanicsville, Va.
45	Pryts, Jackson	LB	R-So.	6-3	220	Hickory/William Dungee	Hermitage, Pa.
47	Patton, Will	ATH	R-So.	6-4	233	Shenango/James Graham	New Castle, Pa.

NUMERICAL ROSTER (47-99)

NO.	NAME	POS.	EL.	HT.	WT.	HIGH SCHOOL/COACH	HOMETOWN
47	Probst, Aidan	DE	Fr.	6-2	230	McDowell/ Brad Orlando	Erie, Pa.
48	Duzansky, Tyler *	LS	R-Jr.	6-4	216	St. Francis Prep/Bob McMillen	Glen Ellyn, Ill.
49	Chizmar, Ben	LB	R-Jr.	6-0	228	Mars Area/Scott Heinauer	Gibsonia, Pa.
50	Cousins, Cooper	OL	Fr.	6-6	316	McDowell/Brad Orlando	Erie, Pa.
50	Ford Jr., Alonzo	DT	R-Sr.	6-2	319	Varina/Marcus Lewis/Old Dominion	Richmond, Va.
52	Rulli, Dominic *	OL	R-So.	6-3	295	The Taft School (Conn.)/Tyler Whitley	Burlington, Ky.
53	Dawkins, Nick **	OL	R-Sr.	6-4	298	Parkland/Tim Moncman	Allentown, Pa.
54	Gilliam, Xavier	DT	Fr.	6-2	302	Quince Orchard/John Kelley	Montgomery Village, Md.
54	Harvie, Ian	OL	R-So.	6-2	273	Spring-Ford/Chad Brubaker	Royersford, Pa.
55	Onoh, Chimdy	OL	R-Fr.	6-5	320	Dundalk/Thomas Abel	Baltimore, Md.
56	Mupoyi, Joseph	DT	R-Fr.	6-5	261	St. Thomas More (Conn.)/Ernest Anderson	Kinshasa, DR of the Congo
56	Nelson, JB **	OL	R-Sr.	6-5	326	Mount Lebanon/Bob Palko/Lackawanna College	Pittsburgh, Pa.
57	Harbour, Donnie	OL	Fr.	6-3	323	Catholic Memorial/Bill Young	Milwaukee, Wis.
58	Artis, Kaleb *	DT	R-So.	6-4	325	St. Francis Prep/Rich Carroll	Westbury, N.Y.
60	Bahn, Logan	OL	Fr.	6-4	300	Ramsey/Adam Baeira	Ramsey, N.J.
61	Horan, Liam	OL	Fr.	6-2	288	Malvern Prep/Dave Gueriera	Malvern, Pa.
63	Birchmeier, Alex	OL	R-Fr.	6-5	300	Broad Run/Myron Curtis	Ashburn, Va.
64	Boyer, Eagan	OL	Fr.	6-8	280	Hough/DeShawn Baker	Cornelius, N.C.
65	Fitzgerald, Jim	OL	R-So.	6-7	317	Archbishop Spalding/Kyle Schmitt	Severna Park, Md.
66	Shelton, Drew **	OL	Jr.	6-5	307	Downingtown West/Mike Milano	Downingtown, Pa.
67	Boehme, Henry	OL	R-Fr.	6-5	282	Mountain Brook/Chris Yeager	Birmingham, Ala.
68	Donkoh, Anthony *	OL	R-Fr.	6-5	330	Lightridge/Bobby Eavenson	Aldie, Va.
70	Sexton, Garrett	OL	Fr.	6-6	290	Arrowhead Union/Matt Harris	Hartland, Wis.
71	Ioane, Olaiavavega *	OL	R-So.	6-4	348	Graham-Kapowsin/Eric Kurle	Graham, Wash.
72	Rucci, Nolan	OL	R-Jr.	6-8	308	Warwick/Bob Locker/Wisconsin	Lititz, Pa.
73	Brewer, Caleb	OL	Fr.	6-4	288	Wyomissing/Bob Wolfram	Reading, Pa.
74	Williams, J'ven	OL	R-Fr.	6-5	310	Wyomissing/Bob Wolfrum	Reading, Pa.
75	Detisch, Matt	OL	R-So.	6-6	280	Mars Area/Scott Heinauer	Mars, Pa.
76	Carlan, Mason	OL	Sr.	6-2	298	North Little Rock/Jamie Mitchell/Air Force	North Little Rock, Ark.
77	Wormley, Sal **	OL	R-Sr.+	6-3	327	Smyrna (Del.)/Mike Judy	Newark, N.J.
79	Penn, Addison	OL	R-Sr.	6-2	290	Carroll/Riley Dodge/Duke	Southlake, Texas
80	Flowers, Mehki	WR	R-So.	6-0	194	Central Dauphin East/Lance Dean	Harrisburg, Pa.
81	Nastasi, Donte	WR	R-Fr.	5-10	160	State College Area/Matt Lintal	State College, Pa.
82	Black, Ethan	WR	R-Fr.	5-9	177	Conemaugh Township/Tony Penna	Davidsville, Pa.
83	Spencer, Jake	WR	R-Sr.	5-10	220	Haverford School/Michael Murphy/Colgate	Gladwyne, Pa.
84	Gonzalez, Peter	WR	Fr.	6-2	206	Pittsburgh Central Catholic/Ryan Lehmeier	Mars, Pa.
85	Reynolds, Luke	TE	Fr.	6-4	248	Cheshire Academy (Conn.)/Bill Mella	Westford, Mass.
86	Enterline, Aaron	WR	Fr.	6-2	185	Manheim Central/Dave Hahn	Manheim, Pa.
87	Rappleyea, Andrew	TE	R-Fr.	6-4	250	Milton Academy (Mass.)/Kevin MacDonald	Millbrook, N.Y.
88	Siafa, Sam	DT	R-So.	6-4	292	Downingtown West/Mike Milano	Downingtown, Pa.
89	Furmanek, Finn	TE	R-Fr.	6-3	242	State College Area/Matt Lintal	State College, Pa.
90	Andrews, Liam	DT	Fr.	6-4	275	Dexter School/Casey Day	Brookline, Mass.
91	J-Thomas, Dvon ***	DT	R-Sr.+	6-1	305	McDonogh School/Hakeem Sule	Burtonsville, Md.
91	Meyer, Chase	K	Jr.	5-10	181	Mater Dei/Bruce Rollinson/Tulsa/Penn	Los Angeles, Calif.
92	Dufault, Andrew	LS	Fr.	6-1	238	Xaverian Brothers/Al Fornaro	Westwood, Mass.
92	Vilbert, Smith *	DE	R-Sr.+	6-6	282	St Joseph's Regional (N.J.)/Augie Hoffman	Monsey, N.Y.
93	Mears, Bobby	DE	R-Fr.	6-4	250	Malvern Prep/Dave Gueriera	West Chester, Pa.
93	Sahaydak, Sander	K	R-Jr.	6-0	185	Liberty/John Truby	Bethlehem, Pa.
94	Barker, Ryan	K	R-Fr.	6-2	192	Kennett/Lance Fraizer	Landenberg, Pa.
94	Cook, De'Andre	DT	Fr.	6-4	282	Friendship Collegiate Academy/Michael Hunter	Washington, D.C.
95	Mayer, Jordan	DE	R-Fr.	6-4	242	Thomas Jefferson/Kevin Culjat/Wisconsin	Jefferson Hills, Pa.
95	Thompson, Riley *	P	Jr.	6-1	224	Haileybury/-/Deakin/Florida Atlantic	Melbourne, Australia
96	Groh, Mitchell	P	R-Jr.	6-1	195	Dallastown Area/Ron Miller	Dallastown, Pa.
99	Izzard, Coziah ***	DT	Sr.	6-3	305	DeMatha Catholic/Bill McGregor	Columbia, Md.
99	Nwosu, Gabriel *	P	R-Jr.	6-6	285	The Bullis School/Patrick Cilento	Derwood, Md.

* - Letters won

As of December 16, 2024

Note: As a result of eligibility not counting for the 2020 season, extra years of eligibility are marked on the back end of student-athletes' career (a "+" symbol will be added on the end of "Sr." to indicate the extra year of eligibility being used).

32 2024 PENN STATE FOOTBALL

ALPHABETICAL ROSTER (A-L)

NO.	NAME	POS.	EL.	HT.	WT.	HIGH SCHOOL/COACH	HOMETOWN
15	Allar, Drew **	QB	Jr.	6-5	235	Medina/Larry Laird	Medina, Ohio
13	Allen, Kaytron **	RB	Jr.	5-11	220	IMG Academy (Fla.)/Pepper Johnson	Norfolk, Va.
90	Andrews, Liam	DT	Fr.	6-4	275	Dexter School/Casey Day	Brookline, Mass.
35	Armstead, Tyler	CB	Fr.	6-1	167	Canon-McMillan/Mike Evans	Canonsburg, Pa.
58	Artis, Kaleb *	DT	R-So.	6-4	325	St. Francis Prep/Rich Carroll	Westbury, N.Y.
60	Bahn, Logan	OL	Fr.	6-4	300	Ramsey/Adam Baeira	Ramsey, N.J.
94	Barker, Ryan	K	R-Fr.	6-2	192	Kennett/Lance Fraizer	Landenberg, Pa.
23	Belgrave-Shorter, Antoine	CB	Fr.	6-0	195	Mandarin/Toby Bullock	Jacksonville, Fla.
63	Birchmeier, Alex	OL	R-Fr.	6-5	300	Broad Run/Myron Curtis	Ashburn, Va.
82	Black, Ethan	WR	R-Fr.	5-9	177	Conemaugh Township/Tony Penna	Davidsville, Pa.
39	Blanding, Ty	DT	R-Fr.	6-1	292	Christ the King/Jason Brown	Bronx, N.Y.
67	Boehme, Henry	OL	R-Fr.	6-5	282	Mountain Brook/Chris Yeager	Birmingham, Ala.
64	Boyer, Eagan	OL	Fr.	6-8	280	Hough/DeShawn Baker	Cornelius, N.C.
73	Brewer, Caleb	OL	Fr.	6-4	288	Wyomissing/Bob Wolfram	Reading, Pa.
19	Brown, Josiah	WR	Fr.	5-11	176	Malverne/Kito Lockwood	Malverne, N.Y.
76	Carlan, Mason	OL	Sr.	6-2	298	North Little Rock/Jamie Mitchell/Air Force	North Little Rock, Ark.
11	Carter, Abdul **	DE	Jr.	6-3	252	La Salle College High School/John Steinmetz	Philadelphia, Pa.
49	Chizmar, Ben	LB	R-Jr.	6-0	228	Mars Area/Scott Heinauer	Gibsonia, Pa.
2	Clifford, Liam **	WR	R-Jr.	6-1	208	St. Xavier/Steve Specht	Maineville, Ohio
29	Collins, Audavion	CB	R-So.	5-11	180	Newton/Camiel Grant/Mississippi State	Covington, Ga.
94	Cook, De'Andre	DT	Fr.	6-4	282	Friendship Collegiate Academy/Michael Hunter	Washington, D.C.
50	Cousins, Cooper	OL	Fr.	6-6	316	McDowell/Brad Orlando	Erie, Pa.
31	Cunningham, Logan	WR	R-So.	5-8	189	Belle Vernon/Matt Humbert/Marietta College	Belle Vernon, Pa.
30	Davis, Amiel	RB	R-Jr.	6-0	214	Eastern Regional/John Doherty/Marist College	Voorhees, N.J.
53	Dawkins, Nick **	OL	R-Sr.	6-4	298	Parkland/Tim Moncman	Allentown, Pa.
37	Dee, Beckham	LB	Fr.	6-1	229	Mount Lebanon/Mike Collodi	Pittsburgh, Pa.
0	DeLuca, Dominic **	LB	R-Jr.	6-1	230	Wyoming Area/Randy Spencer	West Pittston, Pa.
4	Denmark, Tyseer	WR	Fr.	5-10	187	Imhotep Charter/Devon Johnson	Philadelphia, Pa.
33	Dennis-Sutton, Dani **	DE	Jr.	6-5	266	McDonogh School (Md.)/Hakeem Sule	Millsboro, Del.
75	Detisch, Matt	OL	R-So.	6-6	280	Mars Area/Scott Heinauer	Mars, Pa.
16	Dinkins, Khalil *	TE	R-Jr.	6-4	252	North Allegheny/Art Walker	Wexford, Pa.
31	Dinkins, Kolin *	S	R-So.	6-2	203	North Allegheny/Art Walker	Wexford, Pa.
68	Donkoh, Anthony *	OL	R-Fr.	6-5	330	Lightridge/Bobby Eavenson	Aldie, Va.
92	Dufault, Andrew	LS	Fr.	6-1	238	Xaverian Brothers/Al Fornaro	Westwood, Mass.
28	Durant, Zane **	DT	Jr.	6-1	288	Lake Nona/Anthony Paradiso	Lake Nona, Fla.
48	Duzansky, Tyler *	LS	R-Jr.	6-4	216	St. Francis Prep/Bob McMillen	Glen Ellyn, Ill.
43	Eldson, Tyler ***	LB	Sr.	6-2	230	North Schuylkill/Wally Hall	Frackville, Pa.
86	Enterline, Aaron	WR	Fr.	6-2	185	Manheim Central/Dave Hahn	Manheim, Pa.
5	Evans, Omari **	WR	Jr.	6-0	188	Shoemaker/Toby Foreman	Killeen, Texas
36	Fisher, Zuriah **	DE	R-Sr.	6-3	258	Aliquippa/ Mike Warfield	Aliquippa, Pa.
65	Fitzgerald, Jim	OL	R-So.	6-7	317	Archbishop Spalding/Kyle Schmitt	Severna Park, Md.
3	Fleming, Julian	WR	Sr.	6-2	208	Southern Columba/Jim Roth/Ohio State	Catawissa, Pa.
80	Flowers, Mehki	WR	R-So.	6-0	194	Central Dauphin East/Lance Dean	Harrisburg, Pa.
50	Ford Jr., Alonzo	DT	R-Sr.	6-2	319	Varina/Marcus Lewis/Old Dominion	Richmond, Va.
89	Furmanek, Finn	TE	R-Fr.	6-3	242	State College Area/Matt Lintal	State College, Pa.
54	Gilliam, Xavier	DT	Fr.	6-2	302	Quince Orchard/John Kelley	Montgomery Village, Md.
84	Gonzalez, Peter	WR	Fr.	6-2	206	Pittsburgh Central Catholic/Ryan Lehmeier	Mars, Pa.
18	Granville, Max	DE	Fr.	6-3	229	Fort Bend Christian Academy/Jordan Black	Sugar Land, Texas
39	Green, Jashaun	S	R-So.	6-1	186	State College Area/Matt Lintal	State College, Pa.
96	Groh, Mitchell	P	R-Jr.	6-1	195	Dallastown Area/Ron Miller	Dallastown, Pa.
17	Grunkemeyer, Ethan	QB	Fr.	6-2	203	Olentangy/Wade Bartholomew	Lewis Center, Ohio
57	Harbour, Donnie	OL	Fr.	6-3	323	Catholic Memorial/Bill Young	Milwaukee, Wis.
4	Harris, A.J.	CB	So.	6-1	193	Central/Patrick Nix/Georgia	Phenix City, Ala.
44	Harvey, Jaylen	DE	Fr.	6-2	250	Quince Orchard/John Kelley	Gaithersburg, Md.
54	Harvie, Ian	OL	R-So.	6-2	273	Spring-Ford/Chad Brubaker	Royersford, Pa.
34	Holzworth, Tyler	RB	R-Jr.	6-0	219	Delaware Valley Regional/Keith Olsommer/Delaware Valley	Milford, N.J.
61	Horan, Liam	OL	Fr.	6-2	288	Malvern Prep/Dave Gueriera	Malvern, Pa.
71	Ioane, Olaivavega *	OL	R-So.	6-4	348	Graham-Kapowsin/Eric Kurl	Graham, Wash.
12	Ivey, Anthony	WR	R-So.	5-11	187	Manheim Township/Mark Evans	Lancaster, Pa.
99	Izzard, Coziah ***	DT	Sr.	6-3	305	DeMatha Catholic/Bill McGregor	Columbia, Md.
30	Jackson, Kari	LB	Fr.	6-1	238	West Bloomfield/Zach Hilbers	West Bloomfield, Mich.
11	Johnson, Tyler	WR	R-So.	6-0	188	Magna Vista/Joe Favero	Martinsville, Va.
91	J-Thomas, Dvon ***	DT	R-Sr.+	6-1	305	McDonogh School/Hakeem Sule	Burtonsville, Md.
28	Kiesewetter, Karson	S	R-Fr.	5-10	198	Bishop Guilfoyle/Justin Wheeler	Altoona, Pa.
3	Kimber, Jalen	CB	R-Sr.	6-0	184	Mansfield Timberview/James Brown/Florida/Georgia	Merrillville, Ind.
41	King, Kobe **	LB	R-Jr.	6-1	248	Cass Tech/Thomas Wilcher	Detroit, Mich.
19	Lambert, Jack	QB	R-Fr.	6-3	208	Topsail/Jack Teachey	Hampstead, N.C.
10	Lane, Dejuan	S	Fr.	6-2	211	Gilman School/Scott Van Zile	Jessup, Md.

ALPHABETICAL ROSTER (M-Y)

NO.	NAME	POS.	EL.	HT.	WT.	HIGH SCHOOL/COACH	HOMETOWN
25	Martin Jr., Quinton	RB	Fr.	6-1	205	Belle Vernon/Matt Humbert	Belle Vernon, Pa.
95	Mayer, Jordan	DE	R-Fr.	6-4	242	Thomas Jefferson/Kevin Culjat/Wisconsin	Jefferson Hills, Pa.
93	Mears, Bobby	DE	R-Fr.	6-4	250	Malvern Prep/Dave Gueriera	West Chester, Pa.
91	Meyer, Chase	K	Jr.	5-10	181	Mater Dei/Bruce Rollinson/Tulsa/Penn	Los Angeles, Calif.
5	Miller, Cam **	CB	Jr.	6-0	184	Trinity Christian Academy/Verlon Dorminey	Fernandina Beach, Fla.
14	Mills, Tyrece	S	R-Sr.	6-1	203	Northeast/Troy Gore/Lackawanna College	Philadelphia, Pa.
12	Mitchell, Jon	CB	Fr.	5-11	195	Mandarin/Toby Bullock	Jacksonville, Fla.
56	Mupoyi, Joseph	DT	R-Fr.	6-5	261	St. Thomas More (Conn.)/Ernest Anderson	Kinshasa, DR of the Congo
81	Nastasi, Donte	WR	R-Fr.	5-10	160	State College Area/Matt Lintal	State College, Pa.
8	Nelson, DaKaari	LB	R-Fr.	6-3	222	Selma/Willie Gandy	Livingston, Ala.
56	Nelson, JB **	OL	R-Sr.	6-5	326	Mount Lebanon/Bob Palko/Lackawanna College	Pittsburgh, Pa.
99	Nwosu, Gabriel *	P	R-Jr.	6-6	285	The Bullis School/Patrick Cilento	Derwood, Md.
55	Onoh, Chimdy	OL	R-Fr.	6-5	320	Dundalk/Thomas Abel	Baltimore, Md.
47	Patton, Will	ATH	R-So.	6-4	233	Shenango/James Graham	New Castle, Pa.
27	Payne Jr., Lamont	S	R-Fr.	6-0	192	Chartiers Valley/Aaron Fitzpatrick	Carnegie, Pa.
79	Penn, Addison	OL	R-Sr.	6-2	290	Carroll/Riley Dodge/Duke	Southlake, Texas
47	Probst, Aidan	DE	Fr.	6-2	230	McDowell/Brad Orlando	Erie, Pa.
45	Pryts, Jackson	LB	R-So.	6-3	220	Hickory/William Dungee	Hermitage, Pa.
87	Rappleyea, Andrew	TE	R-Fr.	6-4	250	Milton Academy (Mass.)/Kevin MacDonald	Millbrook, N.Y.
1	Reed, Jaylen ***	S	Sr.	6-0	212	Martin Luther King Jr./Tyrone Spencer	Detroit, Mich.
85	Reynolds, Luke	TE	Fr.	6-4	248	Cheshire Academy (Conn.)/Bill Mella	Westford, Mass.
42	Robinson, Mason	DE	R-Fr.	6-3	252	McDonogh School/Hakeem Sule	Randallstown, Md.
24	Robinson, Ta'Mere	LB	R-Fr.	6-3	223	Brashear/Andrew Moore	Pittsburgh, Pa.
13	Rojas, Tony *	LB	So.	6-2	236	Fairfax/Trey Taylor	Fairfax, Va.
72	Rucci, Nolan	OL	R-Jr.	6-8	308	Warwick/Bob Locker/Wisconsin	Lititz, Pa.
52	Rulli, Dominic *	OL	R-So.	6-3	295	The Taft School (Conn.)/Tyler Whitley	Burlington, Ky.
93	Sahaydak, Sander	K	R-Jr.	6-0	185	Liberty/John Truby	Bethlehem, Pa.
7	Saunders, Kaden *	WR	R-So.	5-10	182	Westerville South/Matthew Christ	Columbus, Ohio
18	Schlaffer, Joey	TE	R-Fr.	6-5	240	Exeter Township/Matt Bauer	Reading, Pa.
70	Sexton, Garrett	OL	Fr.	6-6	290	Arrowhead Union/Matt Harris	Hartland, Wis.
66	Shelton, Drew **	OL	Jr.	6-5	307	Downingtown West/Mike Milano	Downingtown, Pa.
88	Siafa, Sam	DT	R-So.	6-4	292	Downingtown West/Mike Milano	Downingtown, Pa.
10	Singleton, Nicholas **	RB	Jr.	6-0	226	Governor Mifflin/Jeff Lang	Shillington, Pa.
24	Smith, Corey	RB	Fr.	5-10	189	Catholic Memorial/Bill Young	Milwaukee, Wis.
14	Smolik, Jaxon	QB	R-Fr.	6-1	201	Dowling Catholic/Tom Wilson	Van Meter, Iowa
35	Sokach-Minnick, Blaise	LS	R-So.	6-3	220	Wyoming Area/Randy Spencer	West Pittston, Pa.
40	Specia, Anthony	LB	Fr.	6-1	226	Pittsburgh Central Catholic/Ryan Lehmeier	Bridgeton, Pa.
83	Spencer, Jake	WR	R-Sr.	5-10	220	Haverford School/Michael Murphy/Colgate	Gladwyne, Pa.
95	Thompson, Riley *	P	Jr.	6-1	224	Haileybury/-/Deakin/Florida Atlantic	Melbourne, Australia
21	Toure, Vaboue	S	Fr.	6-1	212	Irvington/Smoke Pierre	Pleasantville, N.J.
7	Tracy, Zion *	CB	So.	5-11	181	St. Thomas More (Conn.)/Ernest Anderson	Hempstead, N.Y.
15	Vanover, Amin **	DE	Sr.	6-4	258	St. Joseph's/Augie Hoffman	Newark, N.J.
92	Vilbert, Smith *	DE	R-Sr.+	6-6	282	St Joseph's Regional (N.J.)/Augie Hoffman	Monsey, N.Y.
26	Wallace, Cam	RB	R-Fr.	5-9	200	Montgomery County/Don Vandygriff	Mount Vernon, Ga.
6	Wallace III, Harrison **	WR	R-Jr.	6-1	198	Pike Road/Patrick Browning	Montgomery, Ala.
44	Warren, Tyler ***	TE	Sr.	6-6	261	Atlee/Matt Gray	Mechanicsville, Va.
9	Washington II, Elliot *	CB	So.	5-11	194	Venice/John Peacock	Venice, Fla.
6	Wheatley, Zakee **	S	R-Jr.	6-2	200	Archbishop Spalding/Kyle Schmitt	Crofton, Md.
74	Williams, J'ven	OL	R-Fr.	6-5	310	Wyomissing/Bob Wolfrum	Reading, Pa.
20	Williams, Mylachi	DE	Fr.	6-3	243	Monsignor Bonner & Archbishop Prendergast Catholic/Jack Muldoon	Philadelphia, Pa.
2	Winston Jr., Kevin **	S	Jr.	6-2	208	DeMatha Catholic/Bill McGregor	Columbia, Md.
77	Wormley, Sal **	OL	R-Sr.+	6-3	327	Smyrna (Del.)/Mike Judy	Newark, N.J.
17	Woseley Jr., Kenny	CB	Fr.	5-10	176	Imhotep Charter/Devon Johnson	Philadelphia, Pa.
32	Wylie, Keon *	LB	R-So.	6-2	225	Imhotep Charter/Devon Johnson	Philadelphia, Pa.
38	Yates, Winston	LB	R-Fr.	6-2	226	Paul VI/Steve Scuderi	Moorestown, N.J.

* - Letters won

As of December 16, 2024

Note: As a result of eligibility not counting for the 2020 season, extra years of eligibility are marked on the back end of student-athletes' career (a "+" symbol will be added on the end of "Sr." to indicate the extra year of eligibility being used).

RECORD WATCH

RUSHING

CAREER RUSHING YARDAGE			
1.	3,932	Evan Royster	2007-10
2.	3,843	Saquon Barkley	2015-17
3.	3,398	Curt Warner	1979-82
4.	3,320	Tony Hunt	2003-06
5.	3,301	Blair Thomas	1985-87, 89
6.	3,256	Curtis Enis	1995-97
7.	3,227	D.J. Dozier	1983-86
8.	2,953	Larry Johnson	1999-02
9.	2,934	Lydell Mitchell	1969-71
10.	2,829	Ki-Jana Carter	1992-94
11.	2,818	Matt Suhey	1976-79
12.	2,651	Nicholas Singleton	2022-pres.
13.	2,639	John Cappelletti	1972-73
14.	2,591	Kaytron Allen	2022-pres.
15.	2,518	Eric McCoo	1998-01
16.	2,380	Lenny Moore	1953-55
17.	2,236	Charlie Pittman	1967-69
18.	2,108	Zach Zwinak	2011-14
19.	2,072	Booker Moore	1977-80
20.	2,042	Jon Williams	1980-83
21.	2,002	Franco Harris	1969-71

SEASON RUSHING YARDAGE			
1.	2,087	Larry Johnson	2002
2.	1,567	Lydell Mitchell	1971
3.	1,539	Ki-Jana Carter	1994
4.	1,522	John Cappelletti	1973
5.	1,496	Saquon Barkley	2016
6.	1,414	Blair Thomas	1987
7.	1,386	Tony Hunt	2006
8.	1,363	Curtis Enis	1997
9.	1,341	Blair Thomas	1989
10.	1,329	Rodney Kinlaw	2007
11.	1,274	Miles Sanders	2018
12.	1,271	Saquon Barkley	2017
13.	1,241	Silas Redd	2011
14.	1,236	Evan Royster	2008
15.	1,210	Curtis Enis	1996
16.	1,169	Evan Royster	2009
17.	1,117	John Cappelletti	1972
18.	1,082	Lenny Moore	1954
19.	1,076	Saquon Barkley	2015
20.	1,061	Nicholas Singleton	2022
--	838	Nicholas Singleton	2024
--	822	Kaytron Allen	2024

GAME RUSHING YARDAGE			
1.	327	Larry Johnson at Indiana	2002
2.	279	Larry Johnson vs. Illinois	2002
3.	279	Larry Johnson vs. Michigan State	2002
4.	257	Larry Johnson vs. Northwestern	2002
5.	256	Curt Warner at Syracuse	1981
6.	250	Shorty Miller vs. Carnegie Tech	1913
7.	243	Bob Pollard at Rutgers	1951
8.	241	Curtis Enis vs. USC	1996
9.	239	Bob Campbell vs. Syracuse	1968
10.	238	Curt Warner at Nebraska	1981
11.	227	Ki-Jana Carter vs. Michigan State	1994
12.	225	Matt Suhey vs. Army	1979
13.	220	John Cappelletti vs. NC State	1973
14.	214	Blair Thomas vs. Notre Dame	1987
15.	211	Lydell Mitchell at Iowa	1971
211	211	Curtis Enis vs. Ohio State	1997
211	211	Eric McCoo vs. Ohio State	1999
211	211	Saquon Barkley at Iowa	2017
19.	210	Ki-Jana Carter at Minnesota	1994
20.	209	Lydell Mitchell vs. Maryland	1971
21.	208	Shelly Hammonds at Boston College	1990
22.	207	Saquon Barkley at Purdue	2016
23.	206	Eric McCoo vs. Michigan State	1998
24.	204	John Cappelletti vs. Ohio	1973
25.	202	John Cappelletti at Maryland	1973
202	202	Saquon Barkley vs. Maryland	2016
202	202	Journey Brown vs. Memphis	2019
28.	201	Bill Belton vs. Illinois	2013
29.	200	Miles Sanders at Illinois	2018

LONGEST RUNS

1.	92*	Blair Thomas vs. Syracuse	1986
	92	Bill Belton at Indiana	2014
	92	Saquon Barkley vs. Washington	2017
4.	90	Bill Suter at Navy	1894
5.	87	Bob Campbell vs. Syracuse	1968
	87	Nicholas Singleton vs. Utah	2022
7.	86	Bob Riggall at West Virginia	1964
	85	Journey Brown vs. Pitt	2019
9.	84	Chafie Fields vs. Texas	1996
	84	Larry Johnson vs. Illinois	2002
*non-scoring play			

CAREER RUSHING TOUCHDOWNS			
1.	43	Saquon Barkley	2015-17
2.	38	Lydell Mitchell	1969-71
3.	36	Curtis Enis	1995-97
4.	34	Ki-Jana Carter	1992-94
5.	30	Charlie Pittman	1967-69
	30	Trace McSorley	2015-18
7.	29	John Cappelletti	1972-73
	29	Richie Anderson	1989-92
	29	Evan Royster	2007-10
10.	27	Nicholas Singleton	2022-pres.
11.	26	Matt Suhey	1976-79
	26	Larry Johnson	1999-02
13.	25	D.J. Dozier	1983-86
	25	Tony Hunt	2003-06
15.	24	Franco Harris	1969-71
	24	Curt Warner	1979-82
17.	23	Lenny Moore	1953-55
18.	22	Darryl Clark	2005-09
	22	Kaytron Allen	2022-pres.
20.	21	Blair Thomas	1985-87, 89
	21	Zach Zwinak	2011-14

SEASON RUSHING TOUCHDOWNS			
1.	26	Lydell Mitchell	1971
2.	23	Ki-Jana Carter	1994
3.	20	Larry Johnson	2002
4.	19	Curtis Enis	1997
5.	18	Richie Anderson	1992
	18	Saquon Barkley	2016
	18	Saquon Barkley	2017
8.	17	John Cappelletti	1973
9.	14	Charlie Pittman	1968
10.	13	Bill McCleary	1907
	13	Harry Robb	1917
	13	Curtis Enis	1996
13.	12	John Cappelletti	1972
	12	Evan Royster	2008
	12	Zach Zwinak	2013
	12	Trace McSorley	2018
	12	Journey Brown	2019
	12	Nicholas Singleton	2022
--	7	Nicholas Singleton	2024
--	6	Drew Allar	2024
--	6	Kaytron Allen	2024
--	4	Tyler Warren	2024

CAREER 100-YARD RUSHING GAMES			
1.	18	Curt Warner	1979-82
2.	17	Blair Thomas	1985-87, 89
	17	Ki-Jana Carter	1992-94
	17	Curtis Enis	1995-97
5.	15	Lydell Mitchell	1969-71
	15	Tony Hunt	2003-06
	15	Evan Royster	2007-10
	15	Saquon Barkley	2015-17
9.	13	John Cappelletti	1972-73
10.	12	Lenny Moore	1953-55
--	8	Nicholas Singleton	2022-pres.
--	7	Kaytron Allen	2022-pres.

SEASON 100-YARD RUSHING GAMES			
1.	10	K-Jana Carter	1994
2.	9	Lydell Mitchell	1971
	9	Blair Thomas	1989
4.	8	John Cappelletti	1973
	8	Curtis Enis	1997
	8	Larry Johnson	2002
	8	Tony Hunt	2006
8.	7	Lenny Moore	1954
	7	Curt Warner	1981
	7	Blair Thomas	1987
	7	Ki-Jana Carter	1993
--	3	Kaytron Allen	2024
--	3	Nicholas Singleton	2024

GAME RUSHING YARDS BY A QUARTERBACK			
1.	250	Eugene "Shorty" Miller	Carnegie Tech, 1913
2.	175	Trace McSorley	Ohio State, 2018
3.	156	Chuck Peters	Syracuse, 1938
4.	138	Zack Mills	Ohio State, 2001
5.	125	Michael Robinson	Wisconsin, 2005
6.	122	Steve Rollins	Syracuse, 1938
7.	119	Sean Clifford	Indiana, 2020
8.	113	Tony Sacca	Pittsburgh, 1990
	113	Tommy Stevens	Maryland, 2017
10.	112	Michael Robinson	Minnesota, 2005

CAREER RUSHING YARDS BY A QUARTERBACK			
1.	1,697	Trace McSorley	2015-18
2.	1,637	Michael Robinson	2002-05
3.	1,073	Sean Clifford	2018-22
4.	670	Rashard Casey	1997-00
5.	667	John Hufnagel	1970-72
6.	625	Richie Lucas	1957-59
7.	619	Darryl Clark	2006-09
8.	584	Zack Mills	2001-04
9.	571	Beau Pribula	2023-24
10.	537	Drew Allar	2022-pres.
11.	506	Tommy Stevens	2016-18
12.	473	Will Lewis	2019-20

SEASON RUSHING YARDS BY A QUARTERBACK			
1.	806	Michael Robinson	2005
2.	798	Trace McSorley	2018
3.	491	Trace McSorley	2017
4.	402	Sean Clifford	2019
5.	396	Michael Robinson	2003
6.	365	Trace McSorley	2016
7.	346	John Hufnagel	1971
8.	335	Sean Clifford	2020
9.	329	Beau Pribula	2023
10.	325	Richie Lucas	1959
--	279	Drew Allar	2024

CAREER RUSHING TOUCHDOWNS BY A QUARTERBACK			
1.	30	Trace McSorley	2015-18
2.	22	Darryl Clark	2007-09
3.	20	Michael Robinson	2002-05
4.	15	Sean Clifford	2018-22
5.	13	John Hufnagel	1970-72
6.	11	Zack Mills	2001-04
	11	Drew Allar	2022-pres.
8.	10	Todd Blackledge	1980-82
10	10	Beau Pribula	2023-24

SEASON RUSHING TOUCHDOWNS BY A QUARTERBACK			
1.	12	Trace McSorley	2018
2.	11	Michael Robinson	2005
	11	Trace McSorley	2017
4.	10	Darryl Clark	2008
5.	7	Darryl Clark	2009
	7	Trace McSorley	2016
7.	6	Six Tied, Last:	
6	6	Drew Allar	2024

PASSING

CAREER PASSING YARDAGE			
1.	10,661	Sean Clifford	2018-22
2.	9,899	Trace McSorley	2015-18
3.	8,457	Christian Hackenberg	2013-15
4.	7,212	Zack Mills	2001-04
5.	6,390	Matt McGloin	2009-12
6.	5,869	Tony Sacca	1988-91
	5,869	Drew Allar	2022-pres.
8.	5,742	Darryl Clark	2006-09
9.	5,382	Chuck Fusina	1975-78
10.	5,304	Kerry Collins	1991-94
11.	5,275	Anthony Morelli	2004-07
12.	4,812	Todd Blackledge	1980-82
13.	4,419	Wally Richardson	1992, 94-96
14.	3,710	Kevin Thompson	1996-99
15.	3,545	John Hufnagel	1970-72

SEASON PASSING YARDAGE			
1.	3,614	Trace McSorley	2016
2.	3,570	Trace McSorley	2017
3.	3,271	Matt McGloin	2012
4.	3,107	Sean Clifford	2021
5.	3,003	Darryl Clark	2009
6.	2,977	Christian Hackenberg	2014
7.	2,955	Christian Hackenberg	2013
8.	2,894	Drew Allar	2024
9.	2,679	Kerry Collins	1994
10.	2,654	Sean Clifford	2019

GAME PASSING YARDAGE			
1.	454	Christian Hackenberg vs. UCF	2014
2.	401	Sean Clifford vs. Villanova	2021
3.	399	Zack Mills vs. Iowa	2002
4.	398	Sean Clifford at Maryland	2019
5.	395	Matt McGloin vs. Indiana	2012
6.	391	Drew Allar at USC	2024
7.	384	Trace McSorley vs. Wisconsin	2016
8.	381	Trace McSorley at Michigan St.	2017
9.	379	Michael Robinson vs. Wisconsin	2003
10.	376	Trace McSorley vs. Michigan St.	2016
11.	371	C. Hackenberg vs. Boston Coll.	2014
	371	Sean Clifford vs. Ohio State	2022
13.	366	Mike McQueary vs. Pittsburgh	1997
14.	363	Sean Clifford at Maryland	2021
15.	361	Sean Clifford at Ohio State	2021
16.	358	Todd Blackledge at Miami (Fla.)	1981
17.	353	Darryl Clark vs. Akron	2009
18.	352	Kerry Collins at Michigan State	1993
19.	342	Trace McSorley vs. Washington	2017
20.	341	Darryl Clark vs. Michigan State	2008

LONGEST PASS PLAYS			
1.	95	Sean Clifford to Daniel George	vs. Kent St., 2018
2.	93	Trace McSorley to KJ Hamler	vs. Ohio State, 2018
3.	92	Bill Hess to Bob Higgins	at Pittsburgh, 1919
4.	88	Sean Clifford to KeAndre Lambert-Smith	vs. Utah, 2022
5.	86	Steve Joachim to Jim Scott	at Navy, 1971
	86	Sean Clifford to Jahan Dotson	at Maryland, 2021
7.	85	Trace McSorley to Saquon Barkley	vs. Georgia State, 2017
8.	83	Sean Clifford to KeAndre Lambert-Smith	vs. Villanova, 2021
9.	82	Matt Knizner at Eric Hamilton	vs. Pittsburgh, 1986
	82	Kerry Collins to Freddie Scott	vs. Rutgers, 1994
11.	80	Tom Sherman to Paul Johnson	at Maryland, 1967
	80	Doug Strang to Dean DiMidio	vs. Alabama, 1983
	80	Pat Devlin to Stephon Green	vs. Michigan, 2008
	80	Rob Bolden to Derek Moyer	vs. Illinois, 2010
	80	Trace McSorley to Irvin Charles	vs. Minnesota, 2016
16.	79	Lance Longeran to John Greene	vs. Maryland, 1988
	79	Kevin Thompson to Chafie Fields	at Miami (Fla.), 1999
	79	Darryl Clark to Chaz Powell	vs. Iowa, 2009
	79	Christian Hackenberg to Geno Lewis	vs. UCF, 2014
20.	78	Kevin Thompson to Chafie Fields	at Purdue, 1999
21.	76	Chuck Burkhardt to Tom Cherry	at UCLA, 1968
	76	John Hufnagel to Jimmy Scott	at Boston Coll., 1972
	76	Tom Shuman to Chuck Herd	vs. West Virginia, 1973
24.	75*	John Andress to Dick Barvinchak	at Iowa, 1975
	75	Tom Bill to David Daniels	vs. Temple, 1989
	75	Sean Clifford to Jahan Dotson	vs. Illinois, 2020
75	75	Drew Allar to Tyler Warren	vs. Ole Miss, 2023
*non-scoring play			

RECORD WATCH

GAME TD PASSES		
1.	5	Tony Sacca vs. Georgia Tech 1991
5		Rashard Casey vs. La. Tech 2000
3.	4	29 times, Last:
		Drew Allar at Maryland 2023

SEASON TOUCHDOWN PASSES		
1.	29	Trace McSorley 2016
2.	28	Trace McSorley 2017
3.	25	Drew Allar 2023
4.	24	Daryll Clark 2009
24		Matt McGloin 2012
24		Sean Clifford 2022
7.	23	Sean Clifford 2019
8.	22	Todd Blackledge 1982
9.	21	Tony Sacca 1991
21		Kerry Collins 1994
21		Sean Clifford 2021
21		Drew Allar 2024
13.	20	Christian Hackenberg 2013
14.	19	Doug Strang 1983
19		Anthony Morelli 2007
19		Daryll Clark 2008
17.	18	Wally Richardson 1995
18		Trace McSorley 2018
19.	17	Mike McQueary 1997
17		Zack Mills 2002
17		Michael Robinson 2005

CAREER TOUCHDOWN PASSES		
1.	86	Sean Clifford 2018-22
2.	77	Trace McSorley 2015-18
3.	50	Drew Allar 2022-pres.
4.	48	Christian Hackenberg 2013-15
5.	46	Matt McGloin 2009-12
6.	43	Daryll Clark 2006-09
7.	41	Todd Blackledge 1980-82
41		Tony Sacca 1988-91
41		Zack Mills 2001-04
10.	39	Kerry Collins 1991-94

GAME COMPLETIONS		
1.	35	Matt McGloin vs. Northwestern 2012
35		Sean Clifford at Ohio State 2022
3.	34	Christian Hackenberg vs. BC 2014
4.	33	Wally Richardson vs. Wisconsin 1995
5.	32	Christian Hackenberg vs. UCF 2017
32		Trace McSorley vs. Washington 2014
32		Sean Clifford vs. Ohio State 2022
8.	31	Christian Hackenberg vs. Ohio State 2014
31		Trace McSorley at Iowa 2017
10.	30	Christian Hackenberg at Indiana 2013
30		Drew Allar at USC 2024

SEASON COMPLETIONS		
1.	284	Trace McSorley 2017
2.	270	Matt McGloin 2012
270		Christian Hackenberg 2014
4.	261	Sean Clifford 2021
5.	234	Anthony Morelli 2007
6.	233	Drew Allar 2023
7.	232	Daryll Clark 2009
8.	231	Christian Hackenberg 2013
9.	226	Sean Clifford 2022
10.	224	Trace McSorley 2016
224		Drew Allar 2024
12.	208	Anthony Morelli 2006
13.	193	Wally Richardson 1995
14.	192	Daryll Clark 2008
192		Christian Hackenberg 2015
192		Trace McSorley 2018

CAREER COMPLETIONS		
1.	833	Sean Clifford 2018-22
720		Trace McSorley 2015-18
3.	693	Christian Hackenberg 2013-15
4.	606	Zack Mills 2001-04
5.	513	Matt McGloin 2009-12
6.	492	Drew Allar 2023-pres.
7.	460	Anthony Morelli 2004-07
8.	444	Daryll Clark 2006-09
9.	401	Tony Sacca 1988-91
10.	378	Wally Richardson 1992, 94-96

GAME PASSING ATTEMPTS		
1.	57	Sean Clifford vs. Maryland 2020
2.	55	Christian Hackenberg at Indiana 2013
3.	54	Kerry Collins at BYU 1992
4.	52	Sean Clifford at Ohio State 2021
5.	51	Rashard Casey vs. Iowa 2000
51		Matt McGloin vs. Northwestern 2012
7.	50	Christian Hackenberg vs. BC 2014
8.	49	Zack Mills vs. Purdue 2004
49		Christian Hackenberg vs. Ohio State 2014
10.	48	Wally Richardson vs. Wisconsin 1995
48		Matt McGloin vs. Ohio 2012
48		Trace McSorley at Iowa 2017

SEASON PASSING ATTEMPTS		
1.	484	Christian Hackenberg 2014
2.	446	Matt McGloin 2012
3.	429	Sean Clifford 2021
4.	427	Trace McSorley 2017
5.	402	Anthony Morelli 2007
6.	392	Christian Hackenberg 2013
7.	389	Drew Allar 2023
8.	387	Trace McSorley 2016
9.	386	Anthony Morelli 2006
10.	381	Daryll Clark 2009
11.	361	Trace McSorley 2018
12.	359	Christian Hackenberg 2015
13.	351	Sean Clifford 2022
14.	335	Wally Richardson 1995
15.	333	Zack Mills 2002
--	324	Drew Allar 2024

CAREER PASSING ATTEMPTS		
1.	1,356	Sean Clifford 2018-22
2.	1,235	Christian Hackenberg 2013-15
3.	1,215	Trace McSorley 2015-18
4.	1,082	Zack Mills 2001-04
5.	894	Matt McGloin 2009-12
6.	824	Tony Sacca 1988-91
7.	821	Anthony Morelli 2004-07
8.	773	Drew Allar 2022-pres.
9.	738	Daryll Clark 2006-09
10.	692	Wally Richardson 1992, 94-96
11.	664	Chuck Fusina 1975-78
12.	658	Todd Blackledge 1980-82
13.	657	Kerry Collins 1991-94
14.	547	John Shaffer 1983-86
15.	505	Michael Robinson 2002-05

SEASON COMPLETION PCT. (Min. 100 attempts)		
1.	.691 (224-324)	Drew Allar 2024
2.	.667 (176-264)	Kerry Collins 1994
3.	.665 (224-387)	Trace McSorley 2017
4.	.644 (226-351)	Sean Clifford 2022
5.	.632 (86-136)	John Hufnagel 1971
6.	.609 (192-321)	Daryll Clark 2009
7.	.608 (261-429)	Sean Clifford 2021
8.	.606 (152-251)	Sean Clifford 2020
9.	.605 (270-446)	Matt McGloin 2012
10.	.599 (233-389)	Drew Allar 2023
11.	.598 (192-321)	Daryll Clark 2008
12.	.593 (192-361)	Trace McSorley 2018
13.	.592 (189-319)	Sean Clifford 2019
14.	.589 (231-392)	C. Hackenberg 2013
15.	.582 (234-402)	Anthony Morelli 2007
16.	.580 (112-193)	Rob Bolden 2010
17.	.579 (224-387)	Trace McSorley 2016
18.	.579 (169-292)	Tony Sacca 1991
19.	.578 (155-268)	Zack Mills 2004
20.	.577 (142-246)	Chuck Fusina 1977

CAREER COMPLETION PCT. (Min. 200 attempts)		
1.	.636 (492-773)	Drew Allar 2022-pres.
2.	.614 (833-1356)	Sean Clifford 2018-22
3.	.602 (444-738)	Daryll Clark 2006-09
4.	.593 (720-1215)	Trace McSorley 2015-18
5.	.574 (513-894)	Matt McGloin 2009-12
6.	.563 (370-657)	Kerry Collins 1991-94
7.	.561 (693-1235)	C. Hackenberg 2013-14
8.	.560 (606-1082)	Zack Mills 2001-04
9.	.560 (460-821)	Anthony Morelli 2004-07
10.	.559 (371-664)	Chuck Fusina 1975-78

SEASON YARDS PER ATTEMPT (Min. 100 attempts)		
1.	10.1	Kerry Collins 1994
2.	9.4	John Hufnagel 1972
3.	9.3	Trace McSorley 2016
4.	9.0	Chuck Fusina 1977
5.	8.9	Drew Allar 2024
6.	8.7	John Hufnagel 1971
8.7		Mike McQueary 1997
8.	8.5	Tom Shuman 1973
8.5		Tony Sacca 1991
10.	8.4	Trace McSorley 2017

CAREER YARDS PER ATTEMPT (Min. 200 attempts)		
1.	8.9	Mike McQueary 1995-97
2.	8.7	John Hufnagel 1970-72
3.	8.1	Chuck Fusina 1975-78
8.1		Kerry Collins 1991-94
8.1		Trace McSorley 2015-18
6.	7.9	Tom Shuman 1972-74
7.9		Sean Clifford 2018-22
8.	7.8	Daryll Clark 2005-09
9.	7.6	Drew Allar 2022-pres.
10.	7.5	Tom Sherman 1965-67
7.5		Kevin Thompson 1996-98

SEASON YARDS PER COMPLETION (Min. 100 attempts)		
1.	17.7	John Hufnagel 1972
2.	16.6	Tom Shuman 1973
3.	16.1	Trace McSorley 2016
4.	15.6	Chuck Fusina 1977
5.	15.5	Tom Sherman 1967
6.	15.3	Tony Sacca 1990
7.	15.2	Kerry Collins 1994
15.2		Tony Sacca 1988
9.	15.1	Mike McQueary 1997
--	12.9	Drew Allar 2024

CAREER YARDS PER COMPLETION (Min. 200 attempts)		
1.	16.0	Mike McQueary 1995-97
2.	15.9	Tom Sherman 1965-67
3.	15.8	John Hufnagel 1970-72
4.	15.4	Tom Shuman 1972-74
5.	14.7	Doug Strang 1981-84
6.	14.6	Tony Sacca 1988-91
7.	14.5	Chuck Fusina 1975-78
8.	14.3	Kerry Collins 1991-94
9.	14.2	Michael Robinson 2002-05
10.	14.2	Tom Bill 1987-90

SEASON TOUCHDOWN PASS PCT. (Min. 100 attempts)		
1.	8.08	Tom Shuman 1973
2.	7.95	Kerry Collins 1994
3.	7.85	Kevin Thompson 1999
4.	7.53	Todd Blackledge 1982
5.	7.49	Trace McSorley 2016
6.	7.41	Pete Liske 1962
7.	7.35	John Hufnagel 1971
8.	7.34	Doug Strang 1983
9.	7.21	Sean Clifford 2019
10.	7.19	Tony Sacca 1991
--	6.48	Drew Allar 2024

CAREER TOUCHDOWN PASS PCT.		
1.	9.14	Elwood Petchel 1946-48
2.	7.67	Tom Shuman 1972-74
3.	7.17	Mike McQueary 1994-97
4.	6.76	Galen Hall 1959-61
6.76		Pete Liske 1961-63
6.	6.48	John Sacca 1992-93
7.	6.47	Drew Allar 2022-pres.
8.	6.37	John Hufnagel 1970-72
9.	6.34	Sean Clifford 2018-22
10.	6.33	Trace McSorley 2015-18

SEASON PASSING EFFICIENCY (Min. 100 attempts)		
1.	172.9	Kerry Collins 1994
2.	161.2	Drew Allar 2024
3.	156.9	Trace McSorley 2016
4.	153.7	Trace McSorley 2017
5.	151.8	John Hufnagel 1971
6.	150.5	Sean Clifford 2022
7.	149.8	Tony Sacca 1991
8.	148.5	Sean Clifford 2019
9.	148.0	John Hufnagel 1972
10.	146.4	Chuck Fusina 1977

CAREER PASSING EFFICIENCY (Min. 200 attempts)		
1.	146.4	Drew Allar 2022-pres.
2.	145.6	Mike McQueary 1994-97
3.	144.5	Trace McSorley 2015-18
4.	143.8	Sean Clifford 2018-22
5.	140.8	John Hufnagel 1970-72
6.	140.4	Daryll Clark 2006-09
7.	137.3	Kerry Collins 1991-94
8.	132.7	Chuck Fusina 1975-78
9.	128.3	Matt McGloin 2009-12
10.	128.0	Tom Shuman 1972-74

SEASON INTERCEPTION PCT. (Min. 100 attempts)		
1.	0.26	Drew Allar 2023
2.	1.12	Matt McGloin 2012
3.	1.46	Kerry Collins 1992
4.	1.67	Christian Hackenberg 2015
5.	1.71	Tony Sacca 1991
6.	1.79	Wally Richardson 1995
7.	1.86	Daryll Clark 2008
8.	1.94	John Sacca 1992
1.94		Trace McSorley 2018
--	2.16	Drew Allar 2024

CAREER INTERCEPTION PCT. (Min. 200 attempts)		
1.	1.16	Drew Allar 2022-pres.
2.	2.02	Wally Richardson 1992, 94-96
3.	2.06	Trace McSorley 2015-18
4.	2.10	Matt McGloin 2009-12
5.	2.14	Anthony Morelli 2004-07
6.	2.17	Daryll Clark 2006-09
7.	2.29	Sean Clifford 2018-22
8.	2.31	John Sacca 1992-93
2.31		Anthony Morelli 2004-07
10.	2.51	Christian Hackenberg 2013-15

CAREER WINNING PERCENTAGE AS A STARTING QB (minimum 10 starts)		
1.	1.000	22-0-0 Chuck Burkhardt 1968-69
2.	.962	25-1-0 John Shaffer 1984-86
3.	.917	22-2-0 Tom Shuman 1972-74
4.	.897	26-3-0 John Hufnagel 1970-72
5.	.879	29-4-0 Todd Blackledge 1980-82
6.	.871	27-4-0 Chuck Fusina 1976-78
7.	.846	22-4-0 Daryll Clark 2006-09
9.	.808	21-5-0 Kerry Collins 1994-97
.808		21-5-0 Wally Richardson 1992, 94-96
.808		21-5-0 Drew Allar 2022-pres.

SEASON 300-YD. PASSING GAMES		
1.	5	Trace McSorley 2016
5		Trace McSorley 2017
3.	4	Matt McGloin 2012
4		Christian Hackenberg 2013
4		Christian Hackenberg 2014
4		Sean Clifford 2021
7.	2	Kerry Collins 1994
2		Daryll Clark 2009
2		Matt McGloin 2010
2		Sean Clifford 2019
2		Drew Allar 2024

RECORD WATCH

CAREER 300-YD. PASSING GAMES

1.	10	Trace McSorley	2015-18
2.	9	Christian Hackenberg	2013-15
3.	8	Sean Clifford	2018-22
4.	6	Matt McGloin	2009-12
5.	4	Kerry Collins	1991-94
--	3	Drew Allar	2022-pres.

SEASON 200-YD. PASSING GAMES

1.	11	Matt McGloin	2012
	11	Trace McSorley	2016
	11	Trace McSorley	2017
4.	10	Kerry Collins	1994
5.	9	Christian Hackenberg	2013
	9	Drew Allar	2024
7.	8	Darryll Clark	2009
	8	Sean Clifford	2021
	8	Sean Clifford	2022
10.	7	Todd Blackledge	1982
	7	Michael Robinson	2005
	7	Anthony Morelli	2007
	7	Drew Allar	2023

CAREER 200-YD. PASSING GAMES

1.	28	Trace McSorley	2015-18
2.	27	Sean Clifford	2018-22
3.	21	Christian Hackenberg	2013-15
4.	18	Matt McGloin	2009-12
5.	16	Kerry Collins	1991-94
	16	Zack Mills	2001-04
	16	Drew Allar	2022-pres.
8.	14	Darryll Clark	2006-09
9.	11	Chuck Fusina	1975-78
	11	Tony Sacca	1988-91
	11	Anthony Morelli	2004-07

RECEIVING

CAREER RECEIVING YARDAGE

1.	3,026	Bobby Engram	1991, 93-95
2.	2,842	DaeSean Hamilton	2014-17
3.	2,771	Deon Butler	2005-08
4.	2,757	Jahan Dotson	2018-21
5.	2,479	Allen Robinson	2011-13
6.	2,421	Chris Godwin	2014-16
7.	2,395	Derek Moyer	2008-11
8.	2,015	Jordan Norwood	2005-08
9.	2,008	Bryant Johnson	1999-2002
10.	2,006	Kenny Jackson	1980-83
11.	1,988	O.J. McDuffie	1988-92
12.	1,920	Parker Washington	2020-22
13.	1,894	Joe Jurevicius	1994-97
14.	1,837	Jack Curry	1965-67
15.	1,825	Terry Smith	1988-91
16.	1,743	Derrick Williams	2005-08
17.	1,721	KeAndre Lambert-Smith	2020-23
18.	1,702	Tony Johnson	2000-03
19.	1,668	Tyler Warren	2020-pres.
20.	1,658	KJ Hamler	2018-19

SEASON RECEIVING YARDAGE

1.	1,432	Allen Robinson	2013
2.	1,182	Jahan Dotson	2021
3.	1,101	Chris Godwin	2015
4.	1,084	Bobby Engram	1995
5.	1,062	Tyler Warren	2024
6.	1,029	Bobby Engram	1994
7.	1,018	Allen Robinson	2012
8.	982	Chris Godwin	2016
9.	977	O.J. McDuffie	1992
10.	973	Freddie Scott	1994
11.	917	Bryant Johnson	2002
12.	904	KJ Hamler	2019
13.	899	DaeSean Hamilton	2014
14.	885	Derek Moyer	2010
15.	884	Jahan Dotson	2020

GAME RECEIVING YARDAGE

1.	242	Jahan Dotson at Maryland	2021
2.	224	Tyler Warren at USC	2024
3.	216	Deon Butler at Northwestern	2006
4.	212	O.J. McDuffie vs. Boston College	1992
5.	203	Bobby Engram at Purdue	1995
6.	200	Bobby Engram at Rutgers	1994

CAREER RECEIVING TDs

1.	31	Bobby Engram	1991, 93-95
2.	25	Kenny Jackson	1980-83
	25	Jahan Dotson	2018-21
4.	22	Deon Butler	2005-08
5.	18	Derek Moyer	2008-11
	18	Chris Godwin	2014-16
	18	DaeSean Hamilton	2014-17
8.	17	Allen Robinson	2011-13
	17	Tyler Warren, TE	2020-pres.
10.	16	O.J. McDuffie	1988-92
	16	Pat Freiermuth, TE	2018-20
12.	15	Terry Smith	1988-91
	15	Joe Jurevicius	1994-97
	15	Mike Gesicki, TE	2014-17

SEASON RECEIVING TDs

1.	13	Bobby Engram	1993
2.	12	Jahan Dotson	2021
3.	11	Bobby Engram	1995
	11	Allen Robinson	2012
	11	Chris Godwin	2016
6.	10	Joe Jurevicius	1997
7.	9	O.J. McDuffie	1992
	9	Freddie Scott	1994
	9	Deon Butler	2005
	9	Mike Gesicki	2017
	9	DaeSean Hamilton	2017
12.	8	Terry Smith	1991
	8	Derek Moyer	2010
	8	Pat Freiermuth	2018
	8	KJ Hamler	2019
	8	Jahan Dotson	2020
--	6	Tyler Warren	2024
--	4	Nicholas Singleton	2024

CAREER RECEPTIONS

1.	214	DaeSean Hamilton	2014-17
2.	183	Jahan Dotson	2018-21
3.	179	Deon Butler	2005-08
4.	177	Allen Robinson	2011-13
5.	167	Bobby Engram	1991, 93-95
6.	161	Derrick Williams	2005-08
7.	158	Jordan Norwood	2005-08
8.	154	Chris Godwin	2014-16
9.	146	Parker Washington	2020-22
10.	144	Derek Moyer	2008-11
11.	137	Tyler Warren	2020-pres.
12.	129	Mike Gesicki, TE	2014-17
13.	126	KeAndre Lambert-Smith	2020-23
14.	125	O.J. McDuffie	1988-92
15.	117	Jack Curry	1965-67
16.	110	Bryant Johnson	1999-2002
17.	109	Kenny Jackson	1980-83
18.	108	Terry Smith	1988-91
19.	107	Tony Johnson	2000-03
20.	102	Saquon Barkley, RB	2015-17

SEASON RECEPTIONS

1.	97	Allen Robinson	2013
2.	91	Jahan Dotson	2021
3.	88	Tyler Warren, TE	2024
4.	82	DaeSean Hamilton	2014
5.	77	Allen Robinson	2012
6.	69	Chris Godwin	2015
7.	64	Parker Washington	2021
8.	63	O.J. McDuffie	1992
	63	Bobby Engram	1995
10.	59	Chris Godwin	2016
11.	57	Mike Gesicki, TE	2017
12.	56	KJ Hamler	2019
13.	55	Terry Smith	1991
	55	Derrick Williams	2007
	55	Geno Lewis	2014

CAREER 100-YD. RECEIVING GAMES

1.	16	Bobby Engram	1991, 93-95
2.	11	Jahan Dotson	2018-21
3.	10	Allen Robinson	2011-13
4.	9	Joe Jurevicius	1994-97
	9	Chris Godwin	2014-16
	9	DaeSean Hamilton	2014-17
7.	8	Bryant Johnson	1999-2002
8.	7	O.J. McDuffie	1988-92
9.	6	Kenny Jackson	1980-83
	6	Freddie Scott	1993-95
	6	Deon Butler	2005-08
	6	Derek Moyer	2008-11
--	5	Tyler Warren	2020-pres.

SEASON 100-YD. RECEIVING GAMES

1.	8	Allen Robinson	2013
2.	6	Bobby Engram	1993
	6	Bobby Engram	1995
4.	5	O.J. McDuffie	1992
	5	Freddie Scott	1994
	5	Joe Jurevicius	1996
	5	Bryant Johnson	2001
	5	Chris Godwin	2015
	5	Jahan Dotson	2020
	5	Jahan Dotson	2021
11.	4	Six times, Most recently by:	
--	1	Tyler Warren	2024
--	1	Liam Clifford	2024
--	1	Omari Evans	2024
--	1	Harrison Wallace III	2024

TOTAL OFFENSE

CAREER TOTAL OFFENSE

	Yards	Rush	Pass		
1.	11,734	1,073	10,661	Sean Clifford	2018-22
2.	11,596	1,697	9,899	Trace McSorley	2015-18
3.	8,215	-242	8,457	Christian Hackenberg	2013-15
4.	7,796	584	7,212	Zack Mills	2001-04
5.	6,406	537	5,869	Drew Allar	2022-pres.
6.	6,361	619	5,742	Darryll Clark	2006-09
7.	6,325	-65	6,390	Matt McGloin	2009-12
8.	6,000	131	5,869	Tony Sacca	1988-91
9.	5,300	-4	5,304	Kerry Collins	1991-94
10.	5,168	1,637	3,531	Michael Robinson	2002-05
11.	5,162	-220	5,382	Chuck Fusina	1975-78
12.	5,154	-121	5,275	Anthony Morelli	2004-07
13.	4,911	99	4,812	Todd Blackledge	1980-82
14.	4,212	667	3,545	John Hufnagel	1970-72
15.	4,182	-237	4,419	Wally Richardson	1992, 94-96

SEASON TOTAL OFFENSE

	Yards	Rush	Pass		
1.	4,061	491	3,570	Trace McSorley	2017
2.	3,979	212	3,614	Trace McSorley	2016
3.	3,328	798	2,530	Trace McSorley	2018
4.	3,270	163	3,107	Sean Clifford	2021
5.	3,220	-51	3,271	Matt McGloin	2012
6.	3,214	211	3,003	Darryll Clark	2009
7.	3,173	279	2,894	Drew Allar	2024
8.	3,156	806	2,350	Michael Robinson	2005
9.	3,056	402	2,654	Sean Clifford	2019
10.	2,998	176	2,822	Sean Clifford	2022
11.	2,887	-68	2,955	Christian Hackenberg	2013
12.	2,883	-94	2,977	Christian Hackenberg	2014
13.	2,874	282	2,592	Darryll Clark	2008
14.	2,837	206	2,631	Drew Allar	2023
15.	2,660	-19	2,679	Kerry Collins	1994

GAME TOTAL OFFENSE

	Yards	Rush	Pass		
1.	461	175	286	T. McSorley vs. Ohio State	2018
2.	456	2	454	C. Hackenberg vs. UCF	2014
3.	452	54	398	S. Clifford at Maryland	2019
4.	423	32	391	D. Allar at USC	2024
5.	418	138	280	Z. Mills vs. Ohio State	2001
6.	408	73	335	T. McSorley vs. Minnesota	2016
7.	402	60	342	T. McSorley vs. Washington	2017
8.	398	19	379	M. Robinson vs. Wisconsin	2003
9.	393	-8	401	S. Clifford vs. Villanova	2002
10.	389	-10	399	Z. Mills vs. Iowa	2021
	389	13	376	T. McSorley vs. Michigan St.	2016

CAREER TDs RESPONSIBLE FOR

1.	107	Trace McSorley	2015-18
2.	101	Sean Clifford	2018-22
3.	65	Darryll Clark	2006-09
4.	61	Drew Allar	2022-pres.
5.	55	Christian Hackenberg	2013-15
6.	54	Saquon Barkley	2015-17
7.	53	Zack Mills	2001-04
	53	Matt McGloin	2009-12
9.	51	Todd Blackledge	1980-82
10.	47	Tony Sacca	1988-91
11.	46	Michael Robinson	2002-05
12.	43	Chuck Fusina	1975-78
13.	41	Lydell Mitchell	1969-71

SEASON TDs RESPONSIBLE FOR

1.	39	Trace McSorley	2017
2.	36	Trace McSorley	2016
3.	31	Darryll Clark	2009
4.	30	Trace McSorley	2018
5.	29	Lydell Mitchell	1971
	29	Darryll Clark	2008
	29	Matt McGloin	2012
	29	Sean Clifford	2022
	29	Drew Allar	2023
10.	28	Michael Robinson	2005
	28	Sean Clifford	2019
12.	27	Drew Allar	2024
13.	25	Todd Blackledge	1982
	25	Tony Sacca	1991
15.	24	Christian Hackenberg	2013
	24	Doug Strang	1983
	24	Saquon Barkley	2017

SEASON TOTAL OFFENSE

YARDS PER PLAY

1.	9.64	Kerry Collins	1994
2.	8.19	Tom Shuman	1973
3.	8.01	Drew Allar	2024
4.	7.88	Chuck Fusina	1977
5.	7.77	Ki-Jana Carter	1994
6.	7.70	Larry Johnson	2002
7.	7.47	Trace McSorley	2016
8.	7.18	Darryll Clark	2008
9.	7.13	Sean Clifford	2022
10.	7.12	John Hufnagel	1971

ALL-PURPOSE

CAREER ALL-PURPOSE YARDAGE

1.	5,538	Saquon Barkley	2015-17
2.	5,045	Larry Johnson	1999-2002
3.	4,982	Curt Warner	1979-82
4.	4,512	Blair Thomas	1985-87, 89
5.	4,502	Evan Royster	2007-10
6.	4,326	Nicholas Singleton	2022-pres.
7.	4,231	Tony Hunt	2003-06
8.	4,156	Derrick Williams	2005-08
9.	4,043	Bobby Engram	1991, 93-95
10.	4,034	Curtis Enis	1995-97
11.	3,904	Lydell Mitchell	1969-71
12.	3,895	D.J. Dozier	1983-86
13.	3,865	O.J. McDuffie	1988-92
14.	3,735	John Cappelletti	1971-73
15.	3,549	Matt Suhey	1976-79
16.	3,543	Lenny Moore	1953-55
17.	3,436	Eric McCoo	1998-2001

SEASON ALL-PURPOSE YARDAGE

1.	2
----	---

RECORD WATCH

GAME ALL-PURPOSE YARDAGE

1.	358	Saquon Barkley at Iowa	2017
2.	341	Curt Warner at Syracuse	1981
3.	327	Larry Johnson at Indiana	2002
4.	306	Saquon Barkley vs. USC	2016
5.	302	Harry Wilson vs. Navy	1923
6.	297	Larry Johnson vs. Illinois	2002
7.	295	Bob Campbell at Navy	1967
8.	289	Larry Johnson vs. Michigan State	2002
9.	282	Gary Hayman vs. NC State	1973
	282	Stephen Pitts vs. Iowa	1995

KICKING

CAREER FIELD GOALS

1.	78	Kevin Kelly	2005-08
2.	54	Sam Ficken	2011-14
3.	50	Craig Fayak	1990-93
4.	49	Jake Pinegar	2018-22
5.	47	Travis Forney	1996-99
6.	45	Brett Conway	1993-96
7.	40	Massimo Manca	1982, 84-86
8.	39	Matt Bahr	1976-78
	39	Robbie Gould	2001-04
	39	Tyler Davis	2015-17

CAREER FIELD GOAL ATTEMPTS

1.	107	Kevin Kelly	2005-08
2.	80	Craig Fayak	1990-93
3.	75	Sam Ficken	2011-14
4.	67	Jake Pinegar	2018-22
5.	63	Chris Bahr	1973-75
	63	Travis Forney	1996-99
7.	61	Matt Bahr	1976-78
	61	Brett Conway	1993-96
	61	Robbie Gould	2002-04
10.	59	Massimo Manca	1982, 84-86

SEASON FIELD GOAL PCT.

(Min. 10 Attempts)

1.	91.7	Tyler Davis	2016
	91.7	Jake Pinegar	2019
3.	83.3	Kevin Kelly	2008
4.	82.8	Sam Ficken	2014
5.	82.6	Ray Tarasi	1989
6.	82.4	Anthony Fera	2011
7.	81.5	Matt Bahr	1978
8.	81.0	Nick Gancitano	1983
9.	80.8	Travis Forney	1999
	80.8	Massimo Manca	1985
--	80.0	Ryan Barker	2024

CAREER FIELD GOAL PCT.

1.	79.6	Tyler Davis	2015-17
2.	77.6	Nick Gancitano	1981-84
3.	75.0	Collin Wagner	2006-10
4.	74.6	Travis Forney	1996-99
5.	73.8	Brett Conway	1993-96
6.	73.1	Jake Pinegar	2018-22
7.	72.9	Kevin Kelly	2005-08
8.	72.0	Sam Ficken	2011-14
9.	69.0	Herb Menhardt	1976, 78-80
10.	67.8	Massimo Manca	1982, 84-86

LONGEST FIELD GOALS

1.	57	Jordan Stout vs. Pitt	2019
2.	55	Chris Bahr at Temple	1975
	55	Chris Bahr at Ohio State	1975
	55	Chris Bahr at Syracuse	1975
5.	54	Herb Menhardt at NC State	1979
	54	Sam Ficken vs. Kent State	2013
7.	53	Massimo Manca vs. Notre Dame	1985
	53	Kevin Kelly vs. Iowa	2007
10.	53	Jordan Stout vs. Idaho	2019
	52	Chris Bahr vs. West Virginia	1975
	52	Eric Etze at Notre Dame	1988
	52	Brett Conway vs. Temple	1996
	52	Kevin Kelly at Syracuse	2008
	52	Jordan Stout vs. Michigan	2021
14.	51	Pete Mauthe at Pittsburgh	1912
	51	Brett Conway vs. Michigan	1995
	51	Ryan Primanti vs. Illinois	2000
	51	Robbie Gould at Wisconsin	2002

18.	50	Chris Bahr at Syracuse	1973
	50	Chris Bahr at Pittsburgh	1974
	50	Matt Bahr vs. Syracuse	1978
	50	Massimo Manca vs. Alabama	1985
	50	Massimo Manca vs. Notre Dame	1985
	50	Craig Fayak at Alabama	1990
	50	Travis Forney at Minnesota	1998
	50	Robbie Gould vs. Virginia	2002
	50	Kevin Kelly at Wisconsin	2008
	50	Sam Ficken vs. Temple	2014
	50	Jordan Stout vs. Ohio State	2020
	50	Jordan Stout vs. Indiana	2021
	50	Jake Pinegar at Indiana	2022
	50	Jake Pinegar vs. Maryland	2022
	50	Alex Felkins vs. Indiana	2023

SEASON EXTRA POINTS MADE

1.	71	Tyler Davis	2017
2.	62	Brett Conway	1994
	62	Tyler Davis	2016
4.	60	Kevin Kelly	2008
5.	59	Al Vitiello	1971
6.	57	Jake Pinegar	2022
7.	56	Jake Pinegar	2019
8.	53	Jake Pinegar	2018
9.	49	Kevin Kelly	2005
10.	47	Alex Felkins	2023

CAREER EXTRA POINTS MADE

1.	195	Jake Pinegar	2018-22
2.	183	Kevin Kelly	2005-08
3.	144	Tyler Davis	2015-17
4.	141	Brett Conway	1993-96
5.	132	Craig Fayak	1990-93
6.	117	Travis Forney	1996-99
7.	115	Robbie Gould	2002-04
8.	109	Sam Ficken	2011-14
9.	98	Al Vitiello	1971-72
10.	86	Massimo Manca	1982, 84-86

CAREER PAT PCT.

(Min. 50 Attempts)

1.	100.0 (59-59)	Herb Menhardt	1976, 78-80
	100.0 (85-85)	Collin Wagner	2006-10
	100.0 (144-144)	Tyler Davis	2015-17
4.	99.3 (141-142)	Brett Conway	1993-96
5.	98.9 (183-185)	Kevin Kelly	2005-08
6.	98.9 (86-87)	Massimo Manca	1982, 84-86
7.	97.3 (109-112)	Sam Ficken	2011-14
8.	96.7 (117-121)	Travis Forney	1996-99
9.	96.5 (195-202)	Jake Pinegar	2018-22
10.	96.2 (76-79)	Nick Gancitano	1981-84

PUNTING

PUNT AVERAGE, CAREER

(Min. 50 punts)

1.	44.54	Jordan Stout	2019-21
2.	44.51	Riley Thompson	2023-pres.
3.	44.28	Barney Amor	2022
4.	43.13	Jeremy Boone	2007-09
5.	43.03	Blake Gillikin	2016-19
6.	43.00	George Reynolds	1980-83
7.	41.84	Pat Pidgeon	1996-99
8.	41.79	Ralph Giacommaro	1979-82
9.	41.74	Jeremy Kapinos	2003-06
10.	41.73	Anthony Fera	2008-11

PUNT AVERAGE, SEASON

(Min. 30 punts)

1.	46.01	Jordan Stout	2021
2.	45.80	Riley Thompson	2023
3.	44.28	Barney Amor	2022
4.	43.95	Blake Gillikin	2018
5.	43.55	Ralph Giacommaro	1981
6.	43.32	Jeremy Boone	2009
7.	43.31	Ralph Giacommaro	1980
8.	43.15	Blake Gillikin	2017
9.	43.03	Jeremy Boone	2008
10.	43.02	Jeremy Boone	2007

RETURNS

LONGEST PUNT RETURNS

1.	100	Jim Boring vs. Johns Hopkins	1933
2.	92	Mark Robinson vs. Rutgers	1982
3.	90	Bruce Branch vs. Indiana	1999
4.	85	Wally Triplett vs. West Virginia	1948
	85	Mike Guman at West Virginia	1978
6.	84	O.J. McDuffie at Syracuse	1989
7.	83	Gary Hayman vs. NC State	1973
8.	81	Bryant Johnson vs. Michigan State	2002
	81	Jahan Dotson vs. Michigan State	2020

LONGEST KICKOFF RETURNS

1.	101	Chuck Peters vs. NYU	1940
2.	100	Fritz Barrett vs. Carnegie Tech	1910
	100	Roger Kochman vs. Syracuse	1959
	100	Rich Mauti at Temple	1975
	100	Chaz Powell vs. Youngstown State	2010
	100	Lamont Wade vs. Illinois	2020
	100	Nicholas Singleton at Rutgers	2022
8.	98	Thomas Evans vs. Marshall	1930
	98	Gary Hayman at Maryland	1973
	98	Saquon Barkley vs. Indiana	2017

KICK RETURN AVERAGE, CAREER

(Min. 15 returns)

1.	29.6	Larry Joe	1946-48
2.	28.8	Curt Warner	1979-82
3.	28.4	Charlie Pittman	1967-69
4.	27.8	Saquon Barkley	2015-17
5.	26.9	Gary Hayman	1972-73
6.	26.3	Blair Thomas	1985-87, 89
7.	25.7	Roger Kochman	1959-62
8.	25.6	Chaz Powell	2008-11
9.	24.6	Lydell Mitchell	1969-71
10.	24.4	Shelly Hammonds	1990-93
--	24.3	Nicholas Singleton	2022-pres.

SCORING

CAREER SCORING

Points	TD	PAT	FG	
1.	425	1	*183	78 Kevin Kelly 2005-08
2.	342	0	195	49 Jake Pinegar 2018-22
3.	318	53	0	0 Saquon Barkley 2015-17
4.	282	0	132	50 Craig Fayak 1990-93
5.	276	0	141	45 Brett Conway 1993-96
6.	271	0	109	54 Sam Ficken 2011-14
7.	261	0	144	39 Tyler Davis 2015-17
8.	258	0	117	47 Travis Forney 1996-99
9.	246	41	0	0 Lydell Mitchell 1969-71
10.	232	0	115	39 Robbie Gould 2001-04
--	218	36	**2	0 Nicholas Singleton 2022-pres.

*2-pt conversion run; **2-pt conversion reception

SEASON SCORING

Points	TD	PAT	FG	
1.	174	29	0	0 Lydell Mitchell 1971
2.	140	23	**0	0 Larry Johnson 2002
3.	138	23	0	0 Ki-Jana Carter 1994
	138	23	0	0 Saquon Barkley 2017
5.	132	22	0	0 Saquon Barkley 2016
6.	128	0	62	22 Tyler Davis 2016
7.	122	20	**0	0 Curtis Enis 1997
8.	120	0	60	20 Kevin Kelly 2008
9.	119	11	—	— Pete Mauthe 1909
10.	116	19	*0	0 Richie Anderson 1992

CAREER TOUCHDOWNS

1.	53	Saquon Barkley	2015-17
2.	41	Lydell Mitchell	1969-71
3.	38	Curtis Enis	1995-97
4.	36	Larry Johnson	1999-02
	36	Nicholas Singleton	2022-pres.
6.	34	Ki-Jana Carter	1992-94
7.	33	Curt Warner	1979-82
8.	32	Charlie Pittman	1967-69
	32	Bobby Engram	1991, 93-95
	32	Evan Royster	2007-10

DEFENSE

CAREER TACKLES FOR LOSS

(Since 1975)

1.	70.0	Courtney Brown	1996-99
2.	51.0	Brandon Short	1996-99
3.	45.0	Larry Kubin	1977-80
4.	43.0	Bruce Clark	1976-79
	43.0	Justin Kurpeikis	1997-00
6.	42.0	Michael Haynes	1999-02
7.	41.0	Shane Conlan	1983-86
8.	39.0	LaVar Arrington	1997-99
	39.0	Jimmy Kennedy	1999-02
10.	38.0	Anthony Zettel	2012-15
11.	37.0	Yetur Gross-Matos	2017-19
12.	36.0	Matt Millen	1976-79
	36.0	Tamba Hali	2002-05
14.	35.5	Abdul Carter	2022-pres.
15.	34.0	Paul Posluszny	2003-06
	34.0	Dan Connor	2004-07

SEASON TACKLES FOR LOSS

(Since 1975)

1.	29.0	Courtney Brown	1999
2.	24.0	Terry Killens	1995
3.	23.0	Larry Kubin	1979
	23.0	Courtney Brown	1998
	23.0	Michael Haynes	2002
6.	21.5	Maurice Evans	2007
7.	21.0	Tyoka Jackson	1993
8.	20.0	Bruce Clark	1978
	20.0	Todd Atkins	1994
	20.0	LaVar Arrington	1999
	20.0	Aaron Maybin	2008
	20.0	Yetur Gross-Matos	2018
13.	19.5	Carl Nassib	2015
	19.5	Abdul Carter	2022-pres.
15.	18.0	Five Tied, Last:	
		Justin Kurpeikis	2000

CAREER SACKS

(Since 1975)

1.	33.0	Courtney Brown	1996-99
2.	30.0	Larry Kubin	1977-80
3.	25.5	Shane Conlan	1983-86
	25.5	Michael Haynes	1999-02
5.	24.5	Tyoka Jackson	1990-93
6.	22.0	Matt Millen	1976-79
7.	21.0	Todd Atkin	1992-95
	21.0	Abdul Carter	2022-pres.
9.	20.5	Shaka Toney	2017-20
10.	20.0	Rich McKenzie	1989-92
	20.0	Anthony Zettel	2012-15

SEASON SACKS

(Since 1975)

1.	15.5	Carl Nassib	2015
2.	15.0	Larry Kubin	1979
	15.0	Michael Haynes	2002
4.	13.5	Courtney Brown	1999
5.	12.5	Maurice Evans	2007
6.	12.0	Larry Kubin	1978
	12.0	Aaron Maybin	2008
8.	11.5	Shane Conlan	1983
	11.5	Courtney Brown	1998
10.	11.0	Mark D'Onofrio	1989
	11.0	Terry Killens	1995
	11.0	Tamba Hali	2005
13.0	10.0	Brad Sciolio	1998

GAME RECAPS



Game 1

Penn State (1-0, 0-0)	34
West Virginia (0-1, 0-0)	12

August 31, 2024 • 62,084

Milan Puskar Stadium • Morgantown, W. Va.

	1	2	3	4	OT	Final
PSU	0	20	7	7	0	34
WVU	0	6	0	6	0	12

	PSU	WVU
First Downs	21	19
Rushes-Yards	42-222	37-85
Passing Yards	235	161
Comp-Att-Int	12-18-0	15-29-1
Total Offense	457	246
Plays	60	66
Fumbles (#-Lost)	1-1	4-2
Penalties (#-Lost)	8-60	1-5
Possession Time	30:25	29:35
3rd Down Conv.	5-11	4-14
Red Zone	3-3	3-4

Passing (Comp-Att-TD-Int-Yds)

PSU: Allar 11-17-3-0-216; Pribula 1-1-1-0-19.
WVU: Greene 15-28-0-0-161; Marchiol 0-1-0-1-0.

Rushing (Att-Yds-TD)

PSU: Singleton 13-114-1; Allar 6-44-0.
WVU: Donaldson 12-42-1; White 8-33-0.

Receiving (Rec-Yds-TD)

PSU: Wallace III 5-117-2; Warren 3-30-1; Evans 2-55-0.
WVU: Ray 4-37-0; Fox 2-41-0; Clement 2-34-0.

Scoring Summary

Quarter, Time	Play	Score
2Q, 14:53	PSU Wallace 50 yd pass Allar	6-0
2Q, 9:46	PSU Allen 20 yd pass Allar	13-0
2Q, 6:15	WVU Hayes 38 yd field goal	13-3
2Q, 0:37	WVU Hayes 39 yd field goal	13-6
2Q, 0:06	PSU Wallace 18 yd pass Allar	20-6
3Q, 10:16	PSU Singleton 40 yd rush	27-6
4Q, 12:49	WVU Donaldson 1 yd rush	27-12
4Q, 9:00	PSU Warren 19 yd pass Pribula	34-12

Game 2

Penn State (2-0, 0-0)	34
Bowling Green (0-2, 0-0)	27

September 7, 2024 • 103,861

Beaver Stadium • University Park, Pa.

	1	2	3	4	OT	Final
BGSU	10	14	0	3	0	27
PSU	7	13	7	7	0	34

	BGSU	PSU
First Downs	20	21
Rushes-Yards	26-121	37-234
Passing Yards	254	204
Comp-Att-Int	25-40-2	13-20-1
Total Offense	375	438
Plays	66	57
Fumbles (#-Lost)	0-0	1-0
Penalties (#-Lost)	3-18	7-76
Possession Time	32:00	28:00
3rd Down Conv.	7-14	2-9
Red Zone	3-3	3-4

Passing (Comp-Att-TD-Int-Yds)

PSU: Allar 13-20-2-1-204.
BGSU: Bazalak 25-39-2-2-254.

Rushing (Att-Yds-TD)

PSU: Singleton 13-119-1; Allen 14-101-0.
BGSU: Patterson 16-57-0; Johnson 5-46-1.

Receiving (Rec-Yds-TD)

PSU: Warren 8-146-0; Evans 2-34-1; Singleton 1-14-1.
BGSU: Fannin 11-137-1; Johnson 8-81-1; Pegues 3-11-0.

Scoring Summary

Quarter, Time	Play	Score
1Q, 12:39	BGSU Fannin 6 yd pass Bazalak	0-7
1Q, 10:14	PSU Allar 5 yd rush	7-7
1Q, 4:50	BGSU Kleather 33 yd field goal	7-10
2Q, 12:48	BGSU Johnson 15 yd pass Bazalak	7-17
2Q, 11:48	PSU Evans 29 yd pass Allar	14-17
2Q, 5:28	PSU Sahaydak 43 yd field goal	17-17
2Q, 3:32	BGSU Johnson 41 yd rush	17-24
2Q, 0:10	PSU Sahaydak 28 yd field goal	20-24
3Q, 6:13	PSU Singleton 14 yd pass Allar	27-24
4Q, 4:09	PSU Singleton 41 yd rush	34-24
4Q, 0:47	BGSU Kleather 42 yd field goal	34-27

Game 3

Penn State (3-0, 0-0)	56
Kent State (0-4, 0-0)	0

September 21, 2024 • 109,526

Beaver Stadium • University Park, Pa.

	1	2	3	4	OT	Final
KENT	0	0	0	0	0	0
PSU	7	21	14	14	0	56

	KENT	PSU
First Downs	6	40
Rushes-Yards	30-49	50-309
Passing Yards	18	409
Comp-Att-Int	2-13-0	24-31-1
Total Offense	67	718
Plays	43	81
Fumbles (#-Lost)	1-0	1-0
Penalties (#-Lost)	2-20	7-65
Possession Time	24:19	35:41
3rd Down Conv.	1-11	8-10
Red Zone	0-0	7-7

Passing (Comp-Att-TD-Int-Yds)

PSU: Allar 17-21-3-0-309; Pribula 6-9-1-1-83.
KENT: Sherrod 2-6-0-0-18; Ulatowski 0-6-0-0-0.

Rushing (Att-Yds-TD)

PSU: Singleton 11-81-0; Allen 11-66-0.
KENT: Harris 10-20-0; Thomas 4-16-0.

Receiving (Rec-Yds-TD)

PSU: Warren 5-50-0; Evans 4-116-1; Clifford 3-64-1.
KENT: Banks 1-13; Floriea 1-5.

Scoring Summary

Quarter, Time	Play	Score
1Q, 2:38	PSU Warren 16 yd pass Allar	7-0
2Q, 5:49	PSU Singleton 17 yd pass Warren	14-0
2Q, 1:29	PSU Clifford 14 yd pass Allar	21-0
2Q, 0:15	PSU Allar 5 yd rush	28-0
3Q, 13:13	PSU Evans 59 yd pass Allar	35-0
3Q, 4:55	PSU Dinkins 13 yd pass Pribula	42-0
4Q, 9:21	PSU Wallace 1 yd rush	49-0
4Q, 1:25	PSU Pribula 1 yd rush	56-0

GAME RECAPS



Game 4

Penn State (4-0, 1-0)	21
Illinois (4-1, 1-1)	7

Game 5

Penn State (5-0, 2-0)	27
UCLA (1-4, 0-3)	11

Game 6

Penn State (6-0, 3-0)	33
USC (3-3, 1-3)	30

September 28, 2024 • 109,911
Beaver Stadium • University Park, Pa.

	1	2	3	4	OT	Final
ILL	7	0	0	0	0	7
PSU	7	0	7	7	0	21

	ILL	PSU
First Downs	17	24
Rushes-Yards	32-34	44-239
Passing Yards	185	135
Comp-Att-Int	16-25-1	15-21-0
Total Offense	219	374
Plays	57	65
Fumbles (#-Lost)	2-1	0-0
Penalties (#-Lost)	9-60	6-63
Possession Time	26:11	33:49
3rd Down Conv.	4-13	6-11
Red Zone	1-2	3-4

Passing (Comp-Att-TD-Int-Yds)

PSU: Allar 15-21-0-0-135.
ILL: Altmeyer 16-25-1-1-185.

Rushing (Att-Yds-TD)

PSU: Allen 18-102-1; Singleton 16-94-1.
ILL: Feagin 13-64-0; McCray 3-(-2)-0.

Receiving (Rec-Yds-TD)

PSU: Warren 4-34-0; Wallace III 3-38-0.
ILL: Franklin 4-49-0; Beatty 2-39-0.

Scoring Summary

Quarter, Time	Play	Score
1Q, 9:36	ILL Goda 4 yd pass Altmeyer	0-7
1Q, 5:34	PSU Warren 3 yd rush	7-7
3Q, 8:38	PSU Singleton 4 yd rush	14-7
4Q, 1:55	PSU Allen 5 yd rush	21-7

October 5, 2024 • 110,047
Beaver Stadium • University Park, Pa.

	1	2	3	4	OT	Final
UCLA	0	3	0	8	0	11
PSU	0	14	10	3	0	27

	UCLA	PSU
First Downs	14	18
Rushes-Yards	29-93	30-85
Passing Yards	167	237
Comp-Att-Int	22-30-0	17-24-0
Total Offense	260	322
Plays	59	54
Fumbles (#-Lost)	1-0	0-0
Penalties (#-Lost)	5-45	2-20
Possession Time	32:57	27:03
3rd Down Conv.	6-15	7-12
Red Zone	2-3	4-4

Passing (Comp-Att-TD-Int-Yds)

PSU: Allar 17-24-1-0-237.
UCLA: Martin 22-30-1-0-167.

Rushing (Att-Yds-TD)

PSU: Allen 21-78-1; Allar 4-(-3)-1.
UCLA: Berger 9-38-0; Jones 5-38-0.

Receiving (Rec-Yds-TD)

PSU: Clifford 3-107-0; Warren 3-29-1.
UCLA: Loya 6-57-1; Harden 5-59-0.

Scoring Summary

Quarter, Time	Play	Score
2Q, 6:40	PSU Allar 1 yd rush	7-0
2Q, 2:51	UCLA Bhaghani 25 yd field goal	7-3
2Q, 0:20	PSU Warren 5 yd pass Allar	14-3
3Q, 8:36	PSU Barker 25 yd field goal	17-3
3Q, 2:57	PSU Allen 1 yd rush	24-3
4Q, 8:17	PSU Barker 40 yd field goal	27-3
4Q, 0:16	UCLA Loya 1 yd pass Martin	17-11

October 12, 2024 • 75,250
L.A. Memorial Coliseum • Los Angeles, Calif.

	1	2	3	4	OT	Final
PSU	3	3	14	10	3	33
USC	7	13	3	7	0	30

	PSU	USC
First Downs	28	16
Rushes-Yards	31-118	24-189
Passing Yards	400	220
Comp-Att-Int	31-44-3	20-34-1
Total Offense	518	409
Plays	75	58
Fumbles (#-Lost)	0-0	0-0
Penalties (#-Lost)	3-25	5-60
Possession Time	32:22	27:38
3rd Down Conv.	4-13	2-11
Red Zone	6-6	2-2

Passing (Comp-Att-TD-Int-Yds)

PSU: Allar 30-43-2-3-391; Warren 1-1-0-0-9.
USC: Moss 20-34-2-1-220.

Rushing (Att-Yds-TD)

PSU: Allen 16-56-1; Allar 4-32-0.
USC: Marks 20-111-0; Joyner 3-82-1.

Receiving (Rec-Yds-TD)

PSU: Warren 17-224-1; Singleton 4-39-1.
USC: Lemon 6-73-0; Hudson 4-36-1.

Scoring Summary

Quarter, Time	Play	Score
1Q, 4:53	PSU Barker 34 yd field goal	3-0
1Q, 4:38	USC Joyner 75 yd rush	3-7
2Q, 13:33	USC Joyner 9 yd pass Moss	3-14
2Q, 10:05	USC Lantz 45 yd field goal	3-17
2Q, 2:46	PSU Barker 33 yd field goal	6-17
2Q, 0:07	USC Lantz 47 yd field goal	6-20
3Q, 12:52	PSU Warren 32 yd pass Allar	13-20
3Q, 4:42	PSU Allen 1 yd rush	20-20
3Q, 0:28	USC Lantz 39 yd field goal	20-23
4Q, 10:50	PSU Barker 20 yd field goal	23-23
4Q, 5:56	USC Hudson 5 yd pass Moss	23-30
4Q, 2:53	PSU Singleton 14 yd pass Allar	30-30
OT, PSU	Barker 36 yd field goal	33-30

GAME RECAPS



Game 7

Penn State (7-0, 4-0)	28
Wisconsin (5-3, 2-2)	13

October 26, 2024 • 76,403

Camp Randall Stadium • Madison, Wis.

	1	2	3	4	OT	Final
PSU	0	7	7	14	0	28
WISC	3	7	3	0	0	13

	PSU	WISC
First Downs	22	16
Rushes-Yards	35-173	27-81
Passing Yards	246	217
Comp-Att-Int	25-31-0	22-42-1
Total Offense	419	298
Plays	66	69
Fumbles (#-Lost)	2-1	0-0
Penalties (#-Lost)	6-41	5-33
Possession Time	34:31	25:29
3rd Down Conv.	8-14	7-18
Red Zone	2-2	2-3

Passing (Comp-Att-TD-Int-Yds)

PSU: Allar 14-18-1-0-148; Pribula 11-13-1-0-98.
WISC: Locke 22-42-0-1-217.

Rushing (Att-Yds-TD)

PSU: Allen 11-86-1; Singleton 12-49-0.
WISC: Walker 22-59-1; Dupree 3-3-0.

Receiving (Rec-Yds-TD)

PSU: Warren 7-46-0; Wallace III 5-67-0.
WISC: Pauling 8-79-0; Anthony II 7-68-0.

Scoring Summary

Quarter, Time	Play	Score
1Q, 11:05	WIS Vakos 50 yd field goal	0-3
2Q, 14:37	PSU Singleton 6 yd pass Allar	7-3
2Q, 1:23	WIS Walker 1 yd rush	7-10
3Q, 6:29	PSU Reed 19 yd INT return	14-10
3Q, 2:44	WIS Vakos 32 yd field goal	14-13
4Q, 10:01	PSU Dinkins 1 yd pass Pribula	21-13
4Q, 3:10	PSU Allen 24 yd rush	28-13

Game 8

Ohio State (7-1, 4-1)	20
Penn State (7-1, 4-1)	13

November 2, 2024 • 111,030

Beaver Stadium • University Park, Pa.

	1	2	3	4	OT	Final
OSU	7	7	3	3	0	20
PSU	10	0	3	0	0	13

	OSU	PSU
First Downs	21	15
Rushes-Yards	40-176	32-120
Passing Yards	182	150
Comp-Att-Int	16-24-1	13-21-1
Total Offense	358	270
Plays	64	53
Fumbles (#-Lost)	1-1	0-0
Penalties (#-Lost)	2-15	5-45
Possession Time	31:29	28:31
3rd Down Conv.	6-13	3-11
Red Zone	0-1	1-3

Passing (Comp-Att-TD-Int-Yds)

PSU: Allar 12-20-0-1-146; Pribula 1-1-0-0-4.
OSU: Howard 16-24-2-1-182.

Rushing (Att-Yds-TD)

PSU: Warren 3-47-0; Allar 10-31-0.
OSU: Judkins 14-95-0; Henderson 10-54-0.

Receiving (Rec-Yds-TD)

PSU: Singleton 6-54-0; Warren 4-47-0.
OSU: Smith 4-55-0; Egbuka 3-31-1.

Scoring Summary

Quarter, Time	Play	Score
1Q, 6:54	PSU Barker 29 yd field goal	3-0
1Q, 5:37	PSU Tracy 31 yd INT return	10-0
1Q, 1:59	OSU Egbuka 25 yd pass Howard	10-7
2Q, 11:54	OSU Inniss 21 yd pass Howard	10-14
3Q, 10:40	OSU Fielding 46 yd field goal	10-17
3Q, 5:03	PSU Barker 44 yd field goal	13-17
4Q, 10:13	OSU Fielding 39 yd field goal	13-20

Game 9

Penn State (8-1, 5-1)	35
Washington (5-5, 3-4)	6

November 9, 2024 • 110,233

Beaver Stadium • University Park, Pa.

	1	2	3	4	OT	Final
UW	0	0	3	3	0	6
PSU	7	21	0	7	0	35

	UW	PSU
First Downs	14	24
Rushes-Yards	74	266
Passing Yards	119	220
Comp-Att-Int	16-23-1	20-30-0
Total Offense	193	486
Plays	56	70
Fumbles (#-Lost)	1-0	1-1
Penalties (#-Lost)	4-24	5-54
Possession Time	28:52	31:08
3rd Down Conv.	4-13	10-13
Red Zone	2-3	5-6

Passing (Comp-Att-TD-Int-Yds)

PSU: Allar 20-28-1-0-220; Warren 0-2-0-0-0.
UW: Rogers 10-13-0-1-59; Williams 6-10-0-0-60.

Rushing (Att-Yds-TD)

PSU: Allen 20-98-1; Smith 5-95-0.
UW: Williams 10-38-0; Coleman 11-24-0.

Receiving (Rec-Yds-TD)

PSU: Warren 8-75-0; Wallace III 5-84-0
UW: Jackson 5-23-0; Boston 2-35-0.

Scoring Summary

Quarter, Time	Play	Score
1Q, 3:48	PSU Pribula 8 yd rush	7-0
2Q, 9:22	PSU Warren 2 yd rush	14-0
2Q, 3:23	PSU Warren 2 yd rush	21-0
2Q, 0:23	PSU Fleming 8 yd pass Allar	28-0
3Q, 9:47	UW Gross 24 yd field goal	28-3
4Q, 13:33	UW Gross 35 yd field goal	28-6
4Q, 4:50	PSU Allen 1 yd rush	35-6

GAME RECAPS



Game 10

Penn State (9-1, 6-1)	49
Purdue (1-9, 0-7)	10

November 16, 2024 • 58,346

Ross-Ade Stadium • West Lafayette, Ind.

	1	2	3	4	OT	Final
PSU	14	7	21	7	0	49
PUR	0	3	0	7	0	10

	PSU	PUR
First Downs	23	16
Rushes-Yards	34-234	28-85
Passing Yards	305	217
Comp-Att-Int	22-27-0	15-31-0
Total Offense	539	302
Plays	61	59
Fumbles (#-Lost)	0-0	0-0
Penalties (#-Lost)	3-26	4-34
Possession Time	31:20	28:40
3rd Down Conv.	9-14	5-14
Red Zone	3-3	2-2

Passing (Comp-Att-TD-Int-Yds)

PSU: Allar 17-19-3-0-247; Pribula 5-8-1-0-58.
PUR: Card 11-20-0-0-151; Browne 3-7-1-0-40.

Rushing (Att-Yds-TD)

PSU: Warren 3-63-1; Pribula 5-56-1.
PUR: Mockabee 11-40-0; Merriweather 2-16-0.

Receiving (Rec-Yds-TD)

PSU: Warren 8-127-1; Wallace III 2-54-1.
PUR: Klare 7-91-1; Edrine 2-48-0.

Scoring Summary

Quarter, Time	Play	Score
1Q, 10:08	PSU Allen 2 yd pass Allar	7-0
1Q, 2:31	PSU Warren 15 yd pass Allar	14-0
2Q, 8:47	PUR Freehill 22 yd field goal	14-3
2Q, 6:04	PSU Singleton 10 yd rush	21-3
3Q, 11:26	PSU Warren 48 yd rush	28-3
3Q, 4:42	PSU Wallace 46 yd pass Allar	35-3
3Q, 0:32	PSU Pribula 49 yd rush	42-3
4Q, 9:50	PUR Klare 20 yd pass Browne	42-10
4Q, 1:51	PSU Reynolds 24 yd pass Pribula	49-10



Game 11

Penn State (10-1, 7-1)	26
Minnesota (6-5, 4-4)	25

November 23, 2024 • 44,266

Huntington Bank Stadium • Minneapolis, Minn.

	1	2	3	4	OT	Final
PSU	0	16	7	3	0	26
MINN	7	12	3	3	0	25

	PSU	MINN
First Downs	20	18
Rushes-Yards	33-117	36-106
Passing Yards	244	175
Comp-Att-Int	21-28-0	15-23-1
Total Offense	361	281
Plays	61	59
Fumbles (#-Lost)	0-0	1-1
Penalties (#-Lost)	2-10	1-15
Possession Time	25:49	34:11
3rd Down Conv.	1-11	6-12
Red Zone	4-5	2-2

Passing (Comp-Att-TD-Int-Yds)

PSU: Allar 21-28-1-0-244.
MINN: Brosmer 15-23-1-1-175.

Rushing (Att-Yds-TD)

PSU: Singleton 13-63-1; Reynolds 1-32-0.
MINN: Taylor 17-58-0; Major 10-37-1.

Receiving (Rec-Yds-TD)

PSU: Warren 8-102-0; Evans 2-51-1.
MINN: Jackson 6-90-0; Spencer 2-46-0.

Scoring Summary

Quarter, Time	Play	Score
1Q, 8:57	MINN Major 20 yd rush	0-7
2Q, 12:56	MINN Kesich 48 yd field goal	0-10
2Q, 10:48	PSU Evans 45 yd pass Allar	7-10
2Q, 7:50	PSU Barker 45 yd field goal	10-10
2Q, 1:03	MINN Geers 21 yd pass Brosmer	10-17
2Q, 0:19	PSU Allar 4 yd rush	16-17
2Q, 0:19	MINN Robinson 88 yd blocked PAT return	16-19
3Q, 9:49	MINN Kesich 42 yd field goal	16-22
3Q, 3:43	PSU Singleton 12 yd rush	23-22
4Q, 11:51	PSU Barker 32 yd field goal	26-22
4Q, 5:48	MINN Kesich 26 yd field goal	26-25



Game 12

Penn State (11-1, 8-1)	44
Maryland (4-8, 1-8)	7

November 30, 2024 • 104,044

Beaver Stadium • University Park, Pa.

	1	2	3	4	OT	Final
UMD	7	0	0	0	0	7
PSU	3	28	0	13	0	44

	UMD	PSU
First Downs	13	24
Rushes-Yards	31-72	49-219
Passing Yards	122	193
Comp-Att-Int	15-26-3	20-30-0
Total Offense	194	412
Plays	57	79
Fumbles (#-Lost)	0-0	4-1
Penalties (#-Lost)	2-8	5-47
Possession Time	27:20	32:40
3rd Down Conv.	2-12	5-15
Red Zone	0-0	6-7

Passing (Comp-Att-TD-Int-Yds)

PSU: Allar 17-26-1-0-171; Pribula 2-3-1-0-13.
UMD: Morris 14-24-1-3-112; Long 1-2-0-0-10.

Rushing (Att-Yds-TD)

PSU: Singleton 13-87-2; Allen 13-34-0.
UMD: Hemby 13-64-0; Ray 9-51-0.

Receiving (Rec-Yds-TD)

PSU: Warren 6-68-1; Evans 4-49-0.
UMD: Felton 4-27-0; Hemby 3-20-0.

Scoring Summary

Quarter, Time	Play	Score
1Q, 14:46	UMD Prather 25 yd pass Morris	0-7
1Q, 12:47	PSU Barker 49 yd field goal	3-7
2Q, 12:53	PSU Singleton 2 yd rush	10-7
2Q, 10:11	PSU Allar 1 yd rush	17-7
2Q, 6:53	PSU Pribula 1 yd rush	24-7
2Q, 1:46	PSU Warren 7 yd pass Allar	31-7
4Q, 14:14	PSU Singleton 18 yd rush	38-7
4Q, 0:00	PSU Denmark 15 yd pass Pribula	45-7

GAME RECAPS



Game 13

Oregon (13-0)..... 45
Penn State (11-2) 37

December 7, 2024 • 67,469
Lucas Oil Stadium • Indianapolis, Ind.

	1	2	3	4	OT	Final
PSU	10	14	0	13	0	37
UO	14	17	7	7	0	45

	PSU	UO
First Downs	28	24
Rushes-Yards	35-292	43-183
Passing Yards	226	283
Comp-Att-Int	20-39-2	22-32-0
Total Offense	518	466
Plays	74	75
Fumbles (#-Lost)	1-0	1-0
Penalties (#-Lost)	5-65	3-24
Possession Time	27:24	32:36
3rd Down Conv.	7-13	6-13
Red Zone	4-4	5-5

Passing (Comp-Att-TD-Int-Yds)

PSU: Allar 20-39-3-2-226.
UO: Gabriel 22-32-4-0-283.

Rushing (Att-Yds-TD)

PSU: Allen 14-124-1; Singleton 10-105-0.
UO: James 20-87-2; Whittington 15-82-0.

Receiving (Rec-Yds-TD)

PSU: Warren 7-84-0; Wallace III 4-59-1.
UO: Johnson 11-181-1; Ferguson 3-30-1.

Scoring Summary

Quarter, Time	Play	Score
1Q, 10:40, UO	Sadiq 28 yd pass Gabriel	0-7
1Q, 7:30, PSU	Barker 33 yd field goal	3-7
1Q, 3:21, UO	Sadiq 2 yd pass Gabriel	3-14
1Q, 1:24, PSU	Singleton 22 yd pass Allar	10-14
2Q, 13:04, UO	Ferguson 4 yd pass Gabriel	10-21
2Q, 10:05, UO	James 1 yd rush	10-28
2Q, 6:49, PSU	Evans 22 yd pass Allar	17-28
2Q, 1:53, PSU	Allar 7 yd rush	24-28
2Q, 0:07, UO	Sappington 32 yd field goal	24-31
3Q, 7:35, UO	Johnson 48 yd pass Gabriel	24-38
4Q, 14:17, PSU	Allen 1 yd rush	30-38
4Q, 7:28, UO	James 3 yd rush	30-45
4Q, 3:41, PSU	Wallace 14 yd pass Allar	37-45

BOWL/CFP OPPONENTS

SMU is one of the 33 different opponents that Penn State has faced in a bowl or CFP game.

USC.....	4
Alabama.....	3
Florida.....	3
Florida State.....	3
Tennessee.....	3
Auburn.....	2
Georgia.....	2
Kentucky.....	2
LSU.....	2
Oklahoma.....	2
Oregon.....	2
SMU.....	2
Texas.....	2
Texas A&M.....	2
Washington.....	2
Arizona State.....	1
Arkansas.....	1
Baylor.....	1
Boston College.....	1
BYU.....	1
Clemson.....	1
Georgia Tech.....	1
Houston.....	1
Kansas.....	1
Memphis.....	1
Miami (Fla.).....	1
Missouri.....	1
Notre Dame.....	1
Ohio State.....	1
Ole Miss.....	1
Stanford.....	1
Tulane.....	1
Utah.....	1
TOTAL.....	54

BOWL DESTINATIONS

Penn State has played in 16 different bowl games.

#	Bowl	Last
7	Fiesta	Dec. 30, 2017 vs. Washington
6	Citrus/Capital One	Jan. 1, 2019 vs. Kentucky
5	Orange	Jan. 3, 2006 vs. Florida State
	TaxSlayer Gator	Jan. 2, 2016 vs. Georgia
	Outback	Jan. 1, 2022 vs. Arkansas
	Rose	Jan. 2, 2023 vs. Utah
4	Cotton	Dec. 28, 2019 vs. Memphis
	Sugar	Jan. 1, 1983 vs. Georgia
3	Liberty	Dec. 22, 1979 vs. Tulane
2	Alamo	Dec. 29, 2007 vs. Texas A&M
	Blockbuster	Jan. 1, 1993 vs. Stanford
1	Aloha	Dec. 26, 1983 vs. Washington
	Holiday	Dec. 29, 1989 vs. BYU
	Peach	Dec. 30, 2023 vs. Ole Miss
	Pinstripe	Dec. 27, 2014 vs. Boston College
	TicketCity	Jan. 1, 2012 vs. Houston

The Nittany Lions have played bowl games in 10 different states.

#	State	Last
24	Florida	Outback - Jan. 1, 2022
7	Texas	Cotton - Dec. 28, 2019
	Arizona	Fiesta - Dec. 30, 2017
6	California	Rose - Jan. 2, 2022
4	Louisiana	Sugar - Jan. 1, 1983
2	Pennsylvania	Liberty - Dec. 17, 1960
1	Georgia	Peach - Dec. 30, 2023
	Hawaii	Aloha - Dec. 26, 1983
	New York	Pinstripe - Dec. 27, 2014
	Tennessee	Liberty - Dec. 22, 1979

NFL STADIUMS (BOWLS)

Date	Score	Bowl/Opponent	Site
Jan. 1, 1969	W, 15-14	Orange/Kansas	[1]
Jan. 1, 1970	W, 10-3	Orange/Missouri	[1]
Jan. 1, 1972	W, 30-6	Cotton/Texas	[2]
Dec. 31, 1972	L, 0-14	Sugar/Oklahoma	[3]
Jan. 1, 1974	W, 16-9	Orange/LSU	[1]
Dec. 31, 1975	L, 6-13	Sugar/Alabama	[4]
Jan. 1, 1979	L, 7-14	Sugar/Alabama	[4]
Jan. 1, 1983	W, 27-23	Sugar/Georgia	[4]
Jan. 1, 1986	L, 25-10	Orange/Oklahoma	[1]
Dec. 29, 1989	W, 50-39	Holiday/BYU	[5]
Dec. 28, 1990	L, 24-17	Blockbuster/Florida St.	[6]
Jan. 1, 1992	W, 42-17	Fiesta/Tennessee	[7]
Jan. 1, 1993	L, 3-24	Blockbuster/Stanford	[6]
Jan. 1, 1996	W, 43-14	Outback/Auburn	[8]
Jan. 1, 1997	W, 38-15	Fiesta/Texas	[7]
Jan. 1, 1999	W, 26-14	Outback/Kentucky	[9]
Jan. 3, 2006	W, 26-23	Orange/Florida State	[6]
Jan. 1, 2007	W, 20-10	Outback/Tennessee	[9]
Jan. 1, 2011	L, 24-37	Outback/Florida	[9]
Jan. 1, 2016	L, 17-24	TaxSlayer/Georgia	[10]
Dec. 30, 2017	W, 35-28	Fiesta/Washington	[11]
Dec. 28, 2019	W, 53-39	Cotton/Memphis	[12]
Jan. 1, 2022	L, 10-24	Outback/Arkansas	[9]
Dec. 30, 2023	L, 25-38	Peach/Ole Miss	[13]

- [1] - Miami Orange Bowl; Miami, Fla.
[2] - Cotton Bowl; Dallas, Texas
[3] - Tulane Stadium; New Orleans, La.
[4] - Louisiana/Mercedes-Benz Superdome; New Orleans, La.
[5] - Qualcomm Stadium; San Diego, Calif.
[6] - Joe Robbie/Dolphin/Sun Life/Hard Rock Stadium; Miami Gardens, Fla.
[7] - Sun Devil Stadium; Tempe, Ariz.
[8] - Tampa Stadium; Tampa, Fla.
[9] - Raymond James Stadium; Tampa, Fla.
[10] - EverBank/TIAA Bank Field; Jacksonville, Fla.
[11] - University of Phoenix/State Farm Stadium; Glendale, Ariz.
[12] - AT&T Stadium; Arlington, Texas
[13] - Mercedes-Benz Stadium; Atlanta, Ga.



No. 2 Penn State knocked off No. 1 Georgia, 27-23, in the 1983 Sugar Bowl to earn its first National Championship.



Penn State outlasted Florida State in three overtimes for a thrilling 26-23 victory in the 2006 Orange Bowl.



Trace McSorley eclipsed 400 total yards to lead Penn State past Washington, 35-28, in the 2017 Playstation Fiesta Bowl.



Micha Parsons posted 14 tackles, three tackles for loss, two sacks and two fumbles to guide Penn State to a 53-39 win over Memphis in the 2019 Cotton Bowl.



Sean Clifford (right) threw for 279 yards and two touchdowns, earning Rose Bowl Offensive MVP honors after leading Penn State to a 35-21 win over Utah.



Penn State made its first appearance in the Chick-fil-A Peach Bowl in 2023 against Ole Miss.

BOWL HISTORY

BOWL/CFP APPEARANCES	
SCHOOL	BOWLS/CFP
Alabama	78
Georgia	63
Texas	60
Oklahoma	58
Tennessee	57
USC	57
LSU	56
Ohio State	56
Nebraska	54
PENN STATE	54
Michigan	52
Clemson	51
Florida	50

BOWL/CFP VICTORIES	
SCHOOL	WINS
Alabama	45
Georgia	38
USC	35
PENN STATE	31
Oklahoma	31
Texas	31
Tennessee	31
LSU	30
Florida State	29
Clemson	27
Nebraska	26
Ohio State	26

BOWL/CFP WINNING PERCENTAGE		
(Min. 20 Appearances)		
SCHOOL	RECORD	PCT.
Utah	17-9-0	65.4
Marshall	13-7-0	65.0
Oklahoma State	22-12-0	64.7
Georgia	38-21-3	63.7
Ole Miss	25-15-0	62.5
USC	35-21-0	62.5
Alabama	45-28-3	61.9
Florida State	28-18-2	60.4
PENN STATE	31-20-2	60.4
Syracuse	16-11-1	58.9

BOWL APPEARANCES

1922 L	Rose: Jan. 1, 1923 USC 14, Penn State 3	1978 L	Sugar: Jan. 1, 1979 Alabama 14, Penn State 7	1995 W	Outback: Jan. 1, 1996 Penn State 43, Auburn 14 <i>MVP: Bobby Engram</i>	2016 L	Rose: Jan. 2, 2017 USC 52, Penn State 49
1947 T	Cotton: Jan. 1, 1948 Penn State 13, SMU 13	1979 W	Liberty: Dec. 22, 1979 Penn State 9, Tulane 6	1996 W	Fiesta: Jan. 1, 1997 Penn State 38, Texas 15 <i>Off. Player of the Game: Curtis Enis</i> <i>Def. Player of the Game: Brandon Noble</i>	2017 W	Fiesta: Dec. 30, 2017 Penn State 35, Washington 28 <i>Off. Player of the Game: Trace McSorley</i> <i>Def. Player of the Game: Marcus Allen</i>
1959 W	Liberty: Dec. 19, 1959 Penn State 7, Alabama 0 <i>Leftwich Memorial Trophy: Jay Huffman</i>	1980 W	Fiesta: Dec. 26, 1980 Penn State 31, Ohio State 19 <i>Outstanding Off. Player: Curt Warner</i> <i>Outstanding Def. Player: Frank Case</i> <i>Sportsmanship Award: Frank Case</i>	1997 L	Citrus: Jan. 1, 1998 Florida 21, Penn State 6 <i>Team Offensive MVP: Chris Eberly</i> <i>Team Defensive MVP: Brandon Short</i>	2018 L	Citrus: Jan. 1, 2019 Kentucky 27, Penn State 24
1960 W	Liberty: Dec. 17, 1960 Penn State 41, Oregon 12 <i>Leftwich Memorial Trophy: Dick Hoak</i>	1981 W	Fiesta: Jan. 1, 1982 Penn State 26, USC 10 <i>Outstanding Off. Player: Curt Warner</i> <i>Outstanding Def. Player: Leo Wisniewski</i>	1998 W	Outback: Jan. 1, 1999 Penn State 26, Kentucky 14 <i>MVP: Courtney Brown</i>	2019 W	Cotton: Dec. 28, 2019 Penn State 53, Memphis 39 <i>Outstanding Off. Player: Journey Brown</i> <i>Outstanding Def. Player: Micah Parsons</i>
1961 W	Gator: Dec. 30, 1961 Penn State 30, Georgia Tech 15 <i>Burkhalter Award: Galen Hall</i>	1982 W	Sugar: Jan. 1, 1983 Penn State 27, Georgia 23 <i>Outstanding Player: Todd Blackledge</i>	1999 W	Alamo: Dec. 28, 1999 Penn State 24, Texas A&M 0 <i>Offensive MVP: Rashard Casey</i> <i>Defensive MVP: LaVar Arrington</i>	2022 L	Outback: Jan. 1, 2022 Arkansas 24, Penn State 10
1962 L	Gator: Dec. 29, 1962 Florida 17, Penn State 7 <i>Miller Award: Dave Robinson</i>	1983 W	Aloha: Dec. 26, 1983 Penn State 13, Washington 10 <i>Outstanding Def. Player: George Reynolds</i>	2002 L	Capital One: Jan. 1, 2003 Auburn 13, Penn State 9 <i>Offensive MVP: Michael Robinson</i> <i>Defensive MVP: Anthony Adams</i>	2023 W	Rose: Jan. 2, 2023 Penn State 35, Utah 21 <i>Offensive MVP: Sean Clifford</i> <i>Defensive MVP: Ji'Ayir Brown</i>
1967 T	Gator: Dec. 30, 1967 Penn State 17, Florida State 17 <i>Burkhalter Award: Tom Sherman</i>	1985 L	Orange: Jan. 1, 1986 Oklahoma 25, Penn State 10	2005 W	Orange: Jan. 3, 2006 Penn State 26, Florida State 23 (3 OT)	2023	Peach: Dec. 30, 2023 Ole Miss 38, Penn State 25
1968 W	Orange: Jan. 1, 1969 Penn State 15, Kansas 14	1986 W	Fiesta: Jan. 2, 1987 Penn State 14, Miami (Fla.) 10 <i>Most Valuable Off. Player: D.J. Dozier</i> <i>Most Valuable Def. Player: Shane Conlan</i>	2006 W	Outback: Jan. 1, 2007 Penn State 20, Tennessee 10 <i>Most Valuable Player: Tony Hunt</i>	2024 6 seed	College Football Playoff First Round: vs. 11 seed SMU
1969 W	Orange: Jan. 1, 1970 Penn State 10, Missouri 3 <i>Most Valuable Back: Chuck Burkhart</i> <i>Most Valuable Lineman: Mike Reid</i>	1987 L	Citrus: Jan. 1, 1988 Clemson 35, Penn State 10	2007 W	Alamo: Dec. 29, 2007 Penn State 24, Texas A&M 17 <i>Offensive MVP: Rodney Kinlaw</i> <i>Defensive MVP: Sean Lee</i>		
1971 W	Cotton: Jan. 1, 1972 Penn State 30, Texas 6 <i>Outstanding Off. Player: Lydell Mitchell</i> <i>Outstanding Def. Player: Bruce Bannon</i>	1989 W	Holiday: Dec. 29, 1989 Penn State 50, BYU 39 <i>Player of the Game: Blair Thomas; Ty Detmer (BYU)</i>	2008 L	Rose: Jan. 1, 2009 USC 38, Penn State 24		
1972 L	Sugar: Dec. 31, 1972 Oklahoma 14, Penn State 0	1990 L	Blockbuster: Dec. 28, 1990 Florida State 24, Penn State 17	2009 W	Capital One: Jan. 1, 2010 Penn State 19, LSU 17 <i>Most Valuable Player: Daryll Clark</i>		
1973 W	Orange: Jan. 1, 1974 Penn State 16, LSU 9 <i>Most Valuable Back: Tom Shuman</i> <i>Most Valuable Lineman: Randy Crowder</i>	1991 W	Fiesta: Jan. 1, 1992 Penn State 42, Tennessee 17 <i>Most Valuable Off. Player: O.J. McDuffie</i> <i>Most Valuable Def. Player: Reggie Givens</i>	2010 L	Outback: Jan. 1, 2011 Florida 37, Penn State 24		
1974 W	Cotton: Jan. 1, 1975 Penn State 41, Baylor 20 <i>Outstanding Off. Player: Tom Shuman</i>	1992 L	Blockbuster: Jan. 1, 1993 Stanford 24, Penn State 3	2011 L	TicketCity: Jan. 2, 2012 Houston 30, Penn State 14		
1975 L	Sugar: Dec. 31, 1975 Alabama 13, Penn State 6	1993 W	Citrus: Jan. 1, 1994 Penn State 31, Tennessee 13 <i>Most Valuable Off. Player: Bobby Engram</i> <i>Most Valuable Def. Player: Lee Rubin</i>	2014 W	Pinstripe: Dec. 27, 2014 Penn State 31, Boston College 30 (OT) <i>MVP: Christian Hackenberg</i>		
1976 L	Gator: Dec. 27, 1976 Notre Dame 20, Penn State 9 <i>Outstanding PSU Player: Jimmy Cefalo</i>	1994 W	Rose: Jan. 2, 1995 Penn State 38, Oregon 20 <i>MVPs: Ki-Jana Carter, Danny O'Neil (Oregon)</i>	2015 L	TaxSlayer Gator: Jan. 2, 2016 Georgia 24, Penn State 17 <i>PSU MVP: Trace McSorley</i>		

INDIVIDUAL BOWL/POSTSEASON RECORDS

RUSHING

YARDAGE

1.	202	Journey Brown	2019 Cotton
2.	194	Saquon Barkley	2017 Rose
3.	186	Blair Thomas	1989 Holiday
4.	158	Tony Hunt	2007 Outback
5.	156	Ki-Jana Carter	1995 Rose
6.	155	Curt Warner	1980 Fiesta
7.	146	Lydell Mitchell	1972 Cotton
8.	145	Curt Warner	1982 Fiesta
9.	143	Rodney Kinlaw	2007 Alamo
10.	120	Nicholas Singleton	2023 Rose

ATTEMPTS

1.	35	Blair Thomas	1989 Holiday
2.	31	Tony Hunt	2007 Outback
3.	27	Lydell Mitchell	1972 Cotton
4.	26	John Cappelletti	1974 Orange
	26	Steve Geise	1977 Fiesta
	26	Curt Warner	1982 Fiesta
	26	Austin Scott	2006 Orange
8.	25	Saquon Barkley	2017 Rose
	25	Tom Donchez	1975 Cotton
	25	Frank Rogel	1948 Cotton

AVERAGE

(Minimum 10 Attempts)

1.	12.6	Journey Brown	2019 Cotton
2.	8.6	Curt Warner	1980 Fiesta
3.	7.9	Stephen Pitts	1996 Outback
4.	7.8	Saquon Barkley	2017 Rose
5.	7.6	Booker Moore	1980 Fiesta
	7.6	Saquon Barkley	2017 Fiesta
7.	7.4	Ki-Jana Carter	1995 Rose
8.	6.8	Brian Milne	1996 Outback
	6.8	Rodney Kinlaw	2007 Alamo
10.	6.5	Curt Warner	1983 Sugar

TOUCHDOWNS

1.	3	Ki-Jana Carter	1995 Rose
2.	2	Dick Hoak	1960 Liberty
	2	Matt Suhey	1977 Fiesta
	2	Curt Warner	1982 Fiesta
	2	Curt Warner	1983 Sugar
	2	Leroy Thompson	1989 Holiday
	2	Ki-Jana Carter	1994 Citrus
	2	Curtis Enis	1997 Fiesta
	2	Austin Scott	2006 Orange
	2	Saquon Barkley	2017 Rose
	2	Saquon Barkley	2017 Fiesta
	2	Journey Brown	2019 Cotton
	2	Noah Cain	2019 Cotton
2		Nicholas Singleton	2023 Rose

LONGEST RUN

1.	92	Saquon Barkley	2017 Fiesta
2.	87	Nicholas Singleton	2023 Rose
3.	84	Chafie Fields	1997 Fiesta
4.	83	Ki-Jana Carter	1995 Rose
5.	79	Saquon Barkley	2017 Rose
6.	64	Curt Warner	1980 Fiesta
7.	56	Journey Brown	2019 Cotton
8.	44	Journey Brown	2019 Cotton
	44	Ricky Slade	2019 Cotton
10.	43	Stephen Pitts	1996 Outback

LONGEST TOUCHDOWN RUN

1.	92	Saquon Barkley	2017 Fiesta
2.	87	Nicholas Singleton	2023 Rose
3.	83	Ki-Jana Carter	1995 Rose
4.	79	Saquon Barkley	2017 Rose
5.	64	Curt Warner	1980 Fiesta
6.	56	Journey Brown	2019 Cotton
7.	38	Evan Royster	2007 Alamo
8.	37	Booker Moore	1980 Fiesta
9.	32	Journey Brown	2019 Cotton
10.	21	Curt Warner	1982 Fiesta

PASSING

YARDAGE

1.	371	Christian Hackenberg	2014 Pinstripe
2.	342	Trace McSorley	2017 Fiesta
3.	295	Drew Allar	2023 Peach
4.	279	Sean Clifford	2023 Rose
5.	273	Daryll Clark	2009 Rose
6.	254	Trace McSorley	2017 Rose
7.	253	Michael Robinson	2006 Orange
8.	246	Trace McSorley	2019 Citrus
9.	228	Todd Blackledge	1983 Sugar
10.	226	Tom Shuman	1975 Cotton

COMPLETIONS

1.	34	Christian Hackenberg	2014 Pinstripe
2.	32	Trace McSorley	2017 Fiesta
3.	21	Michael Robinson	2006 Orange
	21	Daryll Clark	2009 Rose
5.	19	Kerry Collins	1995 Rose
	19	Drew Allar	2023 Peach
7.	18	Daryll Clark	2010 Citrus
	18	Trace McSorley	2017 Rose
9.	17	Matt McGloin	2011 Outback
	17	Trace McSorley	2019 Citrus

ATTEMPTS

1.	50	Christian Hackenberg	2014 Pinstripe
2.	41	Matt McGloin	2011 Outback
	41	Trace McSorley	2017 Fiesta
4.	39	Michael Robinson	2006 Orange
	39	Drew Allar	2023 Peach
6.	36	Daryll Clark	2009 Rose
7.	35	Daryll Clark	2010 Citrus
8.	34	Doug Strang	1983 Aloha
9.	33	Chuck Fusina	1975 Sugar
	33	Trace McSorley	2019 Citrus

COMPLETION PERCENTAGE

(Minimum 10 Attempts)

1.	78.0	Trace McSorley	2017 Fiesta
2.	76.2	Sean Clifford	2023 Rose
3.	72.7	Matt Knizner	1986 Orange
4.	68.0	Christian Hackenberg	2014 Pinstripe
5.	63.3	Kerry Collins	1995 Rose
6.	62.5	Kerry Collins	1994 Citrus
7.	62.0	Trace McSorley	2017 Rose
8.	60.0	Wally Richardson	1997 Fiesta
9.	59.1	Matt Knizner	1988 Citrus
10.	58.3	Daryll Clark	2009 Rose

TOUCHDOWN PASSES

1.	4	Tony Sacca	1992 Fiesta
	4	Wally Richardson	1996 Outback
	4	Christian Hackenberg	2014 Pinstripe
	4	Trace McSorley	2017 Rose
5.	3	Galen Hall	1961 Gator
6.	2	Tom Sherman	1967 Gator
	2	Tony Sacca	1989 Holiday
	2	Daryll Clark	2009 Rose
	2	Trace McSorley	2016 TaxSlayer
	2	Trace McSorley	2017 Fiesta
	2	Trace McSorley	2019 Citrus
	2	Sean Clifford	2023 Rose
2		Drew Allar	2023 Peach

LONGEST COMPLETION

1.	88	Clifford to Lambert-Smith	2023 Rose
2.	75	Allar to Warren	2023 Peach
3.	72	Shuman to Herd	1974 Orange
	72	Hackenberg to Godwin	2014 Pinstripe
	72	McSorley to Godwin	2017 Rose
6.	69	Bolden to Brown	2012 TicketCity
7.	65	Hufnagel to Skarzynski	1972 Cotton
8.	56	Sacca to Daniels	1990 Blockbuster
	56	Thompson to Nastasi	1999 Outback
10.	52	Blackledge to Garrity	1982 Fiesta
	52	Sacca to Daniels	1989 Holiday

LONGEST TOUCHDOWN PASS

1.	88	Clifford to Lambert-Smith	2023 Rose
2.	72	Shuman to Herd	1974 Orange
	72	Hackenberg to Godwin	2014 Pinstripe
	72	McSorley to Godwin	2017 Rose
5.	69	Bolden to Brown	2012 TicketCity
6.	65	Hufnagel to Skarzynski	1972 Cotton
7.	56	Sacca to Daniels	1990 Blockbuster
	56	Thompson to Nastasi	1999 Outback
9.	52	Blackledge to Garrity	1982 Fiesta
	52	Sacca to Daniels	1989 Holiday
10.	49	Shuman to Cefalo	1975 Cotton

INTERCEPTIONS THROWN

1.	5	Matt McGloin	2011 Outback
2.	4	Chuck Fusina	1979 Sugar
3.	3	Harry "Light Horse" Wilson	1923 Rose
	3	John Shaffer	1986 Orange
	3	Mike McQueary	1998 Citrus
	3	Rob Bolden	2012 TicketCity
	3	Trace McSorley	2017 Rose

RECEIVING

YARDAGE

1.	187	Chris Godwin	2017 Rose
2.	154	David Daniels	1990 Blockbuster
3.	140	Chris Godwin	2014 Pinstripe
4.	133	Chris Godwin	2016 TaxSlayer
5.	127	Tyler Warren	2023 Peach
6.	124	KeAndre Lambert-Smith	2023 Rose
7.	116	Gregg Garrity	1983 Sugar
8.	113	Bobby Engram	1983 Sugar
9.	111	O.J. McDuffie	1993 Blockbuster
10.	110	Jordan Norwood	2006 Orange
	110	DaeSean Hamilton	2017 Fiesta

RECEPTIONS

1.	9	Chris Godwin	2017 Rose
2.	8	Andrew Quarless	2010 Citrus
3.	7	David Daniels	1990 Blockbuster
	7	Bobby Engram	1994 Citrus
	7	Tony Stewart	1999 Outback
	7	Chris Godwin	2014 Pinstripe
	7	DaeSean Hamilton	2014 Pinstripe
	7	Geno Lewis	2014 Pinstripe
	7	Saquon Barkley	2017 Fiesta
	7	Parker Washington	2022 Outback

LONGEST RECEPTION

1.	88	Lambert-Smith from Clifford	2023 Rose
2.	75	Warren from Allar	2023 Peach
3.	72	Herd from Shuman	1974 Orange
	72	Godwin from Hackenberg	2014 Pinstripe
	72	Godwin from McSorley	2017 Rose

YARDS PER RECEPTION

(Minimum 3 Receptions)

1.	41.3	KeAndre Lambert-Smith	2023 Rose
2.	34.0	Jimmy Cefalo	1975 Cotton
3.	29.0	Gregg Garrity	1983 Sugar
4.	28.3	Bobby Engram	1996 Outback
5.	25.4	Tyler Warren	2023 Peach
6.	24.6	KeAndre Lambert-Smith	2022 Outback
7.	24.3	Deon Butler	2007 Outback
8.	24.2	Deon Butler	2009 Rose
9.	22.2	Chris Godwin	2016 Taxslayer
10.	22.0	David Daniels	1990 Blockbuster

TOUCHDOWNS

1.	2	Bobby Engram	1996 Outback
	2	Chris Godwin	2017 Rose
	2	DaeSean Hamilton	2017 Fiesta

TOTAL OFFENSE

TOTAL YARDAGE

1.	402	Trace McSorley	2017 Fiesta
2.	371	Christian Hackenberg	2014 Pinstripe
3.	335	Drew Allar	2023 Peach
4.	321	Trace McSorley	2019 Citrus
5.	290	Daryll Clark	2009 Rose
6.	278	Sean Clifford	2023 Rose
7.	274	Michael Robinson	2006 Orange
8.	267	Trace McSorley	2017 Rose
9.	241	Sean Clifford	2022 Outback
10.	240	Tom Shuman	1975 Cotton

TOUCHDOWNS RESPONSIBLE

1.	5	Trace McSorley	2017 Rose
2.	4	Tony Sacca	1992 Fiesta
	4	Wally Richardson	1996 Outback
	4	Christian Hackenberg	2014 Pinstripe
5.	3	Dick Hoak	1960 Liberty
	3	Galen Hall	1961 Gator
	3	Ki-Jana Carter	1995 Rose
	3	Daryll Clark	2009 Rose
	3	Trace McSorley	2019 Citrus

OFFENSIVE PLAYS

1.	58	Christian Hackenberg	2014 Pinstripe
2.	56	Michael Robinson	2006 Orange
3.	53	Trace McSorley	2017 Fiesta
4.	52	Trace McSorley	2019 Citrus
5.	46	Daryll Clark	2010 Citrus
6.	44	Doug Strang	1983 Aloha
	44	Sean Clifford	2022 Outback
	44	Drew Allar	2023 Peach
9.	43	Daryll Clark	2009 Rose
	43	Matt McGloin	2011 Outback

SCORING

POINTS

1.	20	Curtis Enis	1997 Fiesta
2.	18	Ki-Jana Carter	1995 Rose
	18	Saquon Barkley	2017 Rose
4.	14	Travis Forney	1999 Outback
5.	13	Brett Conway	1996 Outback
	13	Collin Wagner	2010 Citrus
7.	12	16 times;	
		Last: Nicholas Singleton	2023 Rose

TOUCHDOWNS

1.	3	Ki-Jana Carter	1995 Rose
	3	Curtis Enis	1997 Fiesta
	3	Saquon Barkley	2017 Rose
4.	2	15 times;	
		Last: Nicholas Singleton	2023 Rose

46 2024 PENN STATE FOOTBALL

INDIVIDUAL BOWL/POSTSEASON RECORDS

KICKING POINTS

1.	14	Travis Forney	1999 Outback
2.	13	Brett Conway	1996 Outback
	13	Collin Wagner	2010 Citrus
4.	12	Alberto Vitiello	1972 Cotton
	12	Ray Tarasi	1989 Holiday
6.	10	Matt Bahr	1977 Fiesta
7.	9	Jake Pinegar	2019 Cotton
	9	Robbie Gould	2003 Citrus
	9	Nick Gancitano	1983 Sugar
	9	Herb Menhardt	1979 Liberty

EXTRA POINTS

1.	7	Tyler Davis	2017 Rose
2.	6	Jake Pinegar	2019 Cotton
	6	Craig Fayak	1992 Fiesta
4.	5	John Reihner	1975 Cotton
	5	Tyler Davis	2017 Fiesta
	5	Jake Pinegar	2023 Rose
7.	4	Henry Oppermann	1960 Liberty
	4	Herb Mendhart	1980 Fiesta
	4	Craig Fayak	1994 Citrus
	4	Brett Conway	1995 Rose
	4	Brett Conway	1996 Outback
	4	Sam Ficken	2014 Pinstripe

FIELD GOALS

1.	4	Travis Forney	1999 Outback
	4	Collin Wagner	2010 Citrus
3.	3	Alberto Vitiello	1972 Cotton
	3	Herb Mendhart	1979 Liberty
	3	Ray Tarasi	1983 Aloha
	3	Brett Conway	1996 Outback
	3	Robbie Gould	2003 Citrus

FIELD GOAL ATTEMPTS

1.	5	Travis Forney	1999 Outback
	5	Kevin Kelly	2007 Outback
3.	4	Herb Mendhart	1979 Liberty
	4	Brett Conway	1996 Outback
	4	Robbie Gould	2003 Citrus
	4	Collin Wagner	2010 Citrus

LONGEST FIELD GOAL

1.	51	Ray Tarasi	1989 Holiday
2.	49	Nick Gancitano	1983 Aloha
3.	45	Nick Gancitano	1983 Sugar
	45	Sam Ficken	2014 Pinstripe
	45	Jake Pinegar	2019 Cotton
6.	44	Chris Bahr	1974 Orange
7.	43	Brett Conway	1995 Rose
	43	Travis Forney	1999 Outback
	43	Jake Pinegar	2022 Outback
9.	42	Chris Bahr	1975 Sugar
	42	Travis Forney	1998 Florida Citrus

DEFENSIVE SCORE

1.	102	Andre Collins	1989 Holiday (Interception return of pass for two-point conversion)
2.	88	Tony Davis	2007 Outback (fumble)
3.	53	Gary Brown	1989 Holiday (fumble)
4.	34	Derek Fox	1999 Alamo (interception)
5.	23	Reggie Givens	1992 Fiesta (fumble)
6.	15	Garrett Taylor	2019 Cotton (interception)

PUNT RETURNS

RETURNS

1.	5	Kevin Baugh	1983 Sugar
2.	3	Rich Mauti	1975 Sugar
	3	Jim Coates	1986 Orange
	3	Jim Coates	1987 Fiesta
	3	Bobby Engram	1994 Citrus
	3	Mike Archie	1996 Outback
	3	Justin Brown	2010 Citrus
	3	DeAndre Thompkins	2017 Fiesta

YARDAGE

1.	106	Kevin Baugh	1983 Sugar
2.	71	O.J. McDuffie	1992 Fiesta
3.	67	Jimmy Cefalo	1977 Fiesta
4.	61	Gary Hayman	1974 Orange
5.	53	Terry Smith	1990 Blockbuster
6.	52	Kenny Watson	1998 Citrus

AVERAGE

(Minimum 3 Returns)

1.	21.2	Kevin Baugh	1983 Sugar
2.	20.3	Gary Hayman	1974 Orange
3.	17.8	O.J. McDuffie	1992 Fiesta
4.	14.0	Bobby Engram	1994 Citrus
5.	10.0	Mike Archie	1996 Outback

LONGEST RETURN

1.	67	Jimmy Cefalo	1977 Fiesta
2.	52	Kenny Watson	1998 Citrus
3.	42	Terry Smith	1990 Blockbuster
4.	39	O.J. McDuffie	1992 Fiesta
5.	36	Gary Hayman	1974 Orange

KICKOFF RETURNS

RETURNS

1.	6	Leroy Thompson	1988 Citrus
2.	5	O.J. McDuffie	1989 Holiday
3.	4	Chaz Powell	2010 Citrus
	4	Silas Redd	2011 Outback
	4	Miles Sanders	2017 Fiesta

YARDAGE

1.	128	O.J. McDuffie	1989 Holiday
2.	127	Leroy Thompson	1988 Citrus
3.	85	Ambrose Fletcher	1995 Rose
4.	81	Kenny Watson	1997 Fiesta
5.	78	Chaz Powell	2010 Citrus
6.	74	Silas Redd	2011 Outback

AVERAGE

(Minimum 3 Returns)

1.	25.6	O.J. McDuffie	1989 Holiday
2.	23.0	Curt Warner	1980 Fiesta
	23.0	Brandon Polk	2016 TaxSlayer
4.	21.3	Eddie Drummond	1999 Outback
5.	21.2	Leroy Thompson	1988 Citrus
6.	20.3	Jim Coates	1986 Orange

LONGEST RETURN

1.	81	Kenny Watson	1997 Fiesta
2.	72	Ambrose Fletcher	1995 Rose
3.	50	Joe Jackson	1975 Cotton
4.	46	O.J. McDuffie	1989 Holiday
5.	42	D.J. Dozier	1983 Aloha
	42	Shelly Hammonds	1992 Fiesta

PUNTING

PUNTS

1.	12	Mike Palm	1923 Rose
	12	Bob Parsons	1970 Orange
3.	11	Jeremy Kapinos	2006 Orange
4.	10	Brian Masella	1972 Sugar
	10	Scott Fitzkee	1979 Sugar

AVERAGE

(Minimum 3 Punts)

1.	51.4	Jeremy Boone	2007 Alamo
2.	51.2	Blake Gillikin	2019 Citrus
3.	51.0	Chris Clauss	1988 Citrus
4.	50.8	Ralph Giacommarro	1982 Fiesta
	50.8	Blake Gillikin	2017 Rose
6.	49.4	Riley Thompson	2023 Peach
7.	48.5	Chris Bahr	1975 Sugar

LONGEST PUNT

1.	71	Blake Gillikin	2019 Citrus
2.	68	Bob Campbell	1967 Gator
3.	63	Ralph Giacommarro	1982 Fiesta
4.	62	Pete Liske	1961 Gator
	62	Ralph Giacommarro	1983 Sugar
	62	George Reynolds	1983 Aloha
7.	60	Barney Amor	2023 Rose

INTERCEPTIONS

INTERCEPTIONS

1.	2	Tim Montgomery	1967 Gator
		George Landis	1970 Orange
		Dennis Onkotz	1970 Orange
		Neal Smith	1970 Orange
		Mark Robinson	1983 Sugar
		Shane Conlan	1987 Fiesta
		Pete Giftopoulos	1987 Fiesta
		Sherrod Rainge	1989 Holiday
		Reggie Givens	1992 Fiesta
		Chuck Penzenik	1995 Rose
		Kim Herring	1996 Outback
		Anthony King	1999 Outback
		Derek Fox	1999 Alamo
		Ji' Ayir Brown	2022 Outback

RETURN YARDAGE

1.	102	Andre Collins	1989 Holiday
2.	58	Chuck Penzenik	1995 Rose
3.	56	George Landis	1970 Orange
4.	55	Rich Milot	1979 Sugar
5.	46	Shane Conlan	1987 Fiesta

LONGEST RETURN

1.	102	Andre Collins	1989 Holiday
2.	55	Rich Milot	1979 Sugar
3.	44	Chuck Penzenik	1995 Rose
4.	42	Tim Montgomery	1967 Gator
5.	40	George Landis	1970 Orange

TACKLES

TACKLES

1.	18	Matt Millen	1977 Fiesta
2.	17	Lance Mehl	1979 Sugar
3.	16	Kurt Allerman	1976 Gator
4.	15	Keith Goganious	1992 Fiesta
5.	14	Gary Gray	1972 Cotton
	14	Ron Coder	1975 Sugar
	14	Randy Sidler	1976 Gator
	14	Tom DePaso	1977 Fiesta
	14	Scott Radecic	1983 Sugar
	14	Carmen Masciantonio	1983 Aloha
	14	Scott Radecic	1983 Aloha
	14	LaVar Arrington	1999 Alamo
	14	Sean Lee	2007 Alamo
	14	Micah Parsons	2019 Citrus
	14	Micah Parsons	2019 Cotton

TACKLES FOR LOSS

1.	5.0	NaVorro Bowman	2009 Rose
2.	4.0	Courtney Brown	1999 Outback
	4.0	Justin Kurpeikis	1999 Alamo
4.	3.5	Devon Still	2011 Outback
5.	3.0	Bruce Clark	1977 Fiesta
	3.0	Frank Case	1980 Fiesta
	3.0	Gene Gladys	1980 Fiesta
	3.0	Leo Wisniewski	1982 Fiesta
	3.0	Trey Bauer	1988 Citrus
	3.0	Todd Atkins	1995 Rose
	3.0	Courtney Brown	1999 Alamo
	3.0	Micah Parsons	2019 Cotton
	3.0	Smith Vilbert	2022 Outback

TACKLES FOR LOSS YARDAGE

1.	27	Micah Parsons	2019 Cotton
2.	26	Courtney Brown	1999 Outback
3.	21	Justin Kurpeikis	1999 Alamo
	21	NaVorro Bowman	2009 Rose
5.	20	Todd Atkins	1995 Rose
6.	17	Phil Yeboah-Kodie	1995 Rose
	17	Brad Sciolli	1999 Outback
	17	Smith Vilbert	2022 Outback
9.	14	Shane Conlan	1986 Orange
	14	Curtis Jacobs	2023 Rose

SACKS

1.	3.0	Smith Vilbert	2022 Outback
2.	2.0	Todd Burger	1989 Holiday
	2.0	Todd Atkins	1995 Rose
	2.0	Phil Yeboah-Kodie	1995 Rose
	2.0	Terry Killens	1996 Outback
	2.0	Courtney Brown	1999 Outback
	2.0	Brad Sciolli	1999 Outback
	2.0	Justin Kurpeikis	1999 Alamo
	2.0	Kevin Givens	2019 Citrus
	2.0	Micah Parsons	2019 Cotton
	2.0	Curtis Jacobs	2023 Rose

SACK YARDAGE

1.	19	Terry Killens	1996 Outback
2.	18	Justin Kurpeikis	1999 Alamo
3.	17	Todd Atkins	1995 Rose
	17	Phil Yeboah-Kodie	1995 Rose
	17	Brad Sciolli	1999 Outback
	17	Micah Parsons	2019 Cotton
	17	Smith Vilbert	2022 Outback
8.	16	Courtney Brown	1999 Outback
	16	Jared Odrick	2010 Citrus
10.	14	Curtis Jacobs	2023 Rose

TEAM BOWL/POSTSEASON RECORDS

Points:	53	2019 Cotton vs. Memphis
Fewest Points Allowed:	0	1959 Liberty vs. Alabama
		1999 Alamo vs. Texas A&M
Most Combined Points:	101	2017 Rose vs. USC (L, 52-49)
Fewest Combined Points:	7	1959 Liberty vs. Alabama (W, 7-0)
Most First Quarter Points:	14	1977 Fiesta vs. Arizona State
		2017 Fiesta vs. Washington
Most Second Quarter Points:	28	2019 Cotton vs. Memphis
Most Third Quarter Points:	28	2017 Rose vs. USC
Most Fourth Quarter Points:	24	1975 Cotton vs. Baylor
Most First Half Points:	35	2019 Cotton vs. Memphis
Most Second Half Points:	38	1975 Cotton vs. Baylor
		1989 Holiday vs. BYU
First Downs:	26	1989 Holiday vs. BYU
Most Combined First Downs:	61	1989 Holiday vs. BYU
Rushing Yards:	396	2019 Cotton vs. Memphis
Rushing Yards Combined:	486	1996 Outback vs. Auburn
Rushing Yardage Average:	7.5	1996 Fiesta vs. Texas
	7.5	2019 Cotton vs. Memphis
Rushing Attempts:	75	2014 Pinstripe vs. Boston College
Passing Yards:	371	2014 Pinstripe vs. Boston College
Passing Yards Combined:	791	1989 Holiday vs. BYU
Pass Completions:	34	2014 Pinstripe vs. Boston College
Pass Attempts:	50	2014 Pinstripe vs. Boston College
Touchdown Passes:	4	1992 Fiesta vs. Tennessee
		1996 Outback vs. Auburn
		2014 Pinstripe vs. Boston College
		2017 Rose vs. USC

Interceptions Thrown:	5	2011 Outback vs. Florida
Total Offense:	545	2017 Fiesta vs. Washington
Total Offense Combined:	1,115	1989 Holiday vs. BYU
Total Plays:	87	1960 Liberty vs. Oregon
		2006 Orange vs. Florida State
Fumbles Lost:	4	1959 Liberty vs. Alabama
		1972 Sugar vs. Oklahoma
Turnovers:	5	1962 Gator vs. Florida
		1972 Sugar vs. Oklahoma
		1986 Orange vs. Oklahoma
		2011 Outback vs. Florida
Penalties:	12	1977 Fiesta vs. Arizona State
Penalty Yardage:	126	1977 Fiesta vs. Arizona State
Punts:	12	1923 Rose vs. USC
		1970 Orange vs. Missouri
Fewest Punts:	2	1975 Cotton vs. Baylor
		1989 Holiday vs. BYU
		2017 Fiesta vs. Washington
Largest Comeback Win:	14	2007 Alamo vs. Texas A&M
		(Trailed 14-0; won 24-17)
		2014 Pinstripe vs. Boston College
		(Trailed 21-7; won 31-30 in OT)
Attendance:	102,247	1995 Rose vs. Oregon

BOWL/POSTSEASON HIGHS & LOWS

RUSHING YARDAGE					
High			Low		
1.	396	2019 Cotton	1.	19	1979 Sugar
2.	351	1980 Fiesta	2.	28	1974 Orange
3.	330	1997 Fiesta	3.	41	2010 Capital One
4.	301	1959 Liberty	4.	47	1998 Citrus
5.	278	1959 Liberty	5.	49	1972 Sugar
6.	270	2007 Alamo			
7.	268	1977 Fiesta			
8.	266	1996 Outback			
PASSING YARDAGE					
High			Low		
1.	371	2014 Pinstripe	1.	6	1923 Rose
2.	343	2023 Peach	2.	41	1959 Liberty
3.	342	2017 Fiesta	3.	50	1962 Gator
4.	281	2016 TaxSlayer	4.	53	1987 Fiesta
5.	279	2023 Rose	5.	58	1962 Gator
6.	278	1990 Blockbuster			
7.	273	2009 Rose			
8.	254	2017 Rose			
9.	253	2006 Orange			
10.	246	2019 Citrus			
TOTAL OFFENSE					
High			Low		
1.	545	2017 Fiesta	1.	104	1923 Rose
2.	529	2019 Cotton	2.	139	1998 Citrus
3.	510	2023 Peach	3.	147	1962 Gator
4.	491	1975 Cotton	4.	162	1987 Fiesta
5.	487	1996 Outback	5.	182	1979 Sugar
6.	468	1980 Fiesta			
7.	465	2017 Rose			
8.	464	1989 Holiday			
9.	453	2014 Pinstripe			
10.	448	2023 Rose			
FIRST DOWNS					
High			Low		
1.	27	1999 Alamo	1.	5	1923 Rose
2.	26	1989 Holiday	2.	8	1962 Gator
3.	25	1960 Liberty		8	1987 Fiesta
	25	2014 Pinstripe	4.	9	1974 Orange
	25	2017 Fiesta		9	1998 Citrus
	25	2019 Cotton		9	2010 Capital One
7.	24	1999 Outback			
8.	23	2006 Orange			
	23	2007 Alamo			
	23	2017 Rose			

RUSHING YARDAGE DEFENSE					
Low			High		
1.	-8	1979 Liberty	1.	353	2022 Outback
2.	26	2006 Orange	2.	289	2014 Pinstripe
3.	41	2010 Capital One	3.	285	1988 Citrus
4.	45	1995 Rose	4.	278	1972 Sugar
5.	55	1967 Gator	5.	254	1923 Rose
6.	60	1980 Fiesta		254	1998 Citrus
7.	61	2009 Rose	7.	228	1986 Orange
8.	63	2019 Cotton	8.	220	1996 Outback
9.	68	2012 TicketCity	9.	211	1961 Gator
10.	73	1997 Fiesta	10.	208	1979 Sugar
PASSING YARDAGE DEFENSE					
Low			High		
1.	27	1959 Liberty	1.	576	1989 Holiday
2.	39	1923 Rose	2.	532	2012 TicketCity
3.	69	1974 Orange	3.	479	2019 Cotton
4.	78	2003 Capital One	4.	456	1995 Rose
5.	83	1972 Cotton	5.	453	2017 Rose
			6.	413	2009 Rose
			7.	394	2023 Peach
			8.	363	1967 Gator
			9.	336	1977 Fiesta
				336	1999 Outback
TOTAL DEFENSE					
Low			High		
1.	131	1959 Liberty	1.	651	1989 Holiday
2.	202	1979 Liberty	2.	600	2012 TicketCity
	202	1999 Alamo	3.	575	2017 Rose
4.	206	1948 Cotton	4.	542	2019 Cotton
5.	241	1969 Orange	5.	540	2023 Peach
6.	242	1972 Cotton	6.	501	1995 Rose
			7.	499	1988 Citrus
			8.	474	2009 Rose
			9.	453	1972 Sugar
			10.	451	2022 Outback
FIRST DOWN DEFENSE					
Low					
1.	8	1959 Liberty			
2.	9	2010 Capital One			
3.	10	1979 Liberty			
4.	12	1948 Cotton			
	12	1979 Sugar			
	12	1986 Orange			
	12	2006 Orange			
8.	13	1923 Rose			
	13	1961 Gator			
	13	1970 Orange			

48 2024 PENN STATE FOOTBALL

OPPONENT INDIVIDUAL BOWL/POSTSEASON RECORDS

RUSHING			
Yardage:	234	Fred Taylor, Florida	1998 Citrus
Attempts:	43	Fred Taylor, Florida	1998 Citrus
Average Per Attempt:	9.9	Stephen Davis, Auburn	1996 Outback
(Minimum 10 Attempts)			
Touchdowns:	3	Tracy Johnson, Clemson	1988 Citrus
Longest Run:	69	Myles Gaskin, Washington	2017 Fiesta

PASSING			
Yardage:	576	Ty Detmer, BYU	1989 Holiday
Completions:	45	Case Keenum, Houston	2012 TicketCity
Attempts:	69	Case Keenum, Houston	2012 TicketCity
Completion Percentage:	83.3	Richard Todd, Alabama	1975 Sugar
(Minimum 10 Attempts)			
Touchdown Passes:	5	Sam Darnold, USC	2017 Rose
Interceptions Thrown:	5	Terry McMillan, Missouri	1970 Orange
		Vinny Testaverde, Miami (Fla.)	1987 Fiesta

RECEIVING			
Yardage:	228	Patrick Edwards, Houston	2012 TicketCity
Receptions:	14	Ron Sellers, Florida State	1967 Gator
Average Per Reception:	26.4	Tinker Owens, Oklahoma	1972 Sugar
(Minimum 5 Receptions)			
Touchdowns:	3	Deontay Brunett, USC	2017 Rose
Longest Reception:	75	Patrick Edwards, Houston	2012 TicketCity

TOTAL OFFENSE			
Total Yardage:	594	Ty Detmer, BYU	1989 Holiday
TDs Responsible:	5	Mark Sanchez, USC	2009 Rose
		Sam Darnold, USC	2017 Rose
Offensive Plays:	76	Case Keenum, Houston	2012 TicketCity

PUNT RETURNS			
Returns:	7	Willie Reid, Florida State	2006 Orange
Yardage:	180	Willie Reid, Florida State	2006 Orange
Longest Return:	87	Willie Reid, Florida State	2006 Orange

KICKOFF RETURNS			
Returns:	7	Dale Carter, Tennessee	1992 Fiesta
Yardage:	132	Dale Carter, Tennessee	1992 Fiesta
Longest Return:	67	Craig Yeast, Kentucky	1999 Outback

PUNTING			
Punts:	10	Woody Umphrey, Alabama	1979 Sugar
Average Per Punt:	55.0 (6 punts)	Justin Brantly, Texas A&M	2007 Alamo
(Minimum 3 Punts)			
Longest Punt:	67	Justin Brantly, Texas A&M	2007 Alamo
	67	Max Duffy, Kentucky	2019 Citrus

SCORING			
Points:	21	Riley Patterson, Memphis	2019 Cotton
Touchdowns:	3	Tracy Johnson, Clemson	1988 Citrus
		Deontay Burnett, USC	2017 Rose
Kicking Points:	21	Riley Patterson, Memphis	2019 Cotton
Extra Points:	5	David Treadwell, Clemson	1988 Citrus
		David Buehler, USC	2009 Rose
		Matt Boormeester, USC	2017 Rose
Field Goals:	6	Riley Patterson, Memphis	2019 Cotton
Longest Field Goal:	52	Caden Davis, Ole Miss	2023 Peach

INTERCEPTIONS			
Interceptions:	2	Sonny Brown, Oklahoma	1986 Orange
		Ahmad Black, Florida	2011 Outback
		Nick Saenz, Houston	2012 TicketCity
Return Yardage:	129	Ahmad Black, Florida	2011 Outback
Longest Return:	80	Ahmad Black, Florida	2011 Outback

OPPONENT TEAM BOWL/POSTSEASON RECORDS

Points:	52	USC	2017 Rose
First Downs:	35	BYU	1989 Holiday
Rushing Yardage:	353	Arkansas	2022 Outback
Rushing Attempts:	76	Oklahoma	1972 Sugar
Rushing Average:	6.3	Boston College	2014 Pinstripe
Passing Yardage:	576	BYU	1989 Holiday
Pass Completions:	45	Houston	2012 TicketCity
Pass Attempts:	69	Houston	2012 TicketCity
Pass Completion Percentage:	83.3	Alabama	1975 Sugar
Interceptions Thrown:	7	Missouri	1970 Orange

Total Offense:	651	BYU	1989 Holiday
Total Plays:	93	Miami (Fla.)	1987 Fiesta
Fumbles Lost:	5	Oklahoma	1972 Sugar
Turnovers:	9	Missouri	1970 Orange

CAREER BOWL/POSTSEASON LEADERS

RUSHING YARDAGE		Bowls	Att.	Yards	Avg.	TD
1.	Curt Warner	4	76	474	6.2	5
2.	Saquon Barkley	3	60	400	6.7	4
3.	Matt Suhey	4	51	276	5.4	2
4.	Evan Royster	4	52	262	5.0	1
5.	Charlie Pittman	3	54	250	4.6	1
6.	Ki-Jana Carter	2	40	249	6.2	5
7.	Journey Brown	2	17	206	12.1	2
8.	Steve Geise	3	46	193	4.2	1
9.	Blair Thomas	2	36	183	5.1	1
10.	Trace McSorley	4	44	179	4.1	2
11.	D.J. Dozier	3	47	178	3.7	2
12.	Bob Torrey	3	23	177	7.7	0
13.	Nicholas Singleton	2	15	171	11.4	2
14.	Leroy Thompson	3	34	169	5.0	2
15.	Tony Hunt	2	31	158	5.1	0

PASSING YARDAGE		Bowls	Cmp.	Att.	Yards	TD
1.	Trace McSorley	4	81	130	984	10
2.	Sean Clifford	4	41	75	607	4
3.	Tony Sacca	3	33	73	550	7
4.	Todd Blackledge	3	32	69	520	2
5.	Christian Hackenberg	2	42	64	510	4
6.	Kerry Collins	3	46	84	507	2
7.	Daryll Clark	3	39	71	489	3
8.	Tom Shuman	2	16	37	383	2
9.	Chuck Fusina	3	38	86	363	3
10.	Chuck Burkhart	2	23	49	341	1
11.	Anthony Morelli	2	29	56	340	2
12.	Wally Richardson	3	25	44	312	5
13.	Drew Allar	2	19	40	295	2
13.	John Hufnagel	2	19	43	284	1
14.	Michael Robinson	2	23	42	284	1
15.	Galen Hall	3	17	35	240	4

RECEIVING YARDAGE		Bowls	No.	Yards	Avg.	TD
1.	Chris Godwin	3	22	460	20.9	3
2.	Bobby Engram	4	16	272	17.0	3
3.	Deon Butler	4	12	242	20.2	1
4.	DaeSean Hamilton	4	17	232	13.6	4
5.	O.J. McDuffie	3	12	225	18.8	1
6.	Jimmy Cefalo	4	13	219	16.8	1
7.	David Daniels	2	9	218	24.2	2
--	Tyler Warren	3	7	142	20.3	0

RECEPTIONS		Bowls	No.	Yards	Avg.	TD
1.	Chris Godwin	3	22	460	20.9	3
2.	DaeSean Hamilton	4	17	232	13.6	4
	Saquon Barkley	3	17	106	6.2	1
4.	Bobby Engram	4	16	272	17.0	3
5.	Jimmy Cefalo	4	13	219	16.8	1
	Jordan Norwood	4	13	177	13.6	1
7.	Deon Butler	4	12	242	20.2	1
	O.J. McDuffie	3	12	225	18.8	1
	Andrew Quarless	4	12	117	9.8	1
	Derrick Williams	3	12	100	8.3	1
11.	Dean DiMidio	3	10	85	8.5	0
	Geno Lewis	2	10	135	13.5	2
13.	David Daniels	2	9	218	24.2	2
	Tony Stewart	2	9	98	10.9	0
--	Tyler Warren	3	7	142	20.3	0

TOUCHDOWN RECEPTIONS		No.	Bowls
1.	DaeSean Hamilton	4	2014 Pinstripe, 2016 TaxSlayer, 2017 Fiesta (2)
2.	Bobby Engram	3	1994 Citrus (1), 1996 Outback (2)
	Chris Godwin	3	2014 Pinstripe (1), 2017 Rose (2)
4.	Roger Kochman	2	1959 Liberty, 1961 Gator
	Gregg Garrity	2	1982 Fiesta, 1983 Sugar
	David Daniels	2	1989 Holiday, 1990 Blockbuster
	Terry Smith	2	1989 Holiday, 1990 Blockbuster
	Derek Moye	2	2010 Capital One, 2011 Outback
	Geno Lewis	2	2014 Pinstripe, 2016 TaxSlayer
	KeAndre-Lambert-Smith	2	2022 Outback, 2023 Rose

TOP BOWL/POSTSEASON PERFORMANCES

RUSHING YARDAGE			
1.	202	Journey Brown	2019 Cotton
2.	194	Saquon Barkley	2017 Rose
3.	186	Blair Thomas	1989 Holiday
4.	158	Tony Hunt	2007 Outback
5.	156	Ki-Jana Carter	1995 Rose
6.	155	Curt Warner	1980 Fiesta
7.	146	Lydell Mitchell	1972 Cotton
8.	145	Curt Warner	1982 Fiesta
9.	143	Rodney Kinlaw	2007 Alamo
10.	137	Saquon Barkley	2017 Fiesta
11.	124	Charlie Pittman	1967 Gator
12.	120	Nicholas Singleton	2023 Rose
13.	118	Stephen Pitts	1996 Outback
14.	117	Curt Warner	1983 Sugar
15.	116	Tom Donchez	1975 Cotton
16.	112	Matt Suhey	1979 Liberty
17.	111	Steve Geise	1977 Fiesta
18.	110	Austin Scott	2006 Orange
19.	107	Bob Torrey	1977 Fiesta
20.	105	Eric McCoo	1999 Outback
21.	102	D.J. Dozier	1987 Fiesta
22.	101	Bob Campbell	1969 Orange

PASSING YARDAGE			
1.	371	Christian Hackenberg	2014 Pinstripe
2.	342	Trace McSorley	2017 Fiesta
3.	279	Sean Clifford	2023 Rose
4.	295	Drew Allar	2023 Peach
5.	273	Daryll Clark	2009 Rose
6.	254	Trace McSorley	2017 Rose
7.	253	Michael Robinson	2006 Orange
8.	246	Trace McSorley	2019 Citrus
9.	228	Todd Blackledge	1983 Sugar
10.	226	Tom Shuman	1975 Cotton
11.	217	Wally Richardson	1996 Outback
12.	216	Daryll Clark	2010 Capital One
13.	211	Matt McGloin	2011 Outback
14.	206	Tony Sacca	1989 Holiday
15.	200	Kerry Collins	1995 Rose

RECEIVING YARDAGE			
1.	187	Chris Godwin	2017 Rose
2.	154	David Daniels	1990 Blockbuster
3.	140	Chris Godwin	2014 Pinstripe
4.	133	Chris Godwin	2016 TaxSlayer
5.	127	Tyler Warren	2023 Peach
6.	124	KeAndre Lambert-Smith	2023 Rose
7.	116	Gregg Garrity	1983 Sugar
8.	113	Bobby Engram	1996 Outback
9.	111	O.J. McDuffie	1993 Blockbuster
10.	110	Jordan Norwood	2006 Orange
	110	DaeSean Hamilton	2017 Fiesta
12.	107	Bobby Engram	1994 Citrus
13.	102	Jimmy Cefalo	1975 Cotton
14.	100	Terry Smith	1990 Blockbuster



DREW ALLAR15

Quarterback | 6-5 | 235

Junior

Medina, Ohio/Medina

Major: Recreation, Park and Tourism Management

CAREER NOTES & RECORDS

Career: National Records Set: Opened his collegiate career with 311 passing attempts without an interception, an FBS record, bettering Baylor's Robert Griffin III's 209 attempts in 2008. **Rankings:** Currently ranks first all-time at Penn State in completion percentage (63.6), passing efficiency (146.4) and interception percentage (1.16), third in touchdown passes (50), tied for fifth in 200-yard passing games (16), sixth in completions (492), tied for sixth in passing yardage (5,869), seventh in touchdown pass percentage (6.4), eighth in passing attempts (773), ninth in yards per attempt (7.6)...Among Penn State quarterbacks, ranks tied for sixth in school history in rushing touchdowns (11) and 10th in rushing yards (537)...Stands fourth all-time at PSU in touchdowns responsible for (61) and fifth in total yards (6,406). **Notable:** Owns 16 career games with multiple touchdown passes, nine games with three or more and two games with four or more...Has three career 300-yard passing games and 15 200-yard passing games...In 10 career games, has had both a passing and rushing touchdown.

Season: National: 2023: Joined Tennessee's Hendon Hooker (2022) as the only FBS quarterbacks ever to throw 25+ touchdown passes and 2 or less interceptions in a season...Began the season with 251 pass attempts without an interception, the sixth-most to start a season since 2000, trailing only Louisiana Tech's Colby Cameron (428; 2012), Oregon's Marcus Mariota (285; 2013), Western Kentucky's Tyrrell Pigrome (278; 2020), NC State's Ryan Finley (274; 2017) and West Virginia's Geno Smith (273; 2012). **Big Ten: 2023:** Became the only Big Ten quarterback, since 2000, to start a season with 175+ pass attempts and no interceptions. **Records Set: 2023:** Posted the lowest interception percentage (0.51) in a single season in Penn State history...Became the first quarterback in school history to throw for 10 or more touchdowns before throwing an interception in a season. **Rankings: 2024:** Currently ranks first in a single-season at Penn State in completion percentage (69.1), second in passing efficiency (161.2), fifth in yards per attempt (8.9), tied for fifth in 200-yard games (9), tied for seventh in 300-yard games (2), eighth in passing yardage (2,894), tied for ninth in touchdown passes (21) and tied for 10th in completions (224) ...Among quarterbacks, is tied for seventh in school history in rushing touchdowns (6)...Ranks third in a single season at PSU in total offense yards per play (8.01), seventh in total yards (3,173) and 12th in touchdowns responsible for (27). **2023:** Finished third in a single season at Penn State in touchdown passes (25), fifth in touchdowns responsible for (29), sixth in completions (233), seventh in attempts (389), ninth in completion percentage (59.9) and tied for ninth in 200+ yard passing games (7).

Game: 2023: In the season-opening win over West Virginia (9/2), became the first Penn State quarterback to throw for at least 300 yards in his first career start since Michael Robinson threw for 379 yards vs. Wisconsin in 2003...Was the first Penn State quarterback to throw for at least 300 yards in a season opener since Christian Hackenberg's 454 passing yards against UCF in 2014.



2024 JUNIOR SEASON

Awards: Postseason: Tabbed All-Big Ten honorable mention by the coaches and media. **Midseason:** Named a Davey O'Brien Award semifinalist...Earned a spot on the Johnny Unitas Golden Arm Award Top 10 list. **Weekly:** Earned a spot on the Davey O'Brien Award Great 8 list and was named a Manning Award Star of the Week (8/31 - West Virginia). **Preseason:** Tabbed to the Davey O'Brien Award, Johnny Unitas Golden Arm Award, Manning Award and Maxwell Award watch lists.

Season: Has started 13 games, going 224-324 for 2,894 yards with 21 touchdowns and seven interceptions...Has rushed for 279 yards on 72 carries with six scores...Owns nine 200-yard passing games, two 300-yard passing games and seven multi-touchdown passing games...Has 44 completions of 20-plus yards...Named the coaching staff's Offensive Player of the Game four times (West Virginia - 8/31; Kent State - 9/7; USC - 10/12; Purdue - 11/16)...Voted a team captain.

Rankings: Ranks second in the Big Ten in passing yardage (25th nationally; 2,894), third in yards per attempt (9th; 8.9), fourth in passing efficiency (9th; 161.2), tied for fourth in touchdown passes (21), and fifth in completion percentage (9th; 69.1) and passing yardage (25th; 2,894).

at West Virginia (8/31): Completed 11-of-17 passes for 216 yards and three touchdowns...Added six rushes for 44 yards, averaging 7.3 yards per rush...Threw a 50-yard touchdown pass to Harrison Wallace III early in the second quarter...Connected with Kaytron Allen on a 20-yard touchdown in the second quarter...Tossed an 18-yard touchdown to Wallace late in the second quarter...Completed six passes of 20+ yards. **Bowling Green (9/7):** Threw for 204 yards on 13-for-20 passing for two touchdowns and one interception...Also recorded a 5-yard rushing touchdown in the first quarter...Connected with Omari Evans on a 29-yard touchdown in the second quarter and tossed a 14-yard touchdown pass to Nicholas Singleton in the third quarter. **Kent State (9/21):** Completed 17-of-21 passes for 309 yards and three touchdowns, while adding a rushing score...Posted five completions of 20+ yards...Connected with Tyler Warren on a 16-yard touchdown pass in the first quarter, threw a 14-yard touchdown pass to Liam Clifford in the second quarter and added a 59-yard touchdown pass to Evans in the third quarter...Also scored on a 5-yard rush in the second quarter. **Illinois (9/28):** Was 15-of-21 for 135 yards...Had a long completion of 20 yards to Wallace in the first quarter. **UCLA (10/5):** Completed 17-of-24 passes for 237 yards and a touchdown...Connected on a 5-yard touchdown pass to Warren in the second quarter...Scored on a 1-yard run in the second quarter...Had four 20+ yard completions. **at USC (10/12):** Threw for a career-high 391 yards, completing 30-of-43 passes and adding two passing touchdowns...Connected on a 32-yard touchdown pass to Warren in the third quarter and a 14-yard touchdown pass to Singleton in the fourth quarter...Had six completions of 20+ yards. **at Wisconsin (10/26):** Completed 14-of-18 passes for 148 yards and a touchdown, all in the first half...Connected on a 6-yard touchdown pass to Singleton. **Ohio State (11/2):** Completed 12-of-20 passes for 146 yards, while adding 31 rushing yards on 10 carries...Posted three completions of 20+ yards. **Washington (11/9):** Completed 20-of-28 passes for 220 yards, including an 8-yard touchdown pass to Julian Fleming...Had four completions of 20+ yards...Rushed for 12 yards on three carries. **at Purdue (11/16):** Connected on 17-of-19 passes for 247 yards and three touchdowns...Had a 2-yard touchdown pass to Allen on Penn State's opening drive...Added a 15-yard touchdown toss to Warren in the first quarter...Threw a 46-yard touchdown pass to Wallace in the third quarter...Posted four completions of 20+ yards. **at Minnesota (11/23):** Completed 21-of-28 passes for 244 yards and a touchdown...Connected on a 45-yard touchdown pass to Evans in the second quarter...Added a 4-yard touchdown run in the second quarter. **Maryland (11/30):** Went 17-of-26 for 171 yards and a touchdown through the air...Rushed seven times for 23 yards and a 1-yard touchdown...Recorded both a rushing and a passing touchdown in a game for the ninth time in his career. **vs. Oregon (12/7):** Completed 20-of-39 passes for 226 yards and three touchdowns...Connected on a 22-yard touchdown pass to Singleton in the first quarter and a 22-yard touchdown pass to Evans in the second quarter...Tossed a 14-yard touchdown pass to Wallace in the fourth quarter...Scored on a 7-yard run in the second quarter.

ALLAR'S CAREER PASSING STATISTICS

	C-A	Yds.	%	TD-INT	YPG	LG
2022	35-60	344	58.3	4-0	34.4	32
2023	233-389	2,631	59.9	25-2	202.4	75
2024	224-324	2,894	69.1	21-7	222.6	59
Career	492-773	5,869	63.6	50-9	163.0	75

ALLAR'S CAREER OFFENSIVE STATISTICS

	Att.-Yds.	Avg.	TD	LG	Rec.-Yds.	Avg.	TD	LG
2022	18-52	2.9	1	19	-	-	-	-
2023	74-206	2.8	4	24	2-14	7.0	-	10
2024	72-279	3.9	6	22	-	-	-	-
Career	164-537	3.3	11	24	2-14	7.0	-	10

➤ ALLAR'S CAREER HIGHS

Pass Completions	30; at USC, 10/12/24
Pass Attempts	43; at USC, 10/12/24
Passing Yards	391; at USC, 10/12/24
Passing Touchdowns	4; Twice: Last at Maryland, 11/4/23
Long Pass	75; vs. Ole Miss, 12/30/23
Rushing Attempts	10; Twice: Last Ohio State, 11/2/24
Rushing Yards	54; vs. Oregon, 12/7/24
Rushing Touchdowns	1; 11 Times: Last vs. Oregon, 12/7/24
Longest Rush	24; vs. Ole Miss, 12/30/23



KAYTRON ALLEN 13

Running Back | 5-11 | 220
Junior
Norfolk, Va./IMG Academy (Fla.)
Major: African American Studies

➤ CAREER NOTES & RECORDS

Career: Rankings: Ranks 14th all-time at Penn State is rushing yardage (2,591) and tied for 18th in rushing touchdowns (22). **Notable:** Owns seven career 100-yard rushing games and three career games with multiple rushing touchdowns.

Season: Records Set: In 2022, Allen (867) and Nicholas Singleton (1,061) became the first true freshman teammates in Big Ten history each with 700 or more rushing yards in a single season. **2022:** Finished with 10 rushing touchdowns, good for second, to Singleton (12), for most rushing touchdowns by a freshman in program history...The 867 rushing yards were the fourth-most by a Penn State freshman in a single season...Allen and Singleton became the only Penn State duo to each rush for 850+ yards in a season and one of three 800+ rushing yard duos: 2022 (Singleton, 1,061; Allen, 867), 2013 (Zach Zwinak, 989; Bill Belton, 803), 2005 (Tony Hunt, 1,047; Michael Robinson, 806).

Game: 2022: In the win at Indiana (11/5), became the first Penn State freshman with three rushing touchdowns in a game since Austin Scott against Kent State in 2003...His three rushing scores against the Hoosiers were the most by a Nittany Lion since Journey Brown's three scores against Rutgers in 2019...Allen and Nicholas Singleton each scored two touchdowns against Auburn (9/16), becoming the only Penn State freshmen to both score two rushing touchdowns in a game since at least 2000.

➤ 2024 ➤ JUNIOR SEASON

Awards: Postseason: Earned All-Big Ten honorable mention by the media. **Preseason:** Named to the Doak Walker Award watch list.

Season: Has appeared in 13 games, making five starts...Has rushed for 822 yards on 173 carries with six touchdowns...Has added 15 receptions for 119 yards and two touchdowns...Named the coaching staff's Offensive Player of the Game twice (Illinois - 9/28; Washington - 11/9).

at West Virginia (8/31): Hauled in a 20-yard touchdown reception in the second quarter. **Bowling Green (9/7):** Finished with 101 yards rushing on 14 carries...Had a 26-yard run on Penn State's opening drive and added a 26-yard run in the third quarter. **Kent State (9/21):** Ran for 66 yards on 11 carries. **Illinois (9/28):** Toted the ball for 102 yards on 18 carries...Surpassed the 2,000 career rushing yards mark...Tallied a 5-yard rushing score in the fourth quarter. **UCLA (10/5):** Finished the game with 78 yards on 21 attempts and one touchdown...Score came on a 1-yard run in the third quarter. **at USC (10/12):** Rushed for a team-high 56 yards and a touchdown...Scored on a 1-yard run in the third quarter. **at Wisconsin (10/26):** Rushed for a team-best 86 yards on 11 carries, averaging 7.8 per rush...Scored on a 24-yard run in the fourth quarter...Tallied three rushes of 14 or more yards...Added four catches for 22 yards. **Ohio State (11/2):** Rushed for 27 yards. **Washington (11/9):** Ran for 98 yards on 20 carries...Scored on a 1-yard run...Added an 8-yard catch. **at Purdue (11/16):** Gained 20 yards on six carries and 44 yards on four receptions, while adding a receiving touchdown...Hauled in a 2-yard touchdown reception on Penn State's opening drive. It was his fourth career receiving touchdown...Also added a 20-yard catch in the third quarter. **at Minnesota (11/23):** Rushed for 10 yards on seven carries. **Maryland (11/30):** Rushed 13 times for 34 yards. **vs. Oregon (12/7):** Toted the ball 14 times for 124 yards and a touchdown...Scored on a 1-yard run in the fourth quarter...Had a 24-yard run in the second quarter and added runs of 32 and 26 yards in the third quarter.

ALLEN'S CAREER STATISTICS

	Att.-Yds.	Avg.	TD	LG	Rec.-Yds.	Avg.	TD	LG
2022	167-867	5.2	10	59	20-188	9.4	1	45
2023	172-902	5.2	6	50	14-81	5.8	1	15
2024	173-822	4.8	6	32	15-119	7.9	2	20
Career	512-2,591	5.1	22	59	49-388	7.9	4	45

➤ ALLEN'S CAREER HIGHS

Rushing Attempts	21; Four Times: Last UCLA, 10/5/24
Rushing Yards	137; at Michigan State, 11/24/23
Rushing Touchdowns	3; at Indiana, 11/5/22
Longest Rush	59; at Rutgers, 11/19/22
Receptions	4; Twice: Last at Purdue, 11/16/24
Receiving Yards	72; at Indiana, 11/5/22
Receiving Touchdowns	1; Four Times: Last at Purdue, 11/16/24
Longest Reception	45; at Indiana, 11/5/22



KALEB ARTIS 58

Defensive Tackle | 6-4 | 325
Redshirt Sophomore
Westbury, N.Y./St. Francis Prep
Major: Media Studies

➤ 2024 ➤ REDSHIRT SOPHOMORE SEASON

Season: Has appeared in 11 games, primarily on special teams...Named the coaching staff's Developmental Squad Defensive Player of the Week twice (Bowling Green - 9/7; Illinois - 9/28).

Kent State (9/21): Made a pair of tackles. **at Purdue (9/16):** Recorded a solo tackle for loss in the fourth quarter.

ARTIS' CAREER STATISTICS

	UT-AT	TT	FF	FR	I	PBU	SACK	TFL
2023	0-3	3	-	-	-	-	-	0.5-1
2024	2-2	4	-	-	-	-	-	1.0-2
Career	2-5	7	-	-	-	-	-	1.5-3

➤ ARTIS' CAREER HIGHS

Tackles	2; Twice: Last Kent State, 9/21/24
Tackles for Loss	1; at Purdue, 11/16/24



RYAN BARKER 94

Kicker | 6-2 | 195
Redshirt Freshman
Landenberg, Pa./Kennett
Major: Division of Undergraduate Studies

➤ 2024 ➤ REDSHIRT FRESHMAN SEASON

Awards: Postseason: Named All-Big Ten honorable mention by the coaches and media...Earned Academic All-Big Ten honors. **Weekly:** Earned Big Ten Freshman of the Week honors (USC - 10/12)...Was named a Lou Groza Award Star of the Week (USC - 10/12).

Season: Has appeared in 11 games, including nine as Penn State's starting field goal kicker...Is 12-for-15 on field goals, with a long of 49, and 36-for-37 on extra points...Named the coaching staff's Special Teams Player of the Game twice (UCLA - 10/5; USC - 10/12).

Kent State (9/21): Had a 61-yard kickoff and converted an extra-point attempt. **Illinois (9/28):** Converted on an extra-point. **UCLA (10/5):** Was 2-for-2 on field goals and 3-for-3 on extra points...Hit his first career 40-plus yard field goal, a 40-yarder in the fourth quarter, to go along with a 25-yard field goal in the third quarter. **at USC (10/12):** Made a game-winning 36-yard field goal in overtime...Also converted a 34-yard field goal on Penn State's opening drive, a 33-yard field goal in the second quarter and a 20-yard field goal in the fourth quarter...Went 3-for-3 on extra-point attempts. **at Wisconsin (10/26):** Converted all four extra-point attempts. **Ohio State (10/2):** Hit a 29-yard field goal on Penn State's opening drive and followed that up with a 44-yard field goal in the third quarter...Converted on his lone extra-point attempt. **Washington (11/9):** Converted five extra-point attempts. **at Purdue (11/16):** Made all seven of his extra-point attempts. **at Minnesota (11/23):** Converted two field goals with makes of 45 and 32 yards...Added two extra points. **Maryland (11/30):** Connected on a career-long 49-yard field goal...Went a perfect 5-for-5 on extra point attempts. **vs. Oregon (12/7):** Converted a 33-yard field goal on Penn State's opening drive...Made all four extra-points.

BARKER'S CAREER KICKING STATISTICS

	FGM-A	%	0-19	20-29	30-39	40-49	50+	LG	XP	PTS
2024	12-15	80.0	-	3-3	5-5	4-6	0-1	49	36-37	72
Career	12-15	80.0	-	3-3	5-5	4-6	0-1	49	36-37	72

BARKER'S CAREER KICKOFF STATISTICS

	KO	Yds.	Avg.	TB	OB
2024	1	61	61.0	-	-
Career	1	61	61.0	-	-

BARKER'S CAREER HIGHS

Points Scored.....15; at USC; 10/12/24
Field Goals Made.....4; at USC; 10/12/24
Field Goals Attempted.....4; at USC; 10/12/24
PATs Made.....7; at Purdue, 11/16/24
PATs Attempted.....7; at Purdue, 11/16/24
Longest Field Goal.....49; Maryland, 11/30/24
Kickoffs.....1; Kent State, 9/21/24
Kickoff Yards.....61; Kent State, 9/21/24
Kickoff Average.....61.0; Kent State, 9/21/24



ANTOINE BELGRAVE-SHORTER 23

Cornerback | 6-0 | 194
Freshman
Jacksonville, Fla./Mandarin
Major: Division of Undergraduate Studies

2024 TRUE FRESHMAN SEASON

Season: Has appeared in four games, making four tackles (2 solo).

BELGRAVE-SHORTER'S CAREER STATISTICS

	UT-AT	TT	FF	FR	I	PBU	SACK	TFL
2024	2-2	4	-	-	-	-	-	-
Career	2-2	4	-	-	-	-	-	-

BELGRAVE-SHORTER'S CAREER HIGHS

Tackles.....3; at Purdue, 11/16/24



ALEX BIRCHMEIER 63

Offensive Line | 6-5 | 300
Redshirt Freshman
Ashburn, Va./Broad Run
Major: Division of Undergraduate Studies

2024 REDSHIRT FRESHMAN SEASON

Awards: Earned Academic All-Big Ten honors.

Season: Has appeared in 13 games, primarily on special teams.



ETHAN BLACK 82

Wide Receiver | 5-9 | 177
Redshirt Freshman
Davidsville, Pa./Conemaugh Township
Major: Division of Undergraduate Studies

2024 REDSHIRT FRESHMAN SEASON

Season: Has appeared in two games.

Maryland (11/30): Made a special teams tackle.



TY BLANDING 39

Defensive Tackle | 6-1 | 292
Redshirt Freshman
Bronx, N.Y./Christ the King
Major: Division of Undergraduate Studies

2024 REDSHIRT FRESHMAN SEASON

Season: Has appeared in five games, tallying three tackles.

Kent State (9/21): Recorded a tackle for loss. Maryland (11/30): Posted two tackles.

BLANDING'S CAREER STATISTICS

	UT-AT	TT	FF	FR	I	PBU	SACK	TFL
2023	-	-	-	-	-	-	-	-
2024	2-1	3	-	-	-	-	-	1-1
Career	2-1	3	-	-	-	-	-	1-1

BLANDING'S CAREER HIGHS

Tackles.....2; Maryland, 11/30/24
Tackles for Loss.....1; Kent State, 9/21/24



EAGAN BOYER 64

Offensive Line | 6-8 | 273
Freshman
Cornelius, N.C./Hough
Major: Division of Undergraduate Studies

2024 TRUE FRESHMAN SEASON

Season: Has appeared in three games.



ABDUL CARTER 11

Defensive End | 6-3 | 252
Junior
Philadelphia, Pa./La Salle College High School
Major: Communication Arts and Sciences

CAREER NOTES & RECORDS

Career: Ranks tied for seventh all-time at Penn State in sacks (21.0) and is 14th in tackles for loss (35.5).
Season: 2024: Became the first Nittany Lion to reach the 10-sack plateau in a season since Carl Nassib posted 15.5 sacks in 2015...Currently ranks tied for 13th in a single season at Penn State in sacks (10.0) and tackles for loss (19.5). **2022:** Joined Deion Barnes (10 TFL, 6 sacks; 2012) as the only Penn State freshmen to record 10-plus tackles for loss and 6-plus sacks in a season...Was one of eight linebackers (10 instances) to put up 10-plus tackles for loss and 6-plus sacks in a season at Penn State...Became the first PSU linebacker since Dan Connor (15 TFL, 6.5 sacks; 2007) to reach the milestone.
Game: 2024: Posted four tackles for loss against Illinois (9/28), the first Penn State player to do so in a game since Yetur Gross-Matos against Iowa in 2018...Also posted four tackles for loss against Washington (11/9).

2024 JUNIOR SEASON

Awards: Postseason: Became Penn State's 15th Unanimous Consensus All-American, first since Saquon Barkley in 2017, and 45th Consensus All-American...Selected the Nagurski-Woodson Big Ten Defensive Player of the Year and the Smith-Brown Big Ten Defensive Lineman of the Year...Named a first-team All-America by the Walter Camp Football Foundation, AFCA, Associated Press, FWAA and The Sporting News...Voted All-Big Ten first team by the coaches and media. **Midseason:** Tabbed a Bednarik Award and Lombardi Award finalist...Named a semifinalist for the Walter Camp Player of the Year and the Lott IMPACT Trophy. **Weekly:** Earned Bednarik Award Player of the Week and Walter Camp Defensive Player of the Week honors (Washington - 11/9)...Named the Bednarik Award and Nagurski Trophy Defensive Player of the Week (Illinois - 9/28)...Earned Big Ten Defensive Player of the Week honors (Illinois - 9/28). **Preseason:** Named to the Bednarik Award, Butkus Award, Lombardi Award, Lott IMPACT Trophy, Nagurski Trophy, Reese's Senior Bowl, Ted Hendricks Award and Walter Camp Player of the Year Award watch lists.

Season: Has started 13 games...Owns 60 tackles (37 solo), 19.5 tackles for loss, 10 sacks, two forced fumbles and three pass breakups...Named the coaching staff's Defensive Player of the Game four times (Kent State - 9/21; Illinois - 9/28; Washington - 11/9; Maryland - 11/30).

at West Virginia (8/31): Made a solo tackle. **Bowling Green (9/7):** Posted seven tackles (5 solo) with one tackle for loss and a pass breakup...The pass breakup came on a batted down pass on fourth down in the second quarter. **Kent State (9/21):** Notched a solo sack in the second quarter...Added a half-tackle for loss later in the quarter. **Illinois (9/28):** Finished the game with a career-high four tackles for loss...Added two sacks and a forced a fumble on a sack late in the fourth quarter, which was recovered by Smith Vilbert...Also had a pass breakup. **UCLA (10/5):** Made three stops, including 1.5 tackles for loss. **at USC (10/12):** Recorded a solo sack and added a half-tackle for loss in the third quarter...Finished with five tackles, a quarterback hurry and a pass breakup. **at Wisconsin (10/26):** Collected three tackles, including two solo. **Ohio State (10/2):** Recorded two sacks, with solo sacks in both the second and third quarters...Finished with four tackles (2 solo). **Washington (11/9):** Notched six tackles, including five solo...Tallied four tackles for loss, two sacks and a forced fumble...He had two tackles for loss, including a strip-sack, in the first quarter. **at Purdue (11/16):** Made a team-high five tackles (all solo) to go with two tackles for loss...Both tackles for loss came in the second quarter. **at Minnesota (11/23):** Notched three tackles, including one solo. **Maryland (11/30):** Posted a team-high six tackles (3 solo), including two sacks. **vs. Oregon (12/7):** Made six tackles (4 solo).

CARTER'S CAREER STATISTICS

	UT-AT	TT	FF	FR	I	PBU	SACK	TFL
2022	36-20	56	2	-	-	4	6.5-59	10.5-64
2023	25-23	48	1	-	1	5	4.5-43	5.5-46
2024	37-23	60	2	-	-	3	10.0-63	19.5-96
Career	98-66	164	5	-	1	12	21.0-165	35.5-206

CARTER'S CAREER HIGHS

Tackles:.....9; at Ohio State, 10/21/23
Tackles for Loss:.....4; Twice: Last Washington, 11/9/24
Sacks:.....2; Six Times: Last Maryland, 11/30/24
Forced Fumbles:.....1; Five Times: Last Washington, 11/9/24
Interceptions:.....1; at Illinois, 9/16/23
Long Interception Return:.....18; at Illinois, 9/16/23
Pass Breakups:.....1; 12 Times: Last at USC, 10/12/24



BEN CHIZMAR 49

Linebacker | 6-0 | 224
Redshirt Junior
Gibsonia, Pa./Mars Area
Major: Security and Risk Analysis

2024 REDSHIRT JUNIOR SEASON

Awards: Earned Academic All-Big Ten honors.
Season: Has appeared in one game.
Kent State (9/21): Assisted on a tackle.

CHIZMAR'S CAREER STATISTICS

	UT-AT	TT	FF	FR	I	PBU	SACK	TFL
2024	0-1	1	-	-	-	-	-	-
Career	0-1	1	-	-	-	-	-	-

CHIZMAR'S CAREER HIGHS

Tackles:.....1; Kent State, 9/21/24



LIAM CLIFFORD 2

Wide Receiver | 6-1 | 208
Redshirt Junior
Maineville, Ohio/St. Xavier
Major: Advertising and Public Relations

2024 JUNIOR SEASON

Awards: Earned Academic All-Big Ten honors.
Season: Has appeared in 13 games, making nine starts...Owns 17 receptions for 279 yards and a touchdown...Named the coaching staff's Offensive Player of the Week (UCLA - 10/5).
Kent State (9/21): Caught a 14-yard touchdown pass in the second quarter, his first career touchdown grab...Posted 64 yards on three receptions...Made a 38-yard reception in the second quarter. **Illinois (9/28):** Recorded nine yards on a pair of receptions. **UCLA (10/5):** Posted a career-high 107 receiving yards on three receptions for his first career 100-yard receiving game...Tallied a career-long 57-yard reception in the fourth quarter. **at USC (10/12):** Made three receptions for 26 yards, including a long catch of 16 yards. **at Wisconsin (10/26):** Had three catches for 40 yards, including a 23-yard reception. **Washington (11/9):** Had a 20-yard catch in the fourth quarter. **at Minnesota (11/23):** Made an 8-yard grab...Had a 6-yard punt return. **Maryland (11/30):** Caught one pass for five yards.

CLIFFORD'S CAREER STATISTICS

	Att.-Yds.	Avg.	TD	LG	Rec.-Yds.	Avg.	TD	LG
2022	-	-	-	-	8-89	11.1	-	20
2023	-	-	-	-	13-130	10.0	-	33
2024	1-12	12	-	12	17-279	16.4	1	57
Career	1-12	12	-	12	38-498	13.1	1	57

CLIFFORD'S CAREER RETURN STATISTICS

	KR-Yds.	Avg.	TD	LG	PR-Yds.	Avg.	TD	LG
2024	-	-	-	-	1-6	6.0	-	6
Career	-	-	-	-	1-6	6.0	-	6

CLIFFORD'S CAREER HIGHS

Receptions	3; Six Times: Last at Wisconsin, 10/26/24
Receiving Yards	107; UCLA, 10/5/24
Touchdowns	1; Kent State, 9/21/24
Longest Reception	57; UCLA, 10/5/24
Punt Returns	1; at Minnesota, 11/23/24
Punt Return Yards	2; at Minnesota, 11/23/24
Long Punt Return	2 yards; at Minnesota, 11/23/24



AUDAVION COLLINS 29

Cornerback | 5-11 | 180
Redshirt Sophomore
Covington, Ga./Newton/Mississippi State
Major: Telecommunications

2024 REDSHIRT SOPHOMORE SEASON

Season: Has appeared in 13 games...Owns 18 tackles (14 solo), one sack, one pass breakup and one interception.

at West Virginia (8/31): Made a solo tackle. **Bowling Green (9/7):** Assisted on a tackle. **Kent State (9/21):** Posted a solo tackle. **UCLA (10/5):** Made two tackles. **at Wisconsin (10/26):** Had a solo stop. **Washington (11/9):** Recorded his first career sack in the fourth quarter...Added a career-high five tackles. **at Purdue (11/16):** Posted four tackles (3 solo). **Maryland (11/30):** Recorded the first interception of his collegiate career. **vs. Oregon (12/7):** Posted three solo stops and a pass breakup.

COLLINS' CAREER STATISTICS

	UT-AT	TT	FF	FR	I	PBU	SACK	TFL
2023	3-0	3	-	-	-	-	-	1.0-1
2024	14-4	18	-	-	1	1	1.0-11	1.0-11
Career	17-4	21	-	-	1	1	1.0-11	2.0-12

CARTER'S CAREER HIGHS

Tackles	5; Washington, 11/9/24
Tackles for Loss	1.0; Washington, 11/9/24
Sacks	1.0; Washington, 11/9/24
Interceptions	1; Maryland, 11/30/24
Pass Breakups	1; vs. Oregon, 12/7/24



COOPER COUSINS 50

Offensive Line | 6-6 | 316
Freshman
Erie, Pa./McDowell
Major: Division of Undergraduate Studies

2024 TRUE FRESHMAN SEASON

Awards: Named a true freshman preseason All-American by 247Sports, ESPN and On3...Earned a spot on the Maxwell Football Club's Shaun Alexander Freshman of the Year watch list.

Season: Has appeared in 13 games...Named the coaching staff's special teams player of the game (Wisconsin - 10/26).

Kent State (9/21): Saw significant action on the offensive line...Penn State had a school record 718 yards of offense...The Nittany Lions had a school record 40 first downs...Penn State's 409 passing yards are the fifth highest total in school history. **Illinois (9/28):** Saw time with the offense...Helped pave way for the offense to gain 239 yards on the ground with three rushing touchdowns...Kaytron Allen rushed for 102 yards and a touchdown, while Nicholas Singleton added 94 yards and a score. **at Purdue (11/16):** Penn State had eight plays of 20+ yards (6 passing, 2 rushing)...The Nittany Lions tallied 539 total yards, threw for 305 yards and gained 234 yards on the ground, without allowing a sack. **Maryland (11/30):** Helped the Nittany Lions to gain 412 total yards, including 213 on the ground...PSU scored six touchdowns in the red zone and did not allow a sack.



AMIEL DAVIS 30

Running Back | 6-0 | 214
Redshirt Junior
Voorhees, N.J./Eastern Regional/Marist College
Major: Biobehavioral Health

2024 REDSHIRT JUNIOR SEASON

Awards: Earned Academic All-Big Ten honors.

Season: Has appeared in one game...Earned the coaching staff's Developmental Squad Offensive Player of the Week (Wisconsin - 10/26)...Named the coaching staff's Developmental Squad Special Teams Player of the Week (Purdue - 11/16).



NICK DAWKINS 53

Offensive Line | 6-4 | 298
Redshirt Senior
Allentown, Pa./Parkland
Major: Organization Development and Change Essentials

2024 REDSHIRT SENIOR SEASON

Awards: Postseason: Won the Allstate Wuerffel Trophy...In winning the Allstate Wuerffel Trophy, was also named captain of the Allstate Good Works Team...Garnered All-Big Ten honorable mention honors by the media...Earned Academic All-Big Ten honors. **Midseason:** Named Allstate Wuerffel Trophy Finalist...Selected for the Allstate Good Works Team.

Season: Has started 13 games at center...Voted a team captain.

at West Virginia (8/31): Made first career start...Penn State gained 457 yards on 60 plays (7.6 yards per play)...The Nittany Lions threw for 235 yards and rushed for 222 yards, while not allowing a sack...PSU tallied eight runs of 10+ yards. **Bowling Green (9/7):** Penn State had nine plays of 20+ yards (five passes, four rushes)...PSU collected 438 total yards, throwing for 204 yards and rushing for 234 yards...The Nittany Lions had two 100-yard rushers (Nicholas Singleton - 119; Kaytron Allen - 101). **Kent State (9/21):** Penn State had a school record 718 yards of offense...The Nittany Lions had a school record 40 first downs...Penn State's 409 passing yards are the fifth highest total in school history. **Illinois (9/28):** Helped pave way for the offense to gain 239 yards on the ground with three rushing touchdowns...Kaytron Allen rushed for 102 yards and a touchdown, while Nicholas Singleton added 94 yards and a score. **UCLA (10/5):** Penn State totaled four plays of 20+ yards on offense...The Nittany Lions scored on a 16-play, 82-yard drive, covering 8:36 in the second quarter, PSU's longest drive by time since a 9:04 drive against Indiana in 2019. **at USC (10/12):** Tight end Tyler Warren set a Penn State and Big Ten tight end record with 224 receiving yards (on 17 catches)...Warren's 17 receptions are a Penn State record and tied an FBS tight end record...Penn State had six pass plays of 20+ yards...The Nittany Lions tallied 518 total yards and threw for 400 yards. **at Wisconsin (10/26):** Penn State tallied 419 total yards, while Drew Allar and Beau Pribula each threw a touchdown pass. **Ohio State (11/2):** The Nittany Lions recorded four plays of 20+ yards, including three passing and one rushing. **Washington (11/9):** Penn State gained 486 total yards, including 266 rushing and four touchdowns on the ground...Corey Smith had a 78-yard rush in the fourth quarter, PSU's longest offensive play this season...PSU did not allow a tackle for loss in the game. **at Purdue (11/16):** Penn State had eight plays of 20+ yards (6 passing, 2 rushing)...The Nittany Lions tallied 539 total yards, threw for 305 yards and gained 234 yards on the ground, without allowing a sack. **at Minnesota (11/23):** The Nittany Lions threw for 244 yards and helped Allar and Singleton to score on rushing touchdowns. **Maryland (11/30):** Helped the Nittany Lions to gain 412 total yards, including 213 on the ground...PSU scored six touchdowns in the red zone and did not allow a sack. **vs. Oregon (12/7):** Penn State tallied eight plays of 20+ yards, including three passing and five rushing...The Nittany Lions gained 518 total yards, while Oregon entered the game allowing 283.8 total yards per game, good for seventh in the FBS...The Nittany Lions rushed for 292 yards, averaging 8.3 yards per carry, while Oregon entered the game allowing 112.3 rushing yards per game, which was 22nd in FBS...Allen (124) and Singleton (105) both rushed for over 100 yards in the same game for the second time in their career.



DOMINIC DELUCA 0

Linebacker | 6-1 | 230
Redshirt Junior
West Pittston, Pa./Wyoming Area
Major: Agribusiness Management

► 2024 ► REDSHIRT JUNIOR SEASON

Season: Has appeared in 12 games, making five starts...Has made 28 tackles (15 solo), 2.5 tackles for loss, one pass breakup and one interception...Voted a team captain.

at West Virginia (8/31): Posted five total tackles (2 solo). **Bowling Green (9/7):** Assisted on a tackle. **UCLA (10/5):** Assisted on a tackle for loss...Added a quarterback hurry. **at Wisconsin (10/26):** Recorded five tackles (4 solo), including four in the first half. **Ohio State (11/2):** Tied a career high with 1.5 tackles for loss...Made a solo tackle for loss in the third quarter and a half-tackle for loss in the second quarter...Finished with four total tackles. **Washington (11/9):** Made one solo tackle. **at Purdue (11/16):** Recorded a solo stop. **at Minnesota (11/23):** Picked off a pass in the second quarter and returned it 32 yards to go with three tackles and a half-tackle for loss. **Maryland (11/30):** Totaled three tackles (2 solo). **Maryland (11/30):** Made three tackles (2 solo). **vs. Oregon (12/7):** Posted four tackles (2 solo) and a pass breakup.

DELUCA'S CAREER STATISTICS

	UT-AT	TT	FF	FR	I	PBU	SACK	TFL
2022	18-11	29	-	-	-	1	1.0-3	2.0-6
2023	17-12	29	2	-	2	3	1.0-5	4.5-14
2024	15-13	28	-	-	1	1	-	2.5-2
Career	50-36	86	2	-	3	5	2.0-8	9.0-22

► DELUCA'S CAREER HIGHS

Tackles.....6; at Illinois, 9/16/23
Tackles for Loss.....1.5; Twice: Last Ohio State, 11/2/24
Sacks.....1; Twice: Last West Virginia, 9/2/23
Forced Fumbles.....1; Twice: Last Iowa, 9/23/23
Interceptions.....1; Three Times: Last at Minnesota, 11/23/24
Long Interception Return.....35; at Maryland, 11/4/23
Pass Breakups.....1; Five Times: Last vs. Oregon, 12/7/24
Blocked Kicks.....1; Twice: Last UMass, 10/14/23



TYSEER DENMARK 4

Wide Receiver | 5-10 | 177
Freshman
Philadelphia, Pa./Imhotep Charter
Major: Division of Undergraduate Studies

► 2024 ► TRUE FRESHMAN SEASON

Season: Has appeared in three games.

Kent State (9/21): Made a 13-yard grab. **at Purdue (11/16):** Had a 16-yard punt return. **Maryland (11/30):** Hauled in a 15-yard touchdown, his first as a Nittany Lion.

DENMARK'S CAREER STATISTICS

	Att.-Yds.	Avg.	TD	LG	Rec.-Yds.	Avg.	TD	LG
2024	1-(-4)	-4.0	-	-	2-28	14.0	1	15
Career	1-(-4)	-4.0	-	-	2-28	14.0	1	15

► DENMARK'S CAREER HIGHS

Receptions.....1; Twice: Last: Maryland, 11/30/24
Receiving Yards.....15; Maryland, 11/30/24
Receiving Touchdowns.....1; Maryland, 11/30/24
Longest Reception.....15 yards; Maryland, 11/30/24
Rushing Attempts.....1; at Purdue, 11/16/24



DANI DENNIS-SUTTON 33

Defensive End | 6-5 | 266
Junior
Millsboro, Del./McDonogh School (Md.)
Major: Telecommunications

► 2024 ► JUNIOR SEASON

Awards: Postseason: Tabbed All-Big Ten honorable mention by the media...Earned Academic All-Big Ten honors. **Preseason:** Named to the Lott IMPACT Trophy watch list.

Season: Has appeared in 13 games, making 11 starts at defensive end...Owns 26 tackles (16 solo) to go along with seven tackles for loss, four sacks, one forced fumble, one fumble recovery, three pass breakups and eight quarterback hurries.

at West Virginia (8/31): Recovered a fumble in the fourth quarter...Added a pass breakup and solo tackle. **Bowling Green (9/7):** Posted a pair of tackles. **Kent State (9/21):** Recorded a strip-sack in the first quarter...Finished with two tackles. **Illinois (9/28):** Notched a solo sack on an intentional grounding call. **UCLA (10/5):** Had a career-best two pass breakups and added two quarterback hurries. **at USC (10/12):** Matched a career high with six tackles to go along with two tackles for loss and a quarterback hurry...Recorded a solo tackle for loss in the first quarter and added another tackle for loss in overtime. **at Wisconsin (10/26):** Tallied two tackles, including one solo. **at Purdue (11/16):** Recorded a solo sack on Purdue's opening drive...Also added a solo tackle for loss in the second quarter. **at Minnesota (11/23):** Assisted on two tackles. **Maryland (11/30):** Posted three solo tackles, including his fourth sack of the season...Added three quarterback hurries. **vs. Oregon (12/7):** Assisted on two tackles.

DENNIS-SUTTON'S CAREER STATISTICS

	UT-AT	TT	FF	FR	I	PBU	SACK	TFL
2022	11-6	17	-	-	1	1	3.0-21	3.5-22
2023	17-9	26	2	1	-	1	3.5-29	6.0-33
2024	16-10	26	1	1	-	3	4.0-24	7.0-29
Career	44-25	69	3	2	1	5	10.5-74	16.5-84

► DENNIS-SUTTON'S CAREER HIGHS

Tackles.....6; Twice: Last at USC, 10/12/24
Tackles for Loss.....2; Four Times: Last at Purdue, 11/16/24
Sacks.....2; Central Michigan, 9/24/22
Forced Fumbles.....1; Three Times: Last Kent State, 9/21/24
Fumble Recoveries.....1; Twice: Last at West Virginia, 8/31/24
Interceptions.....1; at Indiana, 11/5/22
Long Interception Return.....20; at Indiana, 11/5/22
Pass Breakups.....2; UCLA, 10/5/24



KHALIL DINKINS 16

Tight End | 6-4 | 252
Redshirt Junior
Wexford, Pa./North Allegheny
Major: Telecommunications

► 2024 ► REDSHIRT JUNIOR SEASON

Season: Has appeared in 12 games, making five starts...Owns 11 receptions for 88 yards and two touchdowns.

Bowling Green (9/7): Recorded a 7-yard reception. **Kent State (9/21):** Caught a 13-yard touchdown pass in the third quarter. **UCLA (10/5):** Made a 6-yard grab. **at Wisconsin (10/26):** Hauled in a 1-yard touchdown in the fourth quarter...Added a 17-yard catch. **at Purdue (11/6):** Posted five receiving yards. **Maryland (11/30):** Caught three passes for a career-best 36 yards, including a 23-yard reception. **vs. Oregon (12/7):** Made a 3-yard reception.

DINKINS' CAREER STATISTICS

	Att.-Yds.	Avg.	TD	LG	Rec.-Yds.	Avg.	TD	LG
2022	-	-	-	-	4-53	13.3	1	28
2023	-	-	-	-	5-57	11.4	2	16
2024	-	-	-	-	11-88	8.0	2	23
Career	-	-	-	-	20-198	9.9	5	28

DINKINS' CAREER HIGHS

Receptions3; Maryland, 11/30/24
Receiving Yards36; Maryland, 11/30/24
Receiving Touchdowns 1; Five Times: Last at Wisconsin, 10/26/24
Longest Reception28 yards; Ohio, 9/10/22



KOLIN DINKINS 31

Safety | 6-2 | 203
Redshirt Sophomore
Wexford, Pa./North Allegheny
Major: Telecommunications

2024 REDSHIRT SOPHOMORE SEASON

Season: Has appeared in 12 games, primarily on special teams...Has made five tackles (4 solo).
Ohio State (11/2): Recorded a tackle on a kickoff return. at Purdue (11/16): Made a solo stop.
Maryland (11/30): Posted two tackles (1 solo). vs. Oregon (12/7): Posted a solo stop.

DINKINS' CAREER STATISTICS

	UT-AT	TT	FF	FR	I	PBU	SACK	TFL
2023	1-0	1	-	-	-	-	-	-
2024	4-1	5	-	-	-	-	-	-
Career	5-1	6	-	-	-	-	-	-

DINKINS' CAREER HIGHS

Tackles2; Maryland, 11/30/24



ANTHONY DONKOH 68

Offensive Line | 6-5 | 330
Redshirt Freshman
Aldie, Va./Lightridge
Major: Division of Undergraduate Studies

2024 REDSHIRT FRESHMAN SEASON

Awards: Postseason: Named All-Big Ten honorable mention by the coaches and media. Midseason: Named a semifinalist for the Shaun Alexander Freshman of the Year Award.
Season: Has played in 11 games and started 10 at right tackle.

at West Virginia (8/31): Made first career start...Penn State gained 457 yards on 60 plays (7.6 yards per play)...The Nittany Lions threw for 235 yards and rushed for 222 yards, while not allowing a sack... PSU tallied eight runs of 10+ yards. Bowling Green (9/7): Penn State had nine plays of 20+ yards (five passes, four rushes)...PSU collected 438 total yards, throwing for 204 yards and rushing for 234 yards... The Nittany Lions had two 100-yard rushers (Nicholas Singleton - 119; Kaytron Allen - 101). Kent State (9/21): Penn State had a school record 718 yards of offense...The Nittany Lions had a school record 40 first downs...Penn State's 409 passing yards are the fifth highest total in school history. Illinois (9/28): Helped pave way for the offense to gain 239 yards on the ground with three rushing touchdowns... Kaytron Allen rushed for 102 yards and a touchdown, while Nicholas Singleton added 94 yards and a score. UCLA (10/5): Penn State totaled four plays of 20+ yards on offense...The Nittany Lions scored on a 16-play, 82-yard drive, covering 8:36 in the second quarter, PSU's longest drive by time since a 9:04 drive against Indiana in 2019. at USC (10/12): Tight end Tyler Warren set a Penn State and Big Ten tight end record with 224 receiving yards (on 17 catches)...Warren's 17 receptions are a Penn State record and tied an FBS tight end record...Penn State had six pass plays of 20+ yards...The Nittany Lions tallied 518 total yards and threw for 400 yards. at Wisconsin (10/26): Penn State tallied 419 total yards, while Drew Allar and Beau Pribula each threw a touchdown pass. Ohio State (11/2): The Nittany Lions recorded four plays of 20+ yards, including three passing and one rushing. Washington (11/9): Penn State gained 486 total yards, including 266 rushing and four touchdowns on the ground...Corey Smith had a 78-yard rush in the fourth quarter, PSU's longest offensive play this season...PSU did not allow a tackle for loss in the game. at Purdue (11/16): Penn State had eight plays of 20+ yards (6 passing, 2 rushing)...The Nittany Lions tallied 539 total yards, threw for 305 yards and gained 234 yards on the ground, without allowing a sack.



ZANE DURANT 28

Defensive Tackle | 6-1 | 288
Junior
Lake Nona, Fla./Lake Nona
Major: Human Development and Family Studies

2024 JUNIOR SEASON


Awards: Postseason: Voted All-Big Ten honorable mention by the coaches and media.
Season: Has started 13 games at defensive tackle...Owns 35 tackles, nine tackles for loss, three sacks and a pass breakup...Named the coaching staff's Defensive Player of the Game three times (Bowling Green - 9/7; Illinois - 9/28; Minnesota - 11/23).
at West Virginia (8/31): Tallied four tackles (2 solo)...Recorded a solo sack in the third quarter and finished the game with 1.5 tackles for loss. Bowling Green (9/7): Assisted on a tackle. Kent State (9/21): Posted a tackle for loss...Added a quarterback hurry and pass breakup. Illinois (9/28): Recorded four solo stops, two tackles for loss and a sack...Solo sack came in the fourth quarter. UCLA (10/5): Assisted on two tackles and a tackle for loss. at USC (10/12): Made three tackles and assisted on a tackle for loss. at Wisconsin (10/26): Collected three tackles, two solo, and a half-tackle for loss. Ohio State (11/2): Posted a career-high five tackles, including three solo. Washington (11/9): Assisted on two tackles. at Purdue (11/16): Assisted on a tackle. at Minnesota (11/23): Matched his career high with five tackles...Notched 2.5 tackles for loss, including 1.5 tackles for loss in the second quarter. Maryland (11/30): Tallied four tackles, including a half-sack.

DURANT'S CAREER STATISTICS

	UT-AT	TT	FF	FR	I	PBU	SACK	TFL
2022	1-4	5	-	-	-	-	1.0-8	1.0-8
2023	12-5	17	-	1	-	-	2.0-17	5.5-28
2024	17-18	35	-	-	-	1	3.0-27	9.0-41
Career	30-27	57	-	1	-	1	6.0-52	15.5-77

DURANT'S CAREER HIGHS

Tackles..... 5; Twice: Last at Minnesota, 11/23/24
Tackles for Loss 3.0; at Northwestern, 9/30/23
Sacks..... 1; Five Times: Last Illinois, 9/28/24
Fumble Recoveries 1; at Maryland, 11/4/23



TYLER DUZANSKY48

Long Snapper | 6-4 | 216
Redshirt Junior
Glen Ellyn, Ill./St. Francis Prep
Major: Supply Chain and Information Systems

2024 REDSHIRT JUNIOR SEASON

Awards: **Postseason:** Named All-Big Ten third team by the media and honorable mention by the coaches...Earned Academic All-Big Ten honors.

Season: Has appeared in 13 games as Penn State's starting long snapper.


at West Virginia (8/31): Riley Thompson averaged 44.0 yards per punt on four punts. **Bowling Green (9/7):** Sander Sahaydak drilled a career-long 43-yard field goal in the second quarter and a 28 yarder late in the second quarter...Thompson blasted a 56-yard punt in the first quarter and finished the day averaging 47.0 yards on four punts. **Kent State (9/21):** Kicker Sander Sahaydak was 7-7 on extra-point attempts. **Illinois (9/28):** Thompson landed a punt inside the 10 in the second quarter. **UCLA (10/5):** Kicker Ryan Barker made both of his field goal attempts, including a 40-yarder, and three extra-point attempts. **at USC (10/12):** Barker made a game-winning 36-yard field goal in overtime, while converting on all four of his field goal attempts...Both of Thompson's punts landed inside the 20-yard line. **at Wisconsin (10/26):** Thompson landed two punts inside the 20 and blasted a 51-yard punt...Barker hit all four extra-point attempts. **Ohio State (11/2):** Barker converted field goals of 29 and 44 yards...Thompson averaged 42.8 yards per punt, including a 50-yard punt and one inside the 20. **Washington (11/9):** Helped Barker to convert all five extra-point attempts...PSU did not attempt a punt. **Purdue (11/16):** Thompson landed a pair of punts inside the 15...Barker made all seven of his extra-point attempts. **at Minnesota (11/23):** Helped Barker to convert field goals of 45 and 32 yards... The 45-yarder is a career-long...Aided Thompson to land one punt inside the 20. Maryland (11/30): Snapped for Barker, who connected on a career-long 49-yard field goal and five extra point conversions... Helped Thompson land a punt inside the 20-yard line. **vs. Oregon (12/7):** Helped Thompson average 47 yards per punt on a pair of kicks...Snapped for Barker who connected on a 33-yard field goal and four extra points.

DUZANSKY'S CAREER STATISTICS

	UT-AT	TT	FF	FR	I	PBU	SACK	TFL
2022	-	-	-	-	-	-	-	-
2023	5-1	6	-	-	-	-	-	-
2024	1-0	1	-	-	-	-	-	-
Career	6-1	7	-	-	-	-	-	-

DUZANSKY'S CAREER HIGHS

Tackles..... 2; Twice: Last vs. Ole Miss, 12/30/23



TYLER ELSDON43

Linebacker | 6-2 | 230
Senior
Frackville, Pa./North Schuylkill
Major: Health Policy and Administration

2024 SENIOR SEASON

Awards: Earned Academic All-Big Ten honors.

Season: Has appeared in 13 games, making 18 tackles and breaking up two passes.

at West Virginia (8/31): Assisted on four tackles. **Bowling Green (9/7):** Made three tackles and broke up a pass. **Kent State (9/21):** Broke up a pass. **Illinois (9/28):** Made two solo stops. **UCLA (10/5):** Collected five tackles. **at USC (10/12):** Assisted on a tackle. **at Wisconsin (10/26):** Made two solo tackles. **at Minnesota (11/23):** Recorded one tackle.

ELSDON'S CAREER STATISTICS

	UT-AT	TT	FF	FR	I	PBU	SACK	TFL
2020	1-0	1	-	-	-	-	-	-
2021	9-2	11	-	-	-	-	-	-
2022	25-19	44	-	1	-	1	1.0-2	3.0-6
2023	16-5	21	-	1	-	2	-	1.0-3
2024	7-11	18	-	-	-	2	-	-
Career	58-37	95	-	2	-	5	1.0-2	4.0-9

ELSDON'S CAREER HIGHS

Tackles..... 6; Three Times: Last vs. Utah, 1/2/23
Tackles for Loss 1.0; Three Times: Last at Maryland, 11/4/23
Sacks..... 1.0; at Rutgers, 11/19/22
Fumble Recoveries 1; Twice: Last at Ohio State, 10/21/23
Pass Breakups 1; Five Times: Last Kent State, 9/21/24



OMARI EVANS5

Wide Receiver | 6-0 | 188
Junior
Killeen, Texas/Shoemaker
Major: Telecommunications

2024 JUNIOR SEASON

Awards: **Preseason:** Named to the Earl Campbell Tyler Rose Award watch list.

Season: Has appeared in 13 games, making six starts...Owns 19 receptions for 360 yards and four touchdowns.

at West Virginia (8/31): Posted two receptions, including a 55-yard catch late in the second quarter to set up a touchdown on the next play. **Bowling Green (9/7):** Made two grabs for 34 yards and a touchdown...Score came on a 29-yard catch in the second quarter. **Kent State (9/21):** Had a career-best 116 receiving yards on a career-high four receptions, marking his first career 100-yard receiving game... Had a 59-yard touchdown grab in the third quarter...Added a 38-yard reception in the second quarter. **Illinois (9/28):** Made a 12-yard catch. **UCLA (10/5):** Had a 3-yard catch. **at USC (10/12):** Hauled in a 16-yard reception. **at Purdue (11/16):** Made a 2-yard grab. **at Minnesota (11/23):** Caught two passes for 51 yards...Hauled in a 45-yard touchdown in the second quarter. **Maryland (11/30):** Totaled 49 receiving yards on four catches. **vs. Oregon (12/7):** Hauled in a 22-yard touchdown in the second quarter.

EVANS' CAREER STATISTICS

	Att.-Yds.	Avg.	TD	LG	Rec.-Yds.	Avg.	TD	LG
2022	1-7	7.0	-	7	5-55	11.0	1	32
2023	-	-	-	-	4-94	23.5	1	60
2024	1-1	1.0	-	-	19-360	18.9	4	59
Career	2-8	4.0	-	7	28-509	18.2	6	60

EVANS' CAREER HIGHS

Receptions..... 4; Twice: Last: Maryland, 11/30/24
Receiving Yards..... 116; Kent State, 9/21/24
Receiving Touchdowns 1; Six Times: Last vs. Oregon, 12/7/24
Longest Reception 60 yards; vs. Michigan State, 11/24/23
Rushing Attempts 1; Twice: Last: Washington, 11/09/2024
Rushing Yards..... 7; Minnesota, 10/22/22
Longest Rush..... 7; Minnesota, 10/22/22



JULIAN FLEMING 3

Wide Receiver | 6-2 | 208
Senior
Catawissa, Pa./Southern Columbia/Ohio State
Major: Communication Arts and Sciences

► 2024 ► SENIOR SEASON

Season: Has appeared in 13 games, making two starts...Owns 14 catches for 176 yards and a touchdown.

Bowling Green (9/7): Made a 3-yard reception. **Kent State (9/21):** Posted a 21-yard reception in the first quarter and a 39-yard reception in the second quarter. **Illinois (9/28):** Made two grabs for 9 yards. **UCLA (10/5):** Hauled in two catches for 27 yards. **at USC (10/12):** Made two catches for 33 yards...Both catches were fourth down conversions in the fourth quarter, a 17-yarder and a 16-yarder. **at Wisconsin (10/26):** Had a 16-yard grab. **Ohio State (11/2):** Made a 4-yard catch. **Washington (11/9):** Hauled in an 8-yard touchdown reception, among two catches for 19 yards. **Maryland (11/30):** Recorded a 5-yard reception.

FLEMING'S CAREER STATISTICS

	Att.-Yds.	Avg.	TD	LG	Rec.-Yds.	Avg.	TD	LG
2020*	-	-	-	-	7-74	10.6	-	23
2021*	-	-	-	-	12-86	7.2	1	17
2022*	-	-	-	-	34-533	15.7	6	79
2023*	-	-	-	-	26-270	10.4	-	37
2024	-	-	-	-	14-176	12.6	1	39
Career	-	-	-	-	93-1,139	12.2	8	79

FLEMING'S CAREER RETURN STATISTICS

	KR-Yds.	Avg.	TD	LG	PR-Yds.	Avg.	TD	LG
2020*	-	-	-	-	-	-	-	-
2021*	3-22	7.3	-	11	-	-	-	-
2022*	-	-	-	-	-	-	-	-
2023*	-	-	-	-	1-3	3.0	-	3
2024	-	-	-	-	-	-	-	-
Career	3-22	7.3	-	11	1-3	3.0	-	3

► FLEMING'S CAREER HIGHS

Receptions 6; at Indiana, 9/2/23*
Receiving Yards 105; Iowa, 10/22/22*
Receiving Touchdowns 2; Toledo, 9/17/22*
Longest Reception 79 yards; Iowa, 10/22/22*

Kick Returns 2; at Michigan, 11/27/21*
Kick Return Yards 11; Twice: Last Michigan State, 11/20/21*
Long Kick Return 11; Twice: Last Michigan State, 11/20/21*

Punt Returns 1; Penn State, 10/21/23*
Punt Return Yards 3; Penn State, 10/21/23*
Long Punt Return 3; Penn State, 10/21/23*

* at Ohio State (2020-23)



MEHKI FLOWERS 80

Wide Receiver | 6-0 | 194
Redshirt Sophomore
Harrisburg, Pa./Central Dauphin East
Major: Recreation, Park an Tourism Management

► 2024 ► REDSHIRT FRESHMAN SEASON

Season: Has appeared in seven games on special teams.



ALONZO FORD JR. 50

Defensive Tackle | 6-2 | 319
Redshirt Senior
Richmond, Va./Varina/Old Dominion
Major: Criminology

► 2024 ► REDSHIRT SENIOR SEASON

Season: Has appeared in 11 games...Owns 16 tackles (7 solo) and 3.5 tackles for loss.

Bowling Green (9/7): Made a solo tackle. **Kent State (9/21):** Assisted on a tackle. **UCLA (10/5):** Tied a career high with seven tackles. **at Wisconsin (10/26):** Collected two tackles for loss on the same drive in the third quarter...Tallied first multi-tackle for loss game at Penn State. **Ohio State (11/2):** Assisted on one tackle. **Washington (11/9):** Tallied two stops...Recorded a tackle for loss in the fourth quarter. **at Purdue (9/16):** Posted two tackles and assisted on a tackle for loss.

FORD'S CAREER STATISTICS

	UT-AT	TT	FF	FR	I	PBU	SACK	TFL
2021*	11-27	38	1	1	-	-	0.5-3	2.5-5
2022*	14-18	32	-	-	-	-	3.5-25	5.0-28
2023	-	-	-	-	-	-	-	-
2024	7-9	16	-	-	-	-	-	3.5-4
Career	32-54	86	1	1	-	-	4.0-28	11.0-37

► FORD'S CAREER HIGHS

Tackles 7; Twice: Last UCLA, 10/5/24
Tackles for Loss 2.0; Three Times: Last at Wisconsin, 10/26/24
Sacks 2.0; Liberty, 10/1/22*
Forced Fumbles 1; at Wake Forest, 9/3/21*
Fumble Recoveries 1; Buffalo, 9/25/21*

* at Old Dominion (2021-22).*



FINN FURMANEK 89

Tight End | 6-3 | 242
Redshirt Freshman
State College, Pa./State College Area
Major: Division of Undergraduate Studies

► 2024 ► TRUE FRESHMAN SEASON

Awards: Earned Academic All-Big Ten honors.

Season: Has appeared in one game on special teams.



XAVIER GILLIAM 54

Defensive Tackle | 6-2 | 306
Freshman
Montgomery Village, Md./Quince Orchard
Major: Division of Undergraduate Studies

► 2024 ► TRUE FRESHMAN SEASON


Season: Has appeared in three games...Posted his first career tackle against Maryland.

GILLIAM'S CAREER STATISTICS

	UT-AT	TT	FF	FR	I	PBU	SACK	TFL
2024	1-0	1	-	-	-	-	-	-
Career	1-0	1	-	-	-	-	-	-

GILLIAM'S CAREER HIGHS

Tackles..... 1; Maryland, 11/30/24



MAX GRANVILLE

18

Defensive End | 6-3 | 229
Freshman
Sugar Land, Texas/Fort Bend Christian Academy
Major: Division of Undergraduate Studies

2024 TRUE FRESHMAN SEASON

Season: Has appeared in three games.


Kent State (9/21): Broke up a pass on a quarterback hit.

GRANVILLE'S CAREER STATISTICS

	UT-AT	TT	FF	FR	I	PBU	SACK	TFL
2024	1-0	1	-	-	-	1	-	-
Career	1-0	1	-	-	-	1	-	-

GRANVILLE'S CAREER HIGHS

Tackles..... 1; Maryland, 11/30/24
Pass Breakups..... 1; Kent State, 9/21/24



A.J. HARRIS

4

Cornerback | 6-1 | 193
Sophomore
Phenix City, Ala./Central/Georgia
Major: Division of Undergraduate Studies

2024 SOPHOMORE SEASON

Awards: *Postseason*: Voted All-Big Ten third team by the coaches and media.

Season: Has played in 13 games at cornerback, making 12 starts...Owns 39 tackles (25 solo), four tackles for loss, one interception and four pass breakups.

at West Virginia (8/31): Assisted on three tackles...Added a pass breakup. **Bowling Green (9/7)**: Made four tackles. **Illinois (9/28)**: Grabbed his first career interception in the fourth quarter and returned it 20 yards...Also recorded four tackles (2 solo) and broke up a pass. **UCLA (10/5)**: Tallied a career-high five tackles (4 solo). **at USC (10/12)**: Made three solo stops, including a tackle for loss. **at Wisconsin (10/26)**: Registered a solo tackle and a pass breakup. **Ohio State (11/2)**: Posted three tackles (2 solo). **Washington (11/9)**: Tallied three tackles, including two solo...Registered a solo tackle in the second quarter...Added a pass breakup. **at Minnesota (11/23)**: Posted five tackles, tying a career high...Added a solo tackle for loss. **Maryland (11/30)**: Made a solo stop. **vs. Oregon (12/7)**: Posted a career-high seven tackles (5 solo), including a tackle for loss.


HARRIS' CAREER STATISTICS

	UT-AT	TT	FF	FR	I	PBU	SACK	TFL
2023*	3-5	8	-	-	-	-	-	-
2024	25-14	39	-	-	1	4	-	4.0-8
Career	28-19	47	-	-	1	4	-	4.0-8

HARRIS' CAREER HIGHS

Tackles..... 7; Oregon, 12/7/24
Tackles for Loss..... 1.0; Four Times: Last vs. Oregon, 12/7/24
Interceptions..... 1; Illinois, 9/28/24
Pass Breakups..... 1; Four Times: Last Washington, 11/9/24

* at Georgia (2023)



JAYLEN HARVEY

44

Defensive End | 6-2 | 263
Freshman
Gaithersburg, Md./Quince Orchard
Major: Division of Undergraduate Studies

2024 TRUE FRESHMAN SEASON

Season: Has appeared in three games.

at Purdue (11/16): Made a tackle for loss. **Maryland (11/30)**: Posted a solo tackle.

HARVEY'S CAREER STATISTICS

	UT-AT	TT	FF	FR	I	PBU	SACK	TFL
2024	2-0	2	-	-	-	-	-	1.0-1
Career	2-0	2	-	-	-	-	-	1.0-1

HARVEY'S CAREER HIGHS

Tackles..... 1; Twice; Last: Maryland, 11/30/24
Tackles for Loss..... 1; at Purdue, 11/16/24



TYLER HOLZWORTH

34

Running Back | 6-0 | 221
Redshirt Junior
Milford, N.J./Delaware Valley Regional/Delaware Valley
Major: Agribusiness Management

2024 REDSHIRT JUNIOR SEASON

Awards: Earned Academic All-Big Ten honors.

Season: Has appeared in nine games.

Washington (11/9): Recorded a tackle on a kickoff return.

HOLZWORTH'S CAREER STATISTICS

	Att.-Yds.	Avg.	TD	LG	Rec.-Yds.	Avg.	TD	LG
2022	6-19	3.2	-	7	2-16	8.0	-	9
2023	3-4	1.3	-	-	-	-	-	-
Career	9-23	2.6	-	7	2-16	8.0	-	9

HOLZWORTH'S CAREER HIGHS

Rushing Attempts..... 3; Twice: Last Delaware, 9/9/23
Rushing Yards..... 14; Maryland, 11/12/22
Longest Rush..... 7 yards; Maryland, 11/12/22
Receptions..... 1; Twice: Last Maryland, 11/12/22
Receiving Yards..... 9; at Indiana, 11/5/22
Longest Reception..... 9; at Indiana, 11/5/22
Tackles..... 1; Washington, 11/9/24



OLAIVAVEGA IOANE 71

Offensive Line | 6-4 | 348
Redshirt Sophomore
Graham, Wash./Graham-Kapowsin
Major: Telecommunications

► 2024 ► REDSHIRT SOPHOMORE SEASON

Awards: Postseason: Selected All-Big Ten second team by the coaches and media...Earned Academic All-Big Ten honors. **Preseason:** Named to the Polynesian Football Player of the Year Award watch list.

Season: Has started 13 games at left guard.

at West Virginia (8/31): Penn State gained 457 yards on 60 plays (7.6 yards per play)...The Nittany Lions threw for 235 yards and rushed for 222 yards, while not allowing a sack...PSU tallied eight runs of 10+ yards. **Bowling Green (9/7):** Penn State had nine plays of 20+ yards (five passes, four rushes)...PSU collected 438 total yards, throwing for 204 yards and rushing for 234 yards... The Nittany Lions had two 100-yard rushers (Nicholas Singleton - 119; Kaytron Allen - 101). **Kent State (9/21):** Penn State had a school record 718 yards of offense...The Nittany Lions had a school record 40 first downs...Penn State's 409 passing yards are the fifth highest total in school history. **Illinois (9/28):** Helped pave way for the offense to gain 239 yards on the ground with three rushing touchdowns...Kaytron Allen rushed for 102 yards and a touchdown, while Nicholas Singleton added 94 yards and a score. **UCLA (10/5):** Penn State totaled four plays of 20+ yards on offense...The Nittany Lions scored on a 16-play, 82-yard drive, covering 8:36 in the second quarter, PSU's longest drive by time since a 9:04 drive against Indiana in 2019. **at USC (10/12):** Tight end Tyler Warren set a Penn State and Big Ten tight end record with 224 receiving yards (on 17 catches)...Warren's 17 receptions are a Penn State record and tied an FBS tight end record...Penn State had six pass plays of 20+ yards...The Nittany Lions tallied 518 total yards and threw for 400 yards. **at Wisconsin (10/26):** Penn State tallied 419 total yards, while Drew Allar and Beau Pribula each threw a touchdown pass. **Ohio State (11/2):** The Nittany Lions recorded four plays of 20+ yards, including three passing and one rushing. **Washington (11/9):** Penn State gained 486 total yards, including 266 rushing and four touchdowns on the ground...Corey Smith had a 78-yard rush in the fourth quarter, PSU's longest offensive play this season...PSU did not allow a tackle for loss in the game. **at Purdue (11/16):** Penn State had eight plays of 20+ yards (6 passing, 2 rushing)...The Nittany Lions tallied 539 total yards, threw for 305 yards and gained 234 yards on the ground, without allowing a sack. **at Minnesota (11/23):** The Nittany Lions threw for 244 yards and helped Allar and Singleton to score on rushing touchdowns. **Maryland (11/30):** Helped the Nittany Lions to gain 412 total yards, including 213 on the ground...PSU scored six touchdowns in the red zone and did not allow a sack. **vs. Oregon (12/7):** Penn State tallied eight plays of 20+ yards, including three passing and five rushing...The Nittany Lions gained 518 total yards, while Oregon entered the game allowing 283.8 total yards per game, good for seventh in the FBS...The Nittany Lions rushed for 292 yards, averaging 8.3 yards per carry, while Oregon entered the game allowing 112.3 rushing yards per game, which was 22nd in FBS...Allen (124) and Singleton (105) both rushed for over 100 yards in the same game for the second time in their career.



ANTHONY IVEY 12

Wide Receiver | 5-11 | 187
Redshirt Sophomore
Lancaster, Pa./Manheim Township
Major: Telecommunications

► 2024 ► REDSHIRT SOPHOMORE SEASON

Season: Has appeared in ten games.

Kent State (9/21): Made a 15-yard reception, the first catch of his career.

IVEY'S CAREER STATISTICS

	Att.-Yds.	Avg.	TD	LG	Rec.-Yds.	Avg.	TD	LG
2024	-	-	-	-	1-15	15.0	-	15
Career	-	-	-	-	1-15	15.0	-	15

► IVEY'S CAREER HIGHS

Receptions1; Kent State, 9/21/24
Receiving Yards15; Kent State, 9/21/24
Longest Reception15 yards; Kent State, 9/21/24



COZIAH IZZARD 99

Defensive Tackle | 6-3 | 305
Senior
Columbia, Md./DeMatha Catholic
Major: Telecommunications

► 2024 ► SENIOR SEASON

Season: Has appeared in 12 games...Owns 17 tackles (8 solo) to go along with four tackles for loss and one sack.

at West Virginia (8/31): Assisted on a tackle. **Bowling Green (9/7):** Posted a tackle for loss. **UCLA (10/5):** Had one tackle. **at Wisconsin (10/26):** Recorded three tackles, including two solo. **Ohio State (11/2):** Registered one solo tackle. **at Purdue (11/16):** Recorded a sack and finished with two solo tackles. **at Minnesota (11/23):** Collected two tackles, including a half-tackle for loss. **Maryland (11/30):** Assisted on one tackle. **vs. Oregon (12/7):** Registered a solo tackle for loss in the second quarter.

IZZARD'S CAREER STATISTICS

	UT-AT	TT	FF	FR	I	PBU	SACK	TFL
2021	11-10	21	1	-	-	-	2.0-14	3.0-15
2022	7-3	10	-	-	-	-	2.0-12	4.0-21
2023	7-9	16	1	-	-	-	3-11	3.5-12
2024	8-9	17	-	-	-	-	1.0-3	4.0-8
Career	33-31	64	2	-	-	-	8.0-40	14.5-56

► IZZARD'S CAREER HIGHS

Tackles5; Illinois, 10/23/21
Tackles for Loss2.0; Twice: Last at Illinois, 9/16/23
Sacks2.0; at Illinois, 9/16/23
Forced Fumbles1; Rutgers, 11/20/21



DVON J-THOMAS 91

Defensive Tackle | 6-1 | 305
Redshirt Senior +
Burtonsville, Md./McDonogh School
Major: Journalism

► 2024 ► REDSHIRT SENIOR (+) SEASON

Awards: Postseason: Voted All-Big Ten honorable mention by the media. **Preseason:** Named to the Polynesian Football Player of the Year Award watch list.

Season: Has started 13 games...Owns 27 tackles (10 solo), three tackles for loss and an assist on a sack.

at West Virginia (8/31): Posted two tackles. **Bowling Green (9/7):** Made four tackles (2 solo), including a tackle loss. **Kent State (9/21):** Assisted on a tackle. **Illinois (9/28):** Posted a solo tackle. **UCLA (10/5):** Assisted on a tackle for loss. **at Wisconsin (10/26):** Tallied two tackles, including a half-tackle for loss. **Ohio State (11/2):** Posted two tackles, including one solo. **Washington (11/9):** Assisted on a tackle. **at Minnesota (11/23):** Tallied four tackles, including two solo...Helped on a tackle for loss. **Maryland (11/30):** Posted four tackles (1 solo). **vs. Oregon (12/7):** Matched his career high for tackles with five

J-THOMAS' CAREER STATISTICS

	UT-AT	TT	FF	FR	I	PBU	SACK	TFL
2020	3-0	3	-	-	-	-	1.0-10	1.0-10
2021	7-8	15	-	1	-	-	-	1.5-1
2022	6-9	15	1	-	-	1	1.0-9	2.0-12
2023	14-12	26	-	-	-	-	-	5.0-14
2024	10-17	27	-	-	-	-	0.5-1	3.0-8
Career	40-46	86	1	1	-	1	2.5-20	12.5-45

J-THOMAS' CAREER HIGHS

Tackles.....	5; Twice: Last vs. Oregon, 12/7/24
Tackles for Loss	2.5; UMass, 10/14/23
Sacks.....	1.0; Twice: Last at Indiana, 11/5/22
Forced Fumbles.....	1; at Michigan, 10/15/22
Fumble Recoveries	1; Illinois, 10/23/21
Pass Breakups	1; Michigan State, 11/26/22



TYLER JOHNSON 11

Wide Receiver | 6-0 | 188
Redshirt Sophomore
Martinsville, Va./Magna Vista
Major: Recreation, Parks & Tourism Management

2024 REDSHIRT SOPHOMORE SEASON

Season: Has appeared in nine games.



JALEN KIMBER 3

Cornerback | 6-0 | 184
Redshirt Senior
Merrillville, Ind./Mansfield Timberview/Georgia/Florida
Major: Sociology

2024 REDSHIRT SENIOR SEASON

Awards: *Postseason:* Garnered All-Big Ten honorable mention honors by the media.

Season: Has appeared in 13 games, making 12 starts...Owns 26 tackles (17 solo) and three pass breakups.

at West Virginia (8/31): Posted three tackles and broke up a pass. **Bowling Green (9/7):** Made two tackles. **Kent State (9/21):** Tallied two tackles. **Illinois (9/28):** Made a solo stop. **UCLA (10/5):** Had one tackle. **at USC (10/12):** Made three solo tackles. **Ohio State (11/2):** Posted three tackles, including two solo. **Washington (11/9):** Recorded a solo tackle and a pass breakup. **at Minnesota (11/23):** Registered one tackle. **Maryland (11/30):** Tallied two tackles (1 solo). **vs. Oregon (12/7):** Made a career-high six tackles

KIMBER'S CAREER STATISTICS

	UT-AT	TT	FF	FR	I	PBU	SACK	TFL
2020*	1-0	1	-	-	-	-	-	-
2021*	1-0	1	-	-	-	-	-	-
2022**	8-5	13	-	-	1	1	-	-
2023**	18-5	23	-	1	-	5	-	-
2024	17-8	26	-	-	-	3	-	-
Career	45-18	63	-	1	1	9	-	-

KIMBER'S CAREER HIGHS

Tackles.....	6; vs. Oregon, 12/7/24
Fumble Recoveries	1; Vanderbilt, 10/7/23**
Interceptions.....	1; South Florida, 9/17/22**
Pass Breakups	2; Vanderbilt, 10/7/23**

* at Georgia (2020-21)
** at Florida (2022-23)



KOBE KING 41

Linebacker | 6-1 | 248
Redshirt Junior
Detroit, Mich./Cass Tech
Major: Recreation, Park and Tourism Management

2024 REDSHIRT JUNIOR SEASON

Awards: *Postseason:* Selected All-Big Ten second team by the coaches and media. *Preseason:* Named to the Butkus Award watch list.

Season: Has started 13 games...Owns 72 tackles (39 solo) with 8.5 tackles for loss, three sacks and a pass breakup...Voted a team captain...Named coaching staff's defensive player of the week (Minnesota - 11/23).

at West Virginia (8/31): Posted three tackles. **Bowling Green (9/7):** Made seven tackles (4 solo). **Kent State (9/21):** Made a solo tackle. **Illinois (9/28):** Recorded a solo sack in the second quarter and added a half-tackle for loss later in the quarter...Finished with seven tackles (4 solo). **UCLA (10/5):** Tallied five tackles, including a half-tackle for loss. **at USC (10/12):** Made seven tackles (5 solo) to go along with a tackle for loss. **at Wisconsin (10/26):** Posted four tackles and a half-tackle for loss. **Ohio State (11/2):** Recorded seven tackles, including five solo...Notched a solo sack in the third quarter. **Washington (11/9):** Tallied seven tackles, including four solo...Had a solo tackle on Washington's opening drive. **at Purdue (11/16):** Posted two tackles and assisted on a sack...Added a pass breakup. **at Minnesota (11/23):** Made nine tackles, including five solo...Collected 1.5 tackles for loss, registering a solo tackle for loss in the second quarter and assisted on a tackle for loss in the fourth quarter. Maryland (11/30): Assisted on three tackles. **vs. Oregon (12/7):** Registered five tackles in the first half and finished the game with 10, matching his career high...Notched a solo tackle for loss in the second quarter.

KING'S CAREER STATISTICS

	UT-AT	TT	FF	FR	I	PBU	SACK	TFL
2021	1-2	3	-	-	-	-	-	-
2022	20-21	41	-	1	-	3	-	4.0-10
2023	39-20	59	-	1	-	-	1.5-5	6.0-18
2024	39-33	72	-	-	-	1	3.0-12	8.5-22
Career	99-76	175	-	2	-	4	4.5-17	18.5-50

KING'S CAREER HIGHS

Tackles.....	10; Twice: Last vs. Oregon, 12/7/24
Tackles for Loss	2.5; at Indiana, 11/5/22
Sacks.....	1.0; Four Times: Last Washington, 11/9/24
Fumble Recoveries	1; Twice: Last at Illinois, 9/16/23
Long Fumble Return	14; at Rutgers, 11/19/22
Pass Breakups	1; Four Times: Last at Purdue, 11/16/24



DEJUAN LANE 10

Safety | 6-2 | 211
Freshman
Jessup, Md./Gilman School
Major: Division of Undergraduate Studies

2024 TRUE FRESHMAN SEASON

Season: Has appeared in 13 games...Has 12 tackles (6 solo), an interception, and two pass breakups.

Kent State (9/21): Assisted on two tackles. **UCLA (10/5):** Made four tackles (2 solo). **at Wisconsin (10/26):** Broke up a pass. **at Purdue (11/16):** Made two solo stops to go along with a pass breakup. **at Minnesota (11/23):** Assisted on one tackle. **Maryland (11/30):** Posted his first career interception, returning it 54 yards...Also tallied four tackles (3 solo).

LANE'S CAREER STATISTICS

	UT-AT	TT	FF	FR	I	PBU	SACK	TFL
2024	6-6	12	-	-	1	2	-	-
Career	6-6	12	-	-	1	2	-	-

➤ LANE'S CAREER HIGHS

Tackles.....	4; Twice; Last: Maryland, 11/30/24
Pass Breakups	1; Twice; Last: at Purdue, 11/16/24
Interceptions.....	1; Maryland, 11/30/24
Long Interception Return	54; Maryland, 11/30/24



JORDAN MARTIN JR. 25

Running Back | 6-1 | 202
Freshman
Belle Vernon, Pa./Belle Vernon
Major: Division of Undergraduate Studies

➤ 2024 ➤ TRUE FRESHMAN SEASON

Season: Has appeared in five games.

Kent State (9/21): Had seven rushes for 24 yards, including a long run of 10 yards. **UCLA (10/5):** Recorded one carry for one yard and three receptions for 18 yards.

MARTIN'S CAREER STATISTICS


	Att.-Yds.	Avg.	TD	LG	Rec.-Yds.	Avg.	TD	LG
2024	10-25	2.5	-	10	3-18	6.0	-	7
Career	10-25	2.5	-	10	3-18	6.0	-	7

MARTIN'S CAREER RETURN STATISTICS

	KR-Yds.	Avg.	TD	LG	PR-Yds.	Avg.	TD	LG
2024	1-27	27.0	-	-	-	-	-	-
Career	1-27	27.0	-	-	-	-	-	-

➤ MARTIN'S CAREER HIGHS

Rushing Attempts	7; Kent State, 9/21/24
Rushing Yards.....	24; Kent State, 9/21/24
Longest Rush.....	10; Kent State, 9/21/24
Receptions.....	3; UCLA, 10/5/24
Receiving Yards.....	18; UCLA, 10/5/24
Longest Reception	7; UCLA, 10/25/24
Kick Returns	1; UCLA, 10/5/24
Kick Return Yards.....	27; UCLA, 10/5/24
Long Kick Return	27; UCLA, 10/5/24
All-Purpose Yards.....	28; UCLA, 10/5/24



JORDAN MAYER 95

Defensive End | 6-4 | 242
Redshirt Freshman
Jefferson Hills, Pa./Thomas Jefferson/Wisconsin
Major: Division of Undergraduate Studies

➤ 2024 ➤ REDSHIRT FRESHMAN SEASON

Season: Has appeared in 12 games, primarily on special teams. Owns 1.5 sacks on the year.


Washington (11/9): Assisted on a sack in the fourth quarter. Maryland (11/30): Posted a solo sack.

MAYER'S CAREER STATISTICS

	UT-AT	TT	FF	FR	I	PBU	SACK	TFL
2024	1-1	2	-	-	-	-	1.5-8	1.5-8
Career	1-1	2	-	-	-	-	1.5-8	1.5-8

➤ MAYER'S CAREER HIGHS

Tackles.....	1; Twice; Last: Maryland, 11/30/24
Tackles for Loss	1.0; Maryland, 11/30/24
Sacks.....	1.0; Maryland, 11/30/24



CAM MILLER 5

Cornerback | 6-0 | 184
Junior
Fernandina Beach, Fla./Trinity Christian Academy
Major: Telecommunications

➤ CAREER NOTES & RECORDS

Game: 2023: Recorded two sacks against UMass (10/14), becoming Penn State's first defensive back to record multiple sacks in a game since Derek Bochna had two for the Nittany Lions at West Virginia in 1992.

➤ 2024 ➤ JUNIOR SEASON

Awards: Earned Academic All-Big Ten honors.

Season: Has appeared in 13 games, making four starts...Owns 22 tackles (13 solo), two tackles for loss, one sack and three pass breakups.

at West Virginia (8/31): Made three solo tackles. **Bowling Green (9/7):** Matched his career high in tackles with five (4 solo). **Kent State (9/21):** Assisted on a tackle and had a quarterback hurry. **Illinois (9/28):** Recorded a sack to go along with two tackles. **UCLA (10/5):** Recorded one tackle. **at Wisconsin (10/26):** Made a solo tackle. **Ohio State (11/2):** Notched three tackles, one solo, and added a pass breakup. **at Purdue (11/16):** Broke up a pass. **at Minnesota (11/23):** Recorded two tackles, including a solo tackle for loss. **vs. Oregon (12/7):** Made three tackles.

MILLER'S CAREER STATISTICS

	UT-AT	TT	FF	FR	I	PBU	SACK	TFL
2022	3-2	5	-	-	-	-	-	-
2023	19-5	24	-	-	1	3	3.0-22	4.0-23
2024	13-9	22	-	-	-	3	1.0-7	2.0-8
Career	35-16	51	-	-	1	6	4.0-29	6.0-31

➤ MILLER'S CAREER HIGHS

Tackles.....	5; Twice: Last Bowling Green, 9/7/24
Tackles for Loss	2.0; UMass, 10/14/23
Sacks.....	2.0; UMass, 10/14/23
Interceptions.....	1; at Illinois, 9/16/23
Pass Breakups	3; vs. Ole Miss, 12/30/23



TYRECE MILLS 14

Safety | 6-1 | 203
Redshirt Senior
Philadelphia, Pa./Northeast/Lackawanna College
Major: Telecommunications

➤ 2024 ➤ REDSHIRT SENIOR SEASON

Season: Has appeared in 12 games...Owns 17 tackles (8 solo).

Kent State (9/21): Assisted on a tackle. **Ohio State (11/2):** Tallied two tackles, including one solo. **Washington (11/9):** Recorded a solo tackle. **at Purdue (11/16):** Recorded two solo tackles. **at Minnesota (11/23):** Collected a career-high five tackles, including two solo. **Maryland (11/30):** Posted three tackles (1 solo).

MILLS' CAREER STATISTICS

	UT-AT	TT	FF	FR	I	PBU	SACK	TFL
2023	0-2	2	-	-	-	-	-	-
2024	8-7	15	-	-	-	-	-	-
Career	8-9	17	-	-	-	-	-	-

MILLS' CAREER HIGHS

Tackles.....5; at Minnesota, 11/23/24



JON MITCHELL12

Cornerback | 5-11 | 191
Freshman
Jacksonville, Fla./Mandarin
Major: Division of Undergraduate Studies

TRUE FRESHMAN SEASON


Season: Has appeared in four games.
Kent State (9/21): Made two tackles. at Purdue (11/16): Assisted on a tackle. Maryland (11/30): Assisted on two tackles.

MITCHELL'S CAREER STATISTICS

	UT-AT	TT	FF	FR	I	PBU	SACK	TFL
2024	0-5	5	-	-	-	-	-	-
Career	0-5	5	-	-	-	-	-	-

MITCHELL'S CAREER HIGHS

Tackles.....2; Twice; Last: Maryland, 11/30/24



JOSEPH MUOYI56

Defensive End | 6-5 | 260
Redshirt Freshman
Kinshasa, DR of the Congo/St. Thomas More (Conn.)
Major: Division of Undergraduate Studies

2024 REDSHIRT FRESHMAN SEASON

Season: Has appeared in two games.
Kent State (9/21): Made one tackle.

MUOYI'S CAREER STATISTICS

	UT-AT	TT	FF	FR	I	PBU	SACK	TFL
2024	0-1	1	-	-	-	-	-	-
Career	0-1	1	-	-	-	-	-	-

MUOYI'S CAREER HIGHS

Tackles.....1; Kent State, 9/7/24



DAKAARI NELSON8

Linebacker | 6-3 | 222
Redshirt Freshman
Livingston, Ala./Selma
Major: Division of Undergraduate Studies

2024 REDSHIRT FRESHMAN SEASON

Season: Has appeared in 12 games, making one start.
Illinois (9/28): Made his first career start...Assisted on a tackle. at USC (10/12): Made a solo tackle. at Purdue (11/16): Had two solo tackles.

NELSON'S CAREER STATISTICS

	UT-AT	TT	FF	FR	I	PBU	SACK	TFL
2023	-	-	-	-	-	-	-	-
2024	3-1	4	-	-	-	-	-	-
Career	3-1	4	-	-	-	-	-	-

NELSON'S CAREER HIGHS

Tackles.....2; at Purdue, 11/16/24




JB NELSON56

Offensive Line | 6-5 | 327
Redshirt Senior
Pittsburgh, Pa./Mount Lebanon/Lackawanna College
Major: Recreation, Park and Tourism Management

2024 REDSHIRT SENIOR SEASON

Season: Has appeared in 13 games.
at West Virginia (8/31): Penn State gained 457 yards on 60 plays (7.6 yards per play)...The Nittany Lions threw for 235 yards and rushed for 222 yards, while not allowing a sack...PSU tallied eight runs of 10+ yards. Bowling Green (9/7): Penn State had nine plays of 20+ yards (five passes, four rushes)... PSU collected 438 total yards, throwing for 204 yards and rushing for 234 yards... The Nittany Lions had two 100-yard rushers (Nicholas Singleton - 119; Kaytron Allen - 101). Kent State (9/21): Penn State had a school record 718 yards of offense...The Nittany Lions had a school record 40 first downs...Penn State's 409 passing yards are the fifth highest total in school history. Illinois (9/28): Helped pave way for the offense to gain 239 yards on the ground with three rushing touchdowns...Kaytron Allen rushed for 102 yards and a touchdown, while Nicholas Singleton added 94 yards and a score. UCLA (10/5): Penn State totaled four plays of 20+ yards on offense...The Nittany Lions scored on a 16-play, 82-yard drive, covering 8:36 in the second quarter, PSU's longest drive by time since a 9:04 drive against Indiana in 2019. at USC (10/12): Tight end Tyler Warren set a Penn State and Big Ten tight end record with 224 receiving yards (on 17 catches)...Warren's 17 receptions are a Penn State record and tied an FBS tight end record...Penn State had six pass plays of 20+ yards...The Nittany Lions tallied 518 total yards and threw for 400 yards. at Wisconsin (10/26): Penn State tallied 419 total yards, while Drew Allar and Beau Pribula each threw a touchdown pass. Ohio State (11/2): The Nittany Lions recorded four plays of 20+ yards, including three passing and one rushing. Washington (11/9): Penn State gained 486 total yards, including 266 rushing and four touchdowns on the ground...Corey Smith had a 78-yard rush in the fourth quarter, PSU's longest offensive play this season...PSU did not allow a tackle for loss in the game. at Purdue (11/16): Penn State had eight plays of 20+ yards (6 passing, 2 rushing)... The Nittany Lions tallied 539 total yards, threw for 305 yards and gained 234 yards on the ground, without allowing a sack. at Minnesota (11/23): The Nittany Lions threw for 244 yards and helped Allar and Singleton to score on rushing touchdowns. Maryland (11/30): Helped the Nittany Lions to gain 412 total yards, including 213 on the ground...PSU scored six touchdowns in the red zone and did not allow a sack.



GABRIEL NWOSU99

Punter | 6-6 | 285
Redshirt Junior
Derwood, Md./The Bullis School
Major: Supply Chain and Information Systems

2024 REDSHIRT JUNIOR SEASON

Awards: Earned Academic All-Big Ten honors.
Season: Has appeared in 13 games as Penn State's kickoff specialist.
at West Virginia (8/31): Averaged 62.5 yards on six kickoffs. Bowling Green (9/7): Had four touchbacks on seven kickoffs...Averaged 63.7 yards per kickoff. Kent State (9/21): Averaged 64.5 yards on eight kickoffs, including five touchbacks. Illinois (9/28): Hit all four of his kickoffs for touchbacks. UCLA (10/5): Landed touchbacks on four kickoffs and averaged 64.5 yards per kickoff. at USC (10/12): Averaged 63.9 yards on seven kickoffs with five touchbacks. at Wisconsin (10/26): Landed three touchbacks and averaged 63.6 yards per kickoff on five kicks. Ohio State (11/2): Averaged 66.2 yards on four kickoffs and landed three touchbacks. Washington (11/9): Landed four kickoffs for touchbacks and averaged 65.0 yards per kick. at Purdue (11/16): Had five touchbacks on eight kickoffs, averaging 62.2 yards per kickoff. at Minnesota (11/23): Landed four kickoffs for touchbacks on six kickoffs, averaging 62.3 yards per kick. Maryland (11/30): Had two touchbacks. vs. Oregon (12/7): Averaged 64.9 yards on kickoffs, with six out of seven landing for touchbacks.

NWOSU'S CAREER KICKOFF STATISTICS

	KO	Yds.	Avg.	TB	OB
2022	18	1,138	63.2	7	1
2023	76	4,840	63.7	50	2
2024	81	5,148	63.6	51	2
Career	175	11,126	63.6	108	5

NWOSU'S CAREER PUNTING STATISTICS

	Punts	Yards	Avg.	I-20	FC	50+	LG	BLK
2022	2	68	34.0	-	-	-	36	-
2023	-	-	-	-	-	-	-	-
Career	2	68	34.0	-	-	-	36	-

NWOSU'S CAREER HIGHS

Kickoffs.....10; at Maryland, 11/4/23
Kickoff Yards.....626; at Maryland, 11/4/23
Kickoff Average.....66.2; at Ohio State, 11/2/24
Touchbacks.....8; at Maryland, 11/4/23
Punts.....2; at Indiana, 11/5/22
Punt Yards.....68; at Indiana, 11/5/22
Punt Average.....34; at Indiana, 11/5/22
Longest Punt.....36; at Indiana, 11/5/22




CHIMDY ONOH

55

Offensive Line | 6-5 | 323
Redshirt Freshman
Baltimore, Md./Dundalk
Major: Division of Undergraduate Studies

2024 REDSHIRT FRESHMAN SEASON

Season: Has appeared in three games.



LAMONT PAYNE JR.

27

Safety | 6-0 | 196
Redshirt Freshman
Carnegie, Pa./Chartiers Valley
Major: Division of Undergraduate Studies

2024 REDSHIRT FRESHMAN SEASON

Season: Has appeared in one game.




JACKSON PRYTS

45

Linebacker | 6-3 | 206
Redshirt Sophomore
Hermitage, Pa./Hickory
Major: Economics

2024 REDSHIRT SOPHOMORE SEASON

Season: Has appeared in one game.



ANDREW RAPPLEYEA


87

Tight End | 6-4 | 250
Redshirt Freshman
Millbrook, N.Y./Milton Academy (Mass.)
Major: Division of Undergraduate Studies

2024 REDSHIRT FRESHMAN SEASON

Season: Has started one game.

at West Virginia (8/31): Made his first career start.



JAYLEN REED

1

Safety | 6-0 | 212
Senior
Detroit, Mich./Martin Luther King Jr.
Major: Recreation, Park and Tourism Management

2024 SENIOR SEASON

Awards: Postseason: Voted All-Big Ten second team by the coaches and media.

Season: Has made 13 starts at safety...Owns 79 tackles (43 solo), 4.5 tackles for loss, 1.5 sacks, a forced fumble, a fumble recovery, three interceptions (one touchdown return) and two pass breakups... Named the coaching staff's defensive player of the game three times (West Virginia, 8/31; USC, 10/12; Wisconsin, 10/26).

Rankings: Is tied for sixth in the Big Ten in interceptions.

at West Virginia (8/31): Tallied nine tackles (3 solo), including a tackle for loss...Broke up a career-high two passes...Recovered a fumble in the first quarter. Bowling Green (9/7): Posted a career-high 10 tackles (4 solo). Kent State (9/21): Posted three tackles and assisted on a tackle for loss. Illinois (9/28): Led the team with eight tackles (5 solo) to go along with an assisted sack. UCLA (10/5): Tallied three tackles, including a strip-sack in the third quarter...Recorded first career forced fumble. at USC (10/12): Intercepted a pass late in the fourth quarter and returned it 22 yards to halt a potential USC scoring drive...Finished the game with six tackles (5 solo). at Wisconsin (10/26): Picked off a pass in the third quarter and returned it 19 yards for a touchdown, his first career pick-six...Added five tackles (4 solo). Ohio State (11/2): Notched six tackles, four solo, and a half-tackle for loss. Washington (11/9): Tied for the team high with seven tackles...Recorded an interception in the second quarter. at Purdue (11/16): Made three tackles (2 solo). at Minnesota (11/23): Tallied a team-high 10 tackles, including four solo...Assisted on a tackle for loss. Maryland (11/30): Made five tackles (4 solo). vs. Oregon (12/7): Assisted on four tackles and broke up a pass.

REED'S CAREER STATISTICS

	UT-AT	TT	FF	FR	I	PBU	SACK	TFL
2021	4-2	6	-	-	-	-	-	-
2022	23-8	31	-	-	-	3	-	2.0-6
2023	32-14	46	-	-	2	1	1.0-7	4.0-14
2024	43-36	79	1	1	3	2	1.5-18	4-5-32
Career	102-60	162	1	1	5	6	2.5-25	10.5-52

REED'S CAREER HIGHS

Tackles.....10; Twice: Last at Minnesota, 11/23/24
Tackles for Loss1.0; Seven Times: Last at West Virginia, 8/31/24
Sacks.....1.0; Twice: Last UCLA, 10/5/24
Interceptions.....1; Five Times: Last Washington, 11/9/24
Pass Breakups2; at West Virginia, 8/31/24
Forced Fumbles.....1; UCLA, 10/5/24
Fumble Recoveries1; at West Virginia, 8/31/24



LUKE REYNOLDS 85

Tight End | 6-4 | 248
Freshman
Westford, Mass./Cheshire Academy (Conn.)
Major: Division of Undergraduate Studies

2024 FRESHMAN SEASON

Season: Has appeared in 13 games, making three starts...Named the coaching staff's special teams player of the game (Wisconsin, 10/26).

Bowling Green (9/7): Made first career start. **Kent State (9/21):** Made two catches for 27 yards. **Illinois (9/28):** Made an 8-yard reception. **at Purdue (11/16):** Hauled three receptions for 53 yards, including a 24-yard touchdown catch...Added a 21-yard grab. **at Minnesota (11/23):** Had a 32-yard rush to convert a fourth-and-1 on a fake punt in the fourth quarter.

REYNOLDS' CAREER STATISTICS

	Att.-Yds.	Avg.	TD	LG	Rec.-Yds.	Avg.	TD	LG
2024	1-32	32.0	-	32	6-88	14.7	1	24
Career	1-32	32.0	-	32	6-88	14.7	1	24

REYNOLDS' CAREER HIGHS

Receptions.....3; at Purdue, 11/16/24
Receiving Yards.....53; at Purdue, 11/16/24
Receiving Touchdowns.....1; at Purdue, 11/16/24
Longest Reception.....24 yards; at Purdue, 11/16/24
Rush Attempts.....1; at Minnesota, 11/23/24
Rushing Yards.....32; at Minnesota, 11/23/24
Longest Rush.....32 yards; at Minnesota, 11/23/24



TAMERE ROBINSON 24

Linebacker | 6-3 | 223
Redshirt Freshman
Pittsburgh, Pa./Brashear
Major: Division of Undergraduate Studies

2024 REDSHIRT SOPHOMORE SEASON

Season: Has appeared in 11 games...Owns 11 tackles, 1.5 tackles for loss and a half-sack.

at West Virginia (8/31): Totaled two solo stops on kickoff coverage. **Kent State (9/21):** Made three tackles (2 solo) and added a tackle for loss. **Illinois (9/28):** Made a solo stop. **UCLA (10/5):** Notched three solo tackles. **Washington (11/9):** Assisted on a sack in the fourth quarter. **at Purdue (11/16):** Recorded one tackle.

ROBINSON'S CAREER STATISTICS

	UT-AT	TT	FF	FR	I	PBU	SACK	TFL
2023	2-0	2	-	-	-	-	-	-
2024	9-2	11	-	-	-	-	0.5-3	1.5-4
Career	11-2	13	-	-	-	-	0.5-3	1.5-4

ROBINSON'S CAREER HIGHS

Tackles.....3; Twice: Last UCLA, 10/5/24
Tackles for Loss.....1.0; Kent State, 9/21/24
Sacks.....0.5; Washington, 11/9/24



TONY ROJAS 13

Linebacker | 6-2 | 236
Sophomore
Fairfax, Va./Fairfax
Major: Division of Undergraduate Studies

2024 SOPHOMORE SEASON

Awards: Postseason: Tabbed All-Big Ten honorable mention by the coaches.

Season: Has made 13 starts at linebacker...Owns 46 tackles (26 solo), five tackles for loss, one sack, two interceptions, and two pass breakups.

at West Virginia (8/31): Made his first career start at linebacker, collecting five tackles (two solo) and a career high-tying 1.5 tackles for loss. **Bowling Green (9/7):** Made a key interception in the fourth quarter to help the Nittany Lions secure the win...Finished with five tackles (2 solo), a pass breakup and a quarterback hurry. **Kent State (9/21):** Made two solo stops. **Illinois (9/28):** Made three solo tackles to go along with a tackle for loss. **UCLA (10/5):** Led team with a career-high eight tackles, including six in the first half...Had a solo tackle for loss in the first quarter. **at USC (10/12):** Posted four tackles (2 solo). **at Wisconsin (10/26):** Made three solo stops and broke up a pass. **Ohio State (11/2):** Recorded four tackles (2 solo) and assisted on a tackle for loss. **at Purdue (11/16):** Had two quarterback hurries. **at Minnesota (11/23):** Tallied six tackles, including four solo...Recorded first career sack in the first quarter. **Maryland (11/30):** Posted three tackles (1 solo) and an interception, his second of the season. **vs. Oregon (12/7):** Made three tackles.

ROJAS' CAREER STATISTICS

	UT-AT	TT	FF	FR	I	PBU	SACK	TFL
2023	8-14	22	1	-	1	-	-	3.5-6
2024	27-19	46	-	-	2	2	1.0-4	5.0-11
Career	35-33	68	1	-	3	2	1.0-4	8.5-17

ROJAS' CAREER HIGHS

Tackles.....8; UCLA, 10/5/24
Tackles for Loss.....1.5; Twice: Last: at West Virginia, 8/31/24
Sacks.....1.0; at Minnesota, 11/23/24
Interceptions.....1; Three Times: Last: Maryland, 11/30/24
Pass Breakups.....1; Twice: Last: at Wisconsin, 10/26/24
Forced Fumbles.....1; at Maryland, 11/4/23



NOLAN RUCCI 72

Offensive Line | 6-8 | 308
Redshirt Junior
Lititz, Pa./Warwick/Wisconsin
Major: Geography

2024 REDSHIRT JUNIOR SEASON

Awards: Earned Academic All-Big Ten honors.

Season: Has appeared in 13 games on the offensive line and special teams, making 13 starts.

at West Virginia (8/31): Penn State gained 457 yards on 60 plays (7.6 yards per play)...The Nittany Lions threw for 235 yards and rushed for 222 yards, while not allowing a sack...PSU tallied eight runs of 10+ yards. **Bowling Green (9/7):** Penn State had nine plays of 20+ yards (five passes, four rushes)... PSU collected 438 total yards, throwing for 204 yards and rushing for 234 yards... The Nittany Lions had two 100-yard rushers (Nicholas Singleton - 119; Kaytron Allen - 101). **Kent State (9/21):** Penn State had a school record 718 yards of offense...The Nittany Lions had a school record 40 first downs...Penn State's 409 passing yards are the fifth highest total in school history. **UCLA (10/5):** Penn State totaled four plays of 20+ yards on offense...The Nittany Lions scored on a 16-play, 82-yard drive, covering 8:36 in the second quarter, PSU's longest drive by time since a 9:04 drive against Indiana in 2019. **at Wisconsin (10/26):** Penn State tallied 419 total yards, while Drew Allar and Beau Pribula each threw a touchdown pass. **Ohio State (11/2):** The Nittany Lions recorded four plays of 20+ yards, including three passing and one rushing. **Washington (11/9):** Penn State gained 486 total yards, including 266 rushing and four touchdowns on the ground...Corey Smith had a 78-yard rush in the fourth quarter, PSU's longest offensive play this season...PSU did not allow a tackle for loss in the game. **at Purdue (11/16):** Penn State had eight plays of 20+ yards (6 passing, 2 rushing)... The Nittany Lions tallied 539 total yards, threw for 305 yards and gained 234 yards on the ground, without allowing a sack. **at Minnesota (11/23):** The Nittany Lions threw for 244 yards and helped Allar and Singleton to score on rushing touchdowns. **Maryland (11/30):** Helped the Nittany Lions to gain 412 total yards, including 213 on the ground...PSU scored six touchdowns in the red zone and did not allow a sack. **vs. Oregon (12/7):** Penn State tallied eight plays of 20+ yards, including three passing and five rushing...The Nittany Lions gained 518 total yards, while Oregon entered the game allowing 283.8 total yards per game, good for seventh in the FBS...The Nittany Lions rushed for 292 yards, averaging 8.3 yards per carry, while Oregon entered the game allowing 112.3 rushing yards per game, which was 22nd in FBS...Allen (124) and Singleton (105) both rushed for over 100 yards in the same game for the second time in their career.



DOMINIC RULLI 52

Offensive Line | 6-3 | 295
Redshirt Sophomore
Burlington, Ky./The Taft School (Conn.)
Major: Kinesiology

2024 REDSHIRT SOPHOMORE SEASON

Awards: Earned Academic All-Big Ten honors.

Season: Has appeared in 12 games, primarily on special teams...Named the coaching staff's special teams player of the game twice (Wisconsin - 10/26; Minnesota - 11/23).



SANDER SAHAYDAK 93

Kicker | 6-0 | 185
Redshirt Junior
Bethlehem, Pa./Liberty
Major: Telecommunications

2024 REDSHIRT JUNIOR SEASON

Season: Was Penn State's primary kicker in four games...Is 2-of-5 field goals and 17-of-17 on extra points...Named the coaching staff's special teams player of the game (Bowling Green, 9/7).

at West Virginia (8/31): Connected on all four of his PAT attempts. **Bowling Green (9/7):** Drilled a career-long 43-yard field goal in the second quarter, marking his first career field goal of 40-plus yards... Added a 28-yard field goal later in the quarter and was 4-4 on extra point attempts. **Kent State (9/21):** Converted all seven extra-point attempts. **Illinois (9/28):** Made a pair of extra points.

SAHAYDAK'S CAREER KICKING STATISTICS

	FGM-A	%	0-19	20-29	30-39	40-49	50+	LG	XP	PTS
2022	1-2	50.0	-	1-1	-	-	0-1	20	1-1	4
2023	0-2	0.0	-	-	0-2	-	-	-	7-7	7
2024	2-5	40.0	-	1-1	-	1-4	-	43	17-17	23
Career	3-9	33.3	-	2-2	0-2	1-4	0-1	43	25-25	34

SAHAYDAK'S CAREER KICKOFF STATISTICS

	KO	Yds.	Avg.	TB	OB
2022	15	934	62.3	4	1
2023	2	66	33.0	-	-
2024	-	-	-	-	-
Career	17	1,000	58.8	4	1

SAHAYDAK'S CAREER HIGHS

Points Scored.....10; Bowling Green, 9/7/24
PATs Made.....7; Kent State, 9/21/24
PATs Attempted.....7; Kent State, 9/21/24
Field Goals Made.....2; Bowling Green, 9/7/24
Field Goals Attempted.....2; Three Times: Last Illinois, 9/28/24
Longest Field Goal.....43 yards; Bowling Green, 9/7/24
Kickoffs.....4; Ohio, 9/10/22
Kickoff Yards.....240; Ohio, 9/10/22
Kickoff Average.....65.0; at Rutgers, 11/19/2



KADEN SAUNDERS 7

Wide Receiver | 5-10 | 182
Redshirt Sophomore
Columbus, Ohio/Westerville South
Major: Journalism

2024 REDSHIRT SOPHOMORE SEASON

Awards: Earned Academic All-Big Ten honors.

Season: Has appeared in four games as a punt returner.

Kent State (9/21): Had a 23-yard punt return in the fourth quarter.

SAUNDERS' CAREER STATISTICS

	Att.-Yds.	Avg.	TD	LG	Rec.-Yds.	Avg.	TD	LG
2022	-	-	-	-	2-21	10.5	-	13
2023	-	-	-	-	6-56	9.3	1	17
2024	-	-	-	-	-	-	-	-
Career	-	-	-	-	8-77	9.6	1	17

SAUNDERS' CAREER RETURN STATISTICS

	KR-Yds.	Avg.	TD	LG	PR-Yds.	Avg.	TD	LG
2023	-	-	-	-	14-86	6.1	-	37
2024	-	-	-	-	4-25	6.3	-	23
Career	-	-	-	-	18-111	6.2	-	37

SAUNDERS' CAREER HIGHS

Receptions.....2; Twice: Last at Ohio State, 10/21/23
Receiving Yards.....25; at Ohio State, 10/21/23
Receiving Touchdowns.....1; at Ohio State, 10/21/23
Long Reception.....17; at Ohio State, 10/21/23
Punt Returns.....5; Delaware, 9/9/23
Punt Return Yards.....43; UMass, 10/14/23
Long Punt Return.....37 yards; UMass, 10/14/23



JOEY SCHLAFER 18

Tight End | 6-5 | 240
Redshirt Freshman
Reading, Pa./Exeter Township
Major: Division of Undergraduate Studies

► 2024 ► REDSHIRT FRESHMAN SEASON

Season: Has appeared in two games.



DREW SHELTON 66

Offensive Line | 6-5 | 307
Junior
Downingtown, Pa./Downingtown West
Major: Recreation, Park and Tourism Management

► 2024 ► JUNIOR SEASON

Awards: Postseason: Selected All-Big Ten honorable mention by the coaches and media...Earned Academic All-Big Ten honors.

Season: Has started 13 games at left tackle.

at West Virginia (8/31): Penn State gained 457 yards on 60 plays (7.6 yards per play)...The Nittany Lions threw for 235 yards and rushed for 222 yards, while not allowing a sack...PSU tallied eight runs of 10+ yards. **Bowling Green (9/7):** Penn State had nine plays of 20+ yards (five passes, four rushes)...PSU collected 438 total yards, throwing for 204 yards and rushing for 234 yards...The Nittany Lions had two 100-yard rushers (Nicholas Singleton - 119; Kaytron Allen - 101). **Kent State (9/21):** Penn State had a school record 718 yards of offense...The Nittany Lions had a school record 40 first downs...Penn State's 409 passing yards are the fifth highest total in school history. **Illinois (9/28):** Helped pave way for the offense to gain 239 yards on the ground with three rushing touchdowns...Kaytron Allen rushed for 102 yards and a touchdown, while Nicholas Singleton added 94 yards and a score. **UCLA (10/5):** Penn State totaled four plays of 20+ yards on offense...The Nittany Lions scored on a 16-play, 82-yard drive, covering 8:36 in the second quarter, PSU's longest drive by time since a 9:04 drive against Indiana in 2019. **at USC (10/12):** Tight end Tyler Warren set a Penn State and Big Ten tight end record with 224 receiving yards (on 17 catches)...Warren's 17 receptions are a Penn State record and tied an FBS tight end record...Penn State had six pass plays of 20+ yards...The Nittany Lions tallied 518 total yards and threw for 400 yards. **at Wisconsin (10/26):** Penn State tallied 419 total yards, while Drew Allar and Beau Pribula each threw a touchdown pass. **Ohio State (11/2):** The Nittany Lions recorded four plays of 20+ yards, including three passing and one rushing. **Washington (11/9):** Penn State gained 486 total yards, including 266 rushing and four touchdowns on the ground...Corey Smith had a 78-yard rush in the fourth quarter, PSU's longest offensive play this season...PSU did not allow a tackle for loss in the game. **at Purdue (11/16):** Penn State had eight plays of 20+ yards (6 passing, 2 rushing)...The Nittany Lions tallied 539 total yards, threw for 305 yards and gained 234 yards on the ground, without allowing a sack. **at Minnesota (11/23):** The Nittany Lions threw for 244 yards and helped Allar and Singleton to score on rushing touchdowns. **Maryland (11/30):** Helped the Nittany Lions to gain 412 total yards, including 213 on the ground...PSU scored six touchdowns in the red zone and did not allow a sack. **vs. Oregon (12/7):** Penn State tallied eight plays of 20+ yards, including three passing and five rushing...The Nittany Lions gained 518 total yards, while Oregon entered the game allowing 283.8 total yards per game, good for seventh in the FBS...The Nittany Lions rushed for 292 yards, averaging 8.3 yards per carry, while Oregon entered the game allowing 112.3 rushing yards per game, which was 22nd in FBS...Allen (124) and Singleton (105) both rushed for over 100 yards in the same game for the second time in their career.



NICHOLAS SINGLETON 10

Running Back | 6-0 | 226
Junior
Shillington, Pa./Governor Mifflin
Major: Recreation, Park and Tourism Management

► CAREER NOTES & RECORDS

Career: Rankings: Has 2,651 career rushing yards, ranking 12th in Penn State history, 27 rushing touchdowns, good for 10th, 4,326 all-purpose yards, ranking sixth, and 36 total touchdowns, tied for fourth. **Notable:** Owns eight career 100-yard rushing games...Has six career games with multiple rushing touchdowns...Has 21 career 20+ yard runs, 13 30+ yards, 11 40+ yards, four 50+ yards, two 60+ yards, two 70+ yards and one 80+ yards.

Season: Records Set: Posted a Penn State freshman record 12 rushing touchdowns...Singleton (1,061) and Kaytron Allen (867) became the first true freshman teammates in Big Ten history each with 700 or more rushing yards in a single season. **2022:** Became the 16th all-time Nittany Lion to rush for 1,000 yards in a season...Joined Saquon Barkley (1,076; 2015) and D.J. Dozier (1,002; 1983) as the only PSU freshmen to reach 1,000 rushing yards in a season...With five multi-touchdown run games, became one of seven Penn State running backs to have at least five in a single season, joining Lydell Mitchell (8; 1971), Barkley (7; 2017), Curtis Enis (6; 1997), Ki-Jana Carter (6; 1994), Larry Johnson (5; 2002) and Richie Anderson (5; 1992)...Singleton and Allen became the only Penn State duo to each rush for 850-plus yards in a season and one of three 800-plus rushing yard duos: 2022 (Singleton, 1,061; Allen, 867), 2013 (Zach Zwinak, 989; Bill Belton, 803), 2005 (Tony Hunt, 1,047; Michael Robinson, 806).

Game: Records Set: Posted 179 rushing yards against Ohio (9/10), a Penn State record for a Beaver Stadium debut. **2022:** Tallied 70- and 44-yard touchdown runs and an additional 48-yard rush against Ohio, becoming the first Nittany Lion with multiple 40-plus yard touchdown runs in a game and three 40-plus yard runs in a game since Larry Johnson at Indiana on Nov. 16, 2002.

Bowl: 2022: Scored on an 87-yard run in the third quarter against Utah (1/2), the third-longest run in Rose Bowl Game history and the longest in the Rose Bowl Game since 2012...The run marked Penn State's second-longest rush in a bowl game, only trailing Saquon Barkley's 92-yard touchdown run in the 2017 Fiesta Bowl...Tallied two rushing touchdowns in the Rose Bowl Game, tied for second in a PSU bowl game, while his 120 rushing yards were 10th.

► 2024 ► JUNIOR SEASON

Awards: Postseason: Voted All-Big Ten honorable mention by the coaches and media as a running back and a return specialist. **Midseason:** Tabbed Midseason All-American by the Reese's Senior Bowl. **Preseason:** Named to the Doak Walker Award, Maxwell Award, Paul Hornung Award and Walter Camp Player of the Year Award watch lists.

Season: Has appeared in 12 games, making eight starts at running back...Has recorded 131 carries for 838 yards and seven touchdowns on the ground, adding 37 catches for 335 yards and five touchdowns...Ranks third in the FBS averaging 7.1 yards per carry on first down.

at West Virginia (8/31): Toted the ball 13 times for 114 yards and a touchdown...Added one catch for 13 yards...He posted two 40-yard runs against the Mountaineers, with one resulting in a touchdown...Also returned three kicks for 56 yards, including a 20-yard long return, for a total of 183 all-purpose yards. **Bowling Green (9/7):** Posted 119 yards rushing on 13 carries with one touchdown, while also adding a receiving touchdown...Rushing touchdown came on a 41-yard rush late in the fourth quarter...Had two rushes of 20+ yards...Hauled in a 14-yard touchdown catch in the third quarter. **Kent State (9/21):** Rushed for 81 yards on 11 carries, averaging 7.4 yards, while adding two receptions for 22 yards and a 17-yard score. **Illinois (9/28):** Rushed for 94 yards on 16 carries, averaging 5.9 yards per rush...Added two receptions for 25 yards, including 23 yards after the catch...Posted a 20-yard kick return to total 139 all-purpose yards...Scored on a 4-yard run on the third quarter. **at USC (10/12):** Rushed for 26 yards, while adding four receptions for 39 yards and a touchdown...Scored on a 14-yard reception in the fourth quarter...Added a 22-yard kick return in the second quarter. **at Wisconsin (10/26):** Tallied 119 all-purpose yards with 49 rushing, 37 receiving and 33 on kick returns...Rushed for 49 yards on 12 carries...Added three catches for 37 yards, including a 6-yard touchdown grab in the second quarter...Had a 27-yard catch in the first quarter. **Ohio State (11/2):** Tied a career high with six receptions...Totalled 135 all-purpose yards, including 15 rushing, 54 receiving and 66 on kick returns. **Washington (11/9):** Gained 45 yards on seven carries, while adding three catches for 14 yards and a 22-yard kick return. **at Purdue (11/16):** Rushed for 40 yards on seven carries, including a 10-yard touchdown rush...Added two catches for 20 yards. **at Minnesota (11/23):** Rushed for 63 yards on 13 carries...Had a 12-yard touchdown run in the third quarter...Added six receptions for 37 yards. **Maryland (11/30):** Totaled 87 yards and a pair of touchdowns on 13 carries...Added three receptions for 17 yards...Kickstarted Penn State's unanswered point stretch with a 66-yard kick return on the Nittany Lions' first scoring drive. **Oregon (12/7):** Recorded 105 rushing yards on 10 carries, including a 41-yard scamper in the first quarter...Added 43 receiving yards and a touchdown on four catches, including a 22-yard receiving score from Allar, also in the first quarter...His 148 all-purpose yards lead the team in the Big Ten Championship.

SINGLETON'S CAREER STATISTICS

	Att.-Yds.	Avg.	TD	LG	Rec.-Yds.	Avg.	TD	LG
2022	156-1,061	6.8	12	87	11-85	7.7	1	22
2023	171-752	4.4	8	24	26-308	11.8	2	53
2024	131-838	6.4	7	41	37-335	9.1	5	27
Career	458-2,651	5.8	27	87	74-728	9.8	8	53

SINGLETON'S CAREER RETURN STATISTICS

	KR-Yds.	Avg.	TD	LG	PR-Yds.	Avg.	TD	LG
2022	14-349	24.9	1	100	-	-	-	-
2023	13-313	24.1	-	51	-	-	-	-
2024	12-285	19.9	-	25	-	-	-	-
Career	39-947	24.3	1	100	-	-	-	-

SINGLETON'S CAREER HIGHS

Rushing Attempts 21; Twice: Last at Northwestern, 9/30/23
Rushing Yards 179; Ohio, 9/10/22
Rushing Touchdowns 3; Delaware, 9/9/23
Longest Rush 87 yards; vs. Utah, 1/2/23
Receptions 6; Three Times: Last at Minnesota, 11/23/24
Receiving Yards 86; vs. Ole Miss, 12/30/23
Receiving Touchdowns 1; Eight Times: Last vs. Oregon, 12/7/24
Longest Reception 53 yards; vs Michigan St., 11/24/23
Kick Returns 4; at Michigan, 10/15/22
Kick Return Yards 100; at Rutgers, 11/19/22
Kick Return Touchdowns 1; at Rutgers, 11/19/22
Long Kick Return 100 yards; at Rutgers, 11/19/22
All-Purpose Yards 219; Ohio, 9/10/22



COREY SMITH 24

Running Back | 5-10 | 189
Freshman
Milwaukee, Wis./Catholic Memorial
Major: Division Of Undergraduate Studies

2024 FRESHMAN SEASON

Season: Has played in three games...Has 18 carries for 146 yards.

Washington (11/9): Made his collegiate debut...Rushed for 95 yards on five carries, including a 78-yard rush in the fourth quarter...The 78-yard rush is PSU's longest offensive play this season. at Purdue (11/16): Gained 37 yards on eight carries with a long run of 13 yards. Maryland (11/30): Rushed five times for 14 yards with a long run of 12 yards...Recorded his first career reception.

SMITH'S CAREER STATISTICS

	Att.-Yds.	Avg.	TD	LG	Rec.-Yds.	Avg.	TD	LG
2024	18-146	8.1	-	78	1-(-2)	(-2.0)	-	(-2)
Career	18-146	8.1	-	78	1-(-2)	(-2.0)	-	(-2)

SMITH'S CAREER HIGHS

Rushing Attempts 8; at Purdue, 11/16/24
Rushing Yards 95; Washington, 11/9/24
Longest Rush 78 yards; Washington, 11/9/24
Receptions 1; Maryland, 11/30/24



BLAISE SOKACH-MINNICK 35

Long Snapper | 6-3 | 219
Redshirt Sophomore
West Pittston, Pa./Wyoming Area
Major: Kinesiology

2024 REDSHIRT SOPHOMORE SEASON

Season: Has appeared in one game.



ANTHONY SPECA 40

Linebacker | 6-1 | 230
Freshman
Bridgeville, Pa./Pittsburgh Central Catholic
Major: Division of Undergraduate Studies

2024 FRESHMAN SEASON

Season: Has appeared in five games...Owns eight tackles (3 solo).

Kent State (9/21): Led the team with five tackles (2 solo) and added a QB hurry. Maryland (11/30): Tallied three tackles (1 solo).

SPECA'S CAREER STATISTICS

	UT-AT	TT	FF	FR	I	PBU	SACK	TFL
2024	3-5	8	-	-	-	-	-	-
Career	3-5	8	-	-	-	-	-	-

SPECA'S CAREER HIGHS

Tackles 5; Kent State, 9/21/24



JAKE SPENCER 83

Wide Receiver | 5-10 | 220
Redshirt Senior
Gladwyne, Pa./Haverford School/Colgate
Major: Communications Arts and Sciences

2024 REDSHIRT SENIOR SEASON

Season: Has appeared in three games...Has one punt return this season.

SPENCER'S CAREER RETURN STATISTICS

	KR-Yds.	Avg.	TD	LG	PR-Yds.	Avg.	TD	LG
2024	-	-	-	-	1-2	2.0	-	2
Career	-	-	-	-	1-2	2.0	-	2

SPENCER'S CAREER HIGHS

Punt Returns 1; Kent State, 9/21/24
Punt Return Yards 2; Kent State, 9/21/24
Long Punt Return 2 yards; Kent State, 9/21/24



RILEY THOMPSON 95

Punter | 6-1 | 224
Junior
Melbourne, Australia/Haileybury/Deakin/Florida Atlantic
Major: Labor and Human Resources

CAREER NOTES & RECORDS

Career: Owns 57 career punts landing inside the 20-yard line and 18 inside the 10-yard line...Has just seven touchbacks in 148 career punts and 33 career kicks of 50+ yards...Currently holds a 44.45 punt average as a Nittany Lion, which ranks second all-time at Penn State.

Season: Finished with a punting average of 48.8 in 2023, good for second all-time in a single season at Penn State.

2024 JUNIOR SEASON

Awards: Weekly: Earned the Ray Guy Award Punter of the Week (Bowling Green - 9/7). **Preseason:** Named to the Ray Guy Award watch list.

Season: Has started 13 games as Penn State's punter...Owns 37 punts, averaging 42.8 yards per punt... Has dropped 14 punts inside the 20-yard line.

at West Virginia (8/31): Punted four times for 176 yards, a 44.0 yards-per-punt average...Recorded a 49-yard long punt as his longest of the afternoon...Landed one punt inside the 20-yard line. **Bowling Green (9/7):** Blasted a 56-yard punt in the first quarter and finished the day averaging 47.0 yards on four punts...Landed a punt at the Bowling Green 19 in the fourth quarter and then dropped another at the Bowling Green 15 later in the fourth. **Kent State (9/21):** Had two punts for 71 yards. **Illinois (9/28):** Dropped a 48-yard punt at the Illinois 10. **UCLA (10/5):** Had three punts for 111 yards. **at USC (10/12):** Landed two punts inside the 20, a 45-yarder to the USC 11 in the first quarter and a 40-yard punt to the USC 18 in the second quarter. **at Wisconsin (10/26):** Averaged 43.8 yards on five punts... Landed two punts inside the 20 and blasted a 51-yard punt that was fielded at the Wisconsin 9. **Ohio State (11/2):** Hit four punts, averaging 42.8 yards per punt...Blasted a 50-yard punt and landed one punt inside the 20. **at Purdue (11/16):** Averaged 42.5 yards on four punts...Landed two punts inside the 20 and one inside the 10. **at Minnesota (11/23):** Dropped one punt inside the 20. **Maryland (11/30):** Punted four times, averaging 42.6 yards-per-boot...Landed one punt inside the 20. vs. Oregon (12/7): Punted twice for 94 yards, averaging 47.0 yards on the two kicks...Had a 49-yard punt to the Oregon 9 in the third quarter.

THOMPSON'S CAREER PUNTING STATISTICS

	Punts	Yards	Avg.	I-20	FC	50+	LG	BLK
2022*	61	2,770	45.4	26	14	15	71	-
2023	50	2,290	45.8	17	22	15	56	-
2024	37	1,582	42.8	14	23	3	56	1
Career	148	6,642	44.9	57	59	33	71	1

THOMPSON'S CAREER HIGHS

Punt Attempts 9; Twice: Last at Ohio State, 10/21/23
Punt Yards 420; WKU, 11/26/22*
Punt Average 53.8; at FIU, 11/12/22*
Longest Punt 71 yards; UAB, 10/29/22*
* At Florida Atlantic (2022).



VABOUE TOURE 21

Safety | 6-1 | 212
Freshman
Pleasantville, N.J./Irvington
Major: Division of Undergraduate Studies

2024 FRESHMAN SEASON

Season: Has appeared in four games...Owns six tackles and one pass breakup.
UCLA (10/5): Tallied five tackles (2 solo). **Maryland (11/30):** Assisted on one tackle.

TOURE'S CAREER STATISTICS

	UT-AT	TT	FF	FR	I	PBU	SACK	TFL
2024	2-4	6	-	-	-	1	-	-
Career	2-4	6	-	-	-	1	-	-

TOURE'S CAREER HIGHS

Tackles 5; UCLA, 10/5/24
Pass Breakups 1; Kent State, 9/21/24



ZION TRACY 7

Cornerback | 5-11 | 181
Sophomore
Hempstead, N.Y./St. Thomas More (Conn.)
Major: Division of Undergraduate Studies

2024 SOPHOMORE SEASON

Season: Has appeared in 13 games, collecting 26 tackles (22 solo), one sack, two tackles for loss, one interception (returned for a touchdown) and a pass breakup...Has 13 punt returns for 75 yards...Named coaching staff's Special Teams Player of the Game twice (Washington - 11/9; Purdue - 11/16).

at West Virginia (8/31): Posted a solo stop. **Bowling Green (9/7):** Assisted on a tackle. **Kent State (9/21):** Recorded one tackle. **Illinois (9/28):** Tallied two tackles (1 solo). **UCLA (10/5):** Collected two tackles (1 solo). **at USC (10/12):** Broke up a pass and made a solo tackle. **at Wisconsin (10/26):** Notched three solo tackles. **Ohio State (11/2):** Picked off a pass on Ohio State's opening drive and returned it 31 yards for a touchdown...Added two punt returns for 21 yards, including a 14-yard return. **Washington (11/9):** Recorded five solo tackles...Had an 8-yard punt return. **at Purdue (11/16):** Tallied four tackles, including three solo...Had three punt returns for 21 yards, including a 13-yard return. **at Minnesota (11/23):** Collected a solo tackle. **Maryland (11/30):** Tallied two solo tackles, including the first sack of his career. **vs. Oregon (12/7):** Recorded three solo stops, including a tackle for loss in the first quarter.

TRACY'S CAREER STATISTICS

	UT-AT	TT	FF	FR	I	PBU	SACK	TFL
2023	10-3	13	-	-	-	-	-	-
2024	22-4	26	-	-	1	1	1.0-12	2.0-27
Career	32-7	39	-	-	1	1	1.0-12	1.0-27

TRACY'S CAREER RETURN STATISTICS

	KR-Yds.	Avg.	TD	LG	PR-Yds.	Avg.	TD	LG
2024	-	-	-	-	13-75	5.8	-	14
Career	-	-	-	-	13-75	5.8	-	14

TRACY'S CAREER HIGHS

Tackles 5; Washington, 11/9/24
Tackles for Loss 1.0; Twice: Last vs. Oregon, 12/7/24
Sacks 1.0; Maryland, 11/30/24
Interceptions 1; Ohio State, 11/2/24
Pass Breakups 1; at USC, 10/12/24
Punt Returns 3; Twice: Last at Purdue, 11/16/24
Punt Return Yards 21; Twice: Last at Purdue, 11/16/24
Long Punt Return 14; Ohio State, 11/2/24



AMIN VANOVER 15

Defensive End | 6-4 | 258
Senior
Newark, N.J./St. Joseph's
Major: Rehabilitation and Human Services

2024 SENIOR SEASON

Season: Has played in 13 games, making two starts...Has posted 12 tackles (3 solo) and 2.5 sacks.

at West Virginia (8/31): Tallied a pair of tackles in the season opener. **Kent State (9/21):** Assisted on a tackle. **UCLA (10/5):** Assisted on a sack in the third quarter. **Ohio State (11/2):** Posted four tackles, including one solo. **at Purdue (11/16):** Notched a solo sack in the fourth quarter. **Maryland (11/30):** Posted two tackles, including a half-sack...Added a quarterback hurry. vs. Oregon (12/7): Assisted on a sack.


70 2024 PENN STATE FOOTBALL

VANOVER'S CAREER STATISTICS

	UT-AT	TT	FF	FR	I	PBU	SACK	TFL
2020	3-0	3	-	-	-	-	-	-
2021	2-2	4	-	-	-	-	-	1.0-7
2022	9-7	16	-	-	-	3	1.0-12	4.5-19
2023	3-3	6	1	-	-	-	1.5-10	1.5-10
2024	3-9	12	-	-	-	1	2.5-17	2.5-17
Career	20-21	41	1	-	-	4	5.0-39	9.5-53

VANOVER'S CAREER HIGHS

Tackles.....4; Ohio State, 11/2/24
Tackles for Loss2.0; at Rutgers, 11/19/22
Sacks.....1.0; Three Times: Last at Purdue, 11/16/24
Forced Fumbles.....1; Iowa, 9/23/23
Pass Breakups.....1; Four Times: Last vs. Oregon, 12/7/24



SMITH VILBERT

92

Defensive End | 6-6 | 282
Redshirt Senior +
Monsey, N.Y./St. Joseph's (N.J.)
Major: Media Studies

CAREER NOTES & RECORDS

Game: Recorded three sacks in the Outback Bowl vs. Arkansas (1/1/22), the most sacks by a Penn State player in a single game since Shaka Toney had three against Purdue in 2019.

Bowl: Records Set: Tallied three sacks against Arkansas in the Outback Bowl (1/1/22), setting the Penn State bowl record...The three sacks tied an Outback Bowl record, equaling the mark set by David Pollack (Georgia, 2005), Kalimba Edwards (South Carolina, 2001), Srecko Zizakovic (Ohio State, 1990) and Craig Ogletree (Auburn, 1990). **2021:** Tallied three tackles for loss in the Outback Bowl against Arkansas (1/1/22), tied for the fifth-most in Penn State bowl history...Recorded 17 sack yards in the Outback Bowl, tied for the third-most in a bowl game at Penn State and tied for the sixth-most tackle for loss yards.

2024 REDSHIRT SENIOR [+] SEASON

Season: Has appeared in 13 games with 10 tackles (4 solo), 3.5 tackles for loss, 1.5 sacks, two forced fumbles and a fumble recovery.


at West Virginia (8/31): Recorded a strip sack in the fourth quarter, his first career forced fumble. **Kent State (9/21):** Assisted on one tackle. **Illinois (9/28):** Assisted on a sack...Made first career fumble recovery in fourth quarter, returning it 9 yards. **at USC (10/12):** Made two stops. **at Wisconsin (10/26):** Tallied two tackles, including a solo tackle for loss. **Washington (11/9):** Assisted on two tackles. **vs. Oregon (12/7):** Forced a fumble in the fourth quarter and was credited with a tackle for loss on the force.

VILBERT'S CAREER STATISTICS

	UT-AT	TT	FF	FR	I	PBU	SACK	TFL
2020	0-1	1	-	-	-	-	-	-
2021	6-1	7	-	-	-	-	3.0-17	4.0-18
2022	-	-	-	-	-	-	-	-
2023	-	-	-	-	-	-	-	-
2024	4-6	10	2	1	-	1	1.5-10	3.5-14
Career	10-8	18	2	1	-	1	4.5-27	7.5-32

VILBERT'S CAREER HIGHS

Tackles.....4; vs. Arkansas, 1/1/22
Tackles for Loss3.0; vs. Arkansas, 1/1/22
Sacks.....3.0; vs. Arkansas, 1/1/22
Pass Breakups.....1; Maryland, 11/30/24
Forced Fumbles.....1; Twice: Last vs. Oregon, 12/7/24
Fumbles Recovered.....1; Illinois, 9/28/24



CAM WALLACE

26

Running Back | 5-9 | 200
Redshirt Freshman
Mount Vernon, Ga./Montgomery County
Major: Division Of Undergraduate Studies

2024 REDSHIRT FRESHMAN SEASON

Season: Has played in three games...Has 18 carries for 63 yards and one touchdown.


at West Virginia (8/31): Gained 24 yards on nine carries with a long rush of 11 yards. **Kent State (9/21):** Rushed for 39 yards on nine carries, including a 1-yard score...Had a long rush of 13 yards.

WALLACE'S CAREER STATISTICS

	Att.-Yds.	Avg.	TD	LG	Rec.-Yds.	Avg.	TD	LG
2024	18-63	3.5	1	13	-	-	-	-
Career	18-63	3.5	1	13	-	-	-	-

WALLACE'S CAREER HIGHS

Rushing Attempts9; Twice: Last Kent State, 9/21/24
Rushing Yards.....39; Kent State, 9/21/24
Rushing Touchdowns1; Kent State, 9/21/24
Longest Rush.....13 yards; Kent State, 9/21/24



HARRISON WALLACE III

6

Wide Receiver | 6-1 | 198
Redshirt Junior
Montgomery, Ala./Pike Road
Major: Criminology

2024 REDSHIRT JUNIOR SEASON

Awards: Postseason: Selected All-Big Ten honorable mention by the media.

Season: Has started 12 games at wide receiver, hauling in 39 receptions for 638 yards and four touchdowns.

at West Virginia (8/31): Caught five passes for a career high 117 yards and a pair of touchdowns, including a 50-yard score early in the second quarter and an 18-yard touchdown at the end of the first half. **Kent State (9/21):** Made three grabs for 29 yards, including a 16-yard reception. **Illinois (9/28):** Caught three passes for 38 yards, including a 20-yard grab. **UCLA (10/5):** Made three catches for 46 yards, including a 25-yard reception. **at USC (10/12):** Made a 25-yard grab in the third quarter and finished the game with three catches for 53 yards. **at Wisconsin (10/26):** Had a team-high 67 yards on five catches, making grabs of 17 and 18 yards. **Ohio State (11/2):** Recorded catches of 21 and 24 yards. **Washington (11/9):** Posted five catches for 84 yards, including grabs of 20 and 28 yards. **at Purdue (11/16):** Had two catches for 54 yards...Hauled in a 46-yard touchdown in the third quarter...Went over 1,000 career receiving yards. **at Minnesota (11/23):** Hauled in four catches for 46 yards. **Oregon (12/7):** Caught four passes for 59 yards and a touchdown.

WALLACE'S CAREER STATISTICS

	Att.-Yds.	Avg.	TD	LG	Rec.-Yds.	Avg.	TD	LG
2022	-	-	-	-	19-273	14.4	1	48
2023	-	-	-	-	19-228	12.0	1	29
2024	-	-	-	-	39-638	16.4	4	50
Career	-	-	-	-	77-1,139	14.8	6	50

WALLACE'S CAREER HIGHS

Receptions.....7; West Virginia, 9/2/23
Receiving Yards.....117; at West Virginia, 8/31/24
Receiving Touchdowns2; at West Virginia, 8/31/24
Longest Reception50; at West Virginia, 8/31/24



TYLER WARREN 44

Tight End | 6-6 | 261
Senior
Mechanicsville, Va./Atlee
Major: Telecommunications

CAREER NOTES & RECORDS

Career: Records Set: Sits first among PSU tight ends with 23 total touchdowns (17 receiving, 6 rushing)...Holds PSU tight end records with 137 career receptions, 1,668 career receiving yards and 17 career receiving touchdowns...Ranks first among PSU tight ends with five career 100-yard receiving games. **NCAA Active Rankings:** Ranks tied for fourth among FBS tight ends in career touchdown receptions (17), fifth in receptions (130), fourth in receiving yards (1,668) and fourth in yards per reception (12.2). **Rankings:** Sits eighth all-time at Penn State in touchdown receptions (17), 11th with 137 receptions and 19th with 1,668 career receiving yards. **Notable:** Has appeared in 53 career games, making 28 starts...Owns 137 career receptions for 1,668 yards and 17 touchdowns, while adding six rushing touchdowns and one passing touchdown...Owns 23 career receptions of 20-plus yards and has five 100-yard games.

Season: 2024: Records Set: Holds PSU tight end season records with 88 receptions and 1,062 receiving yards and a Big Ten tight end season record with the 88 receptions and 1,062 receiving yards...Ranks third in a season at PSU with 88 receptions and fifth with 1,062 receiving yards. **Notable:** Since at least 1956, is only Big Ten tight end with 4+ rushing touchdowns in a season. **2023:** Posted seven receiving touchdowns, tied for third in a single season among Penn State tight ends.

Game: Records Set: Set a Penn State and Big Ten tight end record with 224 receiving yards at USC (10/12/24)...The 17 catches against the Trojans were a Penn State overall record, bettering DaeSean Hamilton's 14 receptions against Ohio State in 2014, and tied an FBS and Big Ten tight end record, set by New Mexico's Emilio Valle in 1967 and equaled by Northwestern's Joe Harvey in 1982...Posted 146 receiving yards against Bowling Green (9/7/24), setting a Penn State tight end record in a game at the time. **2024:** With the 17-catch, 224-yard performance at USC (10/12), joined Northwestern's Jon Harvey (208 yards vs. Michigan, 1982) as the only Big Ten tight ends to go over 200 receiving yards in a game...The 17 receptions are tied with Harvey for fourth-most in a game by a Big Ten player (17 vs. Michigan in 1982)...The 224 receiving yards are the second-most by a Penn State player, trailing only Jahan Dotson's 242 yards at Maryland in 2021. **2023:** Had 127 yards against Ole Miss (12/30), Penn State's first tight end with 100+ receiving yards in a game since Pat Freiermuth's 113 yards at Nebraska in 2020.

Bowl: 2023: In the Chick-fil-A Peach Bowl vs. Ole Miss (12/30), posted 127 yards receiving, a Penn State bowl record by a tight end, topping Andrew Quarless' 88 yards vs. LSU in the 2010 Capital One Bowl.

2024 SENIOR SEASON

Awards: Postseason: Won the John Mackey Award...Finished seventh in the Heisman Trophy voting...Earned first-team All-American honors from the FWAA and The Sporting News...Named a second-team All-American by the Walter Camp Football Foundation, the AFCA and Associated Press...Earned Kwalick-Clark Big Ten Tight End of the Year Award...Voted All-Big Ten first team by the coaches and media. **Midseason:** Named a finalist for the Mackey Award...Tabbed a finalist for the Paul Hornung Award...Named a semifinalist for the Walter Camp Player of the Year...Tabbed Midseason All-American by the Associated Press (1st team), CBS Sports (1st), Pro Football Focus (1st), The Athletic (1st) and the Reese's Senior Bowl...Added to the Biletnikoff Award watch list. **Weekly:** Named Big Ten Offensive Player of the Week (Purdue, 11/16)...Earned Associated Press National Player of the Week, Maxwell Football Club Player of the Week, Hornung Award Player of the Week and Big Ten Co-Offensive Player of the Week (USC, 10/12)...Earned the Mackey Award Tight End of the Week twice (Bowling Green, 9/7; USC, 10/12). **Preseason:** Named to the Mackey Award watch list.

Season: Has started 13 games at tight end, recording 88 receptions for 1,062 yards and six touchdowns, while adding 191 rushing yards, four rushing touchdowns and a passing touchdown...Currently has a 29-game reception streak and has at least one 14-yard catch in each of his last 19 games...Named the coaching staff's Offensive Player of the Game four times (Bowling Green - 9/7; USC - 10/12; Purdue - 11/16; Minnesota - 11/23; Maryland - 11/30).

at West Virginia (8/31): Made three catches for 30 yards, including a 19-yard touchdown reception. **Bowling Green (9/7):** Posted 146 yards on eight receptions...Hauled in catches of 22 and 30 yards in the second quarter...Added receptions of 29 and 23 yards in the third quarter. **Kent State (9/21):** Caught five passes for 50 yards and a touchdown...Added a 17-yard touchdown pass to Nicholas Singleton and a 16-yard rush...Became PSU's first non-QB with a passing and receiving touchdown in the same game since KeAndre Lambert-Smith against Michigan State in 2022. **Illinois (9/28):** Made four catches for 34 yards...Had two carries for 13 yards, including a 3-yard touchdown. **UCLA (10/5):** Hauled in three catches for 29 yards, including a 5-yard touchdown...Added a 5-yard rush...Scored his 17th career total touchdown to set a Penn State tight end record. **at USC (10/12):** Caught a career-high 17 passes for a career-high 224 yards and one touchdown...Had five receptions of 20+ yards and 136 yards after the catch...Broke his own record for receiving yards in a game by a tight end, topping 146 yards against Bowling Green...The touchdown came on a play early in the third quarter where he snapped the ball and then caught the ball for a 32-yard score. **at Wisconsin (10/26):** Tallied a team-high seven catches for 46 yards. **Ohio State (11/2):** Posted 94 all-purpose yards...Caught four passes for 47 yards, including

a 31-yard grab...Added three carries for 47 yards, including a career-long 33-yard rush. **Washington (11/9):** Caught eight passes for 75 yards, including 57 yards after the catch...Made a 21-yard grab in the second quarter...Scored on a pair of 2-yard rushes in the second quarter. **at Purdue (9/16):** Tallied eight receptions for 127 yards and a touchdown, while adding three rushes for 63 yards and a score...Hauled in a 15-yard touchdown grab in the first quarter...Scored on a career-long 48-yard run in the third quarter...Gained a first down on all three rushing attempts. **at Minnesota (11/23):** Caught eight passes for 102 yards...Had a 28-yard grab in the second quarter. **Maryland (11/30):** Hauled in six receptions for 68 yards, including a 7-yard touchdown...Added a 29-yard rush and a 9-yard completion. vs. Oregon (12/7): Posted seven receptions for 84 yards.

WARREN'S CAREER STATISTICS

	Att.-Yds.	Avg.	TD	LG	Rec.-Yds.	Avg.	TD	LG
2021	6-6	1.0	2	3	5-61	12.2	1	29
2022	-	-	-	-	10-123	12.3	3	38
2023	-	-	-	-	34-422	12.4	7	75
2024	23-191	8.3	4	48	88-1,062	12.1	6	38
Career	27-195	7.2	6	48	137-1,668	12.2	17	75

WARREN'S CAREER HIGHS

Receptions	17; at USC, 10/12/24
Receiving Yards	224; USC, 10/12/24
Receiving Touchdowns	2; Iowa, 9/23/23
Longest Reception	75 yards; vs. Ole Miss, 12/30/23
Rushing Attempts	3; Four Times: Last: Maryland, 11/30/24
Rushing Yards	63; at Purdue, 11/16/24
Rushing Touchdowns	2; Washington, 11/9/24
Longest Rush	48 yards; at Purdue, 11/16/24
Pass Completions	1; Three times: Last: Maryland, 11/30/24
Pass Attempts	2; Washington, 11/9/24
Passing Yards	17; Kent State, 9/21/24
Passing Touchdowns	1; Kent State, 9/21/24
Longest Pass	17; Kent State, 9/21/24



ELLIOT WASHINGTON II 9

Cornerback | 5-11 | 194
Sophomore
Venice, Fla./Venice
Major: Division of Undergraduate Studies

2024 SOPHOMORE SEASON

Season: Has played in 11 games, making one start...Owns 20 tackles, a half-tackle for loss, one interception and five pass breakups.

at West Virginia (8/31): Hauled in his first career interception...Made a solo tackle. **Bowling Green (9/7):** Broke up a pass. **Kent State (9/21):** Made his first career start. **Illinois (9/28):** Posted two tackles and added a pass breakup. **UCLA (10/5):** Assisted on one tackle. **at USC (10/12):** Posted two solo tackles and added a pass breakup. **at Wisconsin (10/26):** Made a career-high five stops, all solo, and broke up a pass. **Ohio State (11/2):** Recorded three tackles (one solo) and a half-tackle for loss...Added a pass breakup. **Washington (11/9):** Tallied five tackles, including three solo stops. **Oregon (12/7):** Made a solo stop.

WASHINGTON'S CAREER STATISTICS

	UT-AT	TT	FF	FR	I	PBU	SACK	TFL
2023	6-3	9	-	-	-	-	-	1.0-1
2024	14-6	20	-	-	1	5	-	0.5-1
Career	20-9	29	-	-	1	5	-	1.5-2

WASHINGTON'S CAREER HIGHS

Tackles	5; Twice: Last Washington, 11/9/24
Tackles for Loss	1; vs. Ole Miss, 12/30/23
Interceptions	1; at West Virginia, 8/31/24
Pass Breakups	1; Five Times: Last Ohio State, 11/2/24



ZAKEE WHEATLEY 6

Safety | 6-2 | 200
Redshirt Junior
Crofton, Md./Archbishop Spalding
Major: Telecommunications

► 2024 ► REDSHIRT JUNIOR SEASON

Awards: Postseason: Voted All-Big Ten honorable mention by the media.

Season: Has made 13 starts at safety...Owns 70 tackles (44 solo), 1.5 tackles for loss, an interception, a forced fumble, a fumble recovery, and three pass breakups.

at West Virginia (8/31): Made four tackles (3 solo)...Added a tackle for loss. **Bowling Green (9/7):** Picked off a pass in the fourth quarter...Recorded five tackles in the first half and finished the game with six stops...Added a pass breakup. **Kent State (9/21):** Notched one tackle and a pass breakup. **Illinois (9/28):** Made five stops (3 solo). **UCLA (10/5):** Recorded seven tackles, including five in the first half...Notched a solo tackle for loss in the first quarter. **at USC (10/12):** Made four tackles (3 solo). **at Wisconsin (10/26):** Posted a career-high 10 tackles, including eight solo...Had five stops in each half. **Ohio State (11/2):** Recorded nine tackles, including eight solo...Forced a fumble at the 2-yard line to prevent a touchdown in the second quarter. **Washington (11/9):** Made six tackles, including five solo. **at Purdue (11/16):** Registered two solo tackles. **at Minnesota (11/23):** Collected four tackles...Recovered a fumble in the fourth quarter, his first career recovery. **Maryland (11/30):** Assisted on two tackles. **Oregon (12/7):** Amassed nine total tackles (4 solo).

WHEATLEY'S CAREER STATISTICS

	UT-AT	TT	FF	FR	I	PBU	SACK	TFL
2021	1-1	2	-	-	-	-	-	-
2022	21-6	27	1	-	2	1	-	-
2023	14-10	24	-	-	-	-	-	0.5-1
2024	44-26	70	1	1	1	3	-	1.5-2
Career	80-43	123	2	1	3	4	-	2.0-3

► WHEATLEY'S CAREER HIGHS

Tackles..... 10; at Wisconsin, 10/26/24
Tackles for Loss 1; UCLA, 10/5/24
Forced Fumbles 1; Twice: Last Ohio State, 11/2/24
Fumble Recoveries 1; at Minnesota, 11/23/24
Interceptions..... 1; Three Times: Last Bowling Green, 9/24/22
Pass Breakups 1; Four Times: Last Ohio State, 11/2/24



J'VEN WILLIAMS 74

Offensive Line | 6-5 | 310
Redshirt Freshman
Reading, Pa./Wyomissing
Major: Division of Undergraduate Studies

► 2024 ► REDSHIRT FRESHMAN SEASON

Season: Has appeared in 13 games, primarily on special teams.

Kent State (9/21): Saw significant action on the offensive line...Penn State had a school record 718 yards of offense...The Nittany Lions had a school record 40 first downs...Penn State's 409 passing yards are the fifth highest total in school history. **at Purdue (11/16):** Penn State had eight plays of 20+ yards (6 passing, 2 rushing)... The Nittany Lions tallied 539 total yards, threw for 305 yards and gained 234 yards on the ground, without allowing a sack.



KEVIN WINSTON JR. 2

Safety | 6-2 | 208
Junior
Columbia, Md./DeMatha Catholic
Major: Media Studies

► 2024 ► JUNIOR SEASON

Awards: Weekly: Tabbed the Chuck Bednarik Award Defensive Player of the Week (West Virginia - 8/31)...Named the Big Ten Defensive Player of the Week (West Virginia - 8/31). **Preseason:** Named to the Chuck Bednarik Award watch list.

Season: Has started two games at safety, making 13 tackles (8 solo) to go along with a forced fumble... Voted a team captain.

at West Virginia (8/31): Tied his career high with 12 tackles (7 solo) to go along with a forced fumble. **Bowling Green (9/7):** Posted a solo tackle.

WINSTON'S CAREER STATISTICS

	UT-AT	TT	FF	FR	I	PBU	SACK	TFL
2022	11-5	16	-	-	-	-	-	1.0-3
2023	34-27	61	-	2	1	5	-	2.5-5
2024	8-5	13	1	-	-	-	-	-
Career	53-37	90	1	2	1	5	-	3.5-8

► WINSTON'S CAREER HIGHS

Tackles..... 12; Twice: Last at West Virginia, 8/31/24
Tackles for Loss 1.0; Three Times: Last vs Michigan St, 11/24/23
Forced Fumbles 1; at West Virginia, 8/31/24
Fumble Recoveries 1; Twice: Last Indiana, 10/28/23
Interceptions..... 1; Rutgers, 11/18/23
Pass Breakups 2; at Michigan State, 11/24/23



SAL WORMLEY 77

Offensive Line | 6-3 | 327
Redshirt Senior +
Newark, N.J./Smyrna (Del.)
Major: African American Studies

► 2024 ► REDSHIRT SENIOR (+) SEASON

Awards: Postseason: Voted All-Big Ten third team by the media and honorable mention by the coaches. **Preseason:** Named to the Outland Trophy watch list.

Season: Has started 13 games at right guard.

at West Virginia (8/31): Penn State gained 457 yards on 60 plays (7.6 yards per play)...The Nittany Lions threw for 235 yards and rushed for 222 yards, while not allowing a sack...PSU tallied eight runs of 10+ yards. **Bowling Green (9/7):** Penn State had nine plays of 20+ yards (five passes, four rushes)...PSU collected 438 total yards, throwing for 204 yards and rushing for 234 yards...The Nittany Lions had two 100-yard rushers (Nicholas Singleton - 119; Kaytron Allen - 101). **Kent State (9/21):** Penn State had a school record 718 yards of offense...The Nittany Lions had a school record 40 first downs...Penn State's 409 passing yards are the fifth highest total in school history. **Illinois (9/28):** Helped pave way for the offense to gain 239 yards on the ground with three rushing touchdowns...Kaytron Allen rushed for 102 yards and a touchdown, while Nicholas Singleton added 94 yards and a score. **UCLA (10/5):** Penn State totaled four plays of 20+ yards on offense...The Nittany Lions scored on a 16-play, 82-yard drive, covering 8:36 in the second quarter, PSU's longest drive by time since a 9:04 drive against Indiana in 2019. **at USC (10/12):** Tight end Tyler Warren set a Penn State and Big Ten tight end record with 224 receiving yards (on 17 catches)...Warren's 17 receptions are a Penn State record and tied an FBS tight end record...Penn State had six pass plays of 20+ yards...The Nittany Lions tallied 518 total yards and threw for 400 yards. **at Wisconsin (10/26):** Penn State tallied 419 total yards, while Drew Allar and Beau Pribula each threw a touchdown pass. **Ohio State (11/2):** The Nittany Lions recorded four plays of 20+ yards, including three passing and one rushing. **Washington (11/9):** Penn State gained 486 total yards, including 266 rushing and four touchdowns on the ground...Corey Smith had a 78-yard rush in the fourth quarter, PSU's longest offensive play this season...PSU did not allow a tackle for loss in the game. **at Purdue (11/16):** Penn State had eight plays of 20+ yards (6 passing, 2 rushing)...The Nittany Lions tallied 539 total yards, threw for 305 yards and gained 234 yards on the ground, without allowing a sack. **at Minnesota (11/23):** The Nittany Lions threw for 244 yards and helped Allar and Singleton to score on rushing touchdowns. **Maryland (11/30):** Helped the Nittany Lions to gain 412 total yards, including 213 on the ground...PSU scored six touchdowns in the red zone and did not allow a sack. **vs. Oregon (12/7):** Penn State tallied eight plays of 20+ yards, including three passing and five rushing...The Nittany Lions gained 518 total yards, while Oregon entered the game allowing 283.8 total yards per game, good for seventh in the FBS...The Nittany Lions rushed for 292 yards, averaging 8.3 yards per carry, while Oregon entered the game allowing 112.3 rushing yards per game, which was 22nd in FBS...Allen (124) and Singleton (105) both rushed for over 100 yards in the same game for the second time in their career.



KENNY WOSELEY JR. 17

Cornerback | 5-10 | 167
Freshman
Philadelphia, Pa./Imhotep Charter
Major: Division of Undergraduate Studies

► 2024 ► TRUE FRESHMAN SEASON

Season: Has appeared in four games.

at Purdue (11/16): Made first career tackle...Finished game with three solo stops. **Maryland (11/30):** Assisted on two tackles.

WOSELEY'S CAREER STATISTICS

	UT-AT	TT	FF	FR	I	PBU	SACK	TFL
2024	3-2	5	-	-	-	-	-	-
Career	3-2	5	-	-	-	-	-	-

► WOSELEY'S CAREER HIGHS

Tackles.....3; at Purdue, 11/16/24



WINSTON YATES 38

Linebacker | 6-2 | 223
Redshirt Freshman
Moorestown, N.J./Paul VI
Major: Division of Undergraduate Studies

► 2024 ► REDSHIRT FRESHMAN SEASON

Season: Has appeared in one game.

Team Results

Date	Opponent		Score	Att.
08/31/2024	at West Virginia	W	34-12	62084
09/07/2024	Bowling Green	W	34-27	103861
09/21/2024	Kent St.	W	56-0	109526
* 09/28/2024	Illinois	W	21-7	109911
* 10/05/2024	UCLA	W	27-11	110047
* 10/12/2024	at Southern California	Wot1	33-30	75250
* 10/26/2024	at Wisconsin	W	28-13	76403
* 11/02/2024	Ohio St.	L	13-20	111030
* 11/09/2024	Washington	W	35-6	110233
* 11/16/2024	at Purdue	W	49-10	58346
* 11/23/2024	at Minnesota	W	26-25	44266
* 11/30/2024	Maryland	W	44-7	104044
12/07/2024	vs Oregon	L	37-45	67469

Rushing

Player	gp	att	gain	loss	net	avg	td	lg	avg/g
Nicholas Singleton	12	131	846	8	838	6.4	7	41	69.8
Kaytron Allen	13	173	854	32	822	4.8	6	32	63.2
Drew Allar	13	72	363	84	279	3.9	6	22	21.5
Beau Pribula	13	38	260	18	242	6.4	4	49	18.6
Tyler Warren	13	23	191	0	191	8.3	4	48	14.7
Corey Smith	3	18	154	8	146	8.1	0	78	48.7
Cam Wallace	3	18	66	3	63	3.5	1	13	21.0
Luke Reynolds	13	1	32	0	32	32.0	0	32	2.5
Quinton Martin	5	10	29	4	25	2.5	0	10	5.0
Liam Clifford	13	1	12	0	12	12.0	0	12	0.9
Omari Evans	13	1	1	0	1	1.0	0	1	0.1
Tyseer Denmark	3	1	0	4	-4	-4.0	0	0	-1.3
Team	13	5	0	19	-19	-3.8	0	0	-1.5
Total	13	492	2808	180	2628	5.3	28	78	202.2
Opponents	13	416	1722	375	1347	3.2	7	75	103.6

Passing

Player	gp	effic	comp-att-int	pct	yds	td	lg	avg/g
Drew Allar	13	161.2	224-324-7	69.1	2894	21	59	222.6
Beau Pribula	13	181.7	26-35-1	74.3	275	5	24	21.2
Tyler Warren	13	184.8	3-5-0	60.0	35	1	17	2.7
Total	13	163.5	253-364-8	69.5	3204	27	59	246.5
Opponents	13	118.7	221-372-12	59.4	2320	15	53	178.5

Receiving

Player	gp	no.	yds	avg	td	lg	avg/g
Tyler Warren	13	88	1062	12.1	6	38	81.7
Harrison Wallace III	13	39	638	16.4	4	50	49.1
Nicholas Singleton	12	37	335	9.1	5	27	27.9
Omari Evans	13	19	360	18.9	4	59	27.7
Liam Clifford	13	17	279	16.4	1	57	21.5
Kaytron Allen	13	15	119	7.9	2	20	9.2
Julian Fleming	13	14	176	12.6	1	39	13.5
Khalil Dinkins	12	11	88	8.0	2	23	7.3
Luke Reynolds	13	6	88	14.7	1	24	6.8
Quinton Martin	5	3	18	6.0	0	7	3.6
Tyseer Denmark	3	2	28	14.0	1	15	9.3
Anthony Ivey	11	1	15	15.0	0	15	1.4
Corey Smith	3	1	-2	-2.0	0	0	-0.7
Total	13	253	3204	12.7	27	59	246.5
Opponents	13	221	2320	10.5	15	53	178.5

Game Records

Record	Overall	Home	Away	Neutral
ALL GAMES	11-2	6-1	5-0	0-1
CONFERENCE	8-1	4-1	4-0	0-0
NON-CONFERENCE	3-1	2-0	1-0	0-1

Team Statistics

	PSU	OPP
First Downs	308	214
Rushing	136	92
Passing	156	105
Penalty	16	17
Rushing Yardage	2628	1347
Rushing attempts	492	416
Average per rush	5.3	3.2
Average per game	202.2	103.6
TDs Rushing	28	7
Passing Yardage	3204	2320
Comp-Att-Int	253-364-8	221-372-12
Average per pass	8.8	6.2
Average per catch	12.7	10.5
Average per game	246.5	178.5
TDs Passing	27	15
Total offense	5832	3667
Average per play	6.8	4.7
Average per game	448.6	282.1
Kick returns: #-Yards	15-332	21-389
Punt returns: #-Yards	21-124	7-37
Int returns: #-Yards	12-184	8-117
Fumbles-Lost	11-4	12-5
Penalties-Yards	64-597	46-361
Punts-Avg	39-41.3	60-44.4
Time of possession / game	30:40	29:20
3rd-down conversion	75/157	59/171
4rd-down conversion	16/21	14/23
PAT-attempts	(53-54) 98%	(20-20) 100%
2-point conversion-attempts	(0-2) 0%	(1-2) 50%

Interceptions

Player	no.	yds	avg	td	lg
Jaylen Reed	3	50	16.7	1	22
Tony Rojas	2	0	0.0	0	0
Zakee Wheatley	1	0	0.0	0	0
Dominic DeLuca	1	29	29.0	0	29
Audavion Collins	1	0	0.0	0	0
AJ Harris	1	20	20.0	0	20
Zion Tracy	1	31	31.0	1	31
Elliot Washington II	1	0	0.0	0	0
Dejuan Lane	1	54	54.0	0	54
Total	12	184	15.3	2	54
Opponents	8	117	14.6	0	42

2024 RESULTS & STATISTICS

Field Goals

Player	fg	pct.	01-19	20-29	30-39	40-49	50-99	lg	blk
Ryan Barker	12-15	80.0	0-0	3-3	5-5	4-6	0-1	49	1
Sander Sahaydak	2-5	40.0	0-0	1-1	0-0	1-4	0-0	43	0
Opponents	19-23	82.6	0-0	4-4	8-8	6-10	1-1	50	0

Scoring

		PAT							
Player	td	fg	kick	rush	rcv	pass	dxp	saf	pts
Nicholas Singleton	12	-	-	-	-	-	-	-	72
Ryan Barker	-	12-15	36-37	-	-	-	-	-	72
Tyler Warren	10	-	-	-	-	-	-	-	60
Kaytron Allen	8	-	-	-	-	-	-	-	48
Drew Allar	6	-	-	-	-	-	-	-	36
Harrison Wallace III	4	-	-	-	-	-	-	-	24
Beau Pribula	4	-	-	-	-	-	-	-	24
Omari Evans	4	-	-	-	-	-	-	-	24
Sander Sahaydak	-	2-5	17-17	-	-	-	-	-	23
Khalil Dinkins	2	-	-	-	-	-	-	-	12
Julian Fleming	1	-	-	-	-	-	-	-	6
Jaylen Reed	1	-	-	-	-	-	-	-	6
Liam Clifford	1	-	-	-	-	-	-	-	6
Zion Tracy	1	-	-	-	-	-	-	-	6
Cam Wallace	1	-	-	-	-	-	-	-	6
Tyseer Denmark	1	-	-	-	-	-	-	-	6
Luke Reynolds	1	-	-	-	-	-	-	-	6
Total	57	14-20	53-54	0	0	0	0	0	437
Opponents	22	19-23	20-20	0	1	1	1	0	213

Score by Periods

Team	1st	2nd	3rd	4th	OT	TOT
Penn St.	68	164	97	105	3	437
Opponents	62	82	22	47	0	213

FG Sequence

Team Name	Penn St.	Opponents
Ohio St.	(29),(44)	(46),(39)
Minnesota	(45),(32)	(48),(42),(26)
Maryland	(49),53	
Illinois	40,40	45
Southern California	(34),(33),(20),(36)	(45),(47),(39),45
UCLA	(25),(40)	(25)
West Virginia	47	(38),(39)
Bowling Green	(43),(28)	(33),(42)
Washington	44	45,(24),(35)
Purdue		(22),49
Wisconsin		(50),(32)

Kickoffs

Player	no.	yds	avg	tb	ob	retn	net	ydln
Gabe Nwosu	74	4694	63.4	45	2			
Ryan Barker	1	61	61.0	0	0			
Total	75	4755	63.4	45	2	20	40.4	24
Opponents	44	2747	62.4	27	1	16	39.1	25

Punting

Player	no.	yds	avg	lg	tb	fc	i20	50+	blk
Riley Thompson	37	1582	42.8	56	2	23	14	3	0
Tyler Warren	1	16	16.0	16	0	0	0	0	0
Team	1	14	14.0	0	0	0	0	0	1
Total	39	1612	41.3	56	2	23	14	3	1
Opponents	60	2664	44.4	63	1	22	23	12	0

Punt Returns

Player	no.	yds	avg	td	lg
Zion Tracy	13	75	5.8	0	14
Kaden Saunders	4	25	6.3	0	23
Tyseer Denmark	2	16	8.0	0	16
Liam Clifford	1	6	6.0	0	6
Jake Spencer	1	2	2.0	0	2
Total	21	124	5.9	0	23
Opponents	7	37	5.3	0	15

Kick Returns

Player	no.	yds	avg	td	lg
Nicholas Singleton	12	285	23.8	0	66
Omari Evans	1	15	15.0	0	15
Andrew Rappleyea	1	5	5.0	0	5
Quinton Martin	1	27	27.0	0	27
Total	15	332	22.1	0	66
Opponents	21	389	18.5	0	35

All Purpose

Player	g	rush	rcv	pr	kr	ir	total	avg/g
Nicholas Singleton	12	838	335	0	285	0	1458	121.5
Tyler Warren	13	191	1062	0	0	0	1253	96.4
Kaytron Allen	13	822	119	0	0	0	941	72.4
Harrison Wallace III	13	0	638	0	0	0	638	49.1
Omari Evans	13	1	360	0	15	0	376	28.9
Liam Clifford	13	12	279	6	0	0	297	22.8
Drew Allar	13	279	0	0	0	0	279	21.5
Beau Pribula	13	242	0	0	0	0	242	18.6
Julian Fleming	13	0	176	0	0	0	176	13.5
Corey Smith	3	146	-2	0	0	0	144	48.0
Luke Reynolds	13	32	88	0	0	0	120	9.2
Zion Tracy	13	0	0	75	0	31	106	8.2
Khalil Dinkins	12	0	88	0	0	0	88	7.3
Quinton Martin	5	25	18	0	27	0	70	14.0
Cam Wallace	3	63	0	0	0	0	63	21.0
Dejuan Lane	13	0	0	0	0	54	54	4.2
Jaylen Reed	13	0	0	0	0	50	50	3.8
Tyseer Denmark	3	-4	28	16	0	0	40	13.3
Dominic DeLuca	12	0	0	0	0	29	29	2.4
Kaden Saunders	4	0	0	25	0	0	25	6.3
AJ Harris	13	0	0	0	0	20	20	1.5
Anthony Ivey	11	0	15	0	0	0	15	1.4
Andrew Rappleyea	1	0	0	0	5	0	5	5.0
Jake Spencer	3	0	0	2	0	0	2	0.7
Total	13	2628	3204	124	332	184	6472	497.8
Opponents	13	1347	2320	37	389	117	4210	323.8

Total Offense

Player	g	plays	rush	pass	total	avg/g
Drew Allar	13	396	279	2894	3173	244.1
Nicholas Singleton	12	131	838	0	838	69.8
Kaytron Allen	13	173	822	0	822	63.2
Beau Pribula	13	73	242	275	517	39.8
Tyler Warren	13	28	191	35	226	17.4
Corey Smith	3	18	146	0	146	48.7
Cam Wallace	3	18	63	0	63	21.0
Luke Reynolds	13	1	32	0	32	2.5
Quinton Martin	5	10	25	0	25	5.0
Liam Clifford	13	1	12	0	12	0.9
Omari Evans	13	1	1	0	1	0.1
Tyseer Denmark	3	1	-4	0	-4	-1.3
Total	13	856	2628	3204	5832	448.6
Opponents	13	788	1347	2320	3667	282.1

Team Defense

			Tackles				Sacks	Pass defense			Fumbles		blkd	
##	Player	gp	ua	a	tot	tfl/yds	no-yds	int-yds	brup	qbh	fr-yds	ff	kick	saf
1	Jaylen Reed	13	43	36	79	4.5-32	1.5-18	3-50	3	1	1-0	1	.	.
41	Kobe King	13	39	33	72	8.5-22	3-11	.	1	1
6	Zakee Wheatley	13	44	26	70	1.5-2	.	1-0	3	.	1-0	1	.	.
11	Abdul Carter	13	37	23	60	19.5-96	10-63	.	3	7	.	2	.	.
13	Tony Rojas	13	27	19	46	5-11	1-4	2-0	2	3
4	AJ Harris	13	25	14	39	4-8	.	1-20	4
28	Zane Durant	13	17	18	35	9-41	3-27	.	1	2
0	Dominic DeLuca	12	15	13	28	2.5-2	.	1-29	1	1
91	Dvon J-Thomas	13	10	17	27	3-8	0.5-1	.	.	1
33	Dani Dennis-Sutton	13	16	10	26	7-29	4-24	.	3	8	1-1	1	.	.
7	Zion Tracy	13	22	4	26	2-17	1-12	1-31	1
3	Jalen Kimber	13	17	8	25	.	.	.	3
5	Cam Miller	13	13	9	22	2-8	1-7	.	3	2
9	Elliot Washington II	11	14	6	20	0.5-0	.	1-0	5
43	Tyler Elsdon	13	7	11	18	.	.	.	2
29	Audavion Collins	13	14	4	18	1-11	1-11	1-0	1
99	Coziah Izzard	12	8	9	17	4-8	1-3
50	Alonzo Ford Jr.	11	7	9	16	3.5-4
14	Tyrece Mills	12	8	7	15
2	Kevin Winston	3	8	5	13	1	.	.
15	Amin Vanover	13	3	9	12	2.5-17	2.5-17	.	1	3
10	Dejuan Lane	13	6	6	12	.	.	1-54	2
24	Ta'Mere Robinson	11	9	2	11	1.5-4	0.5-3
92	Smith Vilbert	13	4	6	10	3.5-14	1.5-10	.	1	.	1-9	2	.	.
40	Anthony Specca	5	3	5	8	1
21	Vaboue Toure	4	2	4	6	.	.	.	1
31	Kolin Dinkins	12	4	1	5
12	Jon Mitchell	3	.	5	5
17	Kenny Woseley	4	3	2	5
58	Kaleb Artis	11	2	2	4	1-2
8	DaKaari Nelson	12	3	1	4
23	Antoine Belgrave-Shorter	4	2	2	4
51	Hakeem Beamon	8	1	2	3	1.5-5
2	Liam Clifford	13	3	.	3
39	Ty Blanding	5	2	1	3	1-1
95	Jordan Mayer	12	1	1	2	1.5-8	1.5-8
44	Jaylen Harvey	3	2	.	2	1-1
48	Tyler Duzansky	13	1	.	1
6	Harrison Wallace III	13	1	.	1
34	Tyler Holzworth	9	.	1	1
49	Ben Chizmar	1	.	1	1
13	Kaytron Allen	13	1	.	1
71	Olaivavega Ioane	13	1	.	1
56	Joseph Mupoyi	2	.	1	1
82	Ethan Black	2	.	1	1
18	Max Granville	2	1	.	1	.	.	.	1	1
54	Xavier Gilliam	3	1	.	1
94	Ryan Barker	11
	Totals	13	447	334	781	91-351	33-219	12-184	42	31	5-10	8	0	0
	Opponents	13	476	428	904	47-158	12-86	8-117	22	14	4-0	3	3	0

SCORING SUMMARY

Plays	Yds	Time	Result	Qtr.	Scoring Play
WEST VIRGINIA (5)					
4	84	1:42	TD	2	Wallace III 50-yd pass from Allar (Pass failed)
10	71	3:45	TD	2	Allen 20-yd pass from Allar (Sahaydak kick)
3	73	0:26	TD	2	Wallace III 18-yd pass from Allar (Sahaydak kick)
9	78	4:39	TD	3	Singleton 40-yd run (Sahaydak kick)
6	70	3:46	TD	4	Warren 19-yd pass from Pribula (Sahaydak kick)
BOWLING GREEN (6)					
6	75	2:25	TD	1	Allar 6-yd run (Sahaydak kick)
3	75	1:00	TD	2	Evans 29-yd pass from Allar (Sahaydak kick)
6	19	3:01	FG	2	43 yd field goal Sahaydak
10	64	3:22	FG	2	28 yd field goal Sahaydak
8	85	4:07	TD	3	Singleton 14 yd pass from Allar (Sahaydak kick)
1	41	0:07	TD	4	Singleton 41-yd run (Sahaydak kick)
KENT STATE (8)					
9	89	4:41	TD	1	Warren 16-yd pass from Allar (Sahaydak kick)
7	90	2:36	TD	2	Singleton 17-yd pass from Warren (Sahaydak kick)
6	79	1:32	TD	2	Clifford 14-yd pass from Allar (Sahaydak kick)
7	75	0:44	TD	2	Allar 5-yd run (Sahaydak kick)
4	75	1:47	TD	3	Evans 59-yd pass from Allar (Sahaydak kick)
9	91	4:50	TD	3	Dinkins 13-yd pass from Pribula (Sahaydak kick)
8	67	3:55	TD	4	Wallace 1-yd run (Sahaydak kick)
13	83	6:11	TD	4	Pribula 1-yd run (Barker kick)
ILLINOIS (3)					
8	75	4:02	TD	1	Warren 3-yd run (Sahaydak kick)
12	74	6:16	TD	3	Singleton 4-yd run (Sahaydak kick)
8	41	3:55	TD	4	Allen 5-yd run (Barker kick)
UCLA (5)					
16	82	8:36	TD	2	Allar 1-yd run (Barker kick)
8	75	2:31	TD	2	Warren 5-yd pass from Allar (Barker kick)
7	39	4:02	FG	3	25-yd field goal Barker
5	58	2:26	TD	3	Allen 1-yd run (Barker kick)
7	65	3:00	FG	4	40-yd field goal Barker
USC (7)					
14	72	7:57	FG	1	34-yd field goal Barker
10	64	3:12	FG	2	33-yd field goal Barker
5	75	2:08	TD	3	Warren 32-yd pass from Allar (Barker kick)
8	90	4:34	TD	3	Allen 1-yd run (Barker kick)
9	72	4:38	FG	4	20-yd field goal Barker
12	75	3:03	TD	4	Singleton 14-yd pass from Allar (Barker kick)
4	6	--	FG	OT	36-yd field goal Barker
WISCONSIN (4)					
9	90	3:01	TD	2	Singleton 6-yd pass from Allar (Barker kick)
-	-	-	TD	3	Reed 19-yd interception return (Barker kick)
13	81	7:35	TD	4	Dinkins 1-yd pass from Pribula (Barker kick)
9	76	5:15	TD	4	Allen 24-yd run (Barker kick)
OHIO STATE (3)					
14	61	8:00	FG	1	29-yd field goal Barker
-	31	-	TD	1	Tracy 31-yd interception return (Barker kick)
9	49	5:32	FG	3	44-yd field goal Barker

Plays	Yds	Time	Result	Qtr.	Scoring Play
WASHINGTON (5)					
9	72	4:00	TD	1	Pribula 8-yd run (Barker kick)
14	80	6:28	TD	2	Warren 2-yd run (Barker kick)
8	58	4:08	TD	2	Warren 2-yd run (Barker kick)
9	68	1:30	TD	2	Fleming 8-yd pass from Allar (Barker kick)
16	70	8:39	TD	4	Allen 1-yd run (Barker kick)
PURDUE (7)					
9	75	4:52	TD	1	Allen 2-yd pass from Allar (Barker kick)
10	93	5:34	TD	1	Warren 15-yd pass from Allar (Barker kick)
6	65	2:43	TD	2	Singleton 10-yd run (Barker kick)
3	57	1:24	TD	3	Warren 48-yd run (Barker kick)
6	77	2:42	TD	3	Wallace III 46-yd pass from Allar (Barker kick)
5	59	2:26	TD	3	Pribula 49-yd run (Barker kick)
7	52	3:00	TD	4	Reynolds 24-yd pass from Pribula (Barker kick)
MINNESOTA (5)					
5	75	2:08	TD	2	Evans 45-yd pass from Allar (Barker kick)
4	-5	1:20	FG	2	45-yd field goal Barker
6	75	0:44	TD	2	Allar 4-yd run
5	57	1:58	TD	3	Singleton 12-yd run (Barker kick)
7	26	3:02	FG	4	32-yd field goal Barker
MARYLAND (6)					
4	0	1:50	FG	1	49-yd field goal Barker
13	60	5:32	TD	2	Singleton 2-yd run (Barker kick)
3	30	0:35	TD	2	Allar 1-yd run (Barker kick)
5	60	2:13	TD	2	Pribula 1-yd run (Barker kick)
6	46	2:27	TD	2	Warren 7-yd pass from Allar (Barker kick)
4	13	1:04	TD	4	Denmark 15-yd pass from Pribula
OREGON (6)					
8	59	3:10	TD	1	33-yd field goal Barker
7	75	1:57	TD	1	22-yd pass Singleton from Allar (Barker kick)
8	75	3:16	TD	2	22-yd pass Evans from Allar (Barker kick)
10	64	4:03	TD	2	7-yd run Allar (Barker kick)
6	97	2:23	TD	3	1-yd run Allen
13	75	3:41	TD	4	14-yd pass Wallace III from Allar (Barker kick)

RED ZONE RECAP

PENN STATE			
Opponent	Scores/Chances	Result	Pct.
at West Virginia	3/3	3 TD	100%
Bowling Green	3/4	2 TD, 1 FG, 1 INT	75%
Kent State	7/7	7 TD	100%
Illinois	3/4	3 TD, 1 FG MISS	75%
UCLA	4/4	3 TD, 1 FG	100%
at USC	5/5	2 TD, 3 FG	100%
at Wisconsin	2/2	2 TD	100%
Ohio State	1/3	1 FG, 1 INT, 1 TO on DOWNS	33%
Washington	5/6	5 TD, 1 HALF	83%
at Purdue	3/3	3 TD	100%
at Minnesota	4/5	2 TD, 2 FG, 1 HALF	80%
Maryland	6/7	6 TD, 1 TO on DOWNS	86%
vs. Oregon	4/4	3 TD, 1 FG	100%
TOTAL	50/55	41 TD, 9 FG, 1 FG MISS, 2 INT, 2 TO on DOWNS, 2 HALF	91%

OPPONENT			
Opponent	Scores/Chances	Result	Pct.
at West Virginia	3/4	1 TD, 2 FG, 1 TO on Downs	75%
Bowling Green	3/3	2 TD, 1 FG	100%
Kent State	0/0	-	-
Illinois	1/2	1 TD, 1 FG MISS	50%
UCLA	2/3	1 TD, 1 FG, 1 TO on DOWNS	66.7%
at USC	2/2	2 TD	100%
at Wisconsin	2/3	1 TD, 1 FG, 1 TO on DOWNS	66.7%
Ohio State	0/1	1 FUM	0%
Washington	2/3	2 FG, 1 TO on DOWNS	66.7%
at Purdue	2/2	1 TD, 1 FG	100%
at Minnesota	2/2	1 TD, 1 FG	100%
Maryland	0/0	-	-
vs. Oregon	5/5	4 TD, 1 FG	100%
TOTAL	24/29	14 TD, 10 FG, 1 FG MISS, 4 TO on DOWNS, 1 FUM	83%

		Rushing				Receiving				Passing				Kick Returns				Punt Returns				tot		
Date	Opponent	no.	yds	td	lg	no.	yds	td	lg	cmp	att	int	yds	td	lg	no.	yds	td	lg	no.	yds	td	lg	off
08/31/2024	at West Virginia	42	222	1	40	12	235	4	55	12	18	0	235	4	55	4	61	0	20	0	0	0	0	457
09/07/2024	Bowling Green	37	234	2	41	13	204	2	30	13	20	1	204	2	30	0	0	0	0	1	-7	0	0	438
09/21/2024	Kent St.	50	309	3	18	24	409	5	59	24	31	1	409	5	59	0	0	0	0	4	34	0	23	718
09/28/2024	Illinois	44	239	3	14	15	135	0	20	15	21	0	135	0	20	1	20	0	20	0	0	0	0	374
10/05/2024	UCLA	30	85	2	11	17	237	1	57	17	24	0	237	1	57	1	27	0	27	3	11	0	9	322
10/12/2024	at Southern California	31	118	1	19	31	400	2	34	31	44	3	400	2	34	1	22	0	22	1	1	0	1	518
10/26/2024	at Wisconsin	35	173	1	24	25	246	2	27	25	31	0	246	2	27	2	33	0	18	2	2	0	2	419
11/02/2024	Ohio St.	32	120	0	33	13	150	0	31	13	21	1	150	0	31	3	66	0	25	2	21	0	14	270
11/09/2024	Washington	40	266	4	78	20	220	1	28	20	30	0	220	1	28	2	37	0	22	1	8	0	8	486
11/16/2024	at Purdue	34	234	3	49	22	305	4	46	22	27	0	305	4	46	0	0	0	0	4	37	0	16	539
11/23/2024	at Minnesota	33	117	2	32	21	244	1	45	21	28	0	244	1	45	0	0	0	0	1	6	0	6	361
11/30/2024	Maryland	49	219	4	29	20	193	2	24	20	30	0	193	2	24	1	66	0	66	2	11	0	11	412
12/07/2024	vs Oregon	35	292	2	41	20	226	3	28	20	39	2	226	3	28	0	0	0	0	0	0	0	0	518
Penn St.		492	2628	28	78	253	3204	27	59	253	364	8	3204	27	59	15	332	0	66	21	124	0	23	5832
Opponents		416	1347	7	75	221	2320	15	53	221	372	12	2320	15	53	21	389	0	35	7	37	0	15	3667

Penn St. Averages

Games	Avg/ rush	Avg/ catch	Pass effc	KR avg	PR avg	All purpose avg/game	Total offense avg/game
13	5.3	12.7	163.5	22.1	5.9	497.8	448.6

		Tackles				Sacks	Fumble		Pass Defense			blkd	PAT attempts			off		
Date	Opponent	ua	a	total	tfl-yds	no-yds	ff	fr-yds	int-yds	qbh	brup	kick	kick	rush	rcv	saf	t/o	pts
08/31/2024	at West Virginia	35	34	69	6.0-33	2-15	2	2-1	1-0	0	5	0	4-4	0	0	0	0	34
09/07/2024	Bowling Green	31	32	63	3.0-7	0-0	0	0-0	2-0	3	5	0	4-4	0	0	0	7	34
09/21/2024	Kent St.	19	24	43	6.0-9	2-4	1	0-0	0-0	4	5	0	8-8	0	0	0	0	56
09/28/2024	Illinois	37	18	55	13.0-63	7-43	1	1-9	1-20	3	3	0	3-3	0	0	0	7	21
10/05/2024	UCLA	30	40	70	7.0-44	2-30	1	0-0	0-0	4	3	0	3-3	0	0	0	0	27
10/12/2024	at Southern California	36	16	52	6.0-14	1-4	0	0-0	1-22	3	4	0	3-3	0	0	0	0	33
10/26/2024	at Wisconsin	43	14	57	5.0-7	0-0	0	0-0	1-19	0	4	0	4-4	0	0	0	7	28
11/02/2024	Ohio St.	37	26	63	6.0-19	3-15	1	1-0	1-31	0	3	0	1-1	0	0	0	7	13
11/09/2024	Washington	38	20	58	9.0-51	5-39	1	0-0	1-9	2	2	0	5-5	0	0	0	7	35
11/16/2024	at Purdue	39	8	47	9.0-22	3-14	0	0-0	0-0	3	3	0	7-7	0	0	0	0	49
11/23/2024	at Minnesota	30	34	64	9.0-19	1-4	0	1-0	1-29	4	0	0	2-3	0	0	0	6	26
11/30/2024	Maryland	30	36	66	6.0-49	6-49	0	0-0	3-54	5	1	0	5-5	0	0	0	13	44
12/07/2024	vs Oregon	42	32	74	6.0-14	1-2	1	0-0	0-0	0	4	0	4-4	0	0	0	0	37
Penn St.		447	334	781	91.0-351	33-219	8	5-10	12-184	31	42	0	53-54	0	0	0	54	437
Opponents		476	428	904	47.0-158	12-86	3	4-0	8-117	14	22	3	20-20	0	1	0	23	213

Date	Opponent	Punting										Field Goals			Kickoffs			
		no.	yds	avg	long	blkd	tb	fc	50+	i20	md-att	long	blkd	no.	yds	avg	tb	ob
08/31/2024	at West Virginia	4	176	44.0	49	0	1	3	0	1	0-1	0	0	6	375	62.5	2	0
09/07/2024	Bowling Green	4	188	47.0	56	0	0	3	1	2	2-2	43	0	7	446	63.7	4	1
09/21/2024	Kent St.	2	71	35.5	38	0	0	1	0	0	0-0	0	0	9	576	64.0	5	1
09/28/2024	Illinois	1	48	48.0	48	0	0	1	0	1	0-2	0	0	4	260	65.0	4	0
10/05/2024	UCLA	3	111	37.0	38	0	0	2	0	0	2-2	40	0	6	387	64.5	4	0
10/12/2024	at Southern California	2	85	42.5	45	0	0	2	0	2	4-4	36	0	7	447	63.9	5	0
10/26/2024	at Wisconsin	5	219	43.8	51	0	0	3	1	2	0-0	0	0	5	318	63.6	3	0
11/02/2024	Ohio St.	4	171	42.8	50	0	1	1	1	1	2-2	44	0	4	265	66.3	3	0
11/09/2024	Washington	0	0	0.0	0	0	0	0	0	0	0-1	0	0	6	390	65.0	4	0
11/16/2024	at Purdue	4	170	42.5	49	0	0	2	0	2	0-0	0	0	8	498	62.3	5	0
11/23/2024	at Minnesota	4	109	27.3	43	1	0	2	0	1	2-2	45	0	6	374	62.3	4	0
11/30/2024	Maryland	4	170	42.5	46	0	0	2	0	1	1-2	49	1	7	419	59.9	2	0
12/07/2024	vs Oregon	2	94	47.0	49	0	0	1	0	1	1-2	33	0	7	454	64.9	6	0
Penn St.		39	1612	41.3	56	1	2	23	3	14	14-20	49	1	82	5209	63.5	51	2
Opponents		60	2664	44.4	63	0	1	22	12	23	19-23	50	0	52	3267	62.8	35	1

OPPONENT GAME-BY-GAME

		Rushing				Receiving				Passing				Kick Returns				Punt Returns				tot
Date	Opponent	no.	yds	td	lg	no.	yds	td	lg	cmp-att-int	yds	td	lg	no.	yds	td	lg	no.	yds	td	lg	off
08/31/2024	at West Virginia	37	85	1	12	15	161	0	25	15-29-1	161	0	25	2	35	0	20	0	0	0	0	246
09/07/2024	Bowling Green	26	121	1	41	25	254	2	32	25-40-2	254	2	32	1	15	0	15	1	0	0	0	375
09/21/2024	Kent St.	30	48	0	9	2	18	0	13	2-13-0	18	0	13	1	35	0	35	0	0	0	0	66
09/28/2024	Illinois	32	34	0	34	16	185	1	30	16-25-1	185	1	30	0	0	0	0	0	0	0	0	219
10/05/2024	UCLA	29	93	0	22	22	167	1	53	22-30-0	167	1	53	2	43	0	24	0	0	0	0	260
10/12/2024	at Southern California	24	189	1	75	20	220	2	33	20-34-1	220	2	33	2	29	0	16	0	0	0	0	409
10/26/2024	at Wisconsin	27	81	1	15	22	217	0	33	22-42-1	217	0	33	2	35	0	20	2	26	0	15	298
11/02/2024	Ohio St.	40	176	0	22	16	182	2	25	16-24-1	182	2	25	1	16	0	16	0	0	0	0	358
11/09/2024	Washington	33	74	0	43	16	119	0	25	16-23-1	119	0	25	2	59	0	30	0	0	0	0	193
11/16/2024	at Purdue	28	85	0	18	15	217	1	30	15-31-0	217	1	30	1	17	0	17	1	2	0	2	302
11/23/2024	at Minnesota	36	106	1	20	15	175	1	23	15-23-1	175	1	23	2	35	0	23	1	0	0	0	281
11/30/2024	Maryland	31	72	0	25	15	122	1	25	15-26-3	122	1	25	4	55	0	20	1	9	0	9	194
12/07/2024	vs Oregon	43	183	2	26	22	283	4	48	22-32-0	283	4	48	1	15	0	15	1	0	0	0	466
Opponents		416	1347	7	75	221	2320	15	53	221-372-12	2320	15	53	21	389	0	35	7	37	0	15	3667
Penn St.		492	2628	28	78	253	3204	27	59	253-364-8	3204	27	59	15	332	0	66	21	124	0	23	5832

Opponents Averages

Games	Avg/ rush	Avg/ catch	Pass effic	KR avg	PR avg	All purpose avg/game	Total offense avg/game
13	3.2	10.5	118.7	18.5	5.3	323.8	282.1

Date	Opponent	Tackles			Sacks		Fumble		Pass Defense			blkd	PAT attempts			off		
		ua	a	total	tfl-yds	no-yds	ff	fr-yds	int-yds	qbh	brup	kick	kick	rush	rcv	saf	t/o	pts
08/31/2024	at West Virginia	32	40	72	2.0-4	0-0	0	1-0	0-0	0	2	0	0-0	0	0	0	0	12
09/07/2024	Bowling Green	31	24	55	4.0-31	2-27	1	0-0	1-3	2	2	0	3-3	0	0	0	0	27
09/21/2024	Kent St.	46	34	80	3.0-7	1-2	0	0-0	1-13	1	2	0	0-0	0	0	0	0	0
09/28/2024	Illinois	40	32	72	3.0-6	2-5	0	0-0	0-0	3	0	0	1-1	0	0	0	0	7
10/05/2024	UCLA	28	36	64	4.0-14	1-9	0	0-0	0-0	1	2	0	0-0	0	1	0	0	11
10/12/2024	at Southern California	45	32	77	1.0-1	0-0	0	0-0	3-77	1	5	0	3-3	0	0	0	6	30
10/26/2024	at Wisconsin	41	26	67	3.0-6	1-3	0	1-0	0-0	0	0	0	1-1	0	0	0	0	13
11/02/2024	Ohio St.	28	32	60	3.0-14	2-13	0	0-0	1-0	0	3	0	2-2	0	0	0	0	20
11/09/2024	Washington	30	52	82	0.0-0	0-0	1	1-0	0-0	1	0	0	0-0	0	0	0	3	6
11/16/2024	at Purdue	46	14	60	7.0-21	0-0	0	0-0	0-0	0	0	0	1-1	0	0	0	0	10
11/23/2024	at Minnesota	28	48	76	7.0-30	2-21	0	0-0	0-0	1	1	2	2-2	0	0	0	0	25
11/30/2024	Maryland	43	40	83	8.0-17	0-0	1	1-0	0-0	0	1	1	1-1	0	0	0	7	7
12/07/2024	vs Oregon	38	18	56	2.0-7	1-6	0	0-0	2-24	4	4	0	6-6	0	0	0	7	45
Opponents		476	428	904	47.0-158	12-86	3	4-0	8-117	14	22	3	20-20	0	1	0	23	213
Penn St.		447	334	781	91.0-351	33-219	8	5-10	12-184	31	42	0	53-54	0	0	0	54	437

Date	Opponent	Punting										Field Goals			Kickoffs				
		no.	yds	avg	long	blkd	tb	fc	50+	i20	md-att	long	blkd	no.	yds	avg	tb	ob	
08/31/2024	at West Virginia	4	176	44.0	46	0	0	4	0	2	2-2	39	0	4	221	55.3	0	0	
09/07/2024	Bowling Green	3	122	40.7	48	0	0	1	0	1	2-2	42	0	5	325	65.0	5	0	
09/21/2024	Kent St.	10	423	42.3	55	0	0	4	1	5	0-0	0	0	1	65	65.0	1	0	
09/28/2024	Illinois	4	174	43.5	49	0	0	2	0	2	0-1	0	0	2	124	62.0	1	0	
10/05/2024	UCLA	4	180	45.0	49	0	0	1	0	1	1-1	25	0	2	130	65.0	1	0	
10/12/2024	at Southern California	4	195	48.8	56	0	0	1	2	3	3-4	47	0	7	454	64.9	6	0	
10/26/2024	at Wisconsin	5	257	51.4	63	0	1	0	2	2	2-2	50	0	4	256	64.0	2	0	
11/02/2024	Ohio St.	2	94	47.0	53	0	0	0	1	0	2-2	46	0	5	320	64.0	2	0	
11/09/2024	Washington	2	87	43.5	52	0	0	1	1	0	2-3	35	0	3	155	51.7	0	0	
11/16/2024	at Purdue	8	368	46.0	58	0	0	3	3	2	1-2	22	0	3	179	59.7	2	1	
11/23/2024	at Minnesota	3	121	40.3	48	0	0	0	0	1	3-3	48	0	6	390	65.0	6	0	
11/30/2024	Maryland	7	294	42.0	53	0	0	2	1	2	0-0	0	0	2	128	64.0	1	0	
12/07/2024	vs Oregon	4	173	43.3	55	0	0	3	1	2	1-1	32	0	8	520	65.0	8	0	
Opponents		60	2664	44.4	63	0	1	22	12	23	19-23	50	0	52	3267	62.8	35	1	
Penn St.		39	1612	41.3	56	1	2	23	3	14	14-20	49	1	82	5209	63.5	51	2	

INDIVIDUAL GAME-BY-GAME

RUSHING & RECEIVING

Rushing

Player	No-Yds/TD	WVU	BGSU	KentSt	Illini	UCLA	USC	Wisc	OSU	UW	Purdue	MINN	MD	Oregon
Kaytron Allen	173-822/6	10-20/0	14-101/0	11-66/0	18-102/1	21-78/1	16-56/1	11-86/1	12-27/0	20-98/1	6-20/0	7-10/0	13-34/0	14-124/1
Nicholas Singleton	131-838/7	13-114/1	13-119/1	11-81/0	16-94/1	DNP	10-26/0	12-49/0	6-15/0	7-45/0	7-40/1	13-63/1	13-87/2	10-105/0
Drew Allar	72-279/6	6-44/0	7-7/1	5-26/1	4-15/0	4--3/1	4-32/0	4-8/0	10-31/0	3-12/0	4-22/0	9-8/1	7-23/1	5-54/1
Beau Pribula	38-242/4	3-25/0	2-12/0	5-45/1	3-17/0	2-6/0	-	6-28/0	1-0/0	1-8/1	5-56/1	1-4/0	6-29/1	3-12/0
Tyler Warren	23-191/4	-	-	1-16/0	2-13/1	1-5/0	1-4/0	2-2/0	3-47/0	3-7/2	3-63/1	2-0/0	3-32/0	2-2/0
Corey Smith	18-146/0	DNP	DNP	DNP	DNP	DNP	DNP	DNP	DNP	5-95/0	8-37/0	DNP	5-14/0	DNP
Cam Wallace	18-63/1	9-24/0	-	9-39/1	DNP	DNP	DNP	DNP	DNP	DNP	DNP	DNP	DNP	DNP
Quinton Martin	10-25/0	DNP	DNP	7-24/0	DNP	1-1/0	-	DNP	DNP	DNP	DNP	DNP	2-0/0	-
Luke Reynolds	1-32/0	-	-	-	-	-	-	-	-	-	-	1-32/0	-	-
Liam Clifford	1-12/0	-	-	1-12/0	-	-	-	-	-	-	-	-	-	-
Omari Evans	1-1/0	-	-	-	-	-	-	-	-	1-1/0	-	-	-	-
Tyseer Denmark	1--4/0	DNP	DNP	-	DNP	DNP	DNP	DNP	DNP	DNP	1--4/0	DNP	-	DNP

Receiving

Player	No-Yds/TD	WVU	BGSU	KentSt	Illini	UCLA	USC	Wisc	OSU	UW	Purdue	MINN	MD	Oregon
Tyler Warren	88-1062/6	3-30/1	8-146/0	5-50/1	4-34/0	3-29/1	17-224/1	7-46/0	4-47/0	8-75/0	8-127/1	8-102/0	6-68/1	7-84/0
Harrison Wallace III	39-638/4	5-117/2	-	3-29/0	3-38/0	3-46/0	3-53/0	5-67/0	2-45/0	5-84/0	2-54/1	4-46/0	-	4-59/1
Nicholas Singleton	37-335/5	1-13/0	1-14/1	2-22/1	2-25/0	DNP	4-39/1	3-37/1	6-54/0	3-14/0	2-20/0	6-37/0	3-17/0	4-43/1
Omari Evans	19-360/4	2-55/0	2-34/1	4-116/1	1-12/0	1-3/0	1-16/0	-	-	-	1-2/0	2-51/1	4-49/0	1-22/1
Liam Clifford	17-279/1	-	-	3-64/1	2-9/0	3-107/0	3-26/0	3-40/0	-	1-20/0	-	1-8/0	1-5/0	-
Kaytron Allen	15-119/2	1-20/1	-	-	-	1-1/0	1-9/0	4-22/0	-	1-8/0	4-44/1	-	-	3-15/0
Julian Fleming	14-176/1	-	1-3/0	2-60/0	2-9/0	2-27/0	2-33/0	1-16/0	1-4/0	2-19/1	-	-	1-5/0	-
Khalil Dinkins	11-88/2	DNP	1-7/0	1-13/1	-	1-6/0	-	2-18/1	-	-	2-5/0	-	3-36/0	1-3/0
Luke Reynolds	6-88/1	-	-	2-27/0	1-8/0	-	-	-	-	-	3-53/1	-	-	-
Quinton Martin	3-18/0	DNP	DNP	-	DNP	3-18/0	-	DNP	DNP	DNP	DNP	DNP	-	-
Tyseer Denmark	2-28/1	DNP	DNP	1-13/0	DNP	DNP	DNP	DNP	DNP	DNP	-	DNP	1-15/1	DNP
Anthony Ivey	1-15/0	-	DNP	1-15/0	DNP	-	-	-	-	-	-	-	-	-
Corey Smith	1--2/0	DNP	DNP	DNP	DNP	DNP	DNP	DNP	DNP	-	-	DNP	1--2/0	DNP

KICKING & PUNTING

KICKOFFS

Season	KO	Total Yards	TB	OB	Kick Avg.	Returns	Rtn. Yds.	Yds./Rtn.
Nwosu, Gabriel	81	5,148	51	2	63.6	21	389	18.5
Barker, Ryan	1	61	0	0	61.0	0	0	-

Gabriel Nwosu

Game	KO	Total Yards	TB	OB	Kick Avg.	Returns	Rtn. Yds.	Yds./Rtn.
at WVU	6	375	2	0	62.5	2	35	17.5
BGSU	7	446	4	1	63.7	1	15	15.0
Kent State	8	515	5	1	64.4	1	35	35.0
Illinois	4	260	4	0	65.0	0	0	0.0
UCLA	6	387	4	0	64.5	2	43	21.5
at USC	7	447	5	0	63.9	2	29	14.5
at Wisconsin	5	303	3	0	60.6	2	35	17.5
Ohio State	4	250	3	0	62.5	1	16	16.0
Washington	6	390	4	0	65.0	2	59	24.5
at Purdue	8	498	5	0	62.3	1	17	17.0
at Minnesota	6	374	4	0	62.3	2	35	17.5
Maryland	7	419	2	0	59.9	4	55	13.8
vs. Oregon	7	454	6	0	64.9	1	15	15.0

Ryan Barker

Game	KO	Total Yards	TB	OB	Kick Avg.	Returns	Rtn. Yds.	Yds./Rtn.
Kent State	1	61	0	0	61.0	0	0	-

PUNTING

Season	No.	Total Yds	Avg.	Long	I20	50+	TB	FC	Blk
Thompson, Riley	37	1,582	42.8	56	14	3	2	23	1
Warren, Tyler	1	16	16.0	16	0	0	0	0	0
TEAM	1	14	14.0	14	0	0	0	0	0

Riley Thompson

Game	No.	Total Yds	Avg.	Long	I20	50+	TB	FC	Blk
at WVU	4	176	44.0	49	1	0	1	3	0
BGSU	4	188	47.0	56	2	1	0	3	0
Kent State	2	71	35.5	38	0	0	0	1	0
Illinois	1	48	48.0	48	1	0	0	1	0
UCLA	3	111	37.0	38	0	0	0	2	0
at USC	2	85	42.5	45	2	0	0	2	0
at Wisconsin	5	219	43.8	51	2	1	0	3	0
Ohio State	4	171	42.8	50	1	1	1	1	0
Washington	-	-	-	-	-	-	-	-	-
at Purdue	4	170	42.5	49	2	0	0	2	0
at Minnesota	2	79	39.5	43	1	0	0	2	1
Maryland	4	170	42.5	46	1	0	0	2	0
vs. Oregon	2	94	47.0	49	1	0	0	1	0

Tyler Warren

Game	No.	Total Yds	Avg.	Long	I20	50+	TB	FC	Blk
at Minnesota	1	16	16.0	16	0	0	0	0	0

TEAM

Game	No.	Total Yds	Avg.	Long	I20	50+	TB	FC	Blk
at Minnesota	1	14	14.0	14	0	0	0	0	0

INDIVIDUAL GAME-BY-GAME

PASSING

#9 Beau Pribula	Comp	Att	Int	Pct	Yards	TD	Long	Sacked	Effic.
West Virginia	1	1	0	100.0	19	1	19	0-0	589.6
Kent St.	6	9	1	66.7	83	1	19	0-0	158.6
Wisconsin	11	13	0	84.6	98	1	23	0-0	173.3
Ohio St.	1	1	0	100.0	4	0	4	0-0	133.6
Purdue	5	8	0	62.5	58	1	24	0-0	164.7
Maryland	2	3	0	66.7	13	1	15	0-0	213.1
Totals	26	35	1	74.3	275	5	24	1-6	181.7

#15 Drew Allar	Comp	Att	Int	Pct	Yards	TD	Long	Sacked	Effic.
West Virginia	11	17	0	64.7	216	3	55	0-0	229.7
Bowling Green	13	20	1	65.0	204	2	30	2-27	173.7
Kent St.	17	21	0	81.0	309	3	59	1-2	251.7
Illinois	15	21	0	71.4	135	0	20	2-5	125.4
UCLA	17	24	0	70.8	237	1	57	1-9	167.5
Southern California	30	43	3	69.8	391	2	34	0-0	147.5
Wisconsin	14	18	0	77.8	148	1	27	1-3	165.2
Ohio St.	12	20	1	60.0	146	0	31	2-13	111.3
Washington	20	28	0	71.4	220	1	28	0-0	149.2
Purdue	17	19	0	89.5	247	3	46	0-0	250.8
Minnesota	21	28	0	75.0	244	1	45	2-21	160.0
Maryland	17	26	0	65.4	171	1	24	0-0	133.3
Oregon	20	39	2	51.3	226	3	28	0-0	115.1
Totals	224	324	7	69.1	2894	21	59	11-80	161.2

#44 Tyler Warren	Comp	Att	Int	Pct	Yards	TD	Long	Sacked	Effic.
Kent St.	1	1	0	100.0	17	1	17	0-0	572.8
Southern California	1	1	0	100.0	9	0	9	0-0	175.6
Washington	0	2	0	0.0	0	0	0	0-0	0.0
Maryland	1	1	0	100.0	9	0	9	0-0	175.6
Totals	3	5	0	60.0	35	1	17	0-0	184.8

TACKLE BREAKDOWN

RUSHING TACKLES		PASSING TACKLES		SPECIAL TEAMS TACKLES		Total	KO	Punt
Reed, Jaylen	54	Wheatley, Zakee	28	Belgrave-Shorter, Antoine	1	1	1	0
King, Kobe	52	Harris, A.J.	23	Black, Ethan	1	1	1	0
Carter, Abdul	51	Reed, Jaylen	21	Clifford, Liam	1	0	0	1
Wheatley, Zakee	39	Rojas, Tony	19	Collins, Audavion	2	2	0	0
Durant, Zane	32	King, Kobe	17	DeLuca, Dominic	1	1	0	0
Rojas, Tony	30	Miller, Cam	16	Dinkins, Kolin	2	2	0	0
J-Thomas, Dvon	28	Kimber, Jalen	15	Duzansky, Tyler	1	0	1	1
DeLuca, Dominic	22	Collins, Audavion	13	Elsdon, Tyler	3	1	2	2
Dennis-Sutton, Dani	21	Tracy, Zion	10	Fleming, Julian	1	0	1	1
Izzard, Coziah	17	Washington II, Elliot	9	Holzworth, Tyler	1	1	0	0
Ford Jr., Alonzo	15	DeLuca, Dominic	6	Lane, Dejuan	1	1	0	0
Elsdon, Tyler	12	Carter, Abdul	6	Miller, Cam	1	1	0	0
Harris, A.J.	12	Lane, Dejuan	4	Mills, Tyrece	2	2	0	0
Vanover, Amin	11	Elsdon, Tyler	3	Nelson, DaKaari	1	1	0	0
Mills, Tyrece	10	Durant, Zane	3	Robinson, Ta'Mere	2	2	0	0
Washington II, Elliot	10	Mills, Tyrece	3	Spec, Anthony	1	1	0	0
Winston Jr., Kevin	10	Dennis-Sutton, Dani	2	Tracy, Zion	6	5	1	1
Kimber, Jalen	9	Dinkins, Kolin	2	TOTALS	28	22	6	6
Tracy, Zion	9	Robinson, Ta'Mere	2					
Vilbert, Smith	9	Toure, Vaboue	2					
Lane, Dejuan	7	Winston Jr., Kevin	2					
Robinson, Ta'Mere	7	Ford Jr., Alonzo	1					
Spec, Anthony	6	Gilliam, Xavier	1					
Miller, Cam	5	Spec, Anthony	1					
Mitchell, Jon	5	Vanover, Amin	1					
Artis, Kaleb	4	Woseley, Kenny	1					
Toure, Vaboue	4	TOTAL	213					
Woseley, Kenny	4							
Beamon, Hakeem	3							
Belgrave-Shorter, Antoine	3							
Blanding, Ty	3							
Collins, Audavion	3							
Nelson, DaKaari	3							
Harvey, Jaylen	2							
Mayer, Jordan	2							
Chizmar, Ben	1							
Dinkins, Kolin	1							
Granville, Max	1							
Mupoyi, Joseph	1							
TOTAL	519							

INDIVIDUAL GAME-BY-GAME

ALL-PURPOSE

Player	g	rush	rcv	pr	kr	ir	total	avg/g
Nicholas Singleton	12	838	335	0	285	0	1458	121.5
Tyler Warren	13	191	1062	0	0	0	1253	96.4
Kaytron Allen	13	822	119	0	0	0	941	72.4
Harrison Wallace III	13	0	638	0	0	0	638	49.1
Omari Evans	13	1	360	0	15	0	376	28.9
Liam Clifford	13	12	279	6	0	0	297	22.8
Drew Allar	13	279	0	0	0	0	279	21.5
Beau Pribula	13	242	0	0	0	0	242	18.6
Julian Fleming	13	0	176	0	0	0	176	13.5
Corey Smith	3	146	-2	0	0	0	144	48.0
Luke Reynolds	13	32	88	0	0	0	120	9.2
Zion Tracy	13	0	0	75	0	31	106	8.2
Khalil Dinkins	12	0	88	0	0	0	88	7.3
Quinton Martin	5	25	18	0	27	0	70	14.0
Cam Wallace	3	63	0	0	0	0	63	21.0
Dejuan Lane	13	0	0	0	0	54	54	4.2
Jaylen Reed	13	0	0	0	0	50	50	3.8
Tyseer Denmark	3	-4	28	16	0	0	40	13.3
Dominic DeLuca	12	0	0	0	0	29	29	2.4
Kaden Saunders	4	0	0	25	0	0	25	6.3
AJ Harris	13	0	0	0	0	20	20	1.5
Anthony Ivey	11	0	15	0	0	0	15	1.4
Andrew Rappleyea	1	0	0	0	5	0	5	5.0
Jake Spencer	3	0	0	2	0	0	2	0.7
Team	13	-19	0	0	0	0	-19	-1.5
Total	13	2628	3204	124	332	184	6472	497.8
Opponents	13	1347	2320	37	389	117	4210	323.8

GAME LEADERS

Opponent	Rushing Attempts	Rushing Yards	Receptions	Receiving Yards	All-Purpose Yards	Tackles
at West Virginia	Singleton - 13	Singleton - 114	Wallace III - 5	Wallace III - 117	Singleton - 183	Winston Jr. - 12
Bowling Green	Allen - 14	Singleton - 119	Warren - 8	Warren - 146	Warren - 146	Reed - 10
Kent State	Allen/Singleton - 11	Singleton - 81	Warren - 5	Evans - 116	Evans - 116	Specca - 5
Illinois	Allen - 18	Allen - 102	Warren - 5	Wallace III - 38	Singleton - 139	Reed - 8
UCLA	Allen - 21	Allen - 78	Four Players Tied - 3	Clifford - 107	Clifford - 107	Rojas - 8
at USC	Allen - 16	Allen - 56	Warren - 17	Warren - 224	Warren - 228	King - 7
at Wisconsin	Singleton - 12	Allen - 86	Warren - 7	Wallace III - 67	Singleton - 119	Wheatley - 10
Ohio State	Allen - 12	Warren - 47	Singleton - 6	Singleton - 54	Singleton - 135	Wheatley - 10
Washington	Allen - 20	Allen - 98	Warren - 8	Warren - 75	Allen - 106	Reed, King - 7
at Purdue	Smith - 8	Warren - 63	Warren - 8	Warren - 127	Warren - 190	Carter - 5
at Minnesota	Singleton - 13	Singleton - 63	Warren - 8	Warren - 102	Warren - 102	Reed - 10
Maryland	Singleton, Allen - 13	Singleton - 87	Warren - 6	Warren - 68	Singleton - 170	Carter - 6
vs. Oregon	Allen - 14	Allen - 124	Warren - 7	Warren - 84	Singleton - 148	King - 10

INDIVIDUAL GAME-BY-GAME

TACKLES

Player	S-A	Total	WVU	BGSU	KentSt	Illini	UCLA	USC	Wisc	OSU	UW	Purdue	MINN	MD	Oregon
Jaylen Reed	43-36	79	3-6	4-6	1-2	6-2	1-2	5-1	4-1	4-2	5-2	2-1	4-6	4-1	0-4
Kobe King	39-33	72	1-2	4-3	1-0	4-3	2-3	5-2	1-3	5-2	4-3	1-1	5-4	0-3	6-4
Zakee Wheatley	44-26	70	3-1	2-4	1-0	3-2	3-4	3-1	8-2	9-1	5-1	2-0	1-3	0-2	4-5
Abdul Carter	37-23	60	1-0	5-2	2-2	4-3	2-1	1-4	2-1	2-2	5-1	5-0	1-2	3-3	4-2
Tony Rojas	27-19	46	2-3	2-3	2-0	3-0	5-3	2-2	3-0	2-2	-	-	4-2	1-2	1-2
AJ Harris	25-14	39	0-3	1-3	-	2-2	4-1	3-0	1-0	2-1	2-1	-	4-1	1-0	5-2
Zane Durant	17-18	35	2-2	0-1	1-0	4-0	0-2	2-1	2-1	3-2	0-2	0-1	3-2	0-4	-
Dominic DeLuca	15-13	28	2-3	0-1	-	DNP	0-1	-	4-1	1-3	1-0	1-0	2-1	2-1	2-2
Dvon J-Thomas	10-17	27	1-1	2-2	0-1	1-0	0-1	-	0-2	1-1	0-1	-	2-2	1-3	2-3
Zion Tracy	22-4	26	1-0	0-1	1-0	1-1	1-1	1-0	3-0	-	5-0	3-1	1-0	2-0	3-0
Dani Dennis-Sutton	16-10	26	1-0	1-1	1-1	1-0	1-1	4-2	1-1	-	-	3-0	0-2	3-0	0-2
Jalen Kimber	17-8	25	3-0	1-1	1-1	1-0	0-1	2-1	-	2-1	1-0	-	0-1	1-1	5-1
Cam Miller	13-9	22	3-0	4-1	0-1	1-1	0-1	1-0	1-0	1-2	-	-	1-1	-	1-2
Elliot Washington II	14-6	20	1-0	-	-	1-1	0-1	2-0	5-0	1-2	3-2	-	DNP	DNP	1-0
Audavion Collins	14-4	18	1-0	0-1	1-0	-	1-1	-	1-0	-	4-1	3-1	-	-	3-0
Tyler Elsdon	7-11	18	0-4	1-2	-	2-0	2-3	0-1	2-0	-	-	-	0-1	-	-
Coziah Izzard	8-9	17	0-1	1-0	-	1-1	0-1	-	2-1	1-0	DNP	2-0	0-2	0-1	1-2
Alonzo Ford Jr.	7-9	16	-	1-0	0-1	-	1-6	-	2-0	0-1	2-0	1-1	-	DNP	DNP
Tyrece Mills	8-7	15	-	-	0-1	-	DNP	1-0	-	1-1	1-0	2-0	2-3	1-2	-
Kevin Winston	8-5	13	7-5	1-0	DNP	DNP	DNP	DNP	-	DNP	DNP	DNP	DNP	DNP	DNP
Dejuan Lane	6-6	12	-	-	0-2	-	2-2	-	-	-	-	2-0	0-1	2-1	-
Amin Vanover	3-9	12	0-2	-	0-1	-	0-1	-	-	1-3	-	1-0	-	1-1	0-1
Ta'Mere Robinson	9-2	11	2-0	DNP	2-1	1-0	3-0	DNP	-	-	0-1	1-0	-	-	-
Smith Vilbert	4-6	10	1-0	-	0-1	0-1	-	1-1	1-1	-	0-2	-	-	-	1-0
Anthony Specca	3-5	8	DNP	DNP	2-3	DNP	DNP	DNP	DNP	DNP	-	-	DNP	1-2	-
Vaboue Toure	2-4	6	DNP	DNP	-	DNP	2-3	DNP	DNP	DNP	DNP	DNP	DNP	0-1	-
Kolin Dinkins	4-1	5	-	-	-	-	-	-	-	1-0	-	1-0	DNP	1-1	1-0
Kenny Woseley	3-2	5	DNP	DNP	-	DNP	DNP	DNP	DNP	DNP	-	3-0	DNP	0-2	DNP
Jon Mitchell	0-5	5	DNP	DNP	0-2	DNP	DNP	DNP	DNP	DNP	DNP	0-1	DNP	0-2	DNP
DaKaari Nelson	3-1	4	-	-	-	0-1	-	1-0	-	-	-	2-0	-	-	DNP
Antoine Belgrave-Shorter	2-2	4	DNP	DNP	-	DNP	DNP	DNP	DNP	DNP	DNP	2-1	-	0-1	DNP
Kaleb Artis	2-2	4	-	-	1-1	-	-	-	-	-	0-1	1-0	-	DNP	DNP
Liam Clifford	3-0	3	-	1-0	-	-	-	1-0	-	-	-	-	-	-	1-0
Ty Blanding	2-1	3	-	DNP	1-0	DNP	DNP	DNP	DNP	DNP	-	-	DNP	1-1	DNP
Hakeem Beamon	1-2	3	0-1	-	0-1	1-0	-	-	-	-	DNP	DNP	DNP	DNP	DNP
Jaylen Harvey	2-0	2	DNP	DNP	-	DNP	DNP	DNP	DNP	DNP	DNP	1-0	DNP	1-0	DNP
Jordan Mayer	1-1	2	-	-	-	-	-	DNP	-	-	0-1	-	-	1-0	-
Harrison Wallace III	1-0	1	-	-	-	-	-	-	-	-	-	-	-	-	1-0
Kaytron Allen	1-0	1	-	-	1-0	-	-	-	-	-	-	-	-	-	-
Max Granville	1-0	1	DNP	DNP	-	DNP	DNP	DNP	DNP	DNP	DNP	DNP	DNP	1-0	DNP
Tyler Duzansky	1-0	1	-	-	-	-	-	-	-	-	-	-	-	1-0	-
Xavier Gilliam	1-0	1	DNP	DNP	-	DNP	DNP	DNP	DNP	DNP	DNP	-	DNP	1-0	DNP
Olaivavega Ioane	1-0	1	-	-	-	-	-	1-0	-	-	-	-	-	-	-
Tyler Holzworth	0-1	1	DNP	DNP	-	DNP	-	DNP	-	-	0-1	-	-	-	-
Ben Chizmar	0-1	1	DNP	DNP	0-1	DNP	DNP	DNP	DNP	DNP	DNP	DNP	DNP	DNP	DNP
Joseph Mupoyi	0-1	1	DNP	DNP	0-1	DNP	DNP	DNP	DNP	DNP	-	DNP	DNP	DNP	DNP
Ethan Black	0-1	1	DNP	DNP	DNP	DNP	DNP	DNP	DNP	DNP	-	DNP	DNP	0-1	DNP

84 2024 PENN STATE FOOTBALL

INDIVIDUAL GAME-BY-GAME

TACKLES FOR LOSS

Player	UA-A	Total	WVU	BGSU	KentSt	Illini	UCLA	USC	Wisc	OSU	UW	Purdue	MINN	MD	Oregon
Abdul Carter	17-5	19.5	-	1.0-1	1.5-3	4.0-22	1.5-8	1.5-4	-	2.0-12	4.0-25	2.0-3	-	2.0-18	-
Zane Durant	6-6	9.0	1.5-12	-	1.0-1	2.0-9	0.5-8	0.5-1	0.5-1	-	-	-	2.5-6	0.5-3	-
Kobe King	6-5	8.5	-	-	-	1.5-3	0.5-1	1.0-2	0.5-0	1.0-3	1.0-5	0.5-1	1.5-6	-	1.0-1
Dani Dennis-Sutton	7-0	7.0	-	-	1.0-2	1.0-8	-	2.0-4	-	-	-	2.0-6	-	1.0-9	-
Tony Rojas	4-2	5.0	1.5-1	-	-	1.0-2	1.0-3	-	-	0.5-1	-	-	1.0-4	-	-
Jaylen Reed	2-5	4.5	1.0-11	-	0.5-1	0.5-4	1.0-14	-	0.5-0	0.5-1	-	-	0.5-1	-	-
AJ Harris	4-0	4.0	-	-	-	-	-	1.0-3	-	-	1.0-2	-	1.0-1	-	1.0-2
Coziah Izzard	3-2	4.0	-	1.0-1	-	0.5-1	-	-	-	-	DNP	1.0-3	0.5-0	-	1.0-3
Alonzo Ford Jr.	3-1	3.5	-	-	-	-	-	-	2.0-2	-	1.0-2	0.5-0	-	DNP	DNP
Smith Vilbert	3-1	3.5	1.0-6	-	-	0.5-4	-	-	1.0-3	-	-	-	-	-	1.0-1
Dvon J-Thomas	1-4	3.0	-	1.0-5	-	-	0.5-1	-	0.5-1	-	-	-	0.5-0	-	0.5-1
Dominic DeLuca	1-3	2.5	-	-	-	DNP	0.5-0	-	-	1.5-2	-	-	0.5-0	-	-
Amin Vanover	1-3	2.5	-	-	-	-	0.5-8	-	-	-	-	1.0-6	-	0.5-2	0.5-1
Cam Miller	2-0	2.0	-	-	-	1.0-7	-	-	-	-	-	-	1.0-1	-	-
Zion Tracy	2-0	2.0	-	-	-	-	-	-	-	-	-	-	-	1.0-12	1.0-5
Zakee Wheatley	1-1	1.5	0.5-1	-	-	-	1.0-1	-	-	-	-	-	-	-	-
Ta'Mere Robinson	1-1	1.5	-	DNP	1.0-1	-	-	DNP	-	-	0.5-3	-	-	-	-
Hakeem Beamon	1-1	1.5	0.5-2	-	-	1.0-3	-	-	-	-	DNP	DNP	DNP	DNP	DNP
Jordan Mayer	1-1	1.5	-	-	-	-	-	DNP	-	-	0.5-3	-	-	1.0-5	-
Audavion Collins	1-0	1.0	-	-	-	-	-	-	-	-	1.0-11	-	-	-	-
Ty Blanding	1-0	1.0	-	DNP	1.0-1	DNP	DNP	DNP	DNP	DNP	-	-	DNP	-	DNP
Jaylen Harvey	1-0	1.0	DNP	DNP	-	DNP	DNP	DNP	DNP	DNP	DNP	1.0-1	DNP	-	DNP
Kaleb Artis	1-0	1.0	-	-	-	-	-	-	-	-	-	1.0-2	-	DNP	DNP
Elliot Washington II	0-1	0.5	-	-	-	-	-	-	-	0.5-0	-	-	DNP	DNP	-

SACKS

Player	UA-A	Total	WVU	BGSU	KentSt	Illini	UCLA	USC	Wisc	OSU	UW	Purdue	MINN	MD	Oregon
Abdul Carter	10-0	10	-	-	1-2	2-10	-	1-4	-	2-12	2-17	-	-	2-18	-
Dani Dennis-Sutton	4-0	4	-	-	1-2	1-8	-	-	-	-	-	1-5	-	1-9	-
Kobe King	3-0	3	-	-	-	1-3	-	-	-	1-3	1-5	-	-	-	-
Zane Durant	2-2	3	1-9	-	-	1-7	0.5-8	-	-	-	-	-	-	0.5-3	-
Amin Vanover	1-3	2.5	-	-	-	-	0.5-8	-	-	-	-	1-6	-	0.5-2	0.5-1
Jaylen Reed	1-1	1.5	-	-	-	0.5-4	1-14	-	-	-	-	-	-	-	-
Smith Vilbert	1-1	1.5	1-6	-	-	0.5-4	-	-	-	-	-	-	-	-	-
Jordan Mayer	1-1	1.5	-	-	-	-	-	DNP	-	-	0.5-3	-	-	1-5	-
Cam Miller	1-0	1	-	-	-	1-7	-	-	-	-	-	-	-	-	-
Zion Tracy	1-0	1	-	-	-	-	-	-	-	-	-	-	-	1-12	-
Tony Rojas	1-0	1	-	-	-	-	-	-	-	-	-	-	1-4	-	-
Audavion Collins	1-0	1	-	-	-	-	-	-	-	-	1-11	-	-	-	-
Coziah Izzard	1-0	1	-	-	-	-	-	-	-	-	DNP	1-3	-	-	-
Ta'Mere Robinson	0-1	0.5	-	DNP	-	-	-	DNP	-	-	0.5-3	-	-	-	-
Dvon J-Thomas	0-1	0.5	-	-	-	-	-	-	-	-	-	-	-	-	0.5-1

TURNOVERS BY GAME

PENN STATE: 16 GAINED

TYPE	QTR	PLAYER	PLAYS/ YDS	1st DOWNS	RESULT
WEST VIRGINIA (3)					
FUM	1	Jaylen Reed (no force)	3/4	0	PUNT
FUM	4	Dani Dennis-Sutton (forced by Smith Vilbert)	7/14	1	MISSED FG
INT	4	Elliot Washington II	4/22	1	HALF
BOWLING GREEN (2)					
INT	4	Tony Rojas	3/4	0	PUNT
INT	4	Zakee Wheatley	1/41	0	TD
KENT STATE (0)					
-	-	-	-	-	-
ILLINOIS (2)					
INT	4	AJ Harris	8/41	3	TD
FUM	4	Smith Vilbert (forced by Abdul Carter)	1/-2	0	HALF
UCLA (0)					
-	-	-	-	-	-
USC (1)					
INT	4	Jaylen Reed	2/6	0	INT
WISCONSIN (1)					
INT*	3	Jaylen Reed	-/19	0	RET TD
OHIO STATE (2)					
INT*	1	Zion Tracy	-/31	0	RET TD
FUM	2	TEAM (forced by Zakee Wheatley)	6/30	2	PUNT
WASHINGTON (1)					
INT	2	Jaylen Reed	8/58	2	TD
PURDUE (0)					
-	-	-	-	-	-
MINNESOTA (1)					
FUM	4	Zakee Wheatley (no force)	7/26	2	FG
MARYLAND (3)					
INT	2	Audavion Collins	6/46	2	TD
INT	2	Tony Rojas	10/55	4	FGA
INT	4	Dejuan Lane	4/13	0	TD
OREGON (0)					
-	-	-	-	-	-

OPPONENT: 11 GAINED

TYPE	QTR	PLAYER	PLAYS/ YDS	1st DOWNS	RESULT
WEST VIRGINIA (1)					
FUM	1	TJ Jackson (no force)	1/-19	0	FUM
BOWLING GREEN (1)					
INT	3	Jacorey Benjamin	6/16	1	PUNT
KENT STATE (1)					
INT	1	Kameron Olds	4/13	1	PUNT
ILLINOIS (0)					
-	-	-	-	-	-
UCLA (0)					
-	-	-	-	-	-
USC (3)					
INT	2	Desman Stephens II	4/-2	0	FG
INT	3	Easton Mascarenas-Arnold	4/2	0	FG
INT	4	Duce Robinson	-	-	HALF
WISCONSIN (0)					
-	-	-	-	-	-
OHIO STATE (1)					
INT	2	Davison Igbinosun	1/-2	0	HALF
WASHINGTON (1)					
FUM	3	Jordan Shaw (forced by Carson Bruener)	8/28	1	FG
PURDUE (0)					
-	-	-	-	-	-
MINNESOTA (0)					
-	-	-	-	-	-
MARYLAND (1)					
FUM	1	Tommy Akingbesote (forced by Akingbesote)	1/25	0	TD
OREGON (2)					
INT	2	Dontae Manning	1/1	0	TD
INT	4	Nikko Reed	5/13	1	HALF

TURNOVERS BY PLAYER

FUMBLES

Player	No-Lost	WVU	BGSU	KentSt	Illini	UCLA	USC	Wisc	OSU	UW	Purdue	MINN	MD	Oregon
Beau Pribula	3-0	-	-	-	-	-	-	1-0	-	-	-	-	2-0	-
Drew Allar	2-2	-	-	-	-	-	-	1-1	-	1-1	-	-	-	-
Kaden Saunders	1-0	-	1-0	-	-	DNP	DNP	DNP	DNP	DNP	DNP	DNP	DNP	DNP
Nicholas Singleton	1-1	-	-	-	-	DNP	-	-	-	-	-	-	1-1	-
Kaytron Allen	1-0	-	-	-	-	-	-	-	-	-	-	-	1-0	-
Tyler Warren	1-0	-	-	-	-	-	-	-	-	-	-	-	-	1-0
Jake Spencer	1-0	-	DNP	1-0	DNP	-	DNP	DNP	DNP	DNP	DNP	DNP	DNP	DNP

FORCED FUMBLES

Player	Number	WVU	BGSU	KentSt	Illini	UCLA	USC	Wisc	OSU	UW	Purdue	MINN	MD	Oregon
Abdul Carter	2	-	-	-	1	-	-	-	-	1	-	-	-	-
Smith Vilbert	2	1	-	-	-	-	-	-	-	-	-	-	-	1
Jaylen Reed	1	-	-	-	-	1	-	-	-	-	-	-	-	-
Kevin Winston	1	1	-	DNP	DNP	DNP	DNP	-	DNP	DNP	DNP	DNP	DNP	DNP
Zakee Wheatley	1	-	-	-	-	-	-	-	1	-	-	-	-	-
Dani Dennis-Sutton	1	-	-	1	-	-	-	-	-	-	-	-	-	-

FUMBLES RECOVERED

Player	Number	WVU	BGSU	KentSt	Illini	UCLA	USC	Wisc	OSU	UW	Purdue	MINN	MD	Oregon
Jaylen Reed	1	1	-	-	-	-	-	-	-	-	-	-	-	-
Zakee Wheatley	1	-	-	-	-	-	-	-	-	-	-	1	-	-
Dani Dennis-Sutton	1	1	-	-	-	-	-	-	-	-	-	-	-	-
Smith Vilbert	1	-	-	-	1	-	-	-	-	-	-	-	-	-

INTERCEPTIONS

Player	Total	at WVU	BG	KSU	ILL	UCLA	at USC	at WIS	OSU	WASH	at PUR	at MINN	UMD	UO
Audavion Collins	1	-	-	-	-	-	-	-	-	-	-	-	1	-
Dominic DeLuca	1	-	-	-	-	-	-	-	-	-	-	1	-	-
AJ Harris	1	-	-	-	1	-	-	-	-	-	-	-	-	-
Dejuan Lane	1	-	-	-	-	-	-	-	-	-	-	-	1	-
Jaylen Reed	1	-	-	-	-	-	1	1	-	1	-	-	-	-
Tony Rojas	2	-	1	-	-	-	-	-	-	-	-	-	1	-
Zion Tracy	1	-	-	-	-	-	-	-	1	-	-	-	-	-
Elliot Washington II	1	1	-	-	-	-	-	-	-	-	-	-	-	-
Zakee Wheatley	1	-	1	-	-	-	-	-	-	-	-	-	-	-

INTERCEPTIONS THROWN

Player	Total	at WVU	BG	KSU	ILL	UCLA	at USC	at WIS	OSU	WASH	at PUR	at MINN	UMD	UO
Drew Allar	5	-	1	-	-	-	3	-	1	-	-	-	-	2
Beau Pribula	1	-	-	1	-	-	-	-	-	-	-	-	-	-

SCORING BREAKDOWN

PENN STATE DRIVES

Totals: 68 scoring drives (54 TD, 14 FG)

Special Teams/Defensive Touchdowns:

19-yard INT return by Jaylen Reed

31-yard INT return by Zion Tracy

LONGEST DRIVES BY:

Plays: 16 2x, Last: vs. Washington (11/9)
14 3x, Last: vs. Washington (11/9)

Yards: 97 vs. Oregon (12/7)
93 at Purdue (11/16)

Time: 8:39 Washington (11/9)
8:36 UCLA (10/5)

OPPONENT DRIVES

Totals: 41 scoring drives (22 TD, 19 FG)

Special Teams/Defensive Touchdowns:

LONGEST DRIVES BY:

Plays: 16 UCLA (10/5)
15 Washington (11/9)

Yards: 89 at USC (10/12)
84 vs. Oregon (12/7)

Time: 7:56 UCLA (10/5)
7:23 Washington (11/9)

LONG PLAY BREAKDOWN

BY YARDAGE

OFFENSE (63)

Yards	Type	Player(s)	Opponent
78	Run	Smith, Corey	Washington
59*	Pass	Evans, Omari from Allar, Drew	Kent State
57	Pass	Clifford, Liam from Allar, Drew	UCLA
55	Pass	Evans, Omari from Allar, Drew	at West Virginia
50*	Pass	Wallace III, Harrison from Allar, Drew	at West Virginia
49*	Run	Pribula, Beau	at Purdue
48*	Run	Warren, Tyler	at Purdue
46*	Pass	Wallace III, Harrison from Allar, Drew	at Purdue
45*	Pass	Evans, Omari from Allar, Drew	at Minnesota
42	Pass	Clifford, Liam from Allar, Drew	Kent State
41	Run	Singleton, Nicholas	vs. Oregon
41*	Run	Singleton, Nicholas	Bowling Green
40*	Run	Singleton, Nicholas	at West Virginia
40	Run	Singleton, Nicholas	at West Virginia
39	Pass	Fleming, Julian from Allar, Drew	Kent State
38	Pass	Warren, Tyler from Allar, Drew	at Purdue
38	Pass	Evans, Omari from Allar, Drew	Kent State
34	Pass	Warren, Tyler from Allar, Drew	at USC
33	Run	Warren, Tyler	Ohio State
32	Run	Allen, Kaytron	vs. Oregon
32*	Pass	Warren, Tyler from Allar, Drew	at USC
31	Pass	Warren, Tyler from Allar, Drew	Ohio State
30	Pass	Warren, Tyler from Allar, Drew	Bowling Green
29	Run	Warren, Tyler	Maryland
29	Pass	Warren, Tyler from Allar, Drew	Bowling Green
29*	Pass	Evans, Omari from Allar, Drew	Bowling Green
28	Pass	Warren, Tyler from Allar, Drew	at Minnesota
28	Pass	Wallace III, Harrison from Allar, Drew	Washington
27	Pass	Warren, Tyler from Allar, Drew	at Purdue
27	Pass	Singleton, Nicholas from Allar, Drew	at Wisconsin
26	Run	Allen, Kaytron	vs. Oregon
26	Pass	Clifford, Liam from Allar, Drew	UCLA
26	Run	Allen, Kaytron	Bowling Green
26	Run	Allen, Kaytron	Bowling Green
25	Pass	Wallace III, Harrison from Allar, Drew	at USC
25	Pass	Wallace III, Harrison from Allar, Drew	UCLA
24	Run	Allen, Kaytron	vs. Oregon
24	Pass	Evans, Omari from Allar, Drew	Maryland
24*	Pass	Reynolds, Luke from Pribula, Beau	at Purdue
24	Pass	Wallace III, Harrison from Allar, Drew	Ohio State
24*	Run	Allen, Kaytron	at Wisconsin
24	Pass	Clifford, Liam from Allar, Drew	UCLA
24	Run	Singleton, Nicholas	Bowling Green
23	Pass	Dinkins, Khalil from Allar, Drew	Maryland
23	Pass	Clifford, Liam from Pribula, Beau	at Wisconsin
23	Pass	Warren, Tyler from Allar, Drew	Bowling Green
22	Run	Allar, Drew	vs. Oregon
22*	Pass	Evans, Omari from Allar, Drew	vs. Oregon
22*	Pass	Singleton, Nicholas from Allar, Drew	vs. Oregon
22	Pass	Warren, Tyler from Allar, Drew	Bowling Green
21	Pass	Reynolds, Luke from Pribula, Beau	at Purdue
21	Pass	Warren, Tyler from Allar, Drew	Washington
21	Pass	Wallace III, Harrison from Allar, Drew	Ohio State
21	Pass	Warren, Tyler from Allar, Drew	at USC
21	Pass	Warren, Tyler from Allar, Drew	at USC
21	Pass	Fleming, Julian from Allar, Drew	Kent State
20	Pass	Warren, Tyler from Allar, Drew	Maryland
20	Pass	Allen, Kaytron from Allar, Drew	at Purdue
20	Pass	Clifford, Liam from Allar, Drew	Washington
20	Pass	Wallace III, Harrison from Allar, Drew	Washington
20	Pass	Warren, Tyler from Allar, Drew	at USC
20	Pass	Wallace III, Harrison from Allar, Drew	Illinois
20*	Pass	Allen, Kaytron from Allar, Drew	at West Virginia

DEFENSE (5)

Yards	Type	Player(s)	Opponent
54	INT	Lane, Dejuan	Maryland
31*	INT	Tracy, Zion	Ohio State
29	INT	DeLuca, Dominic	at Minnesota
22*	INT	Reed, Jaylen	at USC
20	INT	Harris, A.J.	Illinois

SPECIAL TEAMS (9)

Yards	Type	Player(s)	Opponent
66	KR	Singleton, Nicholas	Maryland
32	Run	Reynolds, Luke (on fake punt)	at Minnesota
27	KR	Martin Jr., Quinton	UCLA
25	KR	Singleton, Nicholas	Ohio State
23	KR	Singleton, Nicholas	Ohio State
23	PR	Saunders, Kaden	Kent State
22	KR	Singleton, Nicholas	at USC
20	KR	Singleton, Nicholas	Illinois
20	KR	Singleton, Nicholas	at West Virginia

* - touchdown scored on play

LONG PLAY BREAKDOWN

LONG PLAYS BY THE NUMBERS

BY YARDAGE			BY TYPE		
Yards	No.	TD	Type	No.	TD
100+	0	0	Rushing	18	5
90-99	0	0	Passing	46	10
80-89	0	0	Punt returns	1	0
70-79	1	0	Kick returns	7	0
60-69	1	0	Interception Returns	5	1
50-59	5	2	Fumble returns	0	0
40-49	9	6	Other	0	0
30-39	11	2	TOTAL	77	16
20-29	50	6			

20+ YARD PLAYS BY PLAYER

Player	No.	TD	R	P	KR	PR	IR	FR
Allar, Drew	1	-	1	-	-	-	-	-
Allen, Kaytron	8	2	6	2	-	-	-	-
Clifford, Liam	6	-	-	6	-	-	-	-
DeLuca, Dominic	1	-	-	-	-	-	1	-
Dinkins, Khalil	1	-	-	1	-	-	-	-
Evans, Omari	7	4	-	7	-	-	-	-
Fleming, Julian	2	-	-	2	-	-	-	-
Harris, A.J.	1	-	-	-	-	-	1	-
Lane, Dejuan	1	-	-	-	-	-	1	-
Martin Jr., Quinton	1	-	-	-	1	-	-	-
Pribula, Beau	1	1	1	-	-	-	-	-
Reed, Jaylen	1	-	-	-	-	-	1	-
Reynolds, Luke	3	1	1	2	-	-	-	-
Saunders, Kaden	1	-	-	-	-	1	-	-
Singleton, Nicholas	13	3	5	2	6	-	-	-
Smith, Corey	1	-	1	-	-	-	-	-
Tracy, Zion	1	1	-	-	-	-	1	-
Wallace III, Harrison	9	2	-	9	-	-	-	-
Warren, Tyler	18	2	3	15	-	-	-	-
TOTAL	77	16	18	46	7	1	5	-

LONGEST PLAYS OF THE YEAR

Rushing		
78	Smith, Corey	Washington (11/9)
Rushing Touchdown		
49*	Pribula, Beau	at Purdue (11/16)
Passing		
59*	Evans, Omari from Allar, Drew	Kent State (9/21)
Passing Touchdown		
59*	Evans, Omari from Allar, Drew	Kent State (9/21)
Kick Return		
66	Singleton, Nicholas	Maryland (11/30)
Punt Return		
23	Saunders, Kaden	Kent State (9/21)
Interception Return		
54	Lane, Dejuan	Maryland (11/30)
Fumble Return		
9	Vilbert, Smith (forced by Carter, Abdul)	Illinois (9/28)
Punt		
56	Thompson, Riley	Bowling Green (9/7)
Field Goal		
49	Barker, Ryan	Maryland (11/30)

* - touchdown scored on play

PENN STATE [77 PLAYS]

Play	#	Long	Play	Opponent
Passing	46	59*	Evans, Omari from Allar, Drew	Kent State
Rushing	18	78	Smith, Corey	Washington
Kick Return	7	66	Singleton, Nicholas	Maryland
Punt Return	1	23	Saunders, Kaden	Kent State
Int. Return	4	54	Lane, Dejuan	Maryland

OPPONENTS [55 PLAYS]

Play	#	Long	Play	Opponent
Passing	37	53	Harden, T.J. from Martin, Justyn	UCLA
Rushing	11	75*	Joyner, Quinten	at USC
Kick Return	8	35	Martin, DaShawn	Kent State
Int. Return	2	32	Stephens II, Desman	at USC

* - touchdown scored on play

OFFENSIVE STARTERS

OPPONENT	LT	LG	C	RG	RT	TE	QB	RB	WR	WR	WR/TE/RB
at West Virginia	Shelton	Ioane	Dawkins	Wormley	Donkoh	Warren	Allar	Singleton	Wallace III	Clifford	Rapleyea (TE)
Bowling Green	Shelton	Ioane	Dawkins	Wormley	Donkoh	Warren	Allar	Singleton	Wallace III	Evans	Reynolds (TE)
Kent State	Shelton	Ioane	Dawkins	Wormley	Donkoh	Warren	Allar	Allen	Wallace III	Clifford	Fleming (WR)
Illinois	Shelton	Ioane	Dawkins	Wormley	Donkoh	Warren	Allar	Singleton	Wallace III	Clifford	Reynolds (TE)
UCLA	Shelton	Ioane	Dawkins	Wormley	Donkoh	Warren	Allar	Allen	Wallace III	Evans	Dinkins (TE)
at USC	Shelton	Ioane	Dawkins	Wormley	Donkoh	Warren	Allar	Singleton	Wallace III	Clifford	Dinkins (TE)
at Wisconsin	Shelton	Ioane	Dawkins	Wormley	Donkoh	Warren	Allar	Allen	Wallace III	Clifford	Reynolds (TE)
Ohio State	Shelton	Ioane	Dawkins	Wormley	Rucci	Warren	Allar	Singleton	Wallace III	Clifford	Dinkins (TE)
Washington	Shelton	Ioane	Dawkins	Wormley	Donkoh	Warren	Allar	Singleton	Wallace III	Clifford	Allen (RB)
at Purdue	Shelton	Ioane	Dawkins	Wormley	Donkoh	Warren	Allar	Allen	Wallace III	Evans	Dinkins (TE)
at Minnesota	Shelton	Ioane	Dawkins	Wormley	Donkoh	Warren	Allar	Singleton	Wallace III	Clifford	Evans (WR)
Maryland	Shelton	Ioane	Dawkins	Wormley	Rucci	Warren	Allar	Singleton	Evans	Fleming	Dinkins (TE)
vs. Oregon	Shelton	Ioane	Dawkins	Wormley	Rucci	Warren	Allar	Singleton	Wallace III	Evans	Clifford (WR)

DEFENSIVE STARTERS

OPPONENT	DE	DT	DT	DE	LB	LB	LB/DB	CB	S	S	CB
at West Virginia	Carter	J-Thomas	Durant	Dennis-Sutton	Rojas	King	Wheatley (S)	Harris	Winston Jr.	Reed	Kimber
Bowling Green	Carter	J-Thomas	Durant	Dennis-Sutton	Rojas	King	Wheatley (S)	Harris	Winston Jr.	Reed	Miller
Kent State	Carter	J-Thomas	Durant	Dennis-Sutton	Rojas	King	Miller (CB)	Washington II	Wheatley	Reed	Kimber
Illinois	Carter	J-Thomas	Durant	Dennis-Sutton	Rojas	King	Nelson (LB)	Harris	Wheatley	Reed	Kimber
UCLA	Carter	J-Thomas	Durant	Dennis-Sutton	Rojas	King	DeLuca (LB)	Harris	Wheatley	Reed	Kimber
at USC	Carter	J-Thomas	Durant	Dennis-Sutton	Rojas	King	Miller (CB)	Harris	Wheatley	Reed	Kimber
at Wisconsin	Carter	J-Thomas	Durant	Dennis-Sutton	Rojas	King	Miller (CB)	Harris	Wheatley	Reed	Kimber
Ohio State	Carter	J-Thomas	Durant	Vanover	Rojas	King	DeLuca (LB)	Harris	Wheatley	Reed	Kimber
Washington	Carter	J-Thomas	Durant	Vanover	Rojas	King	DeLuca (LB)	Harris	Wheatley	Reed	Kimber
at Purdue	Carter	J-Thomas	Durant	Dennis-Sutton	Rojas	King	Tracy (DB)	Harris	Wheatley	Reed	Kimber
at Minnesota	Carter	J-Thomas	Durant	Dennis-Sutton	Rojas	King	DeLuca (LB)	Harris	Wheatley	Reed	Kimber
Maryland	Carter	J-Thomas	Durant	Dennis-Sutton	Rojas	King	Tracy (DB)	Harris	Wheatley	Reed	Kimber
vs. Oregon	Carter	J-Thomas	Durant	Dennis-Sutton	Rojas	King	DeLuca (LB)	Harris	Wheatley	Reed	Kimber

CAREER STARTS

Player	'20	'21	'22	'23	'24	Total
Wormley, Sal (OL)	-	-	12	12	13	37
Carter, Abdul (LB/DE)	-	-	6	12	13	31
Warren, Tyler (TE)	-	-	3	11	13	27
Allar, Drew (QB)	-	-	-	12	13	25
Ford Jr., Alonzo (DT)	-	13*	12*	-	-	25
Reed, Jaylen (S)	-	-	-	12	13	25
Durant, Zane (DT)	-	-	-	11	13	24
Fleming, Julian (WR)	-	1^	9^	11^	2	23
Kimber, Jalen (CB)	-	-	-	11 %	12	23
King, Kobe (LB)	-	-	-	10	13	23
Singleton, Nicholas (RB)	-	-	7	6	9	22
J-Thomas, Dvon (DT)	-	1	-	7	13	21
Beamon, Hakeem (DT)	-	-	11	6	-	17
Ioane, Vega (OL)	-	-	-	4	13	17
Shelton, Drew (OL)	-	-	4	-	13	17
Wallace III, Harrison (WR)	-	-	-	5	12	17
Allen, Kaytron	-	-	3	6	5	14
Winston Jr., Kevin (S)	-	-	-	12	2	14
Dawkins, Nick (OL)	-	-	-	-	13	13
Dennis-Sutton, Dani (DE)	-	-	-	2	11	13
Rojas, Tony (LB)	-	-	-	-	13	13
Wheatley, Zakee (S)	-	-	-	-	13	13

Player	'20	'21	'22	'23	'24	Total
Eldson, Tyler (LB)	-	-	12	-	-	12
Harris, A.J. (CB)	-	-	-	-	12	12
Clifford, Liam (WR)	-	-	-	1	9	10
Donkoh, Anthony (OL)	-	-	-	-	10	10
Nelson, JB (OL)	-	-	-	8	-	8
Izzard, Coziah (DT)	-	7	-	-	-	7
Dinkins, Khalil (TE)	-	-	-	-	5	5
Evans, Omari (WR)	-	-	-	-	6	6
DeLuca, Dominic (LB)	-	-	-	-	5	5
Miller, Cam (CB)	-	-	-	-	4	4
Carlan, Mason (OL)	-	-	-	3 #	-	3
Reynolds, Luke (TE)	-	-	-	-	3	3
Rucci, Nolan (OL)	-	-	-	-	3	3
Tracy, Zion (CB)	-	-	-	-	2	2
Vanover, Amin (DE)	-	-	-	-	2	2
Nelson, DaKaari (LB)	-	-	-	-	1	1
Rapleyea, Andrew (TE)	-	-	-	-	1	1
Vilbert,Smith (DE)	-	1	-	-	-	1
Washington II, Elliot (CB)	-	-	-	-	1	1

* Old Dominion ^ Ohio State % Florida # Air Force

90 2024 PENN STATE FOOTBALL

PARTICIPATION CHART

		GP/GS	at WVU	BG	KSU	ILL	UCLA	at USC	at WIS	OSU	WASH	at PUR	at MINN	UMD	UO	SMU
0	Dominic DeLuca	12/5	XXX	XXX	XXX	-	START	XXX	XXX	START	START	XXX	START	XXX	START	-
1	Reed, Jaylen	13/13	START	START	START	START	START	START	START	START	START	START	START	START	START	-
2	Clifford, Liam	13/9	START	XXX	START	START	XXX	START	START	START	START	XXX	START	XXX	START	-
2	Winston Jr., Kevin	2/2	START	START	-	-	-	-	-	-	-	-	-	-	-	-
3	Fleming, Julian	13/2	XXX	XXX	START	XXX	XXX	XXX	XXX	XXX	XXX	XXX	XXX	START	XXX	-
3	Kimber, Jalen	13/12	START	XXX	START	XXX	START	START	START	START	START	START	START	START	START	-
4	Harris, A.J.	13/12	START	START	XXX	XXX	START	START	START	START	START	START	START	START	START	-
4	Denmark, Tyseer	3/0	-	-	XXX	-	-	-	-	-	-	XXX	-	XXX	-	-
5	Miller, Cam	13/4	XXX	START	START	XXX	XXX	START	START	XXX	XXX	XXX	XXX	XXX	XXX	-
5	Evans, Omari	13/6	XXX	START	XXX	XXX	START	XXX	XXX	XXX	XXX	START	START	START	START	-
6	Wheatley, Zakee	13/13	START	START	START	START	START	START	START	START	START	START	START	START	START	-
6	Wallace III, Harrison	13/12	START	START	START	START	START	START	START	START	START	START	START	START	XXX	-
7	Saunders, Kaden	4/0	XXX	XXX	XXX	XXX	-	-	-	-	-	-	-	-	-	-
7	Tracy, Zion	13/2	XXX	XXX	XXX	XXX	XXX	XXX	XXX	XXX	XXX	START	XXX	START	XXX	-
8	Nelson, DaKaari	12/1	XXX	XXX	XXX	START	XXX	XXX	XXX	XXX	XXX	XXX	XXX	XXX	-	-
9	Pribula, Beau	13/0	XXX	XXX	XXX	XXX	XXX	XXX	XXX	XXX	XXX	XXX	XXX	XXX	XXX	-
9	Washington II, Elliot	11/1	XXX	XXX	START	XXX	XXX	XXX	XXX	XXX	XXX	XXX	-	-	XXX	-
10	Singleton, Nicholas	12/9	START	START	XXX	START	-	START	XXX	START	START	XXX	START	START	START	-
10	Lane, Dejuan	13/0	XXX	XXX	XXX	XXX	XXX	XXX	XXX	XXX	XXX	XXX	XXX	XXX	XXX	-
11	Carter, Abdul	13/13	START	START	START	START	START	START	START	START	START	START	START	START	START	-
11	Johnson, Tyler	9/0	XXX	XXX	XXX	-	XXX	-	XXX	-	XXX	XXX	XXX	XXX	-	-
12	Ivey, Anthony	11/0	XXX	-	XXX	-	XXX	XXX	XXX	XXX	XXX	XXX	XXX	XXX	XXX	-
12	Mitchell, Jon	3/0	-	-	XXX	-	-	-	-	-	-	XXX	-	XXX	-	-
13	Allen, Kaytron	13/5	XXX	XXX	START	START	START	XXX	START	XXX	START	START	XXX	XXX	XXX	-
13	Rojas, Tony	13/13	START	START	START	START	START	START	START	START	START	START	START	START	START	-
14	Millis, Tyrece	12/0	XXX	XXX	XXX	XXX	-	XXX	XXX	XXX	XXX	XXX	XXX	XXX	XXX	-
15	Vanover, Amin	13/2	XXX	XXX	XXX	XXX	XXX	XXX	XXX	START	START	XXX	XXX	XXX	XXX	-
15	Allar, Drew	13/13	START	START	START	START	START	START	START	START	START	START	START	START	START	-
16	Dinkins, Khalil	12/5	-	XXX	XXX	XXX	START	START	XXX	START	XXX	START	XXX	START	START	-
17	Woseley, Kenny	4/0	-	-	XXX	-	-	-	-	-	XXX	XXX	-	XXX	-	-
18	Schlaffer, Joey	2/0	XXX	-	XXX	-	-	-	-	-	-	-	-	-	-	-
18	Granville, Max	2/0	-	-	XXX	-	-	-	-	-	-	-	-	XXX	-	-
21	Toure, Vaboue	4/0	-	-	XXX	-	XXX	-	-	-	-	-	-	XXX	XXX	-
23	Belgrave-Shorter, Antoine	4/0	-	-	XXX	-	-	-	-	-	-	XXX	XXX	XXX	-	-
24	Robinson, Ta'Mere	11/0	XXX	-	XXX	XXX	XXX	-	XXX	XXX	XXX	XXX	XXX	XXX	XXX	-
24	Smith, Corey	3/0	-	-	-	-	-	-	-	-	XXX	XXX	-	XXX	-	-
25	Martin, Quinton	5/0	-	-	XXX	-	XXX	XXX	-	-	-	-	-	XXX	XXX	-
26	Wallace, Cam	3/0	XXX	XXX	XXX	-	-	-	-	-	-	-	-	-	-	-
27	Payne, Lamont	1/0	-	-	XXX	-	-	-	-	-	-	-	-	-	-	-
28	Durant, Zane	13/13	START	START	START	START	START	START	START	START	START	START	START	START	START	-
29	Collins, Audavon	13/0	XXX	XXX	XXX	XXX	XXX	XXX	XXX	XXX	XXX	XXX	XXX	XXX	XXX	-
30	Davis, Amiel	1/0	-	-	XXX	-	-	-	-	-	-	-	-	-	-	-
31	Dinkins, Kolin	12/0	XXX	XXX	XXX	XXX	XXX	XXX	XXX	XXX	XXX	XXX	-	XXX	XXX	-
33	Dennis-Sutton, Dani	13/11	START	START	START	START	START	START	START	XXX	XXX	START	START	START	START	-
34	Holzworth, Tyler	9/0	-	-	XXX	-	XXX	-	XXX	XXX	XXX	XXX	XXX	XXX	XXX	-
35	Sokach-Minnick, Blaise	1/0	-	-	XXX	-	-	-	-	-	-	-	-	-	-	-
38	Yates, Winston	1/0	-	-	XXX	-	-	-	-	-	-	-	-	-	-	-
39	Blanding, Ty	5/0	XXX	-	XXX	-	-	-	-	-	XXX	XXX	-	XXX	-	-
40	Specia, Anthony	5/0	-	-	XXX	-	-	-	-	-	XXX	XXX	-	XXX	XXX	-
41	King, Kobe	13/13	START	START	START	START	START	START	START	START	START	START	START	START	START	-
43	Eldson, Tyler	13/0	XXX	XXX	XXX	XXX	XXX	XXX	XXX	XXX	XXX	XXX	XXX	XXX	XXX	-
44	Warren, Tyler	13/13	START	START	START	START	START	START	START	START	START	START	START	START	START	-
44	Harvey, Jaylen	3/0	-	-	XXX	-	-	-	-	-	-	XXX	-	XXX	-	-
45	Pryts, Jackson	1/0	-	-	XXX	-	-	-	-	-	-	-	-	-	-	-
48	Duzansky, Tyler	13/0	XXX	XXX	XXX	XXX	XXX	XXX	XXX	XXX	XXX	XXX	XXX	XXX	XXX	-
49	Chizmar, Ben	1/0	-	-	XXX	-	-	-	-	-	-	-	-	-	-	-
50	Ford Jr., Alonzo	11/0	XXX	XXX	XXX	XXX	XXX	XXX	XXX	XXX	XXX	XXX	XXX	-	-	-
50	Cousins, Cooper	13/0	XXX	XXX	XXX	XXX	XXX	XXX	XXX	XXX	XXX	XXX	XXX	XXX	XXX	-
51	Beamons, Hakeem	8/0	XXX	XXX	XXX	XXX	XXX	XXX	XXX	XXX	-	-	-	-	-	-
52	Rulli, Dominic	13/0	XXX	XXX	XXX	XXX	XXX	XXX	XXX	XXX	XXX	XXX	XXX	XXX	XXX	-
53	Dawkins, Nick	13/13	START	START	START	START	START	START	START	START	START	START	START	START	START	-
54	Gilliam, Xavier	3/0	-	-	XXX	-	-	-	-	-	-	XXX	-	XXX	-	-
55	Onoh, Chimdy	3/0	-	-	XXX	-	-	-	-	-	-	-	-	XXX	XXX	-
56	Nelson, JB	13/0	XXX	XXX	XXX	XXX	XXX	XXX	XXX	XXX	XXX	XXX	XXX	XXX	XXX	-
56	Mupoyi, Joseph	2/0	-	-	XXX	-	-	-	-	-	XXX	-	-	-	-	-
58	Artis, Kaleb	11/0	XXX	XXX	XXX	XXX	XXX	XXX	XXX	XXX	XXX	XXX	XXX	-	-	-
63	Birchmeier, Alex	13/0	XXX	XXX	XXX	XXX	XXX	XXX	XXX	XXX	XXX	XXX	XXX	XXX	XXX	-
64	Boyer, Eagan	3/0	-	-	XXX	-	-	-	-	-	-	XXX	-	XXX	-	-
66	Shelton, Drew	13/13	START	START	START	START	START	START	START	START	START	START	START	START	START	-
68	Donkoh, Anthony	11/10	START	START	START	START	START	START	START	XXX	START	START	START	-	-	-
71	Ioane, Olaivavega	13/13	START	START	START	START	START	START	START	START	START	START	START	START	START	-
72	Rucci, Nolan	13/3	XXX	XXX	XXX	XXX	XXX	XXX	XXX	START	XXX	XXX	XXX	START	START	-
74	Williams, J'ven	13/0	XXX	XXX	XXX	XXX	XXX	XXX	XXX	XXX	XXX	XXX	XXX	XXX	XXX	-
77	Wormley, Sal	13/13	START	START	START	START	START	START	START	START	START	START	START	START	START	-
80	Flowers, Mehki	7/0	XXX	XXX	-	XXX	XXX	XXX	-	XXX	XXX	-	-	-	-	-
82	Black, Ethan	2/0	-	-	-	-	-	-	-	-	XXX	-	-	XXX	-	-
83	Spencer, Jake	3/0	XXX	-	XXX	-	XXX	-	-	-	-	-	-	-	-	-
85	Reynolds, Luke	13/3	XXX	START	XXX	START	XXX	XXX	START	XXX	XXX	XXX	XXX	XXX	XXX	-
87	Rapplelea, Andrew	1/1	START	-	-	-	-	-	-	-	-	-	-	-	-	-
88	Cross, Jerry	2/0	-	-	XXX	-	-	-	-	-	-	-	-	XXX	-	-
89	Furmanek, Finn	1/0	-	-	-	-	-	-	-	-	-	XXX	-	-	-	-
91	J-Thomas, Dvon	13/13	START	START	START	START	START	START	START	START	START	START	START	START	START	-
92	Vilbert, Smith	13/0	XXX	XXX	XXX	XXX	XXX	XXX	XXX	XXX	XXX	XXX	XXX	XXX	XXX	-
93	Sahaydak, Sander	4/0	XXX	XXX	XXX	XXX	-	-	-	-	-	-	-	-	-	-
94	Barker, Ryan	11/0	-	-	XXX	XXX	XXX	XXX	XXX	XXX	XXX	XXX	XXX	XXX	XXX	-
94	Cook, DeAndre	1/0	-	-	-	-	-	-	-	-	-	-	-	XXX	-	-
95	Thompson, Riley	13/0	XXX	XXX	XXX	XXX	XXX	XXX	XXX	XXX	XXX	XXX	XXX	XXX	XXX	-
95	Mayer, Jordan	12/0	XXX	XXX	XXX	XXX	XXX	-	XXX	XXX	XXX	XXX	XXX	XXX	XXX	-
99	Izzard, Coziah	12/0	XXX	XXX	XXX	XXX	XXX	XXX	XXX	XXX	-	XXX	XXX	XXX	XXX	-
99	Nwosu, Gabriel	13/0	XXX	XXX	XXX	XXX	XXX	XXX	XXX	XXX	XXX	XXX	XXX	XXX	XXX	-

THE LAST TIME...

PENN STATE

100+ Yards Rushing:	Kaytron Allen (124) & Nicholas Singleton (105) vs. Oregon, 2024
150+ Yards Rushing:	202, Journey Brown vs. Memphis, 2019 ~
200+ Yards Rushing:	202, Journey Brown vs. Memphis, 2019 ~
300+ Yards Rushing:	327, Larry Johnson at Indiana, 2002
30-34 Rushing Attempts:	33, Saquon Barkley at Indiana, 2016
35+ Rushing Attempts:	35, Zach Zwinak vs. Nebraska, 2013
Three Touchdowns Rushing:	Nicholas Singleton vs. Delaware, 2023
Four Touchdowns Rushing:	Saquon Barkley at Pittsburgh, 2016
Five Touchdowns Rushing:	Ki-Jana Carter vs. Michigan State, 1994
60+ Yard Run:	78, Corey Smith vs. Washington, 2024
70+ Yard Run:	78, Corey Smith vs. Washington, 2024
80+ Yard Run:	87, Nicholas Singleton vs. Utah, 2022 ^
90+ Yard Run:	92, Saquon Barkley vs. Washington, 2017 @
Two Players Rush For 100 Yards:	Kaytron Allen (124) & Nicholas Singleton (105) vs. Oregon, 2024
QB/RB Rush For 100 Yards:	Will Levis (108) & Journey Brown (103) vs. Rutgers, 2019
Four Rushing TD in One Quarter:	vs. UMass, (2nd; Belton [2], Zwinak [2]) 2014
300+ Yards Passing:	391, Drew Allar at USC, 2024
350+ Yards Passing:	391, Drew Allar at USC, 2024
400+ Yards Passing:	401, Sean Clifford vs. Villanova, 2021
20-24 Pass Completions:	20, Drew Allar vs. Oregon, 2024
25-29 Pass Completions:	25, Drew Allar at Maryland, 2023
30-34 Pass Completions:	30, Drew Allar at USC, 2024
35+ Pass Completions:	37, Sean Clifford at Purdue, 2022
30-39 Pass Attempts:	39, Drew Allar vs. Oregon, 2024
40-49 Pass Attempts:	43, Drew Allar at USC, 2024
50+ Pass Attempts:	52, Sean Clifford at Ohio State, 2021
Four Touchdown Passes:	Drew Allar at Maryland, 2023
Five Touchdown Passes:	Rashard Casey vs. Louisiana Tech, 2000
Four Interceptions Thrown:	Zack Mills at Boston College, 2004
300+ Yards Total Offense:	423 (391 P, 32 R), Drew Allar at USC, 2024
350+ Yards Total Offense:	423 (391 P, 32 R), Drew Allar at USC, 2024
400+ Yards Total Offense:	423 (391 P, 32 R), Drew Allar at USC, 2024
450+ Yards Total Offense:	452 (398 P, 54 R), Sean Clifford at Maryland, 2019
100+ Yards Receiving:	102, Tyler Warren at Minnesota, 2024
150+ Yards Receiving:	224, Tyler Warren at USC, 2024
200+ Yards Receiving:	224, Tyler Warren at USC, 2024
Two Players w/ 100 Yards Receiving:	Jahan Dotson (127) & Parker Washington (108) at Ohio State, 2021
Two Players w/ 150 Yards Receiving:	Geno Lewis (173) & DaeSean Hamilton (165) vs. UCF, 2014 #
Back-to-Back 100 Yard Receiving Games:	Tyler Warren, (127 at Purdue; 102 at Minnesota), 2024
Three Straight 100-Yard Receiving Games:	Jahan Dotson, (108 vs. MSU; 189 at Illinois; 102 at Wisconsin), 2020-21
10+ Receptions:	17, Tyler Warren at USC, 2024
50+ Yard Reception:	57, Liam Clifford vs. UCLA, 2024
60+ Yard Reception:	75, Tyler Warren vs. Ole Miss, 2023 &
70+ Yard Reception:	75, Tyler Warren vs. Ole Miss, 2023 &
80+ Yard Reception:	88, KeAndre Lambert-Smith vs. Utah, 2022 ^
Three Touchdowns Receiving:	Jahan Dotson at Maryland, 2021
Four Touchdowns Receiving:	Bobby Engram vs. Minnesota, 1993
150+ All-Purpose Yards:	170 (87 Rush, 17 Rec, 66 Kick Return), Nicholas Singleton vs. Maryland, 2024
200+ All-Purpose Yards:	228 (224 Rec, 4 Rush), Tyler Warren at USC, 2024
250+ All-Purpose Yards:	254 (242 Rec, 12 PR), Jahan Dotson at Maryland, 2021
300+ All-Purpose Yards:	358 (211 Rush, 94 Rec, 53 KR), Saquon Barkley at Iowa, 2017 (SR)
Five Touchdowns Scored:	5 (4 rushing, 1 receiving), Saquon Barkley at Pittsburgh, 2016
Kickoff Return For Touchdown:	100, Nicholas Singleton at Rutgers, 2022
Rushing, Receiving & Kickoff Return TD in a game:	Derrick Williams vs. Illinois, 2008
100-Yard Kickoff Return:	100, Nicholas Singleton at Rutgers, 2022
Punt Return For Touchdown:	2x (56, 68), Daequan Hardy vs. UMass, 2023
80-Yard Punt Return:	81, Jahan Dotson vs. Michigan State, 2020
Zero Punts in a Game:	Washington, 2024
Multiple Interceptions:	2, Ji'Ayir Brown vs. Arkansas, 2022 \$
90-Yard Interception Return:	99, Michael Mauti at Illinois, 2012
Interception Return For Touchdown:	31, Zion Tracy vs. Ohio State, 2024
Five Interceptions in a Game (Team):	at Rutgers, 2014
Multiple Forced Fumbles:	3, Lamont Wade, at Ohio State, 2019
Multiple Fumble Recoveries:	2, Curtis Jacobs vs. Iowa, 2023
Fumble Return For Touchdown (Defense):	(2); 14 yards, Kobe King; 70 yards, Ji'Ayir Brown at Rutgers, 2022
Fumble Return For Touchdown (Special Teams):	14 yards, Nick Scott (forced by Irvin Charles) vs. Indiana, 2017
Blocked Field Goal:	Arnold Ebiketie vs. Indiana, 2021
Blocked Field Goal For Touchdown:	60 yards, Grant Haley (Marcus Allen block) vs. Ohio State, 2016
Blocked Extra Point:	Parker Cothren at Northwestern, 2015
Blocked Punt:	Dominic DeLuca vs. UMass, 2023
Two Blocked Punts:	Jonathan Sutherland vs. Idaho, 2019
Blocked Punt For Touchdown:	0 yards, Michael Yanchich (Mike Hull block) vs. Ohio State, 2012
Safety:	Team (Forced fumble rolled through end zone), vs. Indiana, 2023
Two-Point Conversion Attempt:	Tyler Warren (run failed) vs. Oregon, 2024
Two-Point Conversion:	Beau Pribula (pass completed to Nicholas Singleton) vs. Ole Miss, 2023 &
50-Yard Field Goal:	50, Alex Felkins vs. Indiana, 2023
Four Field Goals:	Ryan Barker at USC, 2024
Five Field Goals:	Collin Wagner vs. Temple, 2010

OPPONENT

100+ Yards Rushing:	111, Woody Marks, USC, 2024
150+ Yards Rushing:	(177) Donovan Edwards/(172) Blake Corum, Michigan, 2022
200+ Yards Rushing:	223, Chase Brown, Illinois, 2021
30-34 Rushing Attempts:	34, Quinshon Judkins, Ole Miss, 2023 &
35+ Rushing Attempts:	44, Mike Hart, Michigan, 2007 (OR)
Three Touchdowns Rushing:	Trevor Siemian, Northwestern, 2014
Four Touchdowns Rushing:	Montee Ball, Wisconsin, 2011
50+ Yard Run:	75, Quinten Joyner, USC, 2024
60+ Yard Run:	75, Quinten Joyner, USC, 2024
70+ Yard Run:	75, Quinten Joyner, USC, 2024
Two Players Rush For 100 Yards:	(177) Donovan Edwards/(172) Blake Corum, Michigan, 2022
300+ Yards Passing:	379, Jaxson Dart, Ole Miss, 2023 &
400+ Yards Passing:	400, Brian Lewerke, Michigan State, 2017
500+ Yards Passing:	532, Case Keenum, Houston, 2011 (OR) *
25-29 Pass Completions:	25, Connor Bazelak, Bowling Green, 2024
30-44 Pass Completions:	30, Aidan O'Connell, at Purdue, 2022
45+ Pass Completions:	45, Case Keenum, Houston, 2011 (OR) *
30-39 Pass Attempts:	32, Dillon Gabriel, Oregon, 2024
40-49 Pass Attempts:	40, Jaxson Dart, Ole Miss, 2023 &
50+ Pass Attempts:	57, Taulia Tagovailoa, at Maryland, 2021
60+ Pass Attempts:	60, Aidan O'Connell, at Purdue, 2022
Four Touchdown Passes:	4, Dillon Gabriel, Oregon, 2024
Five Touchdown Passes:	Sam Darnold, USC, 2016 ^
Four Interceptions Thrown:	Luke Altmyer, Illinois, 2023
Five Interceptions Thrown:	Gary Nova, Rutgers, 2014
300+ Yards Total Offense:	300 (283 P, 17 RUSH), Dillon Gabriel, Oregon, 2024
400+ Yards Total Offense:	408 (379 P, 14 RUSH, 15 REC), Jaxson Dart, Ole Miss, 2023 &
500+ Yards Total Offense:	542 (532 P, 10 R), Case Keenum, Houston, 2011 (OR) *
100+ Yards Receiving:	181, Tez Johnson, Oregon, 2024
150+ Yards Receiving:	181, Tez Johnson, Oregon, 2024
200+ Yards Receiving:	228, Patrick Edwards, Houston, 2011 *
10+ Receptions:	11, Tez Johnson, Oregon, 2024
50+ Yard Reception:	53, T.J. Harden, UCLA, 2024
70+ Yard Reception:	90, DeQuee Carter from Brendan Sorsby, Indiana, 2023
80+ Yard Reception:	90, DeQuee Carter from Brendan Sorsby, Indiana, 2023
90+ Yard Reception:	90, DeQuee Carter from Brendan Sorsby, Indiana, 2023
Three Touchdown Receptions:	Deonta Burnett, USC, 2016 ^
Kickoff Return For Touchdown:	100, Darrynton Evans, Appalachian State, 2018
90-Yard Kickoff Return:	100, Darrynton Evans, Appalachian State, 2018
100-Yard Kickoff Return:	100, Darrynton Evans, Appalachian State, 2018
Punt Return For Touchdown:	58, Lynn Bowden Jr., Kentucky, 2018 +
70-Yard Punt Return:	75, Venric Mark, Northwestern, 2012
80-Yard Punt Return:	87, Willie Reid, Florida State, 2005 !
Multiple Interceptions:	2, J.T. Tuimolalo, Ohio State, 2022
Interception Return For Touchdown:	14, J.T. Tuimolalo, Ohio State, 2022
Fumble Return For Touchdown:	57, Jerron Cage, Ohio State, 2021
Blocked Punt:	Dominique Dafney, Iowa, 2018
Blocked Punt For Touchdown:	27, Lereentee McCray, Florida, 2011 \$
Blocked Field Goal:	Jaylen Huskey, Maryland, 2024
Blocked Extra Point:	Jack Henderson at Minnesota, 2024
Safety:	2, Team (blocked punt, snap out of the end zone on punt), Iowa, 2018
Two Safeties:	Team (blocked punt, snap out of the end zone on punt), Iowa, 2018
Defensive Extra Point:	Ethan Robinson at Minnesota, 2024
50-Yard Field Goal:	50, Nathaniel Vagos, Wisconsin, 2024
Four Field Goals:	Noah Ruggles, Ohio State, 2021
Two-Point Conversion Attempt:	Justyn Martin (pass completed to Keegan Jones), UCLA, 2024
Two-Point Conversion:	Justyn Martin (pass completed to Keegan Jones), UCLA, 2024

- Croke Park Classic (Dublin, Ireland) | ! - Orange Bowl | \$ - Outback Bowl | ^ - Rose Bowl | * - TicketCity Bowl
@ - PlayStation Fiesta Bowl | + - VRBO Citrus Bowl | ~ - Goodyear Cotton Bowl | & - Chick Fil A Peach Bowl

(SR) - School Record | (OR) - Opponent Record

(2); 14 yards, Kobe King (forced by Marquis Wilson); 70 yards, Ji'Ayir Brown (forced by Curtis Jacobs) at Rutgers, 2022