



2025 PENN STATE MEN'S LACROSSE

2019, 2023 Big Ten Regular Season Champions | 2019 Big Ten Tournament Champions
158 USILA All-Americans | 22 USILA Scholar All-Americans

GoPSUSports.com | Twitter/Instagram: @PennStateMLAX | Facebook: PennStateMensLacrosse

GAME 17: #5 PENN STATE VS #1 CORNELL SATURDAY MAY 24 | NOON | ESPN2

2025 SCHEDULE

12-4 OVERALL | 3-2 BIG TEN
7-2 HOME • 4-1 AWAY • 1-1 NEUTRAL

2/1	COLGATE	W, 14-9
2/9	at Villanova	W, 15-5
2/15	PRINCETON	L, 11-10 OT
2/22	NAVY	W, 13-7
3/1	at Yale	W, 15-9
3/8	at Cornell	W, 13-12 OT
3/12	ROBERT MORRIS	W, 22-8
3/23	OHIO STATE*	L, 13-9
3/29	at Maryland*	L, 13-8
4/6	at Michigan*	W, 11-8
4/12	JOHNS HOPKINS*	W, 10-4
4/18	RUTGERS*	W, 12-4
4/26	JOHNS HOPKINS^	W, 13-12
5/1	vs Maryland^	L, 10-8
5/10	COLGATE!	W, 13-11
5/18	vs. Notre Dame!	W, 14-12
5/24	vs. Cornell!	noon
5/26	NCAA Championship!	TBA

* - Big Ten Conference game • All times Eastern
Home games in CAPS at Panzer Stadium

^ - Big Ten Tournament
! - NCAA Tournament (Semifinals and Finals in Foxborough, Mass.)

STRATEGIC COMMUNICATIONS

Assistant Dir. of Strategic Communications

Julia Beretta

Phone: 845-545-3036

E-Mail: jpb6970@psu.edu

NATIONAL RANKING TRENDS

WEEK	USILA	IL	US LAX MAG
PRE	12	14	13
1	12	11	11
2	10	9	9
3	10	10	9
4	9	9	9
5	9	8	9
6	5	4	3
7	4	2	3
8	7	6	6
9	10	9	7
10	8	8	6
11	7	8	5
12	7	7	5
13	7	7	5
14	7	7	5



#5 PENN STATE
NITTANY LIONS
12-4 (3-2 BIG TEN)

VS.



#1 CORNELL
BIG RED
16-1 (6-0 Ivy League)

Head Coach.....Jeff Tambroni
Record at Penn State.....130-86 (15th)
Overall Record.....239-126 (25th)

STAT LEADERS

Points.....Matt Traynor (59)
Goals.....Matt Traynor (42)
Assists.....Hunter Aquino (21)
Man-Up Goals.....Aimone (5)
Ground Balls.....Colby Baldwin (75)
Caused TurnoversKevin Parnham (29)
Faceoffs Won.....Colby Baldwin (156)
Faceoff Pct......Colby Baldwin (.580)
Saves.....Jack Fracyon (139)
Save Pct.....Jack Fracyon (.488)

STAT COMPARISON

	PSU	COR
Goals/Shots	200-680	275-749
Shot Pct.	.294	.367
Assists	125	186
Ground Balls	494	590
Turnovers	520	251
Caused Turnovers	168	120
Total Goals	200	275
Man-Up Goals	9	19
Faceoffs (W-L)	238-168	296-210
Faceoff Win-Loss %	.586	.585
Clears	320-360	310-347
Clear %	.889	.893
Penalties	29	41
Penalty Min.	22:00	35:00

LAST TIME OUT

• Penn State did the unimaginable and erased as six-goal deficit in the last 20 minutes to comeback and topple two-time reigning national champions Notre Dame 14-12. The Nittany Lions were down by six goals with five minutes left in the third quarter when they engaged in a 8-0 scoring run over the next 10 minutes of game action.

• Senior captain Matt Traynor had another exceptional performance, totaling six goals, one assist, two ground balls and one caused turnover. • Ethan Long and Kyle Lehman each notched hat tricks with Long also contributing an assist and two ground balls.

• Alex Ross was a key contributor on the Penn State defense, collecting three ground balls and causing two turnovers.

• As the netminder, Jack Fracyon made nine saves and scooped three ground balls.

• Penn State earns its third trip to the NCAA Final Four and second in the last three years.

• Reid Gills contributed 11 faceoff wins out of 26 attempts while collecting three ground balls and recording a personal best two caused turnovers.

Head Coach.....Connor Buczek
Record at Cornell.....50-15 (4th)
Overall Record.....50-15 (4th)

STAT LEADERS

Points.....CJ Kirst (108)
Goals.....CJ Kirst (76)
Assists.....Ryan Goldstein (50)
Man-Up Goals.....Willem Firth (7)
Ground Balls.....Jack Cascadden (145)
Caused Turnovers.....CJ Kirst (18)
Faceoffs Won.....Jack Cascadden (260)
Faceoff Pct......Jack Cascadden (.618)
Saves.....Wyatt Knust (202)
Save Pct.....Wyatt Knust (.539)

WHAT A WIN WOULD MEAN

• This would be Penn State's 13th win of the season, marking the second 13-win season in program history, both of which would come under head coach Jeff Tambroni and first since 2019.
• A win would advance PSU to the NCAA Championship for the first time in program history.
• It would be PSU's 26th win in program history over Cornell and second this season. The Nittany Lions would be the only team to have beaten Cornell this season, also defeating the Big Red earlier this year on March 8.

TRAYNOR ON TRACK

• Matt Traynor leads Penn State in goals and points while also leading the Big Ten in goals per game and points per game.
• He notched his 100th career goal against Michigan on April 6, becoming only the 10th player in program history to surpass this mark. He sits fifth in program history currently, behind Mac O'Keefe, TJ Malone, Will Driscoll and TJ Sanders.
• He was named the Big Ten Offensive Player of the Year this year.

EYES ON AQUINO

• Aquino has caught the eyes of people in the lacrosse community, putting up big numbers as a freshman in the league.
• He is the only freshman in the top 10 in points per game in the Big Ten and assists per game.
• He set a new program record for Big Ten Freshman of the Week awards, securing the final honor in the last week of the regular season. The previous record was five set by Mac O'Keefe in 2017.
• Aquino was named the Big Ten Freshman of the Year.

CORNELL SERIES HISTORY

- Penn State leads the all-time series 25-23 with its most recent win coming earlier this season on March 8.
- The Nittany Lions have won the most recent three meetings dating back to 2023 including a 20-9 dominating victory in Happy Valley in 2024.
- Penn State is 1-2 in games played at neutral sites against the Big Red. The teams squared off in 2019 and 2020 in Charlotte, N.C. for the Crown Classic. In 2018, the teams played at the USA Lacrosse Headquarters in Sparks, Md.
- The first overtime game in the series history came this season.
- In the game on March 8 this year, The Nittany Lions battled back from a four-goal deficit with just two and a half minutes in the game. PSU scored four-straight goals to send the game to overtime. Jack Aimone scored the game-tying goal, Penn State's third man-up goal during a three-minute non-releasable penalty assessed to Cornell. Ethan Long had the game-winning goal off a pass from Hunter Aquino to seal the top five victory on the road. Liam Matthews had three goals and one assist in the game, Luke Walstrum and Aimone each had two. Aquino led the squad in points with one goal and four assists. Alex Ross notched his first career goal in a man-down situation. Colby Baldwin went 15-25 from the faceoff x with 10 ground balls.

SCOUTING CORNELL

- The Cornell Big Red have been the number one team in the nation since March 17.
- The Big Red's only loss this season is at the hands of Penn State.
- CJ Kirst is the quarterback for Cornell, ranking at the top in the country in most statistical offensive categories. He is a Tewaaraton Top 5 Finalist, a USA Lacrosse Magazine and Inside Lacrosse first team All-American, Ivy League Offensive Player of the Year and was the no. 1 overall pick in the 2025 PLL Draft to the Philly Waterdogs.
- The Big Red are 16-1 this season and 6-0 in Ivy League play as the regular season and tournament champions.
- Willem Firth, Ryan Goldstein, Hugh Kelleher, Jack Cascadden, Michael Long and Jayson Singer were all named Inside Lacrosse All-Americans along with Kirst.
- Cornell has defeated Albany in the first round and Richmond in the quarterfinals of the NCAA Tournament thus far.
- Head coach Jeff Tambroni spent 10 seasons as the head coach at Cornell from 2001 to 2010. He took the Big Red to eight NCAA Tournaments including seven in consecutive years. Three of his Cornell teams made it to Championship weekend and one finished as the National Runner-Up in 2009.

UP NEXT

- The Nittany Lions would advance to the National Championship game on Monday, May 26 against the winner of Syracuse and Maryland. The game will take place at 1 p.m. on Memorial Day in Gillette Stadium.

THE 2025 PLL DRAFT

- Matt Traynor was drafted sixth overall in the draft by the New York Atlas. He became the first, first round pick since Mac O'Keefe also went sixth overall in 2021.
- Kevin Parnham was drafted 26th overall in the fourth round by the Denver Outlaws.
- The pair drafted after TJ Malone was selected in the 2024 draft mark the first back-to-back years a Penn State athlete has been drafted since 2020 and 2021.
- Jack Fracyon was signed by the California Redwoods and Kyle Aldridge was picked up the Maryland Whipsnakes.

ALL-AMERICANS

- Hunter Aquino, Matt Traynor, Alex Ross and Kevin Parnham all earned Inside Lacrosse and USA Lacrosse All-American honors.

B1G HONORS

- Jack Fracyon was named the Big Ten Specialist of the Week following a strong performance against Villanova. He tallied 10 saves on 15 shot attempts. He also allowed just five goals, the third lowest number of goals allowed in his career.
- Hunter Aquino earned Big Ten Freshman of the Week after his first career hat-trick and two assists to total five points against no. 8 Princeton.
- Hunter Aquino notched his second Big Ten weekly honor, being tabbed the Big Ten Freshman of the Week (3/4) after a seven-point (two goals, five assists) performance against Yale.
- Colby Baldwin was named the Big Ten Specialist of the Week (3/4) following a dominant 17-of-26 performance at the face-off x against Yale while adding a goal and an assist.
- Alex Ross secured his first Big Ten weekly award of the season after tallying his first career goal against no. 3 Cornell on March 8. He also added two caused turnovers and a ground ball.
- Hunter Aquino was named the B1G Freshman of the Week for the second-straight week after producing a five-point performance against no. 3 Cornell. He posted one goal and four assists, his final two assists came on the game-tying goal in regulation and the game-winning goal in overtime.
- Aquino earned his fourth Big Ten Freshman of the Week nod (4/1) after posting two goals on two shots at no. 2 Maryland. He has garnered the most weekly awards of any player in the conference and is one award shy of matching the PSU program record for B1G Freshman of the Week nods set by Mac O'Keefe in 2017.
- Matt Traynor earned his first conference nod of the season and third of his career after posting seven goals and an assist against no. 19 Johns Hopkins.
- Hunter Aquino was tabbed the Big Ten Freshman of the Week after one goal, one caused turnover and two ground balls against JHOP. With this fifth award, he ties the program record for most Big Ten Freshman of the Week nods previously set by Mac O'Keefe.
- In the final week of Big Ten awards, Jack Fracyon was named the Specialist

of the Week and Hunter Aquino was the Freshman of the Week, breaking a PSU record.

B1G POSTSEASON HONORS

- Matt Traynor was named the Big Ten Offensive Player, marking PSU's third consecutive year claiming this award. He was also named to first team All-Big Ten.
- Hunter Aquino is the Big Ten Freshman of the Year, marking PSU's first time having a player win this honor. He also landed on the All-Freshman team.
- Alex Ross earned second team All-Big Ten and Liam Matthews joined Aquino on the All-Freshman team.
- Richie Hughson took home Penn State's Sportsmanship Award.

TEWAARATON TOP 25

- Matt Traynor was named a top 25 nominee for the Tewaaraton Award as announced by the foundation on Thursday, April 17.

NATIONAL TEAM OF THE WEEK NODS

- Hunter Aquino has been named to the USILA National Team of the Week two times.
- His first nod came after a seven point performance at Yale with five assists and two goals.
- Aquino's second came after upsetting no. 3 Cornell in overtime on the road. He added one goal and four assists including assists on the game-tying and game-winning goal in overtime.
- Matt Traynor was named to the Team of the Week after posting five goals and two assists in the season opener against Colgate.
- Traynor garnered his second placement on the team after a seven goal, eight point performance against Johns Hopkins on April 12.
- Reid Gills earned his first collegiate honor after going 8-9 at the faceoff x in PSU's 11-8 win over Michigan on the road. His wins came down the stretch at a crucial part of the game to give PSU more offensive possessions.

MIDSEASON ALL-AMERICANS

- Five Nittany Lions were named Midseason All-Americans by Inside Lacrosse.
- Hunter Aquino, Kevin Parnham, Alex Ross, Jack Fracyon and Matt Traynor are all on the list.

SPECIAL JERSEY NUMBERS

- #11**
 - Graduate student Jack Fracyon will wear the No. 11 jersey for the first time in his career.
 - The No. 11 is presented to a young man who has persevered in the face of adversity.
 - The No. 11 jersey, worn by Michael Jacober, 2002-05, has become symbolic of the strength and compassion of the 2005 Penn State lacrosse team who rallied around Michael after his family was tragically killed in a plane crash during his senior season.
- #16**
 - Graduate student Kevin Parnham will wear the No. 16 jersey for a first season.

2025 PENN STATE MEN'S LACROSSE

- Since 2016, to a senior who best represents the "Heart of a Competitor" in honor of our "Teammate for Life" Connor Darcey. Connor passed away tragically on June 12, 2015 in a car accident, prior to his redshirt junior season.
- The No. 16 is passed down by the student-athlete who had the honor of wearing the No. 16 during the previous season.

PRESEASON ALL-AMERICANS

- United States Lacrosse named Penn State men's lacrosse student-athletes Jack Fracyon, Matt Traynor, Alex Ross, and Jack Aimone to their Preseason All-American list on Wednesday morning.
- Fracyon, received a Second-Team Preseason All-American nod after posting a 2024 season with an 11-5 record. The Big Ten awarded him Specialist of the Year for a second consecutive year, and twice named him Specialist of the Week. USA Lacrosse Magazine twice named him Division I Player of the Week. For his efforts, Inside Lacrosse and USA Lacrosse named him an All-American.
- Traynor also received a Second-Team Preseason All-American honor after posting 45 goals and seven assists in 2024. The Downingtown, Pa. native earned a spot on the All-Big Ten Second Team and twice won the Big Ten Offensive Player of the Week award in 2024.
- USA Lacrosse named Ross to the Honorable Mention list after his 2024 performance, leading the Nittany Lions with 16 caused turnovers and 30 ground balls. Ross also earned a spot on the All-Big Ten Second Team and received All-American nods from USA Lacrosse and Inside Lacrosse. During his sophomore season, the Big Ten named him Defensive Player of the Week once.
- They also named Aimone to the Honorable Mention list after his 20 goals with Rutgers last season. In 2024, the Big Ten recognized him as a Preseason Player to Watch and included him on the Academic All-Big Ten list.

TEWAARATON WATCH LIST

- Matt Traynor and Jack Fracyon were tabbed to the 2025 Tewaaraton Watch List ahead of the season.

NEWCOMERS

- Penn State welcomes in 12 newcomers to the 2025 roster while retaining 33 players from the 2024 season.
- Two transfers join the team which include Ryan DiRocco and Jack Aimone.

TEAM CAPTAINS

- Penn State head coach Jeff Tambroni named Matt Traynor, Jack Fracyon and Kevin Parnham as team captains for the 2024 season.

DIVISION I LACROSSE POLLS

USILA Coaches Final Poll

Team	Points	Record
1 Cornell (20)	419	14-1
2 Ohio State (1)	390	14-2
3 Maryland	371	11-3
4 Princeton	370	12-3
5 Syracuse	314	11-5
6 Duke	300	12-5
7 Penn State	280	10-4
8 North Carolina	250	10-4
9 Richmond	237	13-3
10 Notre Dame	236	8-4
11 Army	231	12-2
12 Harvard	196	10-4
13 Georgetown	188	11-4
14 Towson	136	11-5
15 Colgate	130	10-7
16 Boston	72	11-5
17 Michigan	57	7-7
18 Rutgers	44	7-9
19 Virginia	30	6-8
20 Siena	28	11-4

Also receiving votes: Albany (27), Fairfield (25), Providence (15), Robert Morris (13), Villanova (12), U.S. Air Force Academy (11), Johns Hopkins (10), Lafayette (6), Dartmouth (5), Sacred Heart (3), Bryant (2), Drexel (1), and Saint Joseph's (1).

Inside Lacrosse Final Poll

Team	Points	Record
1 Cornell (23)	460	14-1
2 Ohio State	425	14-2
3 Princeton	413	12-3
4 Maryland	404	11-3
5 Syracuse	348	11-5
6 Duke	335	12-5
7 Penn State	314	10-4
8 Notre Dame	291	8-4
9 Richmond	274	13-3
10 North Carolina	257	10-4
11 Army	236	12-2
12 Georgetown	203	11-4
13 Harvard	193	10-4
14 Towson	156	11-5
15 Colgate	144	10-7
16 Boston	86	11-5
17 Rutgers	65	7-9
18 Michigan	46	7-7
19 UAlbany	44	9-8
20 Siena	31	11-4

Other Receiving Votes: Johns Hopkins, Virginia, Robert Morris, Air Force, Villanova, Saint Joseph's, Fairfield, Sacred Heart, Drexel, Lafayette, High Point

USA Lacrosse Magazine Final Poll

Team	Previous	Record
1 Cornell	1	12-1
2 Maryland	2	10-2
3 Princeton	3	11-2
4 Ohio State	4	12-2
5 Penn State	5	10-3
6 Army	6	12-1
7 Notre Dame	7	8-3
8 North Carolina	8	10-3
9 Duke	9	11-4
10 Richmond	10	11-3
11 Harvard	11	10-3
12 Syracuse	12	9-5
13 Georgetown	15	9-4
14 Rutgers	AC	7-8
15 Michigan	13	7-7
16 Boston	19	10-4
17 Towson	16	9-5
18 Johns Hopkins	14	6-8
19 Fairfield	20	12-2
20 Virginia	17	6-8

Also Considerable: Dartmouth, Denver, Sacred Heart, Saint Joseph's, Villanova, UMass

NCAA TOURNAMENT RECORDS AND HISTORY

POINTS

INDIVIDUAL SINGLE-GAME

9	Grant Ament, vs. Loyola (Md.)	5/19/19
	Mac O'Keefe vs. Loyola (Md.)	5/19/19
8	TJ Malone vs. Duke	5/27/23
	Grant Ament vs. UMBC	5/12/19

TEAM SINGLE-GAME

39	vs. UMBC	5/12/29
----	----------	---------

INDIVIDUAL TOURNAMENT

25	Grant Ament (3 games)	2019
19	Mac O'Keefe (3 games)	2019

TEAM TOURNAMENT

101	3 games	2019
-----	---------	------

GOALS

INDIVIDUAL SINGLE-GAME

9	Mac O'Keefe vs. Loyola (Md.)	5/19/19
6	Mac O'Keefe vs. UMBC	5/12/19
	Jack Kelly vs. UMBC	5/12/19

TEAM SINGLE-GAME

25	vs. UMBC	5/12/19
----	----------	---------

INDIVIDUAL TOURNAMENT

18	Mac O'Keefe (3 games)	2019
12	Jack Kelly (3 games)	2019

TEAM TOURNAMENT

63	3 games	2019
----	---------	------

ASSISTS

INDIVIDUAL SINGLE-GAME

8	Grant Ament vs. Loyola (Md.)	5/19/19
---	------------------------------	---------

TEAM SINGLE-GAME

14	2x, vs. UMBC and Loyola	5/12 & 5/19/19
----	-------------------------	----------------

INDIVIDUAL TOURNAMENT

18	Grant Ament (3 games)	2019
----	-----------------------	------

TEAM TOURNAMENT

38	3 games	2019
----	---------	------

SHOTS

INDIVIDUAL SINGLE-GAME

16	Mac O'Keefe vs. Loyola (Md.)	5/19/19
----	------------------------------	---------

TEAM SINGLE-GAME

54	vs. Loyla (Md.)	5/19/19
----	-----------------	---------

INDIVIDUAL TOURNAMENT

34	Mac O'Keefe (3 games)	2019
----	-----------------------	------

TEAM TOURNAMENT

135	3 games	2019
-----	---------	------

GROUNDS BALLS

INDIVIDUAL SINGLE-GAME

24	Gerard Arceri vs. UMBC	5/12/19
----	------------------------	---------

TEAM SINGLE-GAME

54	vs. UMBC	5/12/19
----	----------	---------

INDIVIDUAL TOURNAMENT

46	Gerard Arceri (3 games)	2019
----	-------------------------	------

TEAM TOURNAMENT

135	3 games	2019
-----	---------	------

CAUSED TURNOVERS

INDIVIDUAL SINGLE-GAME

5	Nick Cardile vs. Yale	5/24/19
---	-----------------------	---------

TEAM SINGLE-GAME

18	vs. Colgate	5/10/25
----	-------------	---------

INDIVIDUAL TOURNAMENT

6	Nick Cardile (3 games)	2019
---	------------------------	------

TEAM TOURNAMENT

12	1 game	2013
----	--------	------

SAVES

INDIVIDUAL SINGLE-GAME

16	Chris Garrity vs. Towson	5/10/03
	Colby Kneese vs. Towson	5/13/17

TEAM SINGLE-GAME

16	vs. Towson	5/10/03
	vs. Towson	5/13/17

INDIVIDUAL TOURNAMENT

26	Colby Kneese (3 games)	2019
----	------------------------	------

TEAM TOURNAMENT

30	3 games	2019
----	---------	------

GOALS ALLOWED

*min. 60 minutes

FEWEST INDIVIDUAL SINGLE-GAME

9	Jack Fracyon vs. Army	5/21/23
---	-----------------------	---------

TEAM SINGLE-GAME

9	vs. Army	5/21/23
---	----------	---------

INDIVIDUAL TOURNAMENT

10	Austin Kaut (1 game)	2013
----	----------------------	------

TEAM TOURNAMENT

10	1 game	2013
----	--------	------

NCAA TOURNAMENT RECORDS AND HISTORY

FACEOFF WINS

INDIVIDUAL SINGLE-GAME

25	Gerard Arceri vs. UMBC	5/12/19
----	------------------------	---------

TEAM SINGLE-GAME

34	vs. UMBC	5/12/19
----	----------	---------

INDIVIDUAL TOURNAMENT

60	Gerard Arceri (3 games)	2019
----	-------------------------	------

TEAM TOURNAMENT

70	3 games	2019
----	---------	------

FACEOFF ATTEMPTS

INDIVIDUAL SINGLE-GAME

37	Gerard Arceri vs. Yale	5/24/19
----	------------------------	---------

TEAM SINGLE-GAME

42	vs. Yale	5/24/19
----	----------	---------

INDIVIDUAL TOURNAMENT

60	Gerard Arceri (3 games)	2019
----	-------------------------	------

TEAM TOURNAMENT

70	3 games	2019
----	---------	------

EXTRA-MAN GOALS

INDIVIDUAL SINGLE-GAME

2	Mac O'Keefe, vs. Loyola (Md.)	5/19/19
---	-------------------------------	---------

TEAM SINGLE-GAME

3	vs. Yale	5/24/19
---	----------	---------

INDIVIDUAL TOURNAMENT

2	Mac O'Keefe (3 games)	2019
---	-----------------------	------

TEAM TOURNAMENT

5	3 games	2019
---	---------	------

EXTRA-MAN OPPORTUNITIES

TEAM SINGLE-GAME

4	vs. Towson	5/10/03
	vs. Maryland	5/14/05
	vs. Loyola	5/19/19

ALL-TIME IN THE NCAA TOURNAMENT

OVERALL: 6-7 (.462)

• HOME 3-2 (.600)

• AWAY 0-3 (.000)

• NEUTRAL 3-2 (.600)

2003

AT TOWSON	L	6-11
-----------	---	------

2005

AT MARYLAND	L	10-14
-------------	---	-------

2013

YALE	L	7-10
------	---	------

2017

TOWSON	L	8-12
--------	---	------

2019

UMBC	W	25-10
------	---	-------

LOYOLA (MD.)	W	21-14
--------------	---	-------

YALE	L	17-21
------	---	-------

2023

PRINCETON	W	13-12
-----------	---	-------

VS. ARMY	W	10-9
----------	---	------

VS. DUKE	L	12-13 (OT)
----------	---	------------

2024

GEORGETOWN	L	9-12
------------	---	------

2025

COLGATE	W	13-11
---------	---	-------

NOTRE DAME	W	14-12
------------	---	-------

2025 PENN STATE MEN'S LACROSSE

2025 NITTANY LION ROSTER

Num	Player	Pos	Ht	Wt	Cl	Hometown/H.S./Previous School
1	Finn Scanlon	D	6-0	200	Sr.	Washington, D.C. / Gonzaga College
2	Brendan Leary	SSDM	6-4	200	So.	Villanova, Pa. / Haverford School
3	Max Grube	D	6-2	220	Jr.	Manheim, Pa. / Hempfield
4	Kyle Lehman	A	5-9	180	So.	Ambler, Pa. / Wissahickon
5	Roman DiBartolomeo	SSDM	5-11	175	Fr.	Lower Merion, Pa. / Malvern Prep
6	Alex Ross	D	6-1	200	Jr.	Davidsonville, Md. / Archbishop Spalding
8	Peri DiBartolomeo	SSDM	5-10	170	Fr.	Lower Merion, Pa. / Malvern Prep
9	Colby Baldwin	FO	5-10	178	So.	White Plains, N.Y. / Scarsdale
10	Garrett Glatz	A	5-11	165	Sr.	Shrewsbury, Pa. / Boys' Latin School
11	Jack Fracyon	G	6-1	188	Sr.	Annapolis, Md. / Bullis School
12	Will Peden	A	5-11	182	Sr.	Downingtown, Pa. / Malvern Prep
13	Dylan Jaszcz	A	5-10	155	Fr.	West Chester, Pa. / Episcopal Academy
14	Mac Hobbs	M	5-11	170	Jr.	Dallas, Texas / Jesuit College Prep
15	Kris Henning	M	5-11	180	So.	Garnet Valley, Pa. / Garnet Valley
16	Kevin Parnham	D	6-1	200	Sr.	Tewksbury, N.J. / The Pingry
17	Mac Rietano	M	6-1	191	Sr.	Washington, D.C. / Bullis School (Md.)
18	Lucca DiBartolomeo	LSM	6-0	170	Fr.	Lower Merion, Pa. / Malvern Prep
19	Wesley Scurci	A	6-1	170	Jr.	Mars, Pa. / Mars Area / Lindenwood
20	Ethan Long	M	6-0	178	Sr.	Phoenix, Md. / Calvert Hall
21	Luke Walstrum	M	5-10	180	Sr.	Newtown, Pa. / Council Rock North
22	Matt Traynor	M	6-2	193	Sr.	Downingtown, Pa. / Malvern Prep
23	Hunter Aquino	M	6-4	175	Fr.	Easton, Pa. / Academy of the New Church Secondary Schools
24	Kyle Aldridge	M	6-2	197	Sr.	Middletown, N.J. / Salisbury School (Conn.)
25	Nils Barry	A	6-3	205	Jr.	San Anselmo, Calif. / St. Ignatius College Prep
26	Patrick Carragher	A	5-9	191	So.	Merrick, N.Y. / St. Anthony's
27	Brad Piffath	D	6-1	195	Fr.	Folsom, Pa. / Malvern Prep
28	Will Costin	D	6-1	190	Jr.	Haverford, Pa. / Haverford School
29	Mark McKeon	SSDM	5-10	180	Jr.	Wayne, Pa. / The Hill School
30	Enzo Grieco	A	6-4	185	Fr.	Mars, Pa. / Mars Area High School
31	Patrick Keenan	D	5-8	188	So.	Springfield, Pa. / Malvern, Prep
32	Reid Gills	FO	6-3	185	Fr.	Annapolis, Md. / Severn School
33	Jon King	SSDM	6-0	187	Jr.	Draper, Utah / Corner Canyon
34	Michael Faraone	M	6-4	199	Sr.	Franklin Square, N.Y. / H. Frank Carey
36	Joe Calandrino	SSDM	6-3	238	So.	Massapequa, N.Y. / St. Anthony's
38	Chase Mullins	FO	6-1	208	Sr.	Glen Allen, Va. / St. Christopher's School / North Carolina
40	Luke Scarpello	SSDM	5-11	180	Jr.	Shamong, N.J. / St. Augustine Prep
42	Ryan O'Connor	LSM	6-2	175	Jr.	Springfield, Pa. / Springfield
44	Pup Buono	LSM/D	6-2	205	Sr.	Wayne, Pa. / Malvern Prep
45	Sammy McAvoy	SSDM	5-11	187	So.	Fairfax Station, Va./ Lake Braddock
46	Will Mitchell	G	5-11	176	Jr.	Matthews, N.C. / Weddington
48	Dillon Torggler	D	6-3	202	So.	Annapolis, Md. / St. Mary's
50	Andrew Beard	M	6-0	160	Fr.	Davidsonville, Md./ Severn School
51	Liam Matthews	A	5-11	178	So.	Orangeville, Ontario / The Hill Academy
52	Richie Hughson	FO	5-8	155	Sr.	Kennett Square, Pa. / Kennett / Providence College
54	Ben Johnson	G	6-2	195	So.	Peoria, Ill. / Avon Old Farms
55	Jack Aimone	M	6-1	202	Gr.	Ringoes, N.J. / Hunterdon Central/Rutgers
56	Jaeden Jenkins	D	6-2	173	So.	Wheatley Heights, N.Y. / St. Anthony's
77	Ryan DiRocco	A	5-11	185	So.	Haverford, Pa./Haverford School/Army
88	Hayes Schreiner	G	5-11	190	Fr.	Wyndmoor, Pa./ Springside Chestnut Hill

Head Coach: Jeff Tambroni (15th Season, Hobart '92)

Associate Head Coach: John Haus (Eighth Season, Maryland '13)

Assistant Coach: Joe Bucci (Third Season, Georgetown '15)

Assistant Coach: Andy Meyers (Second Season, Carthage '21)

Director of Lacrosse Operations: Jourdan Fraser (Third Season)

PRONUNCIATION GUIDE


#4 Lehman	Lay-men	#29 McKeon	mick-eon
#11 Fracyon	Frass-see-en	#30 Grieco	grecco
#13 Jaszcz	Jazz-IX	#32 Reid	Reed
#17 Rietano	Ri-tano	#44 Buono	b-YOU-no
#19 Scurci	scur-SEE	#45 McAvoy	MAC-a-voy
#23 Aquino	A-kino	#55 Aimone	aye-moan
#24 Aldridge	all-dridge	Tambroni	Tam-BRO-Knee

#BRICKSQUAD

2025 PENN STATE MEN'S LACROSSE




FINN SCANLON
#1 | SR. | DEFENSE




BRENDAN LEARY
#2 | SO. | SSDM



MAX GRUBE
#3 | JR. | DEFENSE



KYLE LEHMAN
#4 | SO. | ATTACK



ROMAN DIABARTOLOMEO
#5 | FR. | SSDM



ALEX ROSS
#6 | JR. | DEFENSE



PERI DIABARTOLOMEO
#8 | FR. | SSDM



COLBY BALDWIN
#9 | SR. | FACE-OFF



GARRETT GLATZ
#10 | SR. | ATTACK



JACK FRACYON
#11 | SR. | GOALIE



WILL PEDEN
#12 | SR. | ATTACK



DYLAN JASZCZ
#13 | FR. | ATTACK



MAC HOBBS
#14 | JR. | MIDFIELD



KRIS HENNING
#15 | SO. | MIDFIELD



KEVIN PARNHAM
#16 | SR. | DEFENSE



MAC RIETANO
#17 | SR. | SSDM




LUCCA DIABARTOLOMEO
#18 | FR. | LSM




WESLEY SCURCI
#19 | JR. | ATTACK



ETHAN LONG
#20 | SR. | MIDFIELD



LUKE WALSTRUM
#21 | R-JR. | MIDFIELD



MATT TRAYNOR
#22 | JR. | MIDFIELD



HUNTER AQUINO
#23 | FR. | MIDFIELD



KYLE ALDRIDGE
#24 | SR. | SSDM



NILS BARRY
#25 | SR. | MIDFIELD



PATRICK CARRAGHER
#26 | SO. | ATTACK



BRAD PIFFATH
#27 | FR. | DEFENSE



WILL COSTIN
#28 | JR. | DEFENSE



MARK MCKEON
#29 | JR. | SSDM



ENZO GRIECO
#30 | FR. | ATTACK



PATRICK KEENAN
#31 | SO. | DEFENSE



REID GILLS
#32 | FR. | FACEOFF



JON KING
#33 | JR. | SSDM



MICHAEL FARAONE
#34 | SR. | MIDFIELD



JOE CALANDRINO
#36 | SO. | SSDM



CHASE MULLINS
#38 | SR. | FACE-OFF



LUKE SCARPELLO
#40 | JR. | SSDM



RYAN O'CONNOR
#42 | JR. | LSM



PUP BUONO
#44 | SR. | LSM



SAMMY MCAVOY
#45 | SO. | SSDM



WILL MITCHELL
#46 | JR. | GOALIE



DILLON TORGGLER
#48 | SR. | DEFENSE



ANDREW BEARD
#50 | FR. | MIDFIELD




LIAM MATTHEWS
#51 | SO. | ATTACK



RICHE HUGHSON
#52 | SR. | FACE-OFF



BEN JOHNSON
#54 | SO. | GOALIE



JACK ALMONE
#55 | GR. | ATTACK



JAEDEN JENKINS
#56 | SO. | DEFENSE



RYAN DIROCCO
#77 | SO. | ATTACK




HAYES SCHREINDER
#88 | FR. | GOALIE



JEFF TAMBRONI
HEAD COACH



JOHN HAUS
ASSOCIATE HEAD COACH



JOE BUCCI
ASSISTANT COACH



ANDY MEYERS
ASSISTANT COACH



JOURDAN FRASER
DIR. OF LACROSSE OPS

#WEARE



HEAD COACH JEFF TAMBRONI

15th Year | Hobart '92

Record at PSU: 130-86 (.602)
Overall Record: 239-126 (.655)

2009 USILA DI COACH OF THE YEAR
2011 CAA CO-COACH OF THE YEAR
2013 CAA COACH OF THE YEAR
2014 U.S. MEN'S NATIONAL TEAM ASSISTANT COACH
HOBART HALL OF FAME (CLASS OF '18)
2019 BIG TEN COACH OF THE YEAR
2023 BIG TEN COACH OF THE YEAR

Jeff Tambroni returns for his 15th year as the head coach of Penn State men's lacrosse in 2025. One of the sport's most decorated coaches, he enters the season seventh among all active Division I coaches in career wins with 227.

During Tambroni's time in Happy Valley, Penn State players have earned 57 All-America awards, 11 USILA Scholar All-America honors, and 53 all-conference accolades. He coached the 2023 and 2024 Big Ten Offensive Player of the Year (TJ Malone), the 2024 and 2023 Big Ten Specialist of the Year (Jack Fracyon), 2019 NCAA Attackman of the Year and Big Ten Offensive Player of the year (Grant Ament), the 2018 Big Ten Specialist of the Year (Gerard Arceri), the 2019 Big Ten Defensive Player of the Year (Chris Sabia), the 2013 CAA Player of the Year and 2013 and 2014 CAA Defensive Player of the Year (Austin Kaut). Additionally, Mac O'Keefe's 221 goals from 2017-2021 set the NCAA Division I career scoring record. He has led the Lions to two regular season conference championships and one conference tournament title.

He guided the team to a second straight 11-5 overall record and a 3-2 Big Ten record in 2024. He captained the team to two top 25 Tewaaraton Award nominees in TJ Malone and Jack Fracyon. He also led the Nittany Lions to their second Big Ten championship game in program history. Tambroni took the Nittany Lions back to the NCAA tournament for a second straight season while having five players recognized on the USILA All-American list including Jack Fracyon, TJ Malone, and Grant Haus all named to the second team. Alex Ross and Mac Costin were named to the honorable mention list.

The Nittany Lions led the Big Ten in six statistical categories including shots percentage (.315), points per game (20.63), man-down defense (.676), scoring margin (3.25), and in saves per game (13.19). Jack Fracyon tallied a career-high 19 saves against Michigan on April 13 leading the team to an 14-8 victory. TJ Malone tallied a career-high 78 points off 42 goals and 36 assists which led him become a third round draft pick in the 2024 Premier Lacrosse League draft by the Maryland Whipsnakes.

He guided the team to a 11-5 overall record and 4-1 Big Ten record while going a perfect 7-0 at home in 2023. He captained the team to four Big Ten Weekly award winners, two national award honors and one top 25 Tewaaraton Award nominee in TJ Malone. He also led the Nittany Lions to their fifth Big Ten semifinals in program history. During the season, he captured his 100th career win as Penn State head coach with the Nittany Lions victory over Penn on March 4. He led the Nittany Lions to their second NCAA tournament semifinal in program history with victories over Princeton and Army in the first two rounds. Six players were recognized on the USILA All-America list including Jack Fracyon earning a sport on the second team. Matt Traynor and TJ Malone were both named to the third team while Grant Haus, Jack Posey and Kevin Winkoff all were named honorable mentions.

The 2023 team was a top team nationally and in the Big Ten ranking first in the Big Ten in shot percentage (.343), save percentage (.563), and assists per game (8.06). Jack Fracyon broke an NCAA Tournament program record in least goals allowed in a tournament game which came against Army on May 21. He allowed just nine goals while stopping 11. TJ Malone tied for second in program history in most goals scored in an

NCAA Tournament with 12 over the course of three games and tied for second for most goals in an NCAA tournament game with six against Duke in the NCAA semifinal round.

After a shortened 2020 season that saw Penn State spend time as the top-ranked team in the nation, the Lions returned to the field in 2021 and saw multiple milestones hit and records broken. The highlight of the season was O'Keefe becoming the NCAA Division I leader in career goals with 221. The record came in a game in which O'Keefe scored six goals, including the game-winner with three seconds left in overtime to beat Michigan on Senior Day. The 2021 season also saw Tambroni reach the 200-win milestone, doing so against Johns Hopkins on March 28.

The 2019 Nittany Lions racked up program firsts on their way to a 16-2 record, winning their first-ever Big Ten regular season and Tournament titles and advancing to their first-ever NCAA Semifinal. They went a perfect 5-0 against league opponents during the regular season, including the team's first-ever varsity win over Maryland, which led to Tambroni being named the Big Ten Coach of the Year. A program-record nine players were recognized on the USILA All-America list, including Ament and Sabia on the first team. Nick Spillane and O'Keefe earned spots on the second team, Arceri and Jack Kelly made the third team, and Colby Kneese, Tommy Wright, and Nick Cardile were selected as honorable mentions. Ament was selected as the Big Ten Offensive Player of the Year, while Sabia was the Defensive Player of the Year.

The 2019 team was easily the top offensive team in the nation, finishing first in the NCAA in assists per game (10.83), man-up offense (.613), points per game (28.78), scoring margin (+6.89), scoring offense (17.94), and shot percentage (.434). The Lions broke single-season school records in wins (16), goals (323), and winning streak (13), and a single-game record for goals with 27 in a win over Robert Morris.

Ament and O'Keefe led the charge for the nation's top offense. Ament was a finalist for the prestigious Tewaaraton Award while setting NCAA records for assists (96) and assists per game (5.65), and a Big Ten and program record points (129). O'Keefe tied a Big Ten and program record for goals in a season (78).

In 2018, the Nittany Lions went 8-6, 2-3 in Big Ten play. Throughout the season, Penn State grabbed ranked wins over No. 13 Penn, 10-7, and the program's first win over No. 5 Johns Hopkins, 14-12. Gerard Arceri made a name for himself on a national level with a 68.1-winning percentage at the 'x,' earning 216 wins on the season. He scooped up an impressive 145 ground balls, for 10.36 per game, adding a career-best six goals, while dishing out one assist. His percentage at the face and his ground balls per game were both good for fourth in the NCAA and led the Big Ten. He was named the Big Ten Specialist of the Year, first Team All-Big Ten, and a USILA Third Team All-American. Mac O'Keefe was also named first Team All-Big Ten, and was a USILA honorable mention All-American along with Chris Sabia. Ryan Keenan was selected to the USILA North-South Teams, and was drafted 54th in the MLL Draft to the Ohio Machine.

In 2017, Tambroni led the Nittany Lions to a 12-4 record, just the seventh season with double-digit win season, and just the second in the last 20 seasons (2013, 2017). Penn State set a program record after opening the season with a 10-0 record, the best start in school history. The 10th win highlighted the streak as Penn State took down No.5 Ohio State, 9-4, to earn just the eighth win in program history over a top-five team. Penn State also earned their first winning record in Big Ten play, going 3-2. Tambroni saw three earn USILA All-American honorable mention honors, while Nick Aponte added a USILA Scholar All-American honor as well.

During the 2016 season, Tambroni guided Penn State to its fifth season

2025 PENN STATE MEN'S LACROSSE

going .500 or above under his guidance. Most notably of the 2016 campaign, he led Penn State to defeat a top-ranked opponent for the first time in program history on March 26, when the Nittany Lions earned a 15-10 victory over defending national champions and No. 1 ranked Denver, snapping the opponent's 20-game win streak. Penn State notched two other wins over ranked opponents during the 2016 campaign as well, knocking off No. 18 Cornell and No. 8 Harvard in the process.

Tambroni led Penn State to be one of the most efficient teams in the country in 2016, with the team finishing second in Division I in turnovers per game while finishing sixth in the country in shooting percentage. Penn State earned its first unanimous All-Big Ten selection in attackman Nick Aponte, while Grant Ament and Mike Aronow earned All-Big Ten honorable mentions. Tambroni also led TJ Sanders to be named Penn State's ninth USILA Scholar All-America selection.

Tambroni guided the Nittany Lions through a historic season in 2015 that brought Penn State's first appearance in the Big Ten Tournament following the first ever season of Big Ten lacrosse. The Nittany Lions opened the season ranked No. 14 in the USILA DI Preseason Coaches' Poll and knocked off No. 16/11 Penn during the 2015 season. Tambroni also led Penn State to its first two Big Ten conference victories as well as a berth to the conference tournament. He also mentored rising senior TJ Sanders to USILA All-America honorable mention honors.

In 2014, Tambroni led Penn State to its fourth consecutive above-.500 season. His student-athletes earned the eighth USILA All-American and third Scholar All-America honors of Tambroni's Penn State career. He also coached goalkeeper Austin Kaut to his school record third All-America honor and conference-best All-CAA first team award.

Penn State's 2013 campaign saw Tambroni lead Penn State to one of the greatest seasons in program history while celebrating its 100th season. The Nittany Lions set records for wins (12) and earned the program's first outright regular season conference title by sweeping the CAA with a 6-0 record. PSU rattled off 10 straight wins from March through May to earn the school's third NCAA bid and first chance to host an NCAA game.

Tambroni was named CAA Coach of the Year for the second time in his career (2011), while Kaut (under Tambroni's tutelage) was named Ensign C. Markland Kelly, Jr. Award for the nation's best goalie. Also, Kaut was CAA Player and Defensive Player of the Year. Sanders was named Rookie of the Year and the Nittany Lions placed six on the All-CAA first team.

During the 2012 campaign, Tambroni led the Nittany Lions to a second-place CAA finish with two USILA All-Americans and six All-CAA honorees. Penn State finished with a 9-6 overall record and a 5-1 mark in conference action.

The 2011 CAA Co-Coach of the Year, Tambroni led the Nittany Lions to a 7-7 record and their first-ever CAA tournament berth during his first year at the program's helm.

In 2011, eight Nittany Lions garnered All-CAA recognition and freshman Kaut earned Rookie of the Year honors while being named a USILA Honorable Mention All-American.

Prior to Penn State, Tambroni spent 10 seasons as head coach at Cornell (2001-10). He guided the Big Red to a 109-40 record and three NCAA Semifinal appearances (2007, 2009-10), including the 2009 National Championship game.

Tambroni was named USILA Division I Coach of the Year following the 2009 season and was tabbed the 2007 and 2009 Field Turf/NCAA Division I Coach of the Year. Tambroni was also the 2004 and 2009 Ithaca Journal Male Coach of the Year and a three-time National Coach of the Week.

While at Cornell, Tambroni became the 10th-fastest coach to reach the 100-win mark when he accomplished the feat in his 134th career game in March 2010.

During his tenure, his players earned 37 first-team All-Ivy honors, including five Ivy League awards, and three conference Rookie of the Year selections. In addition, 39 players garnered All-America recognition.

Prior to serving as Cornell's head coach, he spent four seasons as a Big Red assistant coach (1997-2000). Tambroni also served as assistant coach at Loyola College in 1997 and at his alma mater, Hobart College, for three seasons. With the Statesmen, he helped the program reach the 1994 NCAA Division III National Championship game.

A 1992 graduate, Tambroni earned his bachelor's degree in American studies. He earned first-team All-America honors as a senior and was twice named a second-team All-American (1990-91). The MVP of the 1990 NCAA title game, Tambroni helped lead the team to back-to-back NCAA championships (1990-91) and left Hobart tied for seventh on the school's all-time scoring list with 202 points.

Before embarking upon his collegiate coaching career, Tambroni coached the Heaton Mersey Lacrosse Club of the English Lacrosse Union for one year and served as a visiting coach for the Czech-American Lacrosse Foundation in Prague in the summer of 1996.

Tambroni and his wife, Michelle, have three daughters, Carissa, Madison, and Ella. Michelle played field hockey at Penn State from 1988-90 and earned All-America honors as a senior. Carissa is on the field hockey team at James Madison, while Madison is on the field hockey team at Penn State.

TAMBRONI YEAR-BY-YEAR							
Season	Overall	Pct.	Conf.	Pct.	Finish	Championships	Postseason Finish
2001	7-6	.538	4-2	.667	T-2nd		
2002	11-4	.733	4-2	.667	T-2nd		NCAA Quarterfinals
2003	9-4	.692	5-1	.833	T-1st	Co-Ivy Champions	
2004	9-5	.643	5-1	.833	T-1st	Co-Ivy Champions	NCAA Quarterfinals
2005	11-3	.786	6-0	1.000	1st	Ivy Champions	NCAA Quarterfinals
2006	11-3	.786	5-1	.833	T-1st	Co-Ivy Champions	NCAA First Round
2007	15-1	.938	6-0	1.000	1st	Ivy Champions	NCAA Semifinals
2008	11-4	.733	5-1	.833	T-1st	Co-Ivy Champions	NCAA First Round
2009	13-4	.764	5-1	.833	T-1st	Co-Ivy Champions	NCAA Runner-Up
2010	12-6	.667	4-2	.667	T-1st	Co-Ivy Champions	NCAA Semifinals
at Cornell (10)	109-40	.732	49-11	.817		8 Ivy League Titles	8 NCAA Tourneys
2011	7-7	.500	4-2	.667	2nd		CAA Tournament
2012	9-6	.600	5-1	.833	2nd		CAA Tournament
2013	12-5	.706	6-0	1.000	1st	CAA Regular Season	NCAA First Round
2014	7-6	.538	3-2	.600	3rd		
2015	5-9	.357	2-3	.400	4th		Big Ten Semifinals
2016	8-7	.533	2-3	.400	4th		Big Ten Semifinals
2017	12-4	.750	3-2	.600	4th		NCAA First Round
2018	8-6	.571	2-3	.400	5th		
2019	16-2	.889	5-0	1.000	1st	Big Ten Regular & Tourney	NCAA Semifinals
2020*	5-2	.714	0-0	---	---		
2021	4-7	.571	4-6	.400	3rd		Big Ten Quarterfinals
2022	3-11	.214	1-4	.167	5th		Big Ten Quarterfinals
2023	11-5	.688	4-1	.800	T-1st	Big Ten Regular Season	NCAA Semifinals
2024	11-5	.688	3-2	.600	3rd		NCAA First Round
2025	9-3	.750	3-2	.600			
at PSU (15)	130-86	.602	47-31	.603		1 CAA Title	5 NCAA Tourney
						2 B1G Reg / 1 BTT	
Career (25)	239-126	.655	96-42	.695		11 League Titles	13 NCAA Appearances

#WEARE

2025 PENN STATE MEN'S LACROSSE

2025 PENN STATE MEN'S LACROSSE
OVERALL: 12-4 • BIG TEN: 3-2 • Home: 7-2 • Away: 4-1 • Neutral: 1-1

Date	Opponent	Result	Score	Overall	B1G	Goal Scorers	Goalkeeper (Record)
2/1/25	COLGATE	W	14-9	1-0	0-0	Traynor (5); Aimone (2); Aquino (2); Lehman (2); Matthews (2); Dirocco (1)	Jack Fracyon (1-0)
2/9/25	at Villanova	W	15-5	2-0	0-0	Traynor (4); Dirocco (2); Lehman (2); Long (2); Aquino (1); Baldwin (1); Hobbs (1); Walstrum (1)	Jack Fracyon (2-0)
2/15/25	#8 PRINCETON^	L	11-10 OT	2-1	0-0	Traynor (5); Aquino (3); Hobbs (2);	Jack Fracyon (2-1)
2/22/25	NAVY	W	13-7	3-1	0-0	Aimone (3); Lehman (2); Traynor (2); Walstrum (2); Matthews (2); Aquino (1); Peden (1)	Jack Fracyon (3-1)
3/1/25	at Yale	W	15-9	4-1	0-0	Lehman (5); Aimone (3); Aquino (2); DiRocco (2); Matthews (1); Baldwin (1); Peden (1)	Jack Fracyon (4-1)
3/8/25	at #3 Cornell	W	13-12 OT	5-1	0-0	Matthews (3); Aimone (2); Walstrum (2); Aldridge (1); Aquino (1); Hobbs (1); Long (1); Peden (1); Ross (1)	Jack Fracyon (5-1)
3/12/25	ROBERT MORRIS	W	22-8	6-1	0-0	Long (4); Matthews (3); Walstrum (3); Nils (2); Aldridge (1); Aimone (1); Aquino (1); Caladrino (1); Carragher (1); Glatz (1); Henning (1); King (1); Leary (1); Peden (1)	Jack Fracyon (6-1)
3/23/25	#9 OHIO STATE	L	13-9	6-2	0-1	Matthews (2); Walstrum (2); Long (2); Traynor (1); Aldridge (1); King (1);	Jack Fracyon (6-2)
3/29/25	at #2 Maryland	L	13-8	6-3	0-2	Aquino (2); Lehman (2); Traynor (2); Aimone (1); Walstrum (1);	Jack Fracyon (6-3)
4/6/25	at #13 Michigan	W	11-8	7-3	1-2	Traynor (3); Aimone (2); Matthews (2); Lehman (1); Long (1); Leary (1); Walstrum (1);	Jack Fracyon (7-3)
4/12/25	#19 JOHNS HOPKINS	W	10-4	8-3	2-2	Traynor (7); Aquino (1); Aimone (1); Walstrum (1)	Jack Fracyon (8-3)
4/18/25	#19 RUTGERS	W	12-4	9-3	3-2	Lehman (2); Walstrum (2); Aimone (1); Leary (1); Baldwin (1); Fracyon (1); Long (1); Traynor (1); Matthews (1); Aquino (1)	Jack Fracyon (9-3)
4/26/25	JOHNS HOPKINS	W	13-12	10-3	3-2	Lehman (4); Traynor (2); Long (2); Aimone (2); Matthews (1); Leary (1); Peden (1)	Jack Fracyon (10-3)
5/1/25	vs. Maryland	L	10-8	10-4	3-2	Matthews (2); Traynor (1); Long (1); Aimone (1); Carragher (1); Walstrum (1); Lehman (1);	Jack Fracyon (10-4)
5/10/25	COLGATE	W	13-11	11-4	3-2	Matthews (4); Traynor (3); Aimone (2); Lehman (1); Long (1); Peden (1); Costin (1);	Jack Fracyon (11-4)
5/18/25	vs. Notre Dame	W	14-12	12-4	3-2	Traynor (6); Lehman (3); Long (3); Aquino (1); Matthews (1)	Jack Fracyon (12-4)

Home games in CAPS at Panzer Stadium

#BRICKSQUAD

LAST TIME PENN STATE ...

Scored 20+ goals	22, Robert Morris (W, 22-8), 3/12/25
Scored 15+ goals	19, vs. No. 7/8 Maryland (W, 19-9), 5/2/24
Scored 10+ goals	14, vs. Notre Dame (W, 14-12), 5/18/25
Tallied 12+ assists.....	15, Robert Morris (W, 22-8), 3/12/25
Tallied 8+ assists.....	8, Johns Hopkins(W, 13-12) , 4/26/25
Registered 25+ points.....	37, Robert Morris (W, 22-8) , 3/12/25
Registered 15+ points.....	20, vs. Notre Dame (W, 14-12), 5/18/25
Won 20+ face-offs.....	21, Colgate (W, 13-11) 5/10/25
Won 15+ face-offs.....	18, vs. Maryland (L, 10-8) , 5/1/25
Took 60+ shots.....	75 vs. Robert Morris (L, 17-24) 2/20/10
Took 50+ shots.....	50, vs. Johns Hopkins (W, 10-4) 4/12/25
Scored 5+ man-up goals	5 vs Navy (W, 13-7) 2/22/25
Beat the #1 team in the USILA Coaches' Poll	March 26, 2016 vs. #1 Denver (W, 15-10)
Was ranked #1 in the USILA Coaches' Poll.....	Feb. 17, 2020
Had a player score 7+ goals.....	Matt Traynor (7) vs. Johns Hopkins (W, 10-4) 4/12/25
Had a player score 6+ goals.....	Matt Traynor (6) vs. Notre Dame (W, 14-12) 5/18/25
Had a player score 5+ goals.....	Kyle Lehman (5) at Yale (W, 15-9) , 3/1/25
Had a player register 5+ assists	Jack Aimone (5) Robert Morris (W, 22-8) , 3/12/25
Had a player register 4+ assists	Luke Walstrum (4), Johns Hopkins (W, 13-12) 4/26/25
Had a player register 3+ assists	Hunter Aquino (4) at no. 3 Cornell (W, 13-12 OT) 3/8/25
Had a player total 10+ points.....	Grant Ament (10) Lafayette (W, 16-9) 2/1/20
Had a player total 9+ points.....	TJ Malone (9) Yale (W, 15-14 OT) 3/2/24
Had a player total 8+ points.....	Matt Traynor (8) vs. Johns Hopkins (W, 10-4) 4/12/25
Had a goalie register a goal	Jack Fracyon (1 vs. Rutgers, 4/18/25)
Had a goalie register an assist.....	Mike Stoltz (1 vs. Rutgers, 4/24/2004)
Last time Penn State had 3-plus 50-plus point scorers.....	2019 (5 - Ament: 126, O'Keefe: 96, Foulds: 96, Spillane: 53, Kelly: 51)
Last time Penn State had 5-plus 30-plus point scorers.....	2019 (6 - Ament: 126, O'Keefe: 96, Foulds: 56, Spillane: 53, Kelly: 51, Malone: 36)
Last time Penn State had a 50-goal scorer.....	2019 (Mac O'Keefe: 78)
Last time Penn State had 2-plus 40-goal scorers:	2019 (3 - O'Keefe: 78, Foulds: 43, Kelly: 42)
Last time Penn State had 4-plus 20-goal scorers:	2019 (6 - O'Keefe: 79, Foulds: 43, Kelly: 42, Malone: 30, Ament: 30, Spillane: 27)
Last time Penn State had 6-plus 15-plus goal scorers.....	2019 (6 - O'Keefe: 79, Foulds: 43, Kelly: 42, Malone: 30, Ament: 30, Spillane: 27)

FAST FACTS

Fastest Penn State goal to start a game.....	Twice last Matt Traynor vs. Michigan (4/13/24 0:06)
Fastest Penn State goal to start the second half.....	Kyle Lehman vs. Colgate (2/3/24 0:34)
Fastest time between Penn State goals.....	0:05 vs. No. 8 Cornell (3/9/24)
Fastest time between opponent goals	0:07 vs. No. 8 Cornell (W, 20-9) (3/9/24)
Largest Penn State lead.....	11 vs. No. 8 Cornell (W, 20-9) (3/9/24)
Largest opponent lead	13, vs. No. 17/18 Michigan (5/4/24)
Largest comeback in a win.....	7, vs. Yale (3/2/24)
Largest lead surrendered in a loss.....	3, vs. Maryland (3/31/24)
Most Penn State goals scored in a quarter.....	7 vs. No. 8 Cornell (W, 20-9) (3/9/24)
Fewest opponent goals allowed in a quarter	0, 4x last Rutgers (W, 12-4) 4/18/25
Fewest Penn State goals scored in a quarter.....	0, 3x last Colgate (5/10/25)
Most opponent goals allowed in a quarter.....	6 vs. No. 17/18 Michigan (5/4/24)
Most consecutive Penn State goals.....	8 at Navy (2/24/24)
Most consecutive opponent goals	7, vs. No. 17/18 Michigan (5/4/24)
Longest Penn State scoring drought	21:67 at no. 2 Cornell (3/29/25)
Longest opponent scoring drought.....	26:56 at Ohio State (3/24/24)
Most consecutive goals to start a game	6, vs. Marquette (W, 13-7) (3/16/24)
Most consecutive goals surrendered to start a game.....	4, vs. No. 17/18 Michigan (5/4/24)

BIG**Big Ten**

	W-L	Pct.	W-L	Pct.
Ohio State	4-1	.800	14-3	.824
Maryland	3-2	.600	13-3	.813
Penn State	3-2	.600	12-4	.750
Michigan	3-2	.600	7-7	.500
Rutgers	2-3	.400	7-9	.438
Johns Hopkins	0-5	.000	6-8	.468

Overall**This Week Around the BIG**

Saturday May 24	
Penn State vs Cornell	noon
Maryland vs Syracuse	2:30 p.m.

2025 PENN STATE RECORD WHEN...

Home.....	7-2
Away	4-1
Neutral.....	1-1

Turf.....	12-4
Natural Grass	0-0

Daytime	10-3
Evening	2-1
Overtime.....	0-0
Weekday.....	1-0
Weekend.....	7-2

Against top-16-20 teams	2-0
Against top-11-15 teams	2-0
Against top-1-10 teams	2-4
Against unranked teams.....	6-0

Tied after one quarter	1-0
Leading after one quarter.....	8-1
Trailing after one quarter.....	3-3
Tied at halftime.....	1-1
Leading at halftime.....	8-0
Trailing at halftime.....	3-3
Tied after three quarters.....	0-1
Leading after three quarters.....	9-0
Trailing after three quarters.....	3-3

Scoring first	10-2
Opponent scores first	2-2

Scoring 10+ goals	12-1
Scores fewer than 10 goals.....	0-3
Allowing 10+ goals.....	4-3
Allowing fewer than 10 goals.....	8-1

More ground balls.....	10-3
Fewer ground balls	2-1
Ground balls equal.....	0-0
Winning more faceoffs.....	11-3
Opp. wins more faceoffs.....	3-1
Faceoffs equal	0-0

Had more penalty minutes.....	4-0
Had fewer penatly minutes	7-3
Penalty minutes were equal.....	1-1

2025 PENN STATE MEN'S LACROSSE

ALL-TIME SINGLE-GAME/SEASON RECORDS

INDIVIDUAL SINGLE-GAME RECORDS

GOALS

1.	10	Rich Russo	4/30/1983	Montclair State
2.	9	Bill Hess	6/24/1957	Penn
		Jim Trenz	5/9/1972	Bucknell
		Mac O'Keefe	5/19/2019	Loyola
4.	8	Mac O'Keefe	2/25/2017	Villanova
		Bob Hamel	4/30/1954	Hobart
		John Behne	4/4/1959	Loyola
		Tom Hayes	4/28/1962	Rutgers
		Glenn Thiel	5/11/1966	Lehigh
		Jim Trenz	4/19/1972	Loyola
		Jim Trenz	4/29/1972	Rutgers
8.	7	Steve Schraeder	5/16/1961	Gettysburg
		Mac O'Keefe	2/4/2017	Robert Morris
		Mac O'Keefe	2/16/2019	Stony Brook
		TJ Malone	3/10/2019	Jacksonville
		Matt Traynor	3/9/2024	Cornell
		Matt Traynor	4/12/25	Johns Hopkins

ASSISTS

1.	9	Gary Martin	5/2/1983	Bucknell
		Grant Ament	3/8/2019	Cornell
3.	8	John Meisel	5/6/1964	Lehigh
		Ken Edwards	4/6/1968	Franklin & Marshall
		Grant Ament	3/10/2019	Jacksonville
		Grant Ament	5/19/2019	Loyola
7.	7	Bill Hess	4/20/1957	Adelphi
		Ken Edwards	5/18/1968	Delaware
		Bob Schoeflin	4/16/1969	Franklin & Marshall
		Karl Hurtzig	5/12/1973	Lafayette
		Gary Martin	4/28/1982	Loyola
		Gary Martin	4/30/1983	Montclair State
		Grant Ament	2/2/2019	Villanova
		Grant Ament	2/23/2019	Yale
		Grant Ament	4/13/2019	Michigan
		Grant Ament	4/27/2019	Rutgers

POINTS

1.	14	Gary Martin	5/2/1983	Bucknell
2.	13	Bill Hess	4/20/1957	Adelphi
		Ken Edwards	5/18/1968	Delaware
		Jim Trenz	5/9/1972	Bucknell
5.	12	Bob Hamel	4/30/1954	Hobart
		Gary Martin	4/21/1982	Drexel
		Gary Martin	4/28/1982	Loyola
8.	11	Ken Edwards	5/18/1968	Delaware
		Bob Schoeflin	4/16/1969	Franklin & Marshall
		Jim Trenz	5/11/1971	Bucknell

SAVES

1.	40	Jim Houck	4/13/1957	Navy
2.	34	Joe Guterding	4/10/1982	Hofstra
3.	30	John Divine	4/20/1977	Delaware
4.	29	Dave Wilkinson	5/16/1959	Rutgers
		Rich Caravella	5/7/1976	Penn
		Tom Florence	3/30/1983	UMBC
7.	28	Phil Benneditti	4/14/1951	Navy
8.	27	J.J. Pearl	3/17/1990	Villanova
		E.G. Rall	5/4/1985	C.W. Post
		Joe Guterding	4/10/1982	Hofstra

INDIVIDUAL SINGLE-SEASON RECORDS

GOALS

1.	78	Mac O'Keefe	2019
2.	51	Mac O'Keefe	2017
3.	49	Bill Hess	1957
4.	48	Erik Merkel	1995
		Will Driscoll	2002
6.	45	Matt Traynor	2024
6.	44	TJ Sanders	2013
7.	43	Dylan Foulds	2019
8.	42	Jim Trenz	1972
		Gary Martin	1982
		Jack Kelly	2019
		TJ Malone	2024
11.	41	Bill Hess	1956
		Ted Peddy	1990
		Jack Forster	2013

ASSISTS

1.	96*	Grant Ament	2019
2.	44	Gary Martin	1982
		Jeff Connor	1988
4.	42	John Meisel	1962
5.	40	Gary Martin	1981
		Gary Martin	1983
		Jeff Connor	1987
8.	38	John Hollerbach	1989
9.	36	Ken Edwards	1968
	36	TJ Malone	2024
10.	35	Bob Schoeflin	1969

POINTS

1.	126	Grant Ament	30g, 96a	2019
2.	96	Mac O'Keefe	78g, 18a	2019
3.	86	Gary Martin	42g, 44a	1982
4.	78	TJ Malone	42g, 36a	2024
5.	73	TJ Malone	39g, 34a	2023
6.	70	Tim Trenz	42g, 28a	1972
7.	69	Bill Hess	49g, 20a	1957
8.	62	Bill Hess	41g, 21a	1956
9.	61	Erik Merkel	48g, 13a	1995
10.	60	John Hollerbach	22g, 38a	1989
		Grant Ament	30g, 30a	2017
11.	59	Ken Edwards	23g, 36a	1968
12.	58	Jeff Connor	14g, 44a	1988
13.	57	Gary Martin	17g, 40a	1983
		Jack Forster	41g, 16a	2013
		Nick Aponte	24g, 33a	2017
16.	56	Greg Jackson	34g, 22a	1995
		Mac O'Keefe	51g, 5a	2017
		Dylan Foulds	43g, 13a	2019

Bold denotes current student-athlete. *- NCAA Record

2025 PENN STATE MEN'S LACROSSE

CAREER SCORING & ALL-TIME GOALKEEPER RECORDS

CAREER SCORING RECORDS

GOALS

1.	221	Mac O'Keefe	2017-21
2.	152	TJ Malone	2019-24
3.	127	Will Driscoll	1999-2002
4.	120	Matt Traynor	2022-pres.
5.	119	TJ Sanders	2014-16
6.	104	Greg Jackson	1994-97
		Jack Forster	2008-13
8.	102	Ted Peddy	1988-91
9.	101	Nate Whitaker	2002-06
		Matthew Mackrides	2009-12

ASSISTS

1.	191	Grant Ament	2016-20
2.	156	Gary Martin	1981-84
3.	102	Keith McGuire	1974-77
4.	100	TJ Malone	2019-24
5.	87	Jeff Connor	1984, 87-88
6.	82	John Hollerbach	1986-89
7.	80	Karl Hurtzig	1973-76
8.	77	Greg Jackson	1994-97
9.	74	John Meisel	1962-64
10.	68	Nick Aponte	2014-17
11.	67	Chris Lehman	1990-93
12.	65	Nick Spillane	2016-19
13.	64	Luke Oglesby	2000-03
14.	61	Shane Sturgis	2011-14

POINTS

1.	284	Grant Ament	93g, 191a	2016-20
2.	269	Mac O'Keefe	221g, 48a	2017-21
3.	252	Gary Martin	96g, 156a	1981-84
	252	TJ Malone	152g, 100a	2019-24
4.	181	Greg Jackson	104g, 77a	1994-97
5.	176	John Hollerbach	94g, 82a	1986-89
7.	158	Shane Sturgis	97g, 61a	2011-14
8.	156	Will Driscoll	127g, 29a	1999-2002
9.	154	Keith McGuire	52g, 102a	1974-77
10.	153	TJ Sanders	119g, 34a	2014-16

MISCELLANEOUS CAREER RECORDS

GROUND BALLS		Years
1.	590	Gerard Arceri 2017-21
2.	440	Chris Marcus 1990-93
3.	347	Bill Schoonmaker 1982-86
4.	336	Chris Dent 1985-88
5.	305	Greg Gurenlian 2003-06
6.	292	Scott Bailer 1989-92
7.	368	Tim Conway 1986-89
8.	259	Bill Turri 1979-82
9.	258	Mike Busza 1992-95
10.	236	Rob Bateman 2001-03
11.	226	Danny Henneghan 2010-13

GOALKEEPER RECORDS

SEASON SAVES

1.	264	Jim Houck	1957
2.	237	Rich Caravella	1975
3.	235	Burt Houseworth	1958
4.	222	Jack Fracyon	2023
5.	212	Drew Adams	2009
6.	210	Jim McGoune	1967
7.	209	Jack Fracyon	2024
8.	205	J.J. Pearl	1992
9.	194	Vin Tedesco	1963
		Joe Guterding	1981
		Austin Kaut	2013
10.	193	Don Bell	1995
		Chip Robertson	1987

SEASON	SAVE PERCENTAGE	GA	Saves	Year
1.	.752	Joe Guterding	64	194
2.	.718	Rich Caravella	93	237
3.	.674	Rich Caravella	73	151
4.	.668	Joe Guterding	95	191
5.	.652	Drew Adams	113	212
6.	.637	J.J. Pearl	117	205
7.	.635	J.J. Pearl	108	188
8.	.635	Austin Kaut	110	191
9.	.631	E.G. Rall	107	183
10.	.630	Chris Garrity	52	90

CAREER SAVES

1.	694	Drew Adams	2006-09
2.	686	Austin Kaut	2011-14
3.	657	Colby Kneese	2017-21
4.	635	Jack Fracyon	2021-pres.
5.	571	Joe Guterding	1979-82
6.	564	Kevin Keenan	1996-99
7.	557	J.J. Pearl	1989-92
8.	530	Vin Tedesco	1962-64
9.	510	Rich Caravella	1972-73, 75-76
10.	444	Chris Garrity	2000-03
11.	425	E.G. Rall	1983-86
12.	363	Jim McGoune	1967-69

FACEOFF PERCENTAGE	W-Att.	Years
1. .652	Chris Marcus	395-606 1990-93
2. .630	Dave O'Donnell	400-633 1993-96
3. .616	Gerard Arceri	914-1483 2017-21
4. .580	Greg Gurenlian	508-875 2003-06
5. .580	Bill Schoonmaker	352-601 1982-85
6. .540	Kevin Haggerty	350-647 1998-2001
7. .537	Danny Henneghan	510-949 2010-13
8. .520	Scott Bailer	279-534 1989-92

* Minimum 500 attempts

FACEOFF WINS	Years
1. 914	Gerard Arceri 2017-21
2. 510	Danny Henneghan 2010-13
3. 508	Greg Gurenlian 2003-06
4. 400	Dave O'Donnell 1993-96
5. 395	Chris Marcus 1990-93
6. 352	Bill Schoonmaker 1982-85
7. 350	Kevin Haggerty 1998-2001
8. 281	Drake Kreinz 2014-2017
9. 279	Scott Bailer 1989-92
10. 271	Tim Conway 1986-89

Bold denotes current student-athlete.

2025 PENN STATE MEN'S LACROSSE

2025 INDIVIDUAL STATISTICS

The Automated ScoreBook Penn State Overall Individual Statistics All games (as of May 19, 2025)

Overall: 12-4 Conf: 3-2 Home: 7-2 Away: 4-1 Neut: 1-1

##	Player	gp-gs	g	a	pts	sh	sh%	sog	sog%	up	dn	gb	t/o	ct	faceoff	pct	pen-min
22	TRAYNOR, Matt	14-14	42	17	59	129	.326	84	.651	1	0	35	28	3	-	-	1-0.5
4	LEHMAN, Kyle	14-14	25	7	32	73	.342	40	.548	1	0	24	17	5	-	-	1-0.5
51	MATTHEWS, Liam	16-6	24	6	30	62	.387	43	.694	4	0	11	10	4	-	-	1-0.5
55	AIMONE, Jack	16-15	22	10	32	95	.232	55	.579	5	0	6	14	4	-	-	1-2.0
20	LONG, Ethan	14-12	18	17	35	66	.273	31	.470	1	0	14	25	3	-	-	3-2.5
21	WALSTRUM, Luke	16-15	16	15	31	50	.320	31	.620	2	0	13	18	2	-	-	-
23	AQUINO, Hunter	15-9	16	21	37	47	.340	23	.489	4	0	16	13	2	-	-	1-0.5
12	PEDEN, Will	16-3	6	9	15	26	.231	16	.615	0	0	8	8	1	-	-	-
77	DIROCCO, Ryan	13-5	5	4	9	21	.238	13	.619	0	0	4	5	0	-	-	1-0.5
2	LEARY, Brendan	16-0	4	1	5	16	.250	10	.625	0	0	21	6	12	-	-	3-2.5
14	HOBBS, Mac	13-0	4	0	4	23	.174	9	.391	1	0	3	8	1	-	-	-
24	ALDRIDGE, Kyle	15-1	3	2	5	14	.214	13	.929	0	0	23	4	10	-	-	-
9	BALDWIN, Colby	13-1	3	4	7	12	.250	7	.583	0	0	75	4	4	156-269	.580	1-1.0
25	BARRY, Nils	1-0	2	0	2	2	1.000	2	1.000	0	0	0	0	0	-	-	-
26	CARRAGHER, Patrick	9-0	2	2	4	8	.250	4	.500	0	0	4	1	0	-	-	-
33	KING, Jon	16-0	2	1	3	4	.500	2	.500	0	0	44	8	14	-	-	3-1.5
11	FRACYON, Jack	16-16	1	0	1	3	.333	1	.333	0	0	29	4	6	-	-	-
10	GLATZ, Garrett	3-0	1	1	2	2	.500	1	.500	0	0	0	2	0	-	-	-
15	HENNING, Kris	4-0	1	0	1	3	.333	1	.333	0	0	1	1	0	-	-	-
6	ROSS, Alex	16-16	1	0	1	8	.125	4	.500	0	1	30	5	23	-	-	2-2.0
36	CALANDRINO, Joe	1-0	1	0	1	1	1.000	1	1.000	0	0	0	1	0	-	-	-
28	COSTIN, Will	16-16	1	1	2	5	.200	1	.200	0	0	27	7	13	-	-	1-0.5
45	MCAVOY, Sammy	1-0	0	0	0	0	.000	0	.000	0	0	0	0	0	-	-	-
17	RIETANO, Mac	2-0	0	0	0	1	.000	0	.000	0	0	1	1	0	-	-	-
13	JASZCZ, Dylan	2-0	0	0	0	1	.000	0	.000	0	0	0	0	0	-	-	-
8	DIBARTOLOMEO, Peri	11-0	0	1	1	0	.000	0	.000	0	0	1	2	7	0-1	.000	1-0.5
3	GRUBE, Max	2-0	0	0	0	0	.000	0	.000	0	0	0	0	0	-	-	-
54	JOHNSON, Ben	2-0	0	0	0	2	.000	1	.500	0	0	1	0	0	-	-	-
27	PIFFATH, Brad	1-0	0	0	0	0	.000	0	.000	0	0	0	0	0	-	-	-
19	SCURCI, Wesley	2-0	0	0	0	2	.000	1	.500	0	0	0	1	0	-	-	-
48	TORGLER, Dillon	2-0	0	0	0	0	.000	0	.000	0	0	0	0	0	-	-	1-0.5
44	BUONO, Pup	2-0	0	0	0	0	.000	0	.000	0	0	1	0	1	-	-	-
29	MCKEON, Mark	3-0	0	0	0	0	.000	0	.000	0	0	1	0	1	-	-	-
5	DIBARTOLOMEO, Roman	1-0	0	0	0	0	.000	0	.000	0	0	0	1	0	-	-	-
1	SCANLON, Finn	4-0	0	0	0	0	.000	0	.000	0	0	0	0	0	-	-	-
42	O'CONNOR, Ryan	16-2	0	2	2	2	.000	0	.000	0	0	32	3	8	-	-	-
40	SCARPELLO, Luke	6-0	0	1	1	0	.000	0	.000	0	0	1	1	3	-	-	1-0.5
38	MULLINS, Chase	9-0	0	0	0	0	.000	0	.000	0	0	2	0	0	6-20	.300	-
32	GILLS, Reid	12-0	0	0	0	1	.000	0	.000	0	0	27	2	3	74-114	.649	-
31	KEENAN, Patrick	10-0	0	0	0	0	.000	0	.000	0	0	3	0	0	-	-	-
18	DIBARTOLOMEO, Lucca	16-0	0	0	0	0	.000	0	.000	0	0	21	4	7	-	-	3-2.5
16	PARNHAM, Kevin	16-15	0	3	3	1	.000	0	.000	0	0	41	4	29	-	-	4-3.5
52	HUGHSON, Richie	2-0	0	0	0	0	.000	0	.000	0	0	0	0	0	2-2	1.000	-
Total		16	200	125	325	680	.294	394	.579	19	1	520	230	168	238-406	.586	29-22.0
Opponents		16	148	93	241	509	.291	291	.572	9	0	413	276	130	168-406	.414	50-40.5

##	Goalie	gp-gs	min	ga	gaavg	saves	pct	w	l	t	shots faced
54	JOHNSON, Ben	1-0	15:00	2	8.00	3	.600	0	0	0	8
11	FRACYON, Jack	16-16	948:56	146	9.23	140	.490	11	4	0	501
Total		16	963:56	148	9.21	143	.491	11	4	0	509
Opponents		16	963:56	200	12.45	194	.492	4	11	0	680

Goals by Period	1st	2nd	3rd	4th	OT	Total
Penn State	48	52	46	53	1	200
Opponents	43	39	32	33	1	148

Saves by Period	1st	2nd	3rd	4th	OT	Total
Penn State	42	31	37	33	0	143
Opponents	52	44	51	47	0	194

Shots by Period	1st	2nd	3rd	4th	OT	Total
Penn State	178	160	169	172	1	680
Opponents	138	135	119	116	1	509

Attendance Summary	PSU	Opponent
Total	12767	10115
Dates/Avg Per Date	9/1419	5/2023
Neutral Site #/Avg	2/9295	

Shots on Goal	1st	2nd	3rd	4th	OT	Total
Penn State	100	96	97	100	1	394
Opponents	85	70	69	66	1	291

2025 COMBINED STATISTICS

The Automated ScoreBook
Penn State Combined Team Statistics
All games (as of May 19, 2025)

RECORD:	OVERALL	HOME	AWAY	NEUTRAL
ALL GAMES	12-4	7-2	4-1	1-1
CONFERENCE	3-2	2-1	1-1	0-0
NON-CONFERENCE	9-2	5-1	3-0	1-1

Date	Opponent		Score	Att.	##	PLAYER	GP	G	A	Pts	Sh	Up	Dn	GB	Faceoff
Feb 1	COLGATE	w	14-9	1257	22	TRAYNOR, Matt	14	42	17	59	129	1	0	35	0-0
Feb 09	at Villanova	w	15-5	1278	4	LEHMAN, Kyle	14	25	7	32	73	1	0	24	0-0
Feb 15	#8 PRIN	Lot	10-11	777	51	MATTHEWS, Liam	16	24	6	30	62	4	0	11	0-0
Feb 22	NAVY	w	13-7	864	55	AIMONE, Jack	16	22	10	32	95	5	0	6	0-0
Mar. 1	at Yale	w	15-9	1223	20	LONG, Ethan	14	18	17	35	66	1	0	14	0-0
Mar 08	at #3 Cornell	Wot	13-12	0	21	WALSTRUM, Luke	16	16	15	31	50	2	0	13	0-0
Mar 12	RMU	w	22-8	484	23	AQUINO, Hunter	15	16	21	37	47	4	0	16	0-0
					12	PEDEEN, Will	16	6	9	15	26	0	0	8	0-0
* Mar 23	#9 OHIO STATE	L	9-13	2195	77	DIROCCO, Ryan	13	5	4	9	21	0	0	4	0-0
* Mar 29	at #2 Maryland	L	8-13	5023	14	HOBBS, Mac	13	4	0	4	23	1	0	3	0-0
* Apr 06	at #13 Michigan	w	11-8	2591	2	LEARY, Brendan	16	4	1	5	16	0	0	21	0-0
* Apr 12	#19 JHU	w	10-4	2017	24	ALDRIDGE, Kyle	15	3	2	5	14	0	0	23	0-0
* Apr 18	#19 RU	w	12-4	2055	9	BALDWIN, Colby	13	3	4	7	12	0	0	75	156-269
					25	BARRY, Nils	1	2	0	2	2	0	0	0	0-0
Apr 26	JHU	w	13-12	1311	33	KING, Jon	16	2	1	3	4	0	0	44	0-0
May 1	vs #3 Maryland	L	8-10	869	26	CARRAGHER, Patric	9	2	2	4	8	0	0	4	0-0
May 10	#15 COLGATE	w	13-11	1807	28	COSTIN, Will	16	1	1	2	5	0	0	27	0-0
May 18	vs #10 Notre Dame	w	14-12	17721	10	GLATZ, Garrett	3	1	1	2	2	0	0	0	0-0

TEAM STATISTICS PSU OPP

SHOT STATISTICS

Goals-Shot attempts	200-680	148-509
Goals scored per game	12.50	9.25
Shot pct.	.294	.291
Shots on goal-Attempts	394-680	291-509
SOG pct.	.579	.572
Shots/Game	42.5	31.8
Assists	125	93

MAN-UP OPPORTUNITIES

Goals-Opportunities	19-50	9-27
Conversion Percent	.380	.333

GOAL BREAKDOWN

Total Goals	200	148
Man-up	19	9
Man-down	1	0
Unassisted	75	55
Overtime	1	1
Goals scored average	12.45	9.21

GROUND BALLS

520	413
-----	-----

TURNOVERS

230	276
-----	-----

CAUSED TURNOVERS

168	130
-----	-----

FACEOFFS (W-L)

238-406	168-406
---------	---------

Faceoff W-L Pct.

.586	.414
------	------

CLEARS

321-360	310-368
---------	---------

Clear Pct.

.892	.842
------	------

PENALTIES

29	50
----	----

Minutes

22:00	40:30
-------	-------

SHOT CLOCK VIOLATIONS

19	23
----	----

ATTENDANCE

12767	10115
-------	-------

Dates/Avg Per Date

9/1419	5/2023
--------	--------

Neutral Site #/Avg

2/9295	
--------	--

GP	G	A	Pts	Sh	Up	Dn	GB	Faceoff
14	42	17	59	129	1	0	35	0-0
14	25	7	32	73	1	0	24	0-0
16	24	6	30	62	4	0	11	0-0
16	22	10	32	95	5	0	6	0-0
14	18	17	35	66	1	0	14	0-0
16	16	15	31	50	2	0	13	0-0
15	16	21	37	47	4	0	16	0-0
16	6	9	15	26	0	0	8	0-0
13	5	4	9	21	0	0	4	0-0
13	4	0	4	23	1	0	3	0-0
16	4	1	5	16	0	0	21	0-0
15	3	2	5	14	0	0	23	0-0
13	3	4	7	12	0	0	75	156-269
1	2	0	2	2	0	0	0	0-0
16	2	1	3	4	0	0	44	0-0
9	2	2	4	8	0	0	4	0-0
16	1	1	2	5	0	0	27	0-0
3	1	1	2	2	0	0	0	0-0
4	1	0	1	3	0	0	1	0-0
16	1	0	1	8	0	1	30	0-0
1	1	0	1	1	0	0	0	0-0
16	1	0	1	3	0	0	29	0-0
2	0	0	0	2	0	0	1	0-0
16	0	0	0	0	0	0	21	0-0
10	0	0	0	0	0	0	3	0-0
12	0	0	0	1	0	0	27	74-114
9	0	0	0	0	0	0	2	6-20
6	0	1	1	0	0	0	1	0-0
16	0	2	2	2	0	0	32	0-0
4	0	0	0	0	0	0	0	0-0
1	0	0	0	0	0	0	0	0-0
1	0	0	0	0	0	0	0	0-0
3	0	0	0	0	0	0	1	0-0
2	0	0	0	0	0	0	1	0-0
2	0	0	0	0	0	0	0	0-0
2	0	0	0	2	0	0	0	0-0
1	0	0	0	0	0	0	0	0-0
16	0	3	3	1	0	0	41	0-0
2	0	0	0	0	0	0	0	0-0
11	0	1	1	0	0	0	1	0-1
2	0	0	0	1	0	0	0	0-0
2	0	0	0	1	0	0	1	0-0
2	0	0	0	0	0	0	0	2-2
1	0	0	0	0	0	0	0	0-0
16	200	125	325	680	19	1	520	238-406
16	148	93	241	509	9	0	413	168-406

##	Goalie	GP	Min.	GA	GA/Avg	Save	Pct	W-L-T
54	JOHNSON, Ben	1	15:00	2	8.00	3	.600	0-0-0
11	FRACYON, Jack	16	948:56	146	9.23	140	.490	11-4-0
	Total	16	963:56	148	9.21	143	.491	11-4-0
	Opponents	16	963:56	200	12.45	194	.492	4-11-0

Goals by Period	1st	2nd	3rd	4th	OT	Total
Penn State	48	52	46	53	1	200
Opponents	43	39	32	33	1	148

Saves by Period	1st	2nd	3rd	4th	OT	Total
Penn State	42	31	37	33	0	143
Opponents	52	44	51	47	0	194

Shots by Period	1st	2nd	3rd	4th	OT	Total
Penn State	178	160	169	172	1	680
Opponents	138	135	119	116	1	509

Shots on Goal	1st	2nd	3rd	4th	OT	Total
Penn State	100	96	97	100	1	394
Opponents	85	70	69	66	1	291

2025 SEASON STATISTICS

The Automated ScoreBook Penn State Overall Team Statistics All games (as of May 19, 2025)

Overall: 12-4 Conf: 3-2 Home: 7-2 Away: 4-1 Neut: 1-1

TEAM STATISTICS	PSU	OPP
SHOT STATISTICS		
Goals-Shot attempts	200-680	148-509
Goals scored per game	12.50	9.25
Shot pct.	.294	.291
Shots on goal-Attempts	394-680	291-509
SOG pct.	.579	.572
Shots/Game	42.5	31.8
Assists	125	93
MAN-UP OPPORTUNITIES		
Goals-Opportunities	19-50	9-27
Conversion Percent	.380	.333
GOAL BREAKDOWN		
Total Goals	200	148
Man-up	19	9
Man-down	1	0
Unassisted	75	55
Overtime	1	1
Goals scored average	12.45	9.21
GROUND BALLS	520	413
TURNOVERS	230	276
CAUSED TURNOVERS	168	130
FACEOFFS (W-L)	238-406	168-406
Faceoff W-L Pct.	.586	.414
CLEARs	321-360	310-368
Clear Pct.	.892	.842
PENALTIES		
Number	29	50
Minutes	22:00	40:30
SHOT CLOCK VIOLATIONS	19	23
ATTENDANCE		
Total	12767	10115
Dates/Avg Per Date	9/1419	5/2023
Neutral Site #/Avg	2/9295	

Goals by Period	1st	2nd	3rd	4th	OT	Total
Penn State	48	52	46	53	1	200
Opponents	43	39	32	33	1	148

Saves by Period	1st	2nd	3rd	4th	OT	Total
Penn State	42	31	37	33	0	143
Opponents	52	44	51	47	0	194

Shots by Period	1st	2nd	3rd	4th	OT	Total
Penn State	178	160	169	172	1	680
Opponents	138	135	119	116	1	509

Shots on Goal	1st	2nd	3rd	4th	OT	Total
Penn State	100	96	97	100	1	394
Opponents	85	70	69	66	1	291

2025 PENN STATE MEN'S LACROSSE

2025 SEASON STATISTICS

The Automated ScoreBook Penn State Team Game-by-Game All games (as of May 19, 2025)

TEAM STATISTICS

Date	Opponent	Score	G	A	Pts	Sh	Sog	UP	DN	GB	TO	CT	Faceoff	Pen-Min
Feb 1, 2025	COLGATE	14-9	14	13	27	45	26	2	0	37	18	15	16-27	7-6.0
Feb 09, 202	Villanova	15-5	15	6	21	34	20	1	0	27	19	9	11-24	0-0.0
Feb 15, 202	PRIN	10-11	10	5	15	43	32	0	0	26	13	10	20-26	0-0.0
Feb 22, 202	NAVY	13-7	13	7	20	54	33	5	0	37	11	15	13-24	2-1.0
Mar. 1, 2025	Yale	15-9	15	11	26	42	27	1	0	32	13	7	18-27	5-4.0
Mar 08, 202	Cornell	13-12	13	8	21	44	22	4	1	32	12	5	16-27	2-1.5
Mar 12, 202	RMU	22-8	22	15	37	49	35	0	0	42	18	10	20-34	2-1.0
Mar 23, 202	OHIO STATE	9-13	9	6	15	40	26	0	0	36	15	15	9-26	1-1.0
Mar 29, 202	Maryland	8-13	8	5	13	33	18	0	0	22	16	7	16-24	1-0.5
Apr 06, 2025	Michigan	11-8	11	7	18	38	19	1	0	29	12	7	14-23	0-0.0
Apr 12, 2025	JHU	10-4	10	8	18	50	22	1	0	34	10	11	10-17	4-3.0
Apr 18, 2025	RU	12-4	12	6	18	41	21	1	0	29	19	14	9-20	0-0.0
Apr 26, 2025	JHU	13-12	13	8	21	39	26	2	0	33	5	11	16-29	3-2.5
May 1, 2025	Maryland	8-10	8	7	15	44	18	1	0	26	15	6	18-22	0-0.0
May 10, 202	COLGATE	13-11	13	7	20	46	25	0	0	52	19	18	21-28	0-0.0
May 18, 202	Notre Dame	14-12	14	6	20	38	24	0	0	26	15	8	11-28	2-1.5
Penn State			200-148	200	125	325	680	394	19	1	520	230	168238-406	29-22.0
				148	93	241	509	291	9	0	413	276	130168-406	50-40.5

TEAM PER-GAME

Games played: 16

Shots per game: 42.50; Goals per game: 12.50

Assists per game: 7.81; Points per game: 20.31

Shot pct: .294; SOG pct: .579

Faceoff W-L pct: .586; Clear pct.: 0.892

Date	Opponent	Score	Minutes	GA	GA Avg	Saves	Save%	W	L	T	Faced
Feb 1, 2025	COLGATE	14-9	60:00	9	9.00	14	.609	1	0	0	34
Feb 09, 202	Villanova	15-5	60:00	5	7.00	10	.667	1	0	0	34
Feb 15, 202	PRIN	10-11	63:00	11	8.20	11	.500	0	1	0	32
Feb 22, 202	NAVY	13-7	60:00	7	7.90	6	.462	1	0	0	26
Mar. 1, 2025	Yale	15-9	60:00	9	8.12	18	.667	1	0	0	48
Mar 08, 202	Cornell	13-12	60:56	12	8.74	4	.250	0	0	0	37
Mar 12, 202	RMU	22-8	60:00	8	8.63	11	.579	1	0	0	28
Mar 23, 202	OHIO STATE	9-13	60:00	13	9.17	7	.350	0	1	0	29
Mar 29, 202	Maryland	8-13	60:00	13	9.60	6	.316	0	1	0	25
Apr 06, 2025	Michigan	11-8	60:00	8	9.44	9	.529	1	0	0	28
Apr 12, 2025	JHU	10-4	60:00	4	8.95	8	.667	1	0	0	30
Apr 18, 2025	RU	12-4	60:00	4	8.54	13	.765	1	0	0	32
Apr 26, 2025	JHU	13-12	60:00	12	8.80	8	.400	1	0	0	36
May 1, 2025	Maryland	8-10	60:00	10	8.89	5	.333	0	1	0	24
May 10, 202	COLGATE	13-11	60:00	11	9.03	4	.267	1	0	0	26
May 18, 202	Notre Dame	14-12	60:00	12	9.21	9	.429	1	0	0	40
Totals		200-148	963:56	148	9.21	143	.491	11	4	0	509
			963:56	200	9.21	194	.492	4	11	0	680

TEAM GAME HIGHS

The Automated ScoreBook
Penn State Team High/Low Analysis
All games (as of May 19, 2025)

Penn State - TEAM GAME HIGHS

POINTS	37	vs RMU (Mar 12)
	27	vs COLGATE (Feb 1)
GOALS	22	vs RMU (Mar 12)
	15	at Yale (Mar. 1)
	15	at Villanova (Feb 09)
ASSISTS	15	vs RMU (Mar 12)
	13	vs COLGATE (Feb 1)
SHOTS	54	vs NAVY (Feb 22)
	50	vs JHU (Apr 12)
SHOT PERCENT	.449 (22-49)	vs RMU (Mar 12)
	.441 (15-34)	at Villanova (Feb 09)
SHOTS ON GOAL	35	vs RMU (Mar 12)
	33	vs NAVY (Feb 22)
ON GOAL PERCENT	.744 (32-43)	vs PRIN (Feb 15)
	.714 (35-49)	vs RMU (Mar 12)
SAVES	18	at Yale (Mar. 1)
	14	vs COLGATE (Feb 1)
GROUND BALLS	52	vs COLGATE (May 10)
	42	vs RMU (Mar 12)
FACEOFF PERCENT	.818 (18-22)	vs Maryland (May 1)
	.769 (20-26)	vs PRIN (Feb 15)
TURNOVERS	19	vs COLGATE (May 10)
	19	vs RU (Apr 18)
	19	at Villanova (Feb 09)
CAUSED TURNOVERS	18	vs COLGATE (May 10)
	15	vs Ohio State (Mar 23)
	15	vs NAVY (Feb 22)
	15	vs COLGATE (Feb 1)

Opponent - GAME HIGHS

POINTS	24	vs Notre Dame (May 18)
	24	at Maryland (Mar 29)
GOALS	13	at Maryland (Mar 29)
	13	vs Ohio State (Mar 23)
ASSISTS	12	vs Notre Dame (May 18)
	11	at Maryland (Mar 29)
SHOTS	48	at Yale (Mar. 1)
	40	vs Notre Dame (May 18)
SHOT PERCENT	.520 (13-25)	at Maryland (Mar 29)
	.448 (13-29)	vs Ohio State (Mar 23)
SHOTS ON GOAL	27	at Yale (Mar. 1)
	23	vs COLGATE (Feb 1)
ON GOAL PERCENT	.760 (19-25)	at Maryland (Mar 29)
	.690 (20-29)	vs Ohio State (Mar 23)
SAVES	22	vs PRIN (Feb 15)
	20	vs NAVY (Feb 22)
GROUND BALLS	35	vs Ohio State (Mar 23)
	34	vs Notre Dame (May 18)
	34	vs JHU (Apr 26)
	34	vs RMU (Mar 12)
FACEOFF PERCENT	.654 (17-26)	vs Ohio State (Mar 23)
	.607 (17-28)	vs Notre Dame (May 18)
TURNOVERS	23	vs COLGATE (May 10)
	22	vs RU (Apr 18)
	22	vs Ohio State (Mar 23)
CAUSED TURNOVERS	14	at Villanova (Feb 09)
	12	at Maryland (Mar 29)

2025 PENN STATE MEN'S LACROSSE

2025 CONFERENCE STATISTICS

The Automated ScoreBook Penn State Lacrosse Overall/Conference Statistics All games (as of May 19, 2025)

Overall: 12-4 Conf: 3-2 Home: 7-2 Away: 4-1 Neut: 1-1

OVERALL													CONFERENCE												
##	Player	gp-gs	g	a	pts	sh	sh%	sog	sog%	to	ct	gw	gb	gp-gs	g	a	pts	sh	sh%	sog	sog%	to	ct	gw	gb
22	TRAYNOR, Matt	14-1	42	17	59	129	.326	84	.651	28	3	2	35	5-5	14	7	21	42	.333	24	.571	11	0	1	9
4	LEHMAN, Kyle	14-1	25	7	32	73	.342	40	.548	17	5	2	24	5-5	5	2	7	21	.238	10	.476	7	3	1	11
51	MATTHEWS, Liam	16-6	24	6	30	62	.387	43	.694	10	4	2	11	5-1	5	1	6	17	.294	10	.588	1	2	0	2
55	AIMONE, Jack	16-1	22	10	32	95	.232	55	.579	14	4	2	6	5-5	5	3	8	35	.143	17	.486	4	2	1	1
20	LONG, Ethan	14-1	18	17	35	66	.273	31	.470	25	3	3	14	5-4	4	8	12	25	.160	10	.400	7	1	0	4
21	WALSTRUM, Luke	16-1	16	15	31	50	.320	31	.620	18	2	1	13	5-5	7	0	7	16	.438	10	.625	4	2	0	5
23	AQUINO, Hunter	15-9	16	21	37	47	.340	23	.489	13	2	0	16	5-4	4	2	6	11	.364	7	.636	7	2	0	5
12	PEDEN, Will	16-3	6	9	15	26	.231	16	.615	8	1	0	8	5-1	0	4	4	5	.000	0	.000	5	0	0	1
77	DIROCCO, Ryan	13-5	5	4	9	21	.238	13	.619	5	0	0	4	-											
14	HOBBS, Mac	13-0	4	0	4	23	.174	9	.391	8	1	0	3	5-0	0	0	0	4	.000	2	.500	1	0	0	1
2	LEARY, Brendan	16-0	4	1	5	16	.250	10	.625	6	12	0	21	5-0	2	0	2	6	.333	4	.667	2	4	0	7
24	ALDRIDGE, Kyle	15-1	3	2	5	14	.214	13	.929	4	10	0	23	5-0	1	0	1	5	.200	5	1.00	1	5	0	7
9	BALDWIN, Colby	13-1	3	4	7	12	.250	7	.583	4	4	0	75	5-0	1	0	1	3	.333	2	.667	1	2	0	21
25	BARRY, Nils	1-0	2	0	2	2	1.00	2	1.00	0	0	0	0	-											
26	CARRAGHER, Pat	9-0	2	2	4	8	.250	4	.500	1	0	0	4	-											
33	KING, Jon	16-0	2	1	3	4	.500	2	.500	8	14	0	44	5-0	1	0	1	1	1.00	1	1.00	3	5	0	8
11	FRACYON, Jack	16-1	1	0	1	3	.333	1	.333	4	6	0	29	5-5	1	0	1	1	1.00	1	1.00	0	2	0	11
36	CALANDRINO, Jo	1-0	1	0	1	1	1.00	1	1.00	1	0	0	0	-											
6	ROSS, Alex	16-1	1	0	1	8	.125	4	.500	5	23	0	30	5-5	0	0	0	3	.000	2	.667	2	4	0	12
15	HENNING, Kris	4-0	1	0	1	3	.333	1	.333	1	0	0	1	-											
10	GLATZ, Garrett	3-0	1	1	2	2	.500	1	.500	2	0	0	0	-											
28	COSTIN, Will	16-1	1	1	2	5	.200	1	.200	7	13	0	27	5-5	0	0	0	3	.000	0	.000	4	3	0	9
54	JOHNSON, Ben	2-0	0	0	0	2	.000	1	.500	0	0	0	1	-											
17	RIETANO, Mac	2-0	0	0	0	1	.000	0	.000	1	0	0	1	-											
13	JASZCZ, Dylan	2-0	0	0	0	1	.000	0	.000	0	0	0	0	1-0	0	0	0	0	.000	0	.000	0	0	0	0
8	DIBARTOLOMEO, 11-0	0	1	1	0	.000	0	.000	2	7	0	1	1	5-0	0	1	1	0	.000	0	.000	1	3	0	0
3	GRUBE, Max	2-0	0	0	0	0	.000	0	.000	0	0	0	0	-											
16	PARNHAM, Kevin	16-1	0	3	3	1	.000	0	.000	4	29	0	41	5-5	0	2	2	0	.000	0	.000	0	8	0	9
27	PIFFATH, Brad	1-0	0	0	0	0	.000	0	.000	0	0	0	0	-											
19	SCURCI, Wesley	2-0	0	0	0	2	.000	1	.500	1	0	0	0	-											
48	TORGGLER, Dillo	2-0	0	0	0	0	.000	0	.000	0	0	0	0	-											
44	BUONO, Pup	2-0	0	0	0	0	.000	0	.000	0	1	0	1	-											
29	MCKEON, Mark	3-0	0	0	0	0	.000	0	.000	0	1	0	1	-											
5	DIBARTOLOMEO, 1-0	0	0	0	0	.000	0	.000	1	0	0	0	0	-											
1	SCANLON, Finn	4-0	0	0	0	0	.000	0	.000	0	0	0	0	1-0	0	0	0	0	.000	0	.000	0	0	0	0
42	O'CONNOR, Ryan	16-2	0	2	2	2	.000	0	.000	3	8	0	32	5-0	0	1	1	1	.000	0	.000	1	2	0	12
40	SCARPELLO, Luk	6-0	0	1	1	0	.000	0	.000	1	3	0	1	-											
38	MULLINS, Chase	9-0	0	0	0	0	.000	0	.000	0	0	0	2	-											
32	GILLS, Reid	12-0	0	0	0	1	.000	0	.000	2	3	0	27	5-0	0	0	0	0	.000	0	.000	1	0	0	3
31	KEENAN, Patrick	10-0	0	0	0	0	.000	0	.000	0	0	0	3	-											
18	DIBARTOLOMEO, 16-0	0	0	0	0	0	.000	0	.000	4	7	0	21	5-0	0	0	0	0	.000	0	.000	0	2	0	9
45	MCAVOY, Sammy	1-0	0	0	0	0	.000	0	.000	0	0	0	0	-											
52	HUGHSON, Richie	2-0	0	0	0	0	.000	0	.000	0	0	0	0	-											
Total		16	200	125	325	680	.294	394	.579	23	16	12	520	5	50	32	82	202	.248	106	.525	72	54	3	150
Opponents		16	148	93	241	509	.291	291	.572	27	13	4	413	5	42	27	69	144	.292	85	.590	91	49	2	136

OVERALL											CONFERENCE										
##	Player	gp-gs	min.	ga	gaavg	saves	pct	w	l	t	gp-gs	min.	ga	gaavg	saves	pct	w	l	t		
54	JOHNSON, Ben	1-0	15:00	2	8.00	3	.600	0	0	0	-										
11	FRACYON, Jack	16-1	948:56	146	9.23	140	.490	11	4	0	5-5	300:00	42	8.40	43	.506	3	2	0		
Total		16	963:56	148	9.21	143	.491	11	4	0	5	300:00	42	8.40	43	.506	3	2	0		
Opponents		16	963:56	200	12.45	194	.492	4	11	0	5	300:00	50	10.00	56	.528	2	3	0		

Goals by Period	1st	2nd	3rd	4th	OT	Total
Penn State	48	52	46	53	1	200
Opponents	43	39	32	33	1	148

Shots by Period	1st	2nd	3rd	4th	OT	Total
Penn State	178	160	169	172	1	680
Opponents	138	135	119	116	1	509

Saves by Period	1st	2nd	3rd	4th	OT	Total
Penn State	42	31	37	33	0	143
Opponents	52	44	51	47	0	194

Goals by Period	1st	2nd	3rd	4th	Total
Penn State	15	13	9	13	50
Opponents	11	11	13	7	42

Shots by Period	1st	2nd	3rd	4th	Total
Penn State	58	45	45	54	202
Opponents	38	39	38	29	144

Saves by Period	1st	2nd	3rd	4th	Total
Penn State	13	11	10	9	43
Opponents	12	14	13	17	56

#WEARE

2025 PENN STATE MEN'S LACROSSE

NUMBER 1	FINN SCANLON	DISR 6-0 Washington D.C. Gonzaga College
---------------------------	-------------------------	---

CAREER STATISTICS

Season	GP	G	A	Pts	Shots	Shot%	SOG	SOG%	UP	DN	GB	TO	CT	Faceoff	Pct.	Pen-Min
2022	1	0	0	0	-	-	-	-	0	0	0	0	0	0-0	.000	0-0.0
2024	2	0	0	0	-	-	-	-	0	0	1	0	0	0-0	.000	0-0.0
2025	3	0	0	0	-	-	-	-	0	0	0	0	0	0-0	.000	0-0.0
TOTAL	6	0	0	0	-	-	-	-	0	0	1	0	0	0-0	.000	0-0.0



NUMBER 2	BRENDEN LEARY	SSDM 50 6-4 Villanova, Pa. Haverford School
---------------------------	--------------------------	--

CAREER STATISTICS

Season	GP	G	A	Pts	Shots	Shot%	SOG	SOG%	UP	DN	GB	TO	CT	Faceoff	Pct.	Pen-Min
2024	16	0	0	0	3	.000	2	.667	0	0	3	3	2	0-0	.000	4-4.0
2025	16	4	1	5	16	.250	10	.625	0	0	21	6	12	0-0	.000	3-2.5
TOTAL	32	4	1	5	19	.211	12	.632	0	0	24	9	14	0-0	.000	7-6.5

GAME HIGHS

GOALS

SEASON-1, 3X (Last Johns Hopkins, 4/26/25)
CAREER-1, 3X (Last Johns Hopkins, 4/26/25)
BIG TEN-1, 2X, (Last Johns Hopkins, 4/26/25)

POINTS

SEASON-1, 3X (Last Johns Hopkins, 4/26/25)
CAREER-1, 3X (Last Johns Hopkins, 4/26/25)
BIG TEN-1, 2X, (Last Johns Hopkins, 4/26/25)

ASSISTS

SEASON --
CAREER --
BIG TEN --

SHOTS

SEASON 6 (Navy, 2/22/25)
CAREER 6 (Navy, 2/22/25)
BIG TEN 2 (Johns Hopkins, 4/26/25)

GROUND BALLS

SEASON 4, 2X (Last Colgate, 5/10/25)
CAREER 4, 2X (Last Colgate, 5/10/25)
BIG TEN 4, 2X (Last Colgate, 5/10/25)

CAUSED TURNOVERS

SEASON 3 (Colgate, 5/10/25)
CAREER 3 (Colgate, 5/10/25)
BIG TEN 3 (Colgate, 5/10/25)



NUMBER 3	MAX GRUBE	DIJR 6-2 Manhelm, Pa. Hempfield
---------------------------	----------------------	--

CAREER STATISTICS

Season	GP	G	A	Pts	Shots	Shot%	SOG	SOG%	UP	DN	GB	TO	CT	Faceoff	Pct.	Pen-Min
2024	12	14	10	24	42	.333	29	.690	1	0	17	19	3	0-0	.000	0-0.0
2025	11	20	6	26	56	.357	33	.589	1	0	19	14	5	0-0	.000	1-0.5
TOTAL	23	34	16	50	98	.347	62	.633	2	0	36	33	8	0-0	.000	1-0.5



NUMBER 4	KYLE LEHMAN	AI SO 5-9 Ambler, Pa. Wissahickon
---------------------------	------------------------	--

CAREER STATISTICS

Season	GP	G	A	Pts	Shots	Shot%	SOG	SOG%	UP	DN	GB	TO	CT	Faceoff	Pct.	Pen-Min
2024	12	14	10	24	42	.333	29	.690	1	0	17	19	3	0-0	.000	0-0.0
2025	13	22	7	29	67	.328	37	.552	1	0	23	16	5	0-0	.000	1-0.5
TOTAL	25	36	17	53	109	.330	66	.606	2	0	40	35	8	0-0	.000	1-0.5

GAME HIGHS

GOALS

SEASON 5, (at Yale, 3/1/25)
CAREER 5, (at Yale, 3/1/25)
BIG TEN 4 (Johns Hopkins, 4/26/25)

POINTS

SEASON-5, 2X (Last Johns Hopkins, 4/26/25)
CAREER-5, 2X (Last Johns Hopkins, 4/26/25)
BIG TEN 5 (Johns Hopkins, 4/26/25)

ASSISTS

SEASON 2, (Last Colgate, 2/1/25)
CAREER 2, 3X (Last Colgate, 2/1/25)
BIG TEN 2, 2X (Last vs. Michigan, 5/4/24)

SHOTS

SEASON 7 (at Yale, 3/1/25)
CAREER 7, 2X (Last at Yale, 3/1/25)
BIG TEN 7 (Michigan, 4/13/24)

GROUND BALLS

SEASON 4, 2X (Last Colgate, 5/10/25)
CAREER 4, 2X (Last Colgate, 5/10/25)
BIG TEN 4, 2X (Last Colgate, 5/10/25)

CAUSED TURNOVERS

SEASON 3, (Ohio State, 3/23/25)
CAREER 3, (Ohio State, 3/23/25)
BIG TEN 3, (Ohio State, 3/23/25)



#BRICKSQUAD

2025 PENN STATE MEN'S LACROSSE

NUMBER

5

**ROMAN
DIBARTOLOMEO**

**SSDM | FR | 5-11
Lower Merlon, Pa.
Malvern Prep**

CAREER STATISTICS

Season	GP	G	A	Pts	Shots	Shot%	SOG	SOG%	UP	DN	GB	TO	CT	Faceoff	Pct.	Pen-Min
2025	1	0	0	0	-	-	-	-	0	0	0	1	0	0-0	.000	0-0.0
TOTAL	1	0	0	0	-	-	-	-	0	0	0	1	0	0-0	.000	0-0.0



NUMBER

6

**ALEX
ROSS**

**D | JR | 6-1
Davidsonville, Md.
Archbishop
Spalding**

CAREER STATISTICS

Season	GP	G	A	Pts	Shots	Shot%	SOG	SOG%	UP	DN	GB	TO	CT	Faceoff	Pct.	Pen-Min
2023	16	0	0	0	-	-	-	-	0	0	20	5	14	0-0	.000	7-6.0
2024	16	0	0	0	1	.000	-	-	0	0	30	6	16	0-0	.000	3-2.5
2025	16	1	0	1	8	.125	4	.500	0	1	30	5	23	0-0	.000	2-2.0
TOTAL	48	1	0	1	9	.111	4	.444	0	1	80	16	53	0-0	.000	12-10.5

HIGHS

GOALS

SEASON.....1 (at Cornell, 3/8/25)
CAREER.....1 (at Cornell, 3/8/25)
BIG TEN.....--

POINTS

SEASON.....1 (at Cornell, 3/8/25)
CAREER.....1 (at Cornell, 3/8/25)
BIG TEN.....--

ASSISTS

SEASON.....--
CAREER.....--
BIG TEN.....--

SHOTS

SEASON-2 (Johns Hopkins, 4/12/25)
CAREER-2 (Johns Hopkins, 4/12/25)
BIG TEN-2 (Johns Hopkins, 4/12/25)

GROUND BALLS

SEASON.....5 (Ohio State, 3/23/25)
CAREER.....7 (Maryland, 5/2/24)
BIG TEN.....7 (Maryland, 5/2/24)

CAUSED TURNOVERS

SEASON.....4 (Colgate, 2/1/25)
CAREER4, 2X (Last Colgate, 2/1/25)
BIG TEN-2 , 2X(Last Johns Hopkins 4/26/25)



NUMBER

8

**PERI
DIBARTOLOMEO**

**A | SO | 5-9
Lower Merlon, Pa.
Malvern Prep**

CAREER STATISTICS

Season	GP	G	A	Pts	Shots	Shot%	SOG	SOG%	UP	DN	GB	TO	CT	Faceoff	Pct.	Pen-Min
2025	11	0	1	1	-	-	-	-	0	0	1	2	7	0-1	.000	1-0.5
TOTAL	11	0	1	1	-	-	-	-	0	0	1	2	7	0-1	.000	1-0.5



NUMBER

9

**COLBY
BALDWIN**

**FO | SO | 5-10
White Plains, N.Y.
Scarsdale**

CAREER STATISTICS

Season	GP	G	A	Pts	Shots	Shot%	SOG	SOG%	UP	DN	GB	TO	CT	Faceoff	Pct.	Pen-Min
2024	16	1	1	2	7	.143	3	.429	0	0	44	6	4	85-224	.379	3-1.5
2025	13	3	4	7	12	.250	7	.583	0	0	75	4	4	156-269	.580	1-1.0
TOTAL	29	4	5	9	19	.211	10	.526	0	0	119	10	8	241-493	.489	4-2.5

HIGHS

GOALS

SEASON1, 3X (Last Rutgers, 4/18/25)
CAREER-1 4X (Last Rutgers, 4/18/25)
BIG TEN.....1 (Rutgers, 4/18/25)

POINTS

SEASON. 2, 2X (Last at Yale, 3/1/25)
CAREER. 2, 2X (Last at Yale, 3/1/25)
BIG TEN1, 2X (Last Rutgers, 4/18/25)

ASSISTS

SEASON.....2 (Princeton, 2/15/25)

CAREER.....2 (Princeton, 2/15/25)
BIG TEN.....1 (Michigan, 4/13/24)

SHOTS

SEASON2, 2X (Last Princeton 2/15/25)
CAREER2, 4X (Last Princeton 2/15/25)
BIG TEN.....--

GROUND BALLS

SEASON-10, 2X (Last at Cornell, 3/8/25)
CAREER.....12 (Cornell, 3/9/24)
BIG TEN-8 (Johns Hopkins, 4/26/25)

CAUSED TURNOVERS

SEASON.....1 (Colgate, 2/1/25)
CAREER1, 5X (Last Colgate, 2/1/25)
BIG TEN.....1 (Michigan, 5/4/24)

FACEOFF WINS

SEASON.....19 (Princeton, 2/15/25)
CAREER.....19 (Princeton, 2/15/25)
BIG TEN-14 (Johns Hopkins 4/26/25)




#WEARE

2025 PENN STATE MEN'S LACROSSE

NUMBER
10

GARRETT GLATZ
A | SR | 5-11
Shrewsbury, Pa.
Boys' Latin School




CAREER STATISTICS

Season	GP	G	A	Pts	Shots	Shot%	SOG	SOG%	UP	DN	GB	TO	CT	Faceoff	Pct.	Pen-Min
2022	1	0	0	0	-	-	-	-	0	0	0	1	0	0-0	.000	0-0.0
2024	4	0	0	0	1	.000	1	1.000	0	0	1	0	0	0-0	.000	0-0.0
2025	2	1	1	2	2	.500	1	.500	0	0	0	2	0	0-0	.000	0-0.0
TOTAL	7	1	1	2	3	.333	2	.667	0	0	1	3	0	0-0	.000	0-0.0

NUMBER
11

JACK FRACYON
GK | SR | 6-1
Annapolis, Md.
Bulls School



CAREER STATISTICS

Season	GP	G	A	Pts	Shots	Shot%	SOG	SOG%	UP	DN	GB	TO	CT	Faceoff	Pct.	Pen-Min
2022	7	0	0	0	-	-	-	-	0	0	9	1	2	0-0	.000	0-0.0
2023	16	0	0	0	-	-	-	-	0	0	30	9	4	0-0	.000	0-0.0
2024	16	0	0	0	1	.000	-	-	0	0	33	3	4	0-0	.000	0-0.0
2025	16	1	0	1	3	.333	1	.333	0	0	29	4	6	0-0	.000	0-0.0
TOTAL	55	1	0	1	4	.250	1	.250	0	0	101	17	16	0-0	.000	0-0.0


Goalie	GP	Minutes	GA	GAAvg	Saves	Save%	W	L	T	Sho
2022	7	261:08	55	12.64	64	.538	1	2	0	0
2023	16	952:50	173	10.89	222	.562	11	5	0	0
2024	16	952:17	157	9.89	209	.571	11	5	0	0
2025	16	948:56	146	9.23	140	.490	11	4	0	0
TOTAL	55	3115:11	531	10.23	635	.545	34	16	0	0

HIGHS

SAVES SEASON.....17 (at Yale 3/1/25) CAREER.....19 (Michigan 4/13/24) BIG TEN.....19 (Michigan 4/13/24)	CAUSED TURNOVERS SEASON.....2 (Colgate, 5/10/25) CAREER-2, 3X (Last Colgate, 5/10/26) BIG TEN-2, 3X (Last Colgate, 5/10/26)	GOALS SEASON.....1 (Rutgers, 4/18/25) CAREER.....1 (Rutgers, 4/18/25) BIG TEN.....1 (Rutgers, 4/18/25)
GROUND BALLS SEASON-5 (Johns Hopkins, 4/12/25) CAREER.....6 (Villanova, 2/10/24) BIG TEN-5, 2X (Last Johns Hopkins 4/12/25)	SHOTS SEASON.....1 (at Villanova, 2/9/25) CAREER-1, 2X (Last at Villanova, 2/9/25) BIG TEN.....1 (Michigan, 4/13/24)	POINTS SEASON.....1 (Rutgers, 4/18/25) CAREER.....1 (Rutgers, 4/18/25) BIG TEN.....1 (Rutgers, 4/18/25)

NUMBER
12

WILL PEDEN
A | SR | 5-11
Downingtown, Pa.
Malvern Prep



CAREER STATISTICS

Season	GP	G	A	Pts	Shots	Shot%	SOG	SOG%	UP	DN	GB	TO	CT	Faceoff	Pct.	Pen-Min
2022	14	11	21	32	28	.393	18	.643	0	0	13	27	1	0-0	.000	1-1.0
2023	7	0	3	3	4	.000	1	.250	0	0	6	3	0	0-0	.000	0-0.0
2024	12	12	9	21	28	.429	16	.571	0	0	5	6	3	0-0	.000	0-0.0
2025	16	6	9	15	26	.231	16	.615	0	0	8	8	1	0-0	.000	0-0.0
TOTAL	49	29	42	71	86	.337	51	.593	0	0	32	44	5	0-0	.000	1-1.0

HIGHS

GOALS SEASON.....2 (Colgate 2/1/25) CAREER-4, 2X (Last Marquette 3/16/24) BIG TEN.....2 (Maryland, 3/27/22)	ASSISTS SEASON.....2 (Colgate, 2/1/25) CAREER-4 (at Saint Joseph's, 2/19/22) BIG TEN-3 (at Johns Hopkins, 4/16/22)	GROUND BALLS SEASON-1, 3X (Last Colgate, 5/10/25) CAREER-3, 4X (Last at JHop, 4/8/23) BIG TEN-3, 2X (Last at JHop, 4/8/23)
POINTS SEASON.....2 (Colgate, 2/1/25) CAREER-5 (at Saint Joseph's, 2/19/22) BIG TEN-5 (at Johns Hopkins, 4/16/22)	SHOTS SEASON.....3 (Navy 2/22/25) CAREER.....9 (Marquette 3/16/24) BIG TEN.....4 (at Ohio State, 4/1/22)	CAUSED TURNOVERS SEASON.....-- CAREER.....2 (Yale, 3/2/24) BIG TEN.....1 (at Ohio State 4/1/22)

2025 PENN STATE MEN'S LACROSSE

NUMBER

13

**DYLAN
JASZCZ**

A | FR | 5-10
West Chester, Pa.
Episcopal
Academy

CAREER STATISTICS



NUMBER

14

**MAC
HOBBS**

M | JR | 5-11
Dallas, Texas
Jesuit College
Prep

CAREER STATISTICS

Season	GP	G	A	Pts	Shots	Shot%	SOG	SOG%	UP	DN	GB	TO	CT	Faceoff	Pct.	Pen-Min
2023	6	1	0	1	2	.500	2	1.000	0	0	1	0	0	0-0	.000	0-0.0
2024	2	0	0	0	1	.000	-	-	0	0	0	0	0	0-0	.000	0-0.0
2025	13	4	0	4	23	.174	9	.391	1	0	3	8	1	0-0	.000	0-0.0
TOTAL	21	5	0	5	26	.192	11	.423	1	0	4	8	1	0-0	.000	0-0.0

HIGHS

GOALS

SEASON.....2 (Princeton 2/15/25)
CAREER.....2 (Princeton 2/15/25)
BIG TEN.....1 (Rutgers, 4/21/23)

POINTS

SEASON.....2 (Princeton 2/15/25)
CAREER.....2 (Princeton 2/15/25)
BIG TEN.....1 (Rutgers, 4/21/23)

ASSISTS

SEASON.....--
CAREER.....--
BIG TEN.....--

SHOTS

SEASON.....6 (Princeton 2/15/25)
CAREER.....6 (Princeton 2/15/25)
BIG TEN-1, 3X (Last Ohio State, 3/23/25)

GROUND BALLS

SEASON..1, 2X (Last Navy, 2/22/25)
CAREER..1, 3X (Last Navy, 2/22/25)
BIG TEN.....1 (three times)

CAUSED TURNOVERS

SEASON.....--
CAREER.....--
BIG TEN.....--



NUMBER

15

**KRIS
HENNING**

M | SO | 5-11
Garnet Valley, Pa.
Garnet Valley

CAREER STATISTICS

Season	GP	G	A	Pts	Shots	Shot%	SOG	SOG%	UP	DN	GB	TO	CT	Faceoff	Pct.	Pen-Min
2025	4	1	0	1	3	.333	1	.333	0	0	1	1	0	0-0	.000	0-0.0
TOTAL	4	1	0	1	3	.333	1	.333	0	0	1	1	0	0-0	.000	0-0.0



NUMBER

16

**KEVIN
PARNHAM**

D | SR | 6-1
Tewksbury, N.J.
The Pingry

CAREER STATISTICS

Season	GP	G	A	Pts	Shots	Shot%	SOG	SOG%	UP	DN	GB	TO	CT	Faceoff	Pct.	Pen-Min
2022	14	0	0	0	-	-	-	-	0	0	38	4	12	0-0	.000	3-3.0
2023	10	0	0	0	-	-	-	-	0	0	18	5	5	0-0	.000	2-2.0
2024	8	0	0	0	-	-	-	-	0	0	12	1	6	0-0	.000	0-0.0
2025	16	0	3	3	1	.000	-	-	0	0	41	4	29	0-0	.000	4-3.5
TOTAL	48	0	3	3	1	.000	-	-	0	0	109	14	52	0-0	.000	9-8.5

HIGHS

GOALS

SEASON.....--
CAREER.....--
BIG TEN.....--

POINTS

SEASON.....1 (at Villanova, 2/9/25)
CAREER.....1 (at Villanova, 2/9/25)
BIG TEN.....--

ASSISTS

SEASON.....1 (at Villanova, 2/9/25)
CAREER.....1 (at Villanova, 2/9/25)
BIG TEN.....--

SHOTS

SEASON.....1 (at Villanova, 2/9/25)
CAREER.....1 (at Villanova, 2/9/25)
BIG TEN.....--

GROUND BALLS

SEASON.....6 (Colgate, 5/10/25)
CAREER.....6 (Colgate, 5/10/25)
BIG TEN.....6 (Colgate, 5/10/25)

CAUSED TURNOVERS

SEASON-4, 2X (Last Colgate, 5/10/25)
CAREER-4, 2X (Last Colgate, 5/10/25)
BIG TEN-3, 2X (Last Johns Hopkins 4/12/25)



#WEARE

2025 PENN STATE MEN'S LACROSSE

NUMBER
17

**MAC
RIETANO**

**M | SR | 6-1
Washington, D.C.
Bulls School**



CAREER STATISTICS

Season	GP	G	A	Pts	Shots	Shot%	SOG	SOG%	UP	DN	GB	TO	CT	Faceoff	Pct.	Pen-Min
2024	1	0	0	0	-	-	-	-	0	0	0	0	0	0-0	.000	0-0.0
2025	2	0	0	0	1	.000	-	-	0	0	1	1	0	0-0	.000	0-0.0
TOTAL	3	0	0	0	1	.000	-	-	0	0	1	1	0	0-0	.000	0-0.0

NUMBER
18

**LUCCA
DIBARTOLOMEO**

**LSM | FR | 6-0
Lower Merlon, Pa.
Malvern Prep**



CAREER STATISTICS

Season	GP	G	A	Pts	Shots	Shot%	SOG	SOG%	UP	DN	GB	TO	CT	Faceoff	Pct.	Pen-Min
2025	16	0	0	0	-	-	-	-	0	0	21	4	7	0-0	.000	3-2.5
TOTAL	16	0	0	0	-	-	-	-	0	0	21	4	7	0-0	.000	3-2.5

HIGHS

GOALS

SEASON.....--
CAREER.....--
BIG TEN.....--

POINTS

SEASON.....--
CAREER.....--
BIG TEN.....--

ASSISTS

SEASON.....--
CAREER.....--
BIG TEN.....--

SHOTS

SEASON.....--
CAREER.....--
BIG TEN.....--

GROUND BALLS

SEASON.....4 (Ohio State, 3/23/25)
CAREER.....4 (Ohio State, 3/23/25)
BIG TEN.....4 (Ohio State, 3/23/25)

CAUSED TURNOVERS

SEASON-1, 5X (Last Ohio State, 3/23/25)
CAREER-1, 5X (Last Ohio State, 3/23/25)
BIG TEN.....1 (Ohio State, 3/23/25)

NUMBER
19

**WESLEY
SCURCI**

**A | JR | 6-1
Mars, Pa.
Mars Area**



CAREER STATISTICS

Season	GP	G	A	Pts	Shots	Shot%	SOG	SOG%	UP	DN	GB	TO	CT	Faceoff	Pct.	Pen-Min
2025	1	0	0	0	-	-	-	-	0	0	0	0	0	0-0	.000	0-0.0
TOTAL	1	0	0	0	-	-	-	-	0	0	0	0	0	0-0	.000	0-0.0

NUMBER
20

**ETHAN
LONG**

**M | SR | 6-0
Phoenix, Md.
Calvert Hall**



CAREER STATISTICS

Season	GP	G	A	Pts	Shots	Shot%	SOG	SOG%	UP	DN	GB	TO	CT	Faceoff	Pct.	Pen-Min
2022	10	6	12	18	23	.261	14	.609	3	0	7	11	0	0-0	.000	0-0.0
2023	16	17	9	26	49	.347	26	.531	3	0	7	18	0	0-0	.000	0-0.0
2024	16	12	10	22	42	.286	25	.595	3	0	9	16	1	0-0	.000	0-0.0
2025	14	18	17	35	66	.273	31	.470	1	0	14	25	3	0-0	.000	3-2.5
TOTAL	56	53	48	101	180	.294	96	.533	10	0	37	70	4	0-0	.000	3-2.5

HIGHS

GOALS

SEASON 4 (Robert Morris, 3/12/25)
CAREER.....5 (Princeton, 5/14/23)
BIG TEN.....3 (Rutgers, 4/27/24)

POINTS

SEASON..5 (Robert Morris, 3/12/25)
CAREER-5, 4X (Last Robert Morris, 3/12/25)
BIG TEN3, 4X (last Rutgers, 4/27/24)

ASSISTS

SEASON.....3 (Colgate, 5/10/25)
CAREER-3, 3X (Last Colgate, 5/10/25)
BIG TEN-2, 2X (Last at Michigan, 4/16/23)

SHOTS

SEASON-7, 2X (Last at Maryland 3/29/25)
CAREER.....8 (Colgate 2/2/24)
BIG TEN.....7 (at Maryland, 3/29/25)

GROUND BALLS

SEASON.....3 (at Cornell, 3/8/25)
CAREER-3, 3X (Last at Cornell, 3/8/25)
BIG TEN.....2 (at Rutgers, 4/24/22)

CAUSED TURNOVERS

SEASON-1, 2X (Last Colgate, 5/10/25)
CAREER-1, 2X (Last Colgate, 2/1/25)
BIG TEN.....--

#BRICKSQUAD

2025 PENN STATE MEN'S LACROSSE

NUMBER
21

LUKE
WALSTRUM

M | SR | 5-10
Newtown, Pa.
Council Rock
North



CAREER STATISTICS

Season	GP	G	A	Pts	Shots	Shot%	SOG	SOG%	UP	DN	GB	TO	CT	Faceoff	Pct.	Pen-Min
2022	2	0	0	0	-	-	-	-	0	0	0	0	0	0-0	.000	0-0.0
2023	3	0	0	0	1	.000	-	-	0	0	0	1	0	0-0	.000	0-0.0
2024	16	14	9	23	36	.389	22	.611	1	0	6	16	1	0-0	.000	1-1.0
2025	16	16	15	31	50	.320	31	.620	2	0	13	18	2	0-0	.000	0-0.0
TOTAL	37	30	24	54	87	.345	53	.609	3	0	19	35	3	0-0	.000	1-1.0

HIGHS

GOALS

SEASON-3 (Robert Morris, 3/12/25)
CAREER-3 (Robert Morris, 3/12/25)
BIG TEN-2, 3X (Last Rutgers, 4/18/25)

POINTS

SEASON-5, 2X (Last Robert Morris, 2/22/25)
CAREER-5, 2X (Last Robert Morris, 2/22/25)
BIG TEN-.....4 (Rutgers, 2/27/24)

ASSISTS

SEASON-4 (Johns Hopkins, 4/26/25)
CAREER-4 (Johns Hopkins, 4/26/25)
BIG TEN-4 (Johns Hopkins, 4/26/25)

SHOTS

SEASON-4, 7X (Last Maryland, 5/1/25)
CAREER-4, 10X (Last Maryland, 5/1/25)
BIG TEN-4, 6X (Last Maryland, 5/1/25)

GROUND BALLS

SEASON-.....3 (Ohio State, 3/23/25)
CAREER-.....3 (Ohio State, 3/23/25)
BIG TEN-.....3 (Ohio State, 3/23/25)

CAUSED TURNOVERS

SEASON-.....1 (Ohio State, 3/23/25)
CAREER-1, 2X (Last Ohio State, 3/23/25)
BIG TEN-.....1 (Ohio State, 3/23/25)

NUMBER
22

MATT
TRAYNOR

M | SR | 6-2
Downingtown, Pa.
Malvern Prep



CAREER STATISTICS

Season	GP	G	A	Pts	Shots	Shot%	SOG	SOG%	UP	DN	GB	TO	CT	Faceoff	Pct.	Pen-Min
2022	2	1	0	1	4	.250	4	1.000	0	0	0	1	0	0-0	.000	0-0.0
2023	16	32	7	39	76	.421	53	.697	5	0	19	14	6	0-0	.000	1-1.0
2024	16	45	7	52	146	.308	89	.610	2	0	47	28	8	0-0	.000	3-2.5
2025	14	42	17	59	129	.326	84	.651	1	0	35	28	3	0-0	.000	1-0.5
TOTAL	48	120	31	151	355	.338	230	.648	8	0	101	71	17	0-0	.000	5-4.0

HIGHS

GOALS

SEASON-7 (Johns Hopkins, 4/12/25)
CAREER-7, 2X (Last Johns Hopkins, 4/12/25)
BIG TEN-7 (Johns Hopkins, 4/12/25)

POINTS

SEASON-8 (Johns Hopkins, 4/12/25)
CAREER-8, 2X (Last Johns Hopkins, 4/12/25)
BIG TEN-8 (Johns Hopkins, 4/12/25)

ASSISTS

SEASON-2, 3X (Last Navy, 2/22/25)
CAREER-2, 6X (Last Navy, 2/22/25)
BIG TEN-.....2 (Maryland, 3/31/24)

SHOTS

SEASON-17 (Johns Hopkins, 4/12/25)
CAREER-17 (Johns Hopkins, 4/12/25)
BIG TEN-17 (Johns Hopkins, 4/12/25)

GROUND BALLS

SEASON-.....8 (Colgate, 5/10/25)
CAREER-.....8 (Colgate, 5/10/25)
BIG TEN-.....8 (Colgate, 5/10/25)

CAUSED TURNOVERS

SEASON-1, 3X (Last Johns Hopkins, 4/12/25)
CAREER-.....3 (Villanova, 2/10/24)
BIG TEN-1, 3X (Last Johns Hopkins, 4/12/25)

NUMBER
23

HUNTER
AQUINO

M | FR | 6-4
Easton, Pa.
Academy of the New
Church Secondary Schools



CAREER STATISTICS

Season	GP	G	A	Pts	Shots	Shot%	SOG	SOG%	UP	DN	GB	TO	CT	Faceoff	Pct.	Pen-Min
2025	15	16	21	37	47	.340	23	.489	4	0	16	13	2	0-0	.000	1-0.5
TOTAL	15	16	21	37	47	.340	23	.489	4	0	16	13	2	0-0	.000	1-0.5

HIGHS

GOALS

SEASON-.....3, (Princeton, 2/15/25)
CAREER-.....3, (Princeton, 2/15/25)
BIG TEN-.....--

POINTS

SEASON-.....7, (at Yale, 3/1/25)
CAREER-.....7, (at Yale, 3/1/25)
BIG TEN-.....--

ASSISTS

SEASON-.....5, (at Yale, 3/1/25)
CAREER-.....5, (at Yale, 3/1/25)
BIG TEN-.....--

SHOTS

SEASON-.....8 (at Cornell, 3/8/25)
CAREER-.....8 (at Cornell, 3/8/25)
BIG TEN-3, 2X (Last Maryland, 5/1/25)

GROUND BALLS

SEASON-.....3, (Navy, 2/22/25)
CAREER-.....3, (Navy, 2/22/25)
BIG TEN-2 (Johns Hopkins, 4/12/25)

CAUSED TURNOVERS

SEASON-1, 2X (Last Johns Hopkins, 4/12/25)
CAREER-1, 2X (Last Johns Hopkins, 4/12/25)
BIG TEN-1, 2X (Last Johns Hopkins, 4/12/25)


#WEARE

2025 PENN STATE MEN'S LACROSSE

NUMBER
24

KYLE
ALDRIDGE

M | SR | 6-2
Middletown, N.J.
Salisbury School



CAREER STATISTICS

Season	GP	G	A	Pts	Shots	Shot%	SOG	SOG%	UP	DN	GB	TO	CT	Faceoff	Pct.	Pen-Min
2022	12	4	6	10	35	.114	19	.543	1	0	8	9	2	0-0	.000	0-0.0
2023	16	2	5	7	7	.286	7	1.000	0	0	28	3	5	0-0	.000	0-0.0
2025	15	3	2	5	14	.214	13	.929	0	0	23	4	10	0-0	.000	0-0.0
TOTAL	43	9	13	22	56	.161	39	.696	1	0	59	16	17	0-0	.000	0-0.0

HIGHS

GOALS
 SEASON-1, 3X (Last Ohio State, 3/23/25)
 CAREER-1, 9X (Last Ohio State, 3/23/25)
 BIG TEN-1, 5X (Last Ohio State, 3/23/25)

ASSISTS
 SEASON...1, 2X (Last Navy, 2/22/25)
 CAREER.....3 (Lafayette, 2/5/22)
 BIG TEN-1, 3X (Last Michigan, 3/4/22)

GROUND BALLS
 SEASON-3, 3X (Last at Cornell, 3/8/25)
 CAREER-4, 3X (Last at Stony Brook, 2/17/24)
 BIG TEN.....4 (Rutgers, 4/21/23)

POINTS
 SEASON-, 3X (Last at Cornell, 3/8/25)
 CAREER.....5, (Lafayette, 2/5/22)
 BIG TEN..2 (Johns Hopkins, 4/8/23)


SHOTS
 SEASON.....3 (Navy, 2/22/25)
 CAREER.....3, 2X (Navy, 2/22/25)
 BIG TEN...2, 3X (Last JHOP, 4/8/23)

CAUSED TURNOVERS
 SEASON-2, 3X (Last Johns Hopkins, 4/26/25)
 CAREER....3 (at Maryland, 3/25/23)
 BIG TEN.....3 (at Maryland, 3/25/23)

NUMBER
25

NILS
BARRY

A | JR | 6-3
San Anselmo, Calif.
St. Ignatius
College Prep



CAREER STATISTICS

Season	GP	G	A	Pts	Shots	Shot%	SOG	SOG%	UP	DN	GB	TO	CT	Faceoff	Pct.	Pen-Min
2022	8	6	3	9	12	.500	8	.667	0	0	4	5	1	0-0	.000	0-0.0
2023	3	0	0	0	-	-	-	-	0	0	0	2	0	0-0	.000	0-0.0
2025	1	2	0	2	2	1.000	2	1.000	0	0	0	0	0	0-0	.000	0-0.0
TOTAL	12	8	3	11	14	.571	10	.714	0	0	4	7	1	0-0	.000	0-0.0

HIGHS

GOALS
 SEASON..2 (Robert Morris, 3/12/25)
 CAREER.....3 (Lafayette, 2/5/22)
 BIG TEN.....2 (Maryland, 3/27/22)

ASSISTS
 SEASON.....--
 CAREER.....2 (Lafayette, 2/5/22)
 BIG TEN.....1 (at JHOP, 4/16/22)

GROUND BALLS
 SEASON.....--
 CAREER.....2 (Michigan, 4/8/22)
 BIG TEN.....2 (Michigan, 4/8/22)

POINTS
 SEASON..2 (Robert Morris, 3/12/25)
 CAREER.....5 (Lafayette, 2/5/22)
 BIG TEN.....2 (Maryland, 3/27/22)


SHOTS
 SEASON..2 (Robert Morris, 3/12/25)
 CAREER.....4 (Lafayette, 2/5/22)
 BIG TEN.....3 (Maryland, 3/27/22)

CAUSED TURNOVERS
 SEASON.....--
 CAREER.....1 (Villanova, 11/17/24)
 BIG TEN.....--

NUMBER
26

PATRICK
CARRAGHER

A | SO | 5-9
Merrick, N.Y.
St. Anthony's




CAREER STATISTICS

Season	GP	G	A	Pts	Shots	Shot%	SOG	SOG%	UP	DN	GB	TO	CT	Faceoff	Pct.	Pen-Min
2025	9	2	2	4	8	.250	4	.500	0	0	4	1	0	0-0	.000	0-0.0
TOTAL	9	2	2	4	8	.250	4	.500	0	0	4	1	0	0-0	.000	0-0.0

NUMBER
27

BRAD
PIFFATH

D | FR | 6-1
Folsom, Pa.
Malvern Prep



CAREER STATISTICS

Season	GP	G	A	Pts	Shots	Shot%	SOG	SOG%	UP	DN	GB	TO	CT	Faceoff	Pct.	Pen-Min
2025	1	0	0	0	-	-	-	-	0	0	0	0	0	0-0	.000	0-0.0
TOTAL	1	0	0	0	-	-	-	-	0	0	0	0	0	0-0	.000	0-0.0

#BRICKSQUAD

2025 PENN STATE MEN'S LACROSSE

NUMBER
28

**WILL
COSTIN**

**D | JR | 6-1
Haverford, Pa.
Haverford School**



CAREER STATISTICS

Season	GP	G	A	Pts	Shots	Shot%	SOG	SOG%	UP	DN	GB	TO	CT	Faceoff	Pct.	Pen-Min
2023	7	0	0	0	-	-	-	-	0	0	6	0	2	0-0	.000	0-0.0
2024	16	0	0	0	-	-	-	-	0	0	21	4	12	0-0	.000	2-2.0
2025	16	1	1	2	5	.200	1	.200	0	0	27	7	13	0-0	.000	1-0.5
TOTAL	39	1	1	2	5	.200	1	.200	0	0	54	11	27	0-0	.000	3-2.5

HIGHS

GOALS

SEASON.....1 (Colgate, 5/10/25)
CAREER.....1 (Colgate, 5/10/25)
BIG TEN.....1 (Colgate, 5/10/25)

POINTS

SEASON-1, 2X (Last Colgate, 5/10/25)
CAREER-1, 2X (Last Colgate, 5/10/25)
BIG TEN.....--

ASSISTS

SEASON.....1 (Colgate, 2/1/25)
CAREER.....1 (Colgate, 2/1/25)
BIG TEN.....--

SHOTS

SEASON-1, 2X (Last Colgate, 5/10/25)
CAREER-1, 2X (Last Colgate, 5/10/25)
BIG TEN.....--

GROUND BALLS

SEASON.....6 (at Yale, 3/1/25)
CAREER.....6 (at Yale, 3/1/25)
BIG TEN-4, 2X (Last Maryland, 5/2/24)

CAUSED TURNOVERS

SEASON.....3 (Colgate, 2/1/25)
CAREER-3, 3X (Last Colgate, 2/1/25)
BIG TEN.....3 (Rutgers, 4/19/24)

NUMBER
29

**MARK
MCKEON**

**SSDM | JR | 5-10
Wayne, Pa.
The Hill School**



CAREER STATISTICS

Season	GP	G	A	Pts	Shots	Shot%	SOG	SOG%	UP	DN	GB	TO	CT	Faceoff	Pct.	Pen-Min
2023	1	0	1	1	-	-	-	-	0	0	0	0	0	0-0	.000	0-0.0
2024	1	0	0	0	-	-	-	-	0	0	0	0	0	0-0	.000	0-0.0
2025	3	0	0	0	-	-	-	-	0	0	1	0	1	0-0	.000	0-0.0
TOTAL	5	0	1	1	-	-	-	-	0	0	1	0	1	0-0	.000	0-0.0

NUMBER
30

**ENZO
GRIECO**

**A | FR | 6-4
Mars, Pa.
Mars Area**



NUMBER
31

**PATRICK
KEENAN**

**D | SO | 5-8
Springfield, Pa.
Malvern Prep**





CAREER STATISTICS


Season	GP	G	A	Pts	Shots	Shot%	SOG	SOG%	UP	DN	GB	TO	CT	Faceoff	Pct.	Pen-Min
2025	9	0	0	0	-	-	-	-	0	0	3	0	0	0-0	.000	0-0.0
TOTAL	9	0	0	0	-	-	-	-	0	0	3	0	0	0-0	.000	0-0.0


#WEARE

2025 PENN STATE MEN'S LACROSSE

NUMBER 32	REID GILLS	FO FR 6-3 Annapolis, Md. Severn School														
CAREER STATISTICS																
Season	GP	G	A	Pts	Shots	Shot%	SOG	SOG%	UP	DN	GB	TO	CT	Faceoff	Pct.	Pen-Min
2025	12	0	0	0	1	.000	-	-	0	0	27	2	3	74-114	.649	0-0.0
TOTAL	12	0	0	0	1	.000	-	-	0	0	27	2	3	74-114	.649	0-0.0
HIGHS																
GOALS																
SEASON.....																
CAREER.....																
BIG TEN.....																
POINTS																
SEASON.....																
CAREER.....																
BIG TEN.....																
ASSISTS																
SEASON.....																
CAREER.....																
BIG TEN.....																
SHOTS																
SEASON.....1 (vs. Maryland, 5/1/25)																
CAREER.....1 (vs. Maryland, 5/1/25)																
BIG TEN.....1 (vs. Maryland, 5/1/25)																
GROUND BALLS																
SEASON.....8 (vs. Maryland, 5/1/25)																
CAREER.....8 (vs. Maryland, 5/1/25)																
BIG TEN.....8 (vs. Maryland, 5/1/25)																
CAUSED TURNOVERS																
SEASON-2 (vs. Notre Dame, 5/18/25)																
CAREER-2 (vs. Notre Dame, 5/18/25)																
BIG TEN.....																
FACEOFF WINS																
SEASON.....21 (Colgate, 5/10/25)																
CAREER.....21 (Colgate, 5/10/25)																
BIG TEN.....18 (vs. Maryland, 5/1/25)																


NUMBER 33	JON KING	SSDM JR 6-0 Draper, Utah Corner Canyon														
CAREER STATISTICS																
Season	GP	G	A	Pts	Shots	Shot%	SOG	SOG%	UP	DN	GB	TO	CT	Faceoff	Pct.	Pen-Min
2023	3	0	0	0	1	.000	1	1.000	0	0	0	0	0	0-0	.000	0-0.0
2024	16	0	0	0	2	.000	2	1.000	0	0	18	2	7	0-0	.000	1-1.0
2025	16	2	1	3	4	.500	2	.500	0	0	44	8	14	0-0	.000	3-1.5
TOTAL	35	2	1	3	7	.286	5	.714	0	0	62	10	21	0-0	.000	4-2.5
HIGHS																
GOALS																
SEASON-1, 2X (Last Ohio State, 3/23/25)																
CAREER-1, 2X (Last Ohio State, 3/23/25)																
BIG TEN-1, 2X (Last Ohio State, 3/23/25)																
POINTS																
SEASON-1, 3X (Last Ohio State, 3/23/25)																
CAREER-1, 3X (Last Ohio State, 3/23/25)																
BIG TEN.....1 (Ohio State, 3/23/25)																
ASSISTS																
SEASON.....1 (Princeton, 2/15/25)																
CAREER.....1 (Princeton, 2/15/25)																
BIG TEN.....--																
SHOTS																
SEASON-1, 3X (Last Maryland, 5/1/25)																
CAREER-1, 6X (Last Maryland, 5/1/25)																
BIG TEN-1, 4X (Last Maryland, 5/1/25)																
GROUND BALLS																
SEASON.....7 (vs. Maryland, 5/1/25)																
CAREER.....7 (vs. Maryland, 5/1/25)																
BIG TEN.....7 (vs. Maryland, 5/1/25)																
CAUSED TURNOVERS																
SEASON.....3 (Rutgers, 4/18/25)																
CAREER.....3 (Rutgers, 4/18/25)																
BIG TEN.....3 (Rutgers, 4/18/25)																


NUMBER 34	MICHAEL FARAONE	MISR 6-4 Franklin Square, N.Y. H. Frank Carey														
CAREER STATISTICS																
Season	GP	G	A	Pts	Shots	Shot%	SOG	SOG%	UP	DN	GB	TO	CT	Faceoff	Pct.	Pen-Min
2022	8	6	3	9	12	.500	8	.667	0	0	4	5	1	0-0	.000	0-0.0
2023	3	0	0	0	-	-	-	-	0	0	0	2	0	0-0	.000	0-0.0
TOTAL	11	6	3	9	12	.500	8	.667	0	0	4	7	1	0-0	.000	0-0.0
HIGHS																


NUMBER 36	JOE CALANDRINO	SSDM JR 5-11 Massapequa N.Y. St. Anthony's														
CAREER STATISTICS																
Season	GP	G	A	Pts	Shots	Shot%	SOG	SOG%	UP	DN	GB	TO	CT	Faceoff	Pct.	Pen-Min
2025	1	1	0	1	1	1.000	1	1.000	0	0	0	1	0	0-0	.000	0-0.0
TOTAL	1	1	0	1	1	1.000	1	1.000	0	0	0	1	0	0-0	.000	0-0.0

#BRICKSQUAD


2025 PENN STATE MEN'S LACROSSE

NUMBER 38	CHASE MULLINS	FO SR 6-1 Glen Allen Pa. St. Christopher's School														
CAREER STATISTICS																
Season	GP	G	A	Pts	Shots	Shot%	SOG	SOG%	UP	DN	GB	TO	CT	Faceoff	Pct.	Pen-Min
2023	16	0	0	0	2	.000	1	.500	0	0	53	5	2	154-336	.458	2-1.0
2024	14	0	1	1	-	-	-	-	0	0	52	3	1	106-204	.520	3-2.0
2025	9	0	0	0	-	-	-	-	0	0	2	0	0	6-20	.300	0-0.0
TOTAL	39	0	1	1	2	.000	1	.500	0	0	107	8	3	266-560	.475	5-3.0
HIGHS																
GOALS																
SEASON.....1 (at Rutgers, 4/19/24)																
CAREER.....1 (at Rutgers, 4/19/24)																
BIG TEN.....1 (at Rutgers, 4/19/24)																
POINTS																
SEASON.....1 (at Rutgers, 4/19/24)																
CAREER.....1 (at Rutgers, 4/19/24)																
BIG TEN.....1 (at Rutgers, 4/19/24)																
ASSISTS																
SEASON.....1 (at Rutgers, 4/19/24)																
CAREER.....1 (at Rutgers, 4/19/24)																
BIG TEN.....1 (at Rutgers, 4/19/24)																
SHOTS																
SEASON.....1 (at Rutgers, 4/19/24)																
CAREER-1, 2X (Last at OSU, 4/2/23)																
BIG TEN.....1 (Last at OSU, 4/2/23)																
GROUND BALLS																
SEASON1, 2X (Last Robert Morris, 3/12/25)																
CAREER-9, 2X (Last Colgate, /2/24)																
BIG TEN.....8 (Rutgers, 4/27/24)																
CAUSED TURNOVERS																
SEASON.....1 (at Rutgers, 4/19/24)																
CAREER1, 3X (Last Georgetown, 5/12/24)																
BIG TEN-1, 2X (Last Rutgers, 4/21/23)																
FACEOFF WINS																
SEASON.2 (Robert Morris, 3/12/25)																
CAREER-19, 3X (Last Rutgers, 4/21/23)																
BIG TEN-19, 2X (Last Rutgers, 4/21/23)																

NUMBER 40	LUKE SCARPELLO	SSDM JR 5-11 Shamong, N.J. St. Augustine Prep														
CAREER STATISTICS																
Season	GP	G	A	Pts	Shots	Shot%	SOG	SOG%	UP	DN	GB	TO	CT	Faceoff	Pct.	Pen-Min
2023	1	0	0	0	-	-	-	-	0	0	0	0	0	0-0	.000	0-0.0
2025	6	0	1	1	-	-	-	-	0	0	1	1	3	0-0	.000	1-0.5
TOTAL	7	0	1	1	-	-	-	-	0	0	1	1	3	0-0	.000	1-0.5


NUMBER 42	RYAN O'CONNOR	LSM JR 6-2 Springfield, Pa. Springfield														
CAREER STATISTICS																
Season	GP	G	A	Pts	Shots	Shot%	SOG	SOG%	UP	DN	GB	TO	CT	Faceoff	Pct.	Pen-Min
2023	16	1	0	1	2	.500	1	.500	0	0	22	4	8	0-0	.000	2-1.5
2024	15	0	0	0	-	-	-	-	0	0	27	4	10	0-0	.000	0-0.0
2025	16	0	2	2	2	.000	-	-	0	0	32	3	8	0-0	.000	0-0.0
TOTAL	47	1	2	3	4	.250	1	.250	0	0	81	11	26	0-0	.000	2-1.5
HIGHS																
GOALS																
SEASON.....1 (Colgate, 2/1/15)																
CAREER.....1 (Lafayette, 2/4/23)																
BIG TEN.....1 (Lafayette, 2/4/23)																
POINTS																
SEASON.....1 (Colgate, 2/1/15)																
CAREER.....1 (Lafayette, 2/4/23)																
BIG TEN.....1 (Lafayette, 2/4/23)																
ASSISTS																
SEASON.....1 (Colgate, 2/1/15)																
CAREER.....1 (Colgate, 2/1/15)																
BIG TEN.....1 (Colgate, 2/1/15)																
SHOTS																
SEASON.....1 (Colgate, 2/1/15)																
CAREER.1, 3X (Last Colgate, 2/1/15)																
BIG TEN.....1, (Ohio State, 4/2/23)																
GROUND BALLS																
SEASON....4 (at Maryland, 3/29/25)																
CAREER-4 (at Georgetown, 5/12/24)																
BIG TEN-4, 2X (Last at Maryland, 3/29/25)																
CAUSED TURNOVERS																
SEASON-2, 2X (Last Colgate, 5/10/25)																
CAREER-2, 8X (Last Colgate, 5/10/25)																
BIG TEN.....2 (Rutgers, 4/19/24)																

2025 PENN STATE MEN'S LACROSSE

NUMBER 44	PUP BUONO	LSM/D SR 6-2 Wayne, Pa. Malvern Prep														
CAREER STATISTICS																
Season	GP	G	A	Pts	Shots	Shot%	SOG	SOG%	UP	DN	GB	TO	CT	Faceoff	Pct.	Pen-Min
2022	14	0	0	0	1	.000	-	-	0	0	19	2	10	0-0	.000	12-10.5
2023	10	0	0	0	-	-	-	-	0	0	13	5	7	0-0	.000	8-6.5
2025	2	0	0	0	-	-	-	-	0	0	1	0	1	0-0	.000	0-0.0
TOTAL	26	0	0	0	1	.000	-	-	0	0	33	7	18	0-0	.000	20-17.0
HIGHS																
GOALS					ASSISTS					GROUND BALLS						
SEASON.....--					SEASON.....--					SEASON.....--						
CAREER.....--					CAREER.....--					CAREER.....5 (at Rutgers, 4/22/22)						
BIG TEN.....--					BIG TEN.....--					BIG TEN.....5 (at Rutgers, 4/22/22)						
POINTS					SHOTS					CAUSED TURNOVERS						
SEASON.....--					SEASON.....--					SEASON.....1, (Rutgers, 4/18/25)						
CAREER.....--					CAREER.....1 (at Ohio State, 4/1/22)					CAREER-2, 4X (Last at Yale, 2/25/23)						
BIG TEN.....--					BIG TEN.....1 (at Ohio State, 4/1/22)					BIG TEN.....1, (Rutgers, 4/18/25)						

NUMBER 45	SAMMY MCAVOY	SSDM SO 5-11 Fairfax Station, Va. Lake Braddock	
----------------------------	-------------------------------	--	--

NUMBER 46	WILL MITCHELL	GK JR 5-11 Matthews, N.C. Weddington	
----------------------------	--------------------------------	---	---

NUMBER 48	DILLON TORGGLER	D SO 6-3 Annapolis, Md. St. Mary's														
CAREER STATISTICS																
Season	GP	G	A	Pts	Shots	Shot%	SOG	SOG%	UP	DN	GB	TO	CT	Faceoff	Pct.	Pen-Min
2024	1	0	0	0	-	-	-	-	0	0	1	1	0	0-0	.000	0-0.0
2025	1	0	0	0	-	-	-	-	0	0	0	0	0	0-0	.000	0-0.0
TOTAL	2	0	0	0	-	-	-	-	0	0	1	1	0	0-0	.000	0-0.0

2025 PENN STATE MEN'S LACROSSE

NUMBER
50

ANDREW
BEARD

M | FR | 6-0
Davidsonville, Md.
Severn School



NUMBER
51

LIAM
MATTHEWS

A | SO | 5-11
Orangeville, Ontario
The Hill Academy



CAREER STATISTICS

Season	GP	G	A	Pts	Shots	Shot%	SOG	SOG%	UP	DN	GB	TO	CT	Faceoff	Pct.	Pen-Min
2025	16	24	6	30	62	.387	43	.694	4	0	11	10	4	0-0	.000	1-0.5
TOTAL	16	24	6	30	62	.387	43	.694	4	0	11	10	4	0-0	.000	1-0.5

HIGHS

GOALS

SEASON.....4 (Colgate, 5/10/25)
 CAREER.....4 (Colgate, 5/10/25)
 BIG TEN-2, 3X (Last Maryland, 5/1/25)

POINTS

SEASON-4, 2X (Last Colgate, 5/10/25)
 CAREER-4, 2X (Last Colgate, 5/10/25)
 BIG TEN-3 (Johns Hopkins, 4/26/25)

ASSISTS

SEASON-2 (Johns Hopkins, 4/26/25)
 CAREER-2 (Johns Hopkins, 4/26/25)
 BIG TEN-2 (Johns Hopkins, 4/26/25)

SHOTS

SEASON.....10 (at Cornell, 3/8/25)
 CAREER.....10 (at Cornell, 3/8/25)
 BIG TEN.....7 (Ohio State, 3/23/25)

GROUND BALLS

SEASON-2, 2X (Last Robert Morris, 3/12/25)
 CAREER-2, 2X (Last Robert Morris, 3/12/25)
 BIG TEN-1, 2X (Last Johns Hopkns, 4/26/25)

CAUSED TURNOVERS

SEASON-1, 2X (Last Colgate, 5/10/25)
 CAREER-1, 2X (Last Colgate, 5/10/25)
 BIG TEN.....1 (Ohio State, 3/23/25)

NUMBER
52

RICHIE
HUGHSON

FO | SR | 5-8
Kennett Square, Pa.
Kennett



CAREER STATISTICS

Season	GP	G	A	Pts	Shots	Shot%	SOG	SOG%	UP	DN	GB	TO	CT	Faceoff	Pct.	Pen-Min
2023	1	0	0	0	-	-	-	-	0	0	0	0	0	0-1	.000	0-0.0
2024	1	0	0	0	-	-	-	-	0	0	0	0	0	0-1	.000	0-0.0
2025	2	0	0	0	-	-	-	-	0	0	0	0	0	2-2	1.000	0-0.0
TOTAL	4	0	0	0	-	-	-	-	0	0	0	0	0	2-4	.500	0-0.0

NUMBER
54

BEN
JOHNSON

GK | FR | 6-2
Peoria, Ill.
Avon Old Farms



Season	GP	G	A	Pts	Shots	Shot%	SOG	SOG%	UP	DN	GB	TO	CT	Faceoff	Pct.	Pen-Min
2024	3	0	0	0	-	-	-	-	0	0	1	0	0	0-0	.000	0-0.0
2025	2	0	0	0	2	.000	1	.500	0	0	1	0	0	0-0	.000	0-0.0
TOTAL	5	0	0	0	2	.000	1	.500	0	0	2	0	0	0-0	.000	0-0.0

Goalie	GP	Minutes	GA	GAAvg	Saves	Save%	W	L	T	Sho
2024	3	12:05	2	9.93	2	.500	0	0	0	0
2025	2	15:00	2	8.00	3	.600	0	0	0	0
TOTAL	5	27:05	4	8.86	5	.556	0	0	0	0

2025 PENN STATE MEN'S LACROSSE

NUMBER
55

**JACK
AIMONE**

M | G R | 6-1
Ringoos, N.J.
Hunterdon Central



PENN STATE STATISTICS

Season	GP	G	A	Pts	Shots	Shot%	SOG	SOG%	UP	DN	GB	TO	CT	Faceoff	Pct.	Pen-Min
2025	16	22	10	32	95	.232	55	.579	5	0	6	14	4	0-0	.000	1-2.0
TOTAL	16	22	10	32	95	.232	55	.579	5	0	6	14	4	0-0	.000	1-2.0

HIGHS

GOALS

SEASON.....3 (Navy, 2/22/25)
CAREER 4, 4X (Last at Stony Brook, 2/10/24)*
BIG TEN...4 (at Maryland, 4/29/23)*

POINTS

SEASON...6 (Robert Morris, 3/12/25)
CAREER...6 (Robert Morris, 3/12/25)
BIG TEN...5 (at Maryland, 4/29/23)*

ASSISTS

SEASON...5 (Robert Morris, 3/12/25)
CAREER...5 (Robert Morris, 3/12/25)
BIG TEN.....2 (at OSU, 3/26/23)*

SHOTS

SEASON....9 (at Maryland, 3/29/25)
CAREER....12 (at Loyolad, 2/24/24)*
BIG TEN....10 (at Michigan, 4/7/24)*

GROUND BALLS

SEASON-1, 3X (Last at Cornell, 3/8/25)
CAREER.....3 (Stony Brook, 2/11/23)
BIG TEN.....2 (JHOP, 3/24/24)*

CAUSED TURNOVERS

SEASON....7 (Monmouth, 11/17/24) *
CAREER.....7 (Monmouth, 11/17/24)*
BIG TEN.....6 (four times)*

*AT RUTGERS

NUMBER
56

**JAEDEN
JENKINS**

D | S | 6-2
Wheatley Heights, N.Y.
St. Anthony's



NUMBER
77

**RYAN
DIROCCO**

A | S | 5-11
Haverford, Pa.
Avon Old Farms
Haverford School



CAREER STATISTICS

Season	GP	G	A	Pts	Shots	Shot%	SOG	SOG%	UP	DN	GB	TO	CT	Faceoff	Pct.	Pen-Min
2025	13	5	4	9	21	.238	13	.619	0	0	4	5	0	0-0	.000	1-0.5
TOTAL	13	5	4	9	21	.238	13	.619	0	0	4	5	0	0-0	.000	1-0.5

HIGHS

GOALS

SEASON-2, 2X (Last at Yale, 3/1/25)
CAREER-2, 2X (Last at Yale, 3/1/25)
BIG TEN.....--

POINTS

SEASON.....4 (at Yale, 3/1/25)
CAREER.....4 (at Yale, 3/1/25)
BIG TEN-1, 2X (Last Maryland, 5/1/25)

ASSISTS

SEASON.....2 (at Yale, 3/1/25)
CAREER.....2 (at Yale, 3/1/25)
BIG TEN-1, 2X (Last Maryland, 5/1/25)

SHOTS

SEASON.....5 (Colgate, 2/1/25)
CAREER.....5 (Colgate, 2/1/25)
BIG TEN.....3 (vs. Maryland, 5/1/25)

GROUND BALLS

SEASON.....2 (Princeton, 2/15/25)
CAREER.....2 (Princeton, 2/15/25)
BIG TEN.....--

CAUSED TURNOVERS

SEASON.....--
CAREER.....--
BIG TEN.....--

NUMBER
88

**HAYES
SCHREINER**

GK | FR | 5-11
Wyndmoor, Pa.
Springside
Chestnut Hill



#BRICKSQUAD