

GAME #2

944 WINS (7th in Nation)

56 POSTSEASON APPEARANCES (8th in Nation)

33 POSTSEASON WINS (4th in Nation)

104 FIRST-TEAM ALL-AMERICANS (7-7th in Nation)

9/6/25 - NOON



VS.

FIU

University Park, Pa.

West Shore Home Field At Beaver Stadium (106,572)

Series: Penn State Leads 1-0

Last Meeting: Penn State, 59-0

September 1, 2007

#2/2 PENN STATE
NITTANY LIONS1-0, 0-0 Big Ten
H: 1-0, A: 0-0, N: 0-0

Head Coach: James Franklin (East Stroudsburg '95)
Record at Penn State (11th season): 102-42 (.708)
Career Record (14th season): 126-57 (.689)
vs. FIU: First Meeting

SCHEDULE/RESULTS

		vs	(E.T.)	
8.30	2/3	Nevada	W, 46-11	CBS
9.6	2/2	FIU (-/RV)	noon	BTN
9.13		Villanova	3:30 p.m.	FS1
9.27		Oregon* (6/5)	7:30 p.m.	NBC
10.4		at UCLA*	--	--
10.11		Northwestern*	noon/3:30 p.m./4 p.m.	--
10.18		at Iowa* (-/RV)	--	--
11.1		at Ohio State* (1/1)	--	--
11.8		Indiana* (23/21)	--	--
11.15		at Michigan State*	--	--
11.22		Nebraska* (RV/RV)	--	--
11.29		at Rutgers*	--	--

* - B1G game

Rankings: CFP/AP/Coaches

BIG
NETWORKPxP: Guy Haberman
Analyst: Yogi Roth
Sideline: Rhett LewisPxP: Steve Jones
Analyst: Jack Ham
Sideline: Brian Tripp
Local: 99.5 & 103.7 FM/1450 AM
Web: GoPSUsports.com
Sirius XM: 85

BY THE NUMBERS

1994

The Nittany Lions forced a takeaway on its first defensive possession of a season for the first time since 1994 against Minnesota.

32

With its victory over Nevada, Penn State has won 32-straight games against teams unranked in the AP Poll.

9

Penn State scored on its first nine possessions of the game against Nevada for the first time since at least 1952.

8-0

Penn State is 8-0 when Kaytron Allen and Nicholas Singleton both score a rushing touchdown in a game.

#- /RV FIU
PANTHERS1-0, 0-0 Conference USA
H: 1-0, A: 0-0, N: 0-0

Head Coach: Willie Simmons (Clemson '02)
Record at FIU (1st season): 1-0 (1.000)
Career Record (10th season): 67-24 (.736)
vs. Penn State: First Meeting

SCHEDULE/RESULTS

		vs	(E.T.)	
8.29		Bethune-Cookman	W, 42-9	ESPN+
9.6	-/RV	at Penn State (2/2)	noon	BTN
9.13		Florida Atlantic	6 p.m.	ESPN+
9.20		Delaware*	6 p.m.	ESPN Networks
10.4		at UConn	3:30 p.m.	CBSN
10.14		at Western Kentucky*	8 p.m.	ESPN2
10.21		Kennesaw State*	7 p.m.	ESPN2
10.29		at Missouri State*	8 p.m.	CBSN
11.8		at MTSU*	3 p.m.	ESPN Networks
11.15		Liberty* (RV/-)	5 p.m.	ESPN Networks
11.22		Jacksonville State*	3:30 p.m.	CBSN
11.29		at Sam Houston*	1 p.m.	ESPN Networks

* - CUSA game

Rankings: CFP/AP/Coaches

INSIDE THE GAME

NO. 2/3 PENN STATE MEETS FIU
ON BIG TEN NETWORK

- OPENING KICK:** No. 2/3 Penn State takes on FIU in a non-conference matchup on Saturday. Kickoff is set for noon on Big Ten Network.
- SERIES HISTORY:** Penn State meets FIU for the second time in program history. The Nittany Lions opened the 2007 season with a 59-0 win over the Panthers. Anthony Morelli threw for 295 yards and there touchdowns, while the Nittany Lions added five rushing touchdowns. PSU is 4-0 all-time against current members of Conference USA.
- EFFICIENT OFFENSE:** Penn State opened the Nevada game by scoring on its first nine possessions of the game, ending the first nine drives with five touchdowns and four field goals. The five touchdown drives were all 60+ yards, including a 15-play, 94-yard drive in the fourth quarter. Penn State scored on its first nine possessions of a season for the first time since at least 1952.
- TAKEAWAYS:** The Nittany Lions forced three takeaways against Nevada. Penn State forced a takeaway on Nevada's opening drive as A.J. Harris recovered a fumble forced by Dani Dennis-Sutton. It was PSU's first time forcing a takeaway on the opening defensive possession of the season since 1994 against Minnesota (Terry Killens fumble recovery). On the next possession, Zane Durant recorded his first career interception. In the third quarter, Dennis-Sutton forced another fumble, which was recovered by Zakee Wheatley. Penn State scored 16 points off the three takeaways.
- DISRUPTIVE DANI:** Dennis-Sutton made the most of his season debut, tallying five tackles (four solo), 2.5 tackles for loss, one sack, two forced fumbles, a pass breakup and a QB hurry. He posted his seventh career game with 2+ tackles for loss and raised his career total to 25 tackles for loss. He became the first Nittany Lion with two forced fumbles in a game since Micah Parsons in the 2019 Cotton Bowl against Memphis.
- THE OPPOSITION:** FIU began the 2025 season with a 42-9 win over Bethune-Cookman last Friday. The Panthers notched 456 yards, including 223 rushing yards. FIU scored six times on the ground, including two touchdowns each by Keyone Jenkins and Kejon Owens. Johnny Chaney Jr. led FIU with eight tackles, a tackle for loss and a forced fumble.

BREAKDOWN (STAT LEADERS)

RUSHING	Penn State: #13 Kaytron Allen	8 for 43 yds (43.0 ypg; 5.4 ypc), 1 TD
	FIU: #5 Kejon Owens	11 for 71 yards (71.0 ypg; 6.5 ypc), 2 TD
PASSING	Penn State: #15 Drew Allar	22-of-26 (84.6 %), 217 yds, 1 TD/0 INT, 39.3 QBR
	FIU: #1 Keyone Jenkins	18-of-30 (60.0 %), 187 yds, 0 TD/0 INT, 48.7 QBR
RECEIVING	Penn State: #1 Kyrion Hudson	6 for 89 yds (89.0 ypg; 14.8 ypc), 1 TD
	FIU: #11 Eric Nelson	2 for 47 yds (47.0 ypg; 23.5 ypc), 0 TD
TACKLES	Penn State: #24 Amare Campbell	6 TT, 3 solo
	FIU: #0 Johnny Chaney Jr.	8 TT, 6 solo, 1 TFL, 1 FF
SACKS	Penn State: #33 Dani Dennis-Sutton	5 TT, 2.5 TFL, 1.0 SK, 2 FF
	FIU: #11 Percy Courtney Jr.	4 TT, 1 TFL, 1 SK, 1 QBH

RANKINGS COMPARISON

PSU	FBS	B1G	Stat	CUSA	FBS	FIU
46.2	52	9	3rd Down Offense Pct.	1	17	61.5
36.4	76	14	3rd Down Defense Pct.	4	63	33.3
82.9	5	2	Completion Pct.	3	68	62.9
125.0	30	6	Passing Defense	8	92	241.0
303.0	21	3	Passing Offense	2	58	233.0
39.3	90	16	Starting Quarterback QBR	3	72	48.7
44.0	5	1	Kick Return Avg.	4	24	25.8
2.7	78	9	Punt Return Avg.	8	84	1.0
66.7	40	9	Red Zone Defense	5	38	60.0
100.0	1	1	Red Zone Offense	1	1	100.0
78.0	39	10	Rushing Defense	2	57	105.0
135.0	77	12	Rushing Offense	1	33	223.0
11.0	49	9	Scoring Defense	4	35	9.0
46.0	21	4	Scoring Offense	2	30	42.0
3.0	25	5	Defensive Sacks Per Game	7	53	2.0
1.0	34	4	Sacks Allowed Per Game	1	1	0.0
33:40	29	8	Time of Possession	3	51	32:01
203.0	20	5	Total Defense	6	80	346.0
438.0	45	8	Total Offense	2	38	456.0
+3	4	2	Turnover Margin	4	53	+0
12.68	63	8	Explosive Play Offense Pct.	1	29	16.44
9.62	62	11	Explosive Play Defense Pct.	7	106	14.49

TABLE OF CONTENTS

Page 2 Quick Facts/National Polls/Media Info
Page 3 Opponent Schedules/B1G Standings
Page 4-7 Head Coach James Franklin
Page 8 Pronunciations/Welcomes To The Game/
..... Coaching Staff POTW/Awards
Page 9 National Nits/Penn State vs. Big Ten/Historic Series
Page 10 Winningest Programs/Nittany Lions In The NFL/
..... Letterman On Staff
Page 11 Academic Success/Team Notes
Page 12 Assistant Coaches/Team Notes

Page 13 Team Notes/Record Breakdown
Page 14 Drew Allar
Page 15 Offensive Notes
Page 16 Kaytron Allen/Nicholas Singleton
Page 17-18 Offensive Player Spotlights
Page 19 Defensive Notes
Page 20-21 Defensive Player Spotlights
Page 22 Special Teams Notes
Page 23-24 Numerical Roster
Page 25-26 Alphabetical Roster

Page 27-30 Record Watch
Page 31 Game Recaps
Page 32-35 Season Statistics
Page 36-44 Game-By-Game Statistics
Page 45-46 Long Plays
Page 47 Start Chart
Page 48 Participation
Page 49 The Last Time
Page 50-65 Player Bios

PROGRAM NOTES

RECENT SUCCESS

Since 2016, Penn State holds a .746 winning percentage, with a record of 88-30, the eighth-best winning percentage among Power Four programs. Penn State has won at least nine games in six of the last eight seasons and has 10 wins in each of the last three seasons.

ACADEMIC EXCELLENCE

A total of 650 of Penn State football student-athletes have earned Academic All-Big Ten honors since 1993 for owning at least a 3.0 grade point average and being a letterwinner.

ONE OF NATION'S TOUGHEST HOME VENUES

Penn State owns a superlative 324-82 (.798) record inside Beaver Stadium, the nation's second-largest facility, which opened in 1960 and has a capacity of 106,572. The Nittany Lions are 53-10 in Beaver Stadium since 2016, an .841 winning percentage, the eighth-best home record among Power Four teams.

QUICK FACTS

UNIVERSITY

NAMEThe Pennsylvania State University
LOCATIONUniversity Park, Pa.
FOUNDED1855
ENROLLMENT48,535 (UP Overall)
NICKNAMENittany Lions
COLORSBlue & White
CONFERENCEBig Ten
DIVISIONNCAA Division I
STADIUMWest Shore Home Field at Beaver Stadium (106,572)
STADIUM SURFACENatural Grass
PRESIDENTDr. Neeli Bendapudi
V.P. FOR INTERCOLLEGIATE ATHLETICSDr. Patrick Kraft
HEAD COACHJames Franklin (12th Season)
FOOTBALL OFFICE814-865-0412
TICKET OFFICE1-800-NITTANY

FOOTBALL HISTORY

FIRST YEAR1887
ALL-TIME RECORD (136th Season)944-412-42 (.690)
.....7th in victories
ALL-TIME BIG TEN RECORD (29th Season)169-95 (.640)
ALL-TIME BOWL/CFP RECORD33-21-2 (.607)
.....4th in bowl/CFP victories
BOWL/CFP GAME APPEARANCES56
.....8th in bowl/CFP appearances
BEAVER STADIUM RECORD323-82 (.798)

ASSISTANT COACHES

TERRY M. SMITHPenn State; 1991
.....Associate Head Coach/Defensive Recruiting Coordinator/
.....Cornerbacks (12th Season)
JIM KNOWLESCornell; 1987
.....Defensive Coordinator (1st Season)
ANDY KOTELNICKIWisconsin-River Falls; 2004
.....Offensive Coordinator (2nd Season)
JUSTIN LUSTIGBucknell; 2000
.....Special Teams Coordinator/Outside Linebackers/Nickels (3rd Season)
DEION BARNESPenn State; 2014
.....Defensive Line (3rd Season)
DAN CONNORPenn State; 2008
.....Linebacker (4th Season)
STAN DRAYTONAllegheny; 1993
.....Running Backs (1st Season)
MARQUES HAGANSVirginia; 2005
.....Offensive Recruiting Coordinator/Wide Receivers (3rd Season)
TY HOWLEPenn State; 2013
.....Co-Offensive Coordinator/Tight Ends (5th Season)
DANNY O'BRIENMaryland; 2012
.....Quarterbacks (5th Season)
ANTHONY POINDEXTERVirginia; 2009
.....Co-Defensive Coordinator/Safeties (5th Season)
PHIL TRAUTWEINFlorida; 2007
.....Offensive Line (6th Season)
CHUCK LOSEYVanderbilt; 2002
... Assistant AD for Football Performance Enhancement (12th Season)

NATIONAL POLLS

PENN STATE IN THE POLLS

Date	CFP	AP	COACHES
Preseason	-	2	3
Week 2 (8/31)	-	2	2
Week 3 (9/7)	-	-	-
Week 4 (9/14)	-	-	-
Week 5 (9/21)	-	-	-
Week 6 (9/28)	-	-	-
Week 7 (10/5)	-	-	-
Week 8 (10/12)	-	-	-
Week 9 (10/19)	-	-	-
Week 10 (10/26)	-	-	-
Week 11 (11/2, 4)	-	-	-
Week 12 (11/9, 11)	-	-	-
Week 13 (11/16, 18)	-	-	-
Week 14 (11/23, 25)	-	-	-
Week 15 (11/30, 12/2)	-	-	-
Week 16 (12/7)	-	-	-

ASSOCIATED PRESS (9/2)

1. Ohio State (55)	1-0	1636
2. PENN STATE (7)	1-0	1558
3. LSU (3)	1-0	1514
4. Georgia	1-0	1410
5. Miami	1-0	1360
6. Oregon (1)	1-0	1302
7. Texas	0-1	1293
8. Clemson	0-1	1135
9. Notre Dame	0-1	1068
10. South Carolina	1-0	882
11. Illinois	1-0	855
12. Arizona State	1-0	850
13. Florida	1-0	737
14. Florida State	1-0	705
15. Michigan	1-0	686
16. Iowa State	2-0	566
17. SMU	1-0	561
18. Oklahoma	1-0	519
19. Texas A&M	1-0	424
20. Ole Miss	1-0	393
21. Alabama	0-1	360
22. Tennessee	1-0	339
23. Indiana	1-0	257
24. Texas Tech	1-0	227
25. Utah	1-0	227

Others receiving votes: BYU 102, Auburn 94, Georgia Tech 67, USC 64, Louisville 59, TCU 49, Missouri 42, South Florida 25, Tulane 18
Nebraska 13, Kansas State 7, James Madison 4, Liberty 4, UNLV 4, Duke 4, Navy 2, Pittsburgh 2, Baylor 2, Virginia 2, Memphis 2.

USA TODAY/AFCA COACHES (9/2)

1. Ohio State (59)	1-0	1666
2. PENN STATE (6)	1-0	1574
3. Georgia (1)	1-0	1518
4. LSU (1)	1-0	1469
5. Oregon	1-0	1381
6. Texas	0-1	1339
7. Miami	1-0	1304
8. Clemson	0-1	1067
9. Notre Dame	0-1	1038
10. Arizona State	1-0	957
11. South Carolina	1-0	915
12. Illinois	1-0	909
13. Michigan	1-0	725
14. Ole Miss	1-0	668
15. Florida	1-0	638
16. SMU	1-0	602
17. Tennessee	1-0	563
18. Iowa State	2-0	518
19. Florida State	1-0	491
20. Alabama	0-1	390
21. Indiana	1-0	369
22. Texas A&M	1-0	363
23. Texas Tech	1-0	253
24. Oklahoma	1-0	251
25. BYU	1-0	163

Others receiving votes: Utah 117, Louisville 95, Missouri 88, Kansas State 79, Tulane 45, USC 41, Auburn 41, TCU 33, Iowa 23, Navy 17, Georgia Tech 17, Nebraska 13, Memphis 11, South Florida 9, Duke 5, Kansas 4, Washington 3, Vanderbilt 2, FIU 1.

Big Ten teams in bold
Penn State opponents in bold italics

PENN STATE MEDIA SERVICES

FOOTBALL CONTACTS

Greg Kincaid

E-mail: grk5016@psu.edu
Cell: 814-753-2910
Twitter: @GoPSUGreg

Kris Petersen

E-mail: kap18@psu.edu
Cell: 814-883-4581
Twitter: @GoPSUKris

Paul Marboe

E-mail: prms118@psu.edu
Cell: 814-777-7604
Twitter: @pmarboe33

Julia Beretta

E-mail: jpb6970@psu.edu
Cell: 845-545-3036

Senior Assoc. AD for Strategic Communications: Kris Petersen

Asst. AD for Football Communications: Greg Kincaid

Associate Directors: John Hanna, Chelsea Vielhauer

Assistant Directors: Julia Beretta, Pat Donghia, Matt Jackson, Matt Jensen, Paul Marboe, Nick Whitley

Admin. Assistant: Cristin Guiher

Strategic Communications Office: 814-865-1757

Website: GoPSUsports.com

Address: 101D Bryce Jordan Center, University Park, Pa., 16802

WEEKLY MEDIA SCHEDULE

Monday

noon - James Franklin Press Conference

Tuesday

Times TBD - Player Zoom Press Conferences

Wednesday

Times TBD - Player Zoom Press Conferences
Practice Availability
James Franklin & Players Post Practice

Thursday

11:45 a.m. - Assistant Coach Zoom Conference
6:05 p.m. - The Penn State Coaches Show
Presented by Pepsi, Penn State Sports Network/
GoPSUsports.com

Friday - no player/coach availability

Saturday

noon - FIU, Big Ten Network/Penn State Sports Network

Notes, Flip Cards, Press Conference Video/Audio, etc. can be found by going to gopsusports.com/fbmedia

For more stats/info, follow @PennStFBComms on Twitter.

OPPONENT SCHEDULES

NEVADA (AUG. 30)

0-1, 0-0 MW

8.30	at Penn State (2/3)	L, 11-46
9.6	Sacramento State	5 p.m., MW
9.13	MTSU	5 p.m., MW
9.20	at Western Kentucky	7 p.m., ESPN Networks
10.4	at Fresno State*	10:30 p.m., CBSSN
10.11	San Diego State*	10:30 p.m., CBSSN
10.18	at New Mexico*	TBD, FOX Networks
10.24	Boise State*	10 p.m., CBSSN
11.8	at Utah State*	7:30 p.m., CBSSN
11.15	San Jose State*	3:30 p.m., CBSSN
11.22	at Wyoming*	2 p.m., TBD
11.29	UNLV* (RV/-)	9 p.m., CBSSN

* Mountain West Conference Game

-/RV FIU (SEPT. 6)

1-0, 0-0 CUSA

8.29	Bethune-Cookman	W, 42-9
9.6	at Penn State (2/2)	noon, BTN
9.13	Florida Atlantic	6 p.m., ESPN+
9.20	Delaware*	6 p.m., ESPN Networks
10.4	at UConn	3:30 p.m., CBSSN
10.14	at Western Kentucky*	8 p.m., ESPN
10.21	Kennesaw State*	7 p.m., ESPN
10.29	at Missouri State*	8 p.m., CBSSN
11.8	at MTSU*	3 p.m., ESPN Networks
11.15	Liberty* (RV/-)	5 p.m., ESPN Networks
11.22	Jacksonville State*	3:30 p.m., CBSSN
11.29	at Sam Houston*	1 p.m., ESPN Networks

* Conference USA Game

13/13 VILLANOVA (SEPT. 13)

0-0, 0-0 CAA

9.6	Colgate	6 p.m., FloSports
9.13	at Penn State (2/2)	3:30 p.m., FS1
9.20	at Monmouth* (21/18)	1 p.m., FloSports
9.27	William & Mary* (-/RV)	3:30 p.m., FloSports
10.4	at New Hampshire* (RV/RV)	1 p.m., FloSports
10.11	at Elon*	2 p.m., FloSports
10.18	Hampton*	1 p.m., FloSports
10.25	Albany* (-/RV)	3:30 p.m., FloSports
11.8	at Towson*	1 p.m., FloSports
11.15	Stony Brook* (RV/RV)	1 p.m., FloSports
11.22	Sacred Heart	1 p.m., FloSports

* Coastal Athletic Association Conference Game

**Rankings are FCS Coaches Poll/STATS Perform FCS

6/5 OREGON (SEPT. 27)

1-0, 0-0 B1G

8.30	Montana State	W, 59-13
9.6	Oklahoma State	3:30 p.m., CBS
9.13	at Northwestern*	noon, FOX
9.20	Oregon State	TBD, TBD
9.27	at Penn State* (2/2)	7:30 p.m., NBC
10.11	Indiana* (23/21)	TBD, TBD
10.18	at Rutgers*	6:30 or 7 p.m., TBD
10.25	Wisconsin*	TBD, TBD
11.8	at Iowa* (-/RV)	TBD, TBD
11.14	Minnesota*	9 p.m., FOX
11.22	USC* (RV/RV)	TBD, TBD
11.29	at Washington* (-/RV)	TBD, TBD

* Big Ten Conference Game

at UCLA (OCT. 4)

0-1, 0-0 B1G

8.30	Utah (RV/RV)	L, 10-43
9.6	at UNLV (RV/-)	8 p.m., CBSSN
9.12	New Mexico	10 p.m., TBD
9.27	at Northwestern*	TBD, TBD
10.4	Penn State* (2/2)	TBD, TBD
10.11	at Michigan State*	noon, TBD
10.18	Maryland*	TBD, TBD
10.25	at Indiana* (22/21)	TBD, TBD
11.8	Nebraska* (RV/RV)	TBD, TBD
11.15	at Ohio State* (1/1)	TBD, TBD
11.22	Washington* (-/RV)	TBD, TBD
11.29	at USC* (RV/RV)	TBD, TBD

* Big Ten Conference Game

NORTHWESTERN (OCT. 11)

0-1, 0-0 B1G

8.30	at Tulane (RV/RV)	L, 3-23
9.5	Western Illinois	7:30 p.m., BTN
9.13	Oregon* (6/5)	noon, FOX
9.27	UCLA*	TBD, TBD
10.4	UL Monroe	noon/3:30 p.m., TBD
10.11	at Penn State* (2/2)	noon/3:30/4 p.m., TBD
10.18	Purdue*	TBD, TBD
10.25	at Nebraska* (RV/RV)	TBD, TBD
11.7	at USC* (RV/RV)	9 p.m., FOX
11.15	Michigan* (15/13)	TBD, TBD
11.22	Minnesota*	TBD, TBD
11.29	at Illinois* (11/12)	TBD, TBD

* Big Ten Conference Game

at -/RV Iowa (OCT. 18)

1-0, 0-0 B1G

8.30	UAlbany	W, 34-7
9.6	at Iowa State (16/18)	noon, FOX
9.13	UMass	9:30 p.m., BTN
9.19	at Rutgers*	8 p.m., FOX
9.27	Indiana* (23/21)	noon/3:30/4 p.m., TBD
10.11	at Wisconsin*	TBD, TBD
10.18	Penn State* (2/2)	TBD, TBD
10.25	Minnesota*	TBD, TBD
11.8	Oregon* (6/5)	TBD, TBD
11.15	at USC* (RV/RV)	3/3:30 p.m., TBD
11.22	Michigan State*	TBD, TBD
11.29	at Nebraska* (RV/RV)	noon, CBS

* Big Ten Conference Game

at 1/1 Ohio State (NOV. 1)

1-0, 0-0 B1G

8.30	Texas (1/1)	W, 14-7
9.6	Grambling	3:30 p.m., BTN
9.13	Ohio	7 p.m., PEACOCK
9.27	at Washington* (-/RV)	TBD, TBD
10.4	Minnesota*	TBD, TBD
10.11	at Illinois* (11/12)	TBD, TBD
10.18	at Wisconsin*	TBD, TBD
11.1	Penn State* (2/2)	TBD, TBD
11.8	at Purdue*	TBD, TBD
11.15	UCLA*	TBD, TBD
11.22	Rutgers*	TBD, TBD
11.29	at Michigan* (15/13)	TBD, TBD

* Big Ten Conference Game

23/21 INDIANA (NOV. 8)

1-0, 0-0 B1G

8.30	Old Dominion	W, 27-14
9.6	Kennesaw State	noon, FS1
9.12	Indiana State	6:30 p.m., BTN
9.20	Illinois* (11/12)	TBD, TBD
9.27	at Iowa* (-/RV)	noon/3:30/4 p.m., TBD
10.11	at Oregon* (6/5)	TBD, TBD
10.18	Michigan State*	TBD, TBD
10.25	UCLA*	TBD, TBD
11.1	at Maryland*	TBD, TBD
11.8	at Penn State* (2/2)	TBD, TBD
11.15	Wisconsin*	TBD, TBD
11.28	at Purdue*	7:30 p.m., NBC

* Big Ten Conference Game

at Michigan State (NOV. 15)

1-0, 0-0 B1G

8.29	Western Michigan	W, 23-6
9.6	Boston College	7:30 p.m., NBC
9.13	Youngstown State	3:30 p.m., BTN
9.20	at USC* (RV/RV)	TBD, TBD
10.4	at Nebraska* (RV/RV)	noon/3:30/4 p.m., TBD
10.11	UCLA*	noon, TBD
10.18	at Indiana* (23/21)	noon/3:30/4 p.m., TBD
10.25	Michigan* (15/13)	TBD, TBD
11.1	at Minnesota*	TBD, TBD
11.15	Penn State* (2/2)	TBD, TBD
11.22	at Iowa* (-/RV)	TBD, TBD
11.29	Maryland*	TBD, TBD

* Big Ten Conference Game

RV/RV NEBRASKA (NOV. 22)

1-0, 0-0 B1G

8.28	vs. Cincinnati	W, 20-17
9.6	Akron	7:30 p.m., BTN
9.13	Houston Christian	noon, FS1
9.20	Michigan* (15/13)	3:30 p.m., CBS
10.4	Michigan State*	TBD, TBD
10.11	at Maryland*	TBD, TBD
10.17	at Minnesota*	8 p.m., FOX
10.25	Northwestern*	TBD, TBD
11.1	USC* (RV/RV)	TBD, TBD
11.8	at UCLA*	TBD, TBD
11.22	at Penn State* (2/2)	TBD, TBD
11.28	Iowa* (-/RV)	noon, CBS

* Big Ten Conference Game

at Rutgers (NOV. 29)

1-0, 0-0 B1G

8.28	Ohio	W, 34-31
9.6	Miami (Ohio)	3:30 p.m., PEACOCK
9.13	Norfolk State	3:30 p.m., BTN
9.19	Iowa* (-/RV)	8 p.m., FOX
9.27	at Minnesota*	TBD, TBD
10.10	at Washington* (-/RV)	9 p.m., FS1
10.18	Oregon* (6/5)	6:30/7 p.m., TBD
10.25	at Purdue*	noon, TBD
11.1	at Illinois* (11/12)	TBD, TBD
11.8	Maryland*	TBD, TBD
11.22	at Ohio State* (1/1)	TBD, TBD
11.29	Penn State* (2/2)	TBD, TBD

* Big Ten Conference Game

B1G STANDINGS

	BIG TEN			OVERALL		
	W-L	%		W-L	%	AP USA
PENN STATE	0-0	.000		1-0	1.000	0-0 0-0
Illinois	0-0	.000		1-0	1.000	0-0 0-0
Indiana	0-0	.000		1-0	1.000	0-0 0-0
Iowa	0-0	.000		1-0	1.000	0-0 0-0
Maryland	0-0	.000		1-0	1.000	0-0 0-0
Michigan	0-0	.000		1-0	1.000	0-0 0-0
Michigan State	0-0	.000		1-0	1.000	0-0 0-0
Minnesota	0-0	.000		1-0	1.000	0-0 0-0
Nebraska	0-0	.000		1-0	1.000	0-0 0-0
Ohio State	0-0	.000		1-0	1.000	1-0 1-0
Oregon	0-0	.000		1-0	1.000	0-0 0-0
Purdue	0-0	.000		1-0	1.000	0-0 0-0
Rutgers	0-0	.000		1-0	1.000	0-0 0-0
USC	0-0	.000		1-0	1.000	0-0 0-0
Washington	0-0	.000		1-0	1.000	0-0 0-0
Wisconsin	0-0	.000		1-0	1.000	0-0 0-0
Northwestern	0-0	.000		0-1	.000	0-0 0-0
UCLA	0-0	.000		0-1	.000	0-0 0-0

B1G SCHEDULE

Friday, September 5
Western Illinois at Northwestern, 7:30 p.m. (BTN)
Northern Illinois at Maryland, 7:30 p.m. (BTN)

Saturday, September 6
FIU at 2/2 Penn State, noon (BTN)
11/12 Illinois at Duke, noon (ESPN)
Kennesaw State at 23/21 Indiana, noon (FS1)
-/RV Iowa at 16/18 Iowa State, noon (FOX)
Northwestern State at Minnesota, noon (BTN)
Grambling at 1/1 Ohio State, 3:30 p.m. (BTN)
Oklahoma State at 6/5 Oregon, 3:30 p.m. (CBS)
Miami (Ohio) at Rutgers, 3:30 p.m. (Peacock)
MTSU at Wisconsin, 4 p.m. (FS1)
15/13 Michigan at 18/24 Oklahoma, 7:30 p.m. (ABC)
Akron at RV/RV Nebraska, 7:30 p.m. (BTN)
Georgia Southern at RV/RV USC, 7:30 p.m. (FS1)
Boston College at Michigan State, 7:30 p.m. (NBC)
Southern Illinois at Purdue, 7:30 p.m. (BTN)
UCLA at RV/- UNLV, 8 p.m. (CBSSN)
UC Davis at -/RV Washington, 11 p.m. (BTN)

* - Big Ten Game Rankings: CFP/AP/Coaches



FRANKLIN FILE

Born: February 2, 1972
Hometown: Langhorne, Pa.
Wife: Fumi
Daughters: Shola & Addison

Education:
Neshaminy High School, 1990
East Stroudsburg, 1995; B.S. in Psychology
Washington State, 1999; M.A. in Educational Leadership

Playing Career:
East Stroudsburg; Quarterback, 1991-94

Coaching Experience		
2014-pres.	Head Coach	Penn State
2011-13	Head Coach	Vanderbilt
2008-10	Asst HC/Off. Coord./QBs	Maryland
2006-07	Off. Coord./QBs	Kansas State
2005	Wide Receivers	Green Bay Packers
2000-04	Recruiting Coord./WRs	Maryland
1999	Wide Receivers	Idaho State
1998	Grad. Asst./Tight Ends	Washington State
1997	Wide Receivers	James Madison
1996	Grad. Asst./Secondary	East Stroudsburg
1995	Wide Receivers	Kutztown

CAREER RECORD

VANDERBILT			
Year	Overall	Conf.	Final AP; Notes
2011	6-7	2-6	Liberty Bowl (L)
2012	9-4	4-4	No. 23; Music City Bowl (W)
2013	9-4	5-3	No. 20; BBVA Compass Bowl (W)
3 yrs	24-15	11-13	
PENN STATE			
Year	Overall	Conf.	Final AP; Notes
2014	7-6	2-6	Pinstripe Bowl (W, OT)
2015	7-6	4-4	TaxSlayer Bowl (L)
2016	11-3	8-1	No. 7; Big Ten Champs, Rose Bowl (L)
2017	11-2	7-2	No. 8; Fiesta Bowl (W)
2018	9-4	6-3	No. 17; Citrus Bowl (L)
2019	11-2	7-2	No. 9; Cotton Bowl (W)
2020	4-5	4-5	
2021	7-6	4-5	Outback Bowl (L)
2022	11-2	7-2	No. 7; Rose Bowl (W)
2023	10-3	7-2	No. 13; Peach Bowl (L)
2024	13-3	8-1	No. 5; CFP (W, R1; W, QF; L, SF)
2025	1-0	0-0	
12 yrs	102-42	64-33	

CAREER		
	Overall	Conf.
15 yrs	126-57	75-46
		Bowls/CFP
		Won 8, Lost 7

HEAD COACH JAMES FRANKLIN

CAREER AT A GLANCE

- Franklin was named the 16th head football coach in the storied history of the Nittany Lion program on January 11, 2014.
- He reached the 100 win milestone at Penn State in the Nittany Lions' CFP First Round game against SMU. Franklin reached 100 wins at Penn State in 141 games.
- He is one of seven FBS coaches with 100+ wins at their current school (Kirk Ferentz, Iowa; Dabo Swinney, Clemson; Mike Gundy, Oklahoma State; Kyle Whittingham, Utah; Troy Calhoun, Air Force; Kirby Smart, Georgia). Among current FBS coaches with 100+ wins at their current school, Franklin was the third-fastest to 100 wins behind only Smart (117) and Swinney (129).
- Since 2016, Franklin's 74.3% winning percentage (87-30) ranks fourth among current FBS head coaches.
- In the last nine seasons under Franklin, Penn State is one of four teams to rank in the top 12 of the CFP final rankings at least seven times, joining Alabama, Georgia and Ohio State.
- He joins Ryan Day (Ohio State), Smart and Swinney as the only active coaches in college football to have won at least five New Year's Six or College Football Playoff games during the CFP era.
- Penn State has posted three consecutive 10-win seasons for the first time since 1980-82 and six 10-win seasons in the last nine years for the first time since 1978-86.
- The Nittany Lions have won 34 games over the last three seasons (2022-24), marking the first time in program history that Penn State has won at least 34 games over a three-year span.
- With PSU's victory in the 2022 Rose Bowl Game, Franklin became the fifth coach to win the Rose, Fiesta and Cotton Bowls at the same institution, joining Joe Paterno (Penn State), Bob Stoops (Oklahoma), Mack Brown (Texas) and Terry Donahue (UCLA).
- Franklin is one of three current Big Ten coaches (Ryan Day, Kirk Ferentz) to have won a Big Ten Championship and became the first African American head coach to win a Big Ten title after Penn State's 2016 victory.
- Franklin has led his teams to six Top 10 finishes (all at Penn State) and nine Top 25 finishes (2 at Vanderbilt; 7 at Penn State).
- Franklin has 30 years of coaching experience at the collegiate and NFL level.
- In his first 14 years as a head coach, Franklin mentored 116 players who have gone on to the NFL ranks.
- Franklin has coached 18 All-American selections, 32 national major award winners or finalists and 59 NFL Draft picks at Penn State.
- Franklin is first all-time in total wins and winning percentage by an FBS African American head coach (minimum 80 wins) and became the first (and only) African American FBS head coach to reach 100 career wins.

NIITTANY LIONS ON THE FIELD

- In 2024, Franklin led the Nittany Lions to their first-ever College Football Playoff appearance. Penn State earned a CFP First Round win over SMU (38-10) and a VRBO Fiesta Bowl Quarterfinals win over Boise State (31-14) to claim a berth into the CFP Semifinals. The Nittany Lions reached 13 wins in a season for the first time in program history. The 13-wins marked at least 10 wins in three-straight seasons for the fourth time in program history, first time as a Big Ten member, and first time since 1980-82. Penn State tallied 12+ wins in a season for the fourth time in program history, joining the 1973, 1986 and 1994 teams. Defensive end Abdul Carter became the program's 15th Unanimous Consensus All-American. Tight end Tyler Warren, also voted an All-American, was the Nittany Lions' first ever recipient of the John Mackey Award, given to the nation's top tight end, while finishing seventh in the Heisman Trophy voting, the highest finish by an FBS tight end since 1977.
- In 2023, Penn State posted a 10-win season for the second-straight year and reached the Chick-fil-A Peach Bowl after finishing 10th in the College Football Playoff Rankings. PSU put together one of its top defensive performances in school history, leading the country in sacks (49) and rushing defense (75.5), while finishing second in total defense (246.7), tackles for loss (111) and fewest first downs allowed (13.9) and third in scoring defense (13.5). The 49 sacks were a school record.
- Penn State defeated No. 8/7/10 Utah, 35-21, in the 109th Rose Bowl Game to cap off the 2022 season. The Nittany Lions reached the 11-win plateau for the 19th time in program history.
- Penn State earned a New Year's Day bowl berth against Arkansas in the Outback Bowl in 2021. With wins over No. 12/15 Wisconsin and No. 22/20 Auburn, Penn State tallied two wins over ranked teams within the first three games of the season for the first time in program history.
- In 2020, with the emergence of young skill players on offense, true freshmen accounted for 1,486 of Penn State's 3,873 total yards (38 percent), marking a school record for most combined scrimmage yards by true freshmen in a single season.
- Penn State earned its third 11-win season in four years with an 11-2 record in 2019, including a win over No. 17 Memphis in the Goodyear Cotton Bowl Classic. The Nittany Lions posted their fourth-straight top 12 finish in the final CFP rankings, coming in 10th, and were ranked ninth in the final Associated Press and Amway Coaches polls to earn their 25th AP Top 10 finish. Franklin was a finalist for the Paul "Bear" Bryant National Coach of the Year award for the second time at Penn State (2016) and third time in his head coaching career.
- In 2018, the Nittany Lions posted their third-straight season with at least nine wins with a 9-4 overall record, earning a berth in the VRBO Citrus Bowl. Penn State finished No. 12 in the final CFP rankings and No. 17 in the Associated Press and Amway Coaches polls.
- Penn State climbed as high as No. 2 in the rankings in 2017 and appeared in a second-straight New Year's Six bowl, earning a 35-28 win over No. 11 Washington in the PlayStation Fiesta Bowl. At 11-2, the Nittany Lions earned back-to-back 11-win seasons for the fifth time in program history and first time since 2008 and 2009. Penn State finished the season No. 8 in the Associated Press and Amway Coaches polls and No. 9 in the final CFP rankings.
- Penn State surged in 2016, winning nine consecutive games en route to the Big Ten Championship, a Rose Bowl berth and an 11-3 overall record. Penn State finished the season ranked No. 5 in the College Football Playoff rankings and No. 7 in the Associated Press and Amway Coaches polls. It was Penn State's highest finish in the polls since 2005. The Lions claimed their fourth overall Big Ten Championship and first outright title since 1994 with a thrilling, 38-31 comeback win over Wisconsin in the Big Ten Championship Game. Franklin was honored as Sporting News National Coach of the Year and the Woody Hayes National Coach of the Year, as well as the Dave McClain Big Ten Coach of the Year and Associated Press Big Ten Coach of the Year.
- Franklin guided the Nittany Lions to a 7-6 record in 2015 and a berth in the TaxSlayer Bowl.
- Franklin's first season in 2014 was bookended with a pair of thrilling victories for the Nittany Lions. It began with a final-play 26-24 victory over UCF in Dublin, Ireland, in Penn State's first-ever international game and ended with a comeback, a 31-30 overtime win over Boston College in the New Era Pinstripe Bowl in Yankee Stadium. Franklin became just the third Penn State coach to lead the team to at least seven wins in his first season, joining Dick Harlow (1915) and Bill O'Brien (2012), and he guided the Nittany Lions to a 4-0 start, joining Harlow as the only first-year Penn State coaches to win their initial four games.

NIITTANY LIONS IN THE CLASSROOM

- The Nittany Lions posted their first 1,000 single-year APR in program history in 2018-19, topping the previous high of 993 in 2014-15.
- Olumuyiwa Fashanu (2023), Sean Clifford (2021) and Trace McSorley (2018) were selected as a National Football Foundation (NFF) Scholar-Athletes and finalists for the Campbell Trophy, known as the "Academic Heisman." They are the 18th, 19th and 20th Nittany Lions to be selected as an NFF Scholar-Athlete.
- In 2019, punter Blake Gillikin took home CoSIDA Academic All-America® first-team honors for the second-straight year to become the 12th two-time first-team selection in Penn State history. He graduated with a perfect 4.0 grade-point average in May.
- Gillikin's two first-team CoSIDA Academic All-America honors increase Penn State football's total to 67 honorees, which ranks second in Division I football history (FBS and FCS).
- Tyler Yazujian collected a berth on the CoSIDA Academic All-America® first team in 2016 after an appearance on the second team in 2015.
- A program-record 10 Nittany Lions were named 2020-21 Big Ten Distinguished Scholars, besting the previous mark of nine set a year earlier.

BOWL/POSTSEASON GAMES AS A COACH**As a Head Coach:**

2024 CFP - Semifinal (Orange Bowl)	PSU	L	27-24
2024 CFP - Quarterfinal (Fiesta Bowl)	PSU	W	31-14
2024 CFP - First Round	PSU	W	38-10
2023 Peach Bowl	PSU	L	38-25
2023 Rose Bowl	PSU	W	35-21
2022 Outback Bowl	PSU	L	24-10
2019 Cotton Bowl	PSU	W	53-39
2019 Citrus Bowl	PSU	L	27-24
2017 Fiesta Bowl	PSU	W	35-28
2017 Rose Bowl	PSU	L	52-49
2016 TaxSlayer Bowl	PSU	L	24-17
2014 Pinstripe Bowl	PSU	W	31-30 (OT)
2014 BBVA Compass Bowl	VU	W	41-24
2012 Music City Bowl	VU	W	38-24
2011 Liberty Bowl	VU	L	31-24

As an Assistant Coach:

2010 Military Bowl	UMD	W	51-20
2008 Humanitarian Bowl	UMD	W	42-35
2006 Texas Bowl	KSU	L	37-10
2004 Gator Bowl	UMD	W	41-7
2002 Orange Bowl	UMD	L	56-23
2002 Peach Bowl	UMD	W	30-3

COACHING HONORS

2019	Paul "Bear" Bryant Coach of the Year Finalist
2016	Sporting News National Coach of the Year
	Woody Hayes National Coach of the Year
	Maxwell Club Tri-State Coach of the Year
	College Sports Madness National Coach of the Year
	Eddie Robinson Coach of the Year Finalist
	Paul "Bear" Bryant Coach of the Year Finalist
	Associated Press Coach of the Year Finalist
	George Munger College Coach of the Year Semifinalist
	Big Ten Dave McClain Coach of the Year (media vote)
	Associated Press Big Ten Coach of the Year
	Athlon Sports Big Ten Coach of the Year
	ECAC Division I FBS Coach of the Year
	The Dodd Trophy Coach of the Week. (Oct. 24)
2012	Paul "Bear" Bryant Coach of the Year Finalist

ALL-AMERICANS AS A HEAD COACH

2024	Abdul Carter	1st Team (Unanimous Consensus)
	Tyler Warren	1st Team
2023	Olumuyiwa Fashanu	1st Team (Consensus)
	Chop Robinson	3rd Team
2022	Olumuyiwa Fashanu	2nd Team
	Kalen King	2nd Team
	Joey Porter Jr.	2nd Team
2021	Jaquan Brisker	2nd Team
	Arnold Ebiketie	2nd Team
	Jordan Stout	2nd Team
	Jahan Dotson	3rd Team
2019	Micah Parsons	1st Team (Consensus)
	Pat Freiermuth	2nd Team
2017	Saquon Barkley	1st Team (Unanimous Consensus)
	Mike Gesicki	2nd Team
2016	Saquon Barkley	3rd Team
2015	Carl Nassib	1st Team (Unanimous Consensus)
2014	Mike Hull	2nd Team
2013	Jordan Matthews	1st Team
2012	Jordan Matthews	3rd Team
2011	Casey Hayward	2nd Team

AWARD WINNERS AS A HEAD COACH

2024	Abdul Carter	Nagurski-Woodson Big Ten Defensive Player of the Year
		Smith-Brown Big Ten Defensive Lineman of the Year
	Nick Dawkins	Wuerffel Trophy
	Tyler Warren	Mackey Award
		Kwalick-Clark Big Ten Tight End of the Year
2023	Olumuyiwa Fashanu	Rimington-Pace Big Ten Offensive Lineman of the Year
		National Football Foundation Scholar-Athlete
2022	Nicholas Singleton	Thompson-Randle El Big Ten Freshman of the Year
	Chris Stoll	Patrick Mannely Award Winner
2021	Jordan Stout	Eddleman-Fields Big Ten Punter of the Year
	Sean Clifford	National Football Foundation Scholar-Athlete
		Allstate AFCA Good Works Team
2020	Pat Freiermuth	Kwalick-Clark Big Ten Tight End of the Year
2019	Micah Parsons	Butkus-Fitzgerald Big Ten Linebacker of the Year
2018	Trace McSorley	National Football Foundation Scholar-Athlete
2017	Saquon Barkley	Paul Hornung Award Winner
		Graham-George Big Ten Offensive Player of the Year
		Ameche-Dayne Big Ten Running Back of the Year
		Rodgers-Dwight Big Ten Return Specialist of the Year
		Chicago Tribune Silver Football Award
	Brandon Smith	Allstate AFCA Good Works Team
2016	Saquon Barkley	Graham-George Big Ten Offensive Player of the Year
		Ameche-Dayne Big Ten Running Back of the Year
		Chicago Tribune Silver Football Award
	Tyler Davis	Vlade Award
2015	Carl Nassib	Rotary Lombardi Award
		Ted Hendricks Award
		Lott IMPACT Award
		CBS Sports National Defensive Player of the Year
		Nagurski-Woodson Big Ten Defensive Player of the Year
	Ben Kline	Allstate AFCA Good Works Teams
2014	Mike Hull	Butkus-Fitzgerald Big Ten Linebacker of the Year

FRANKLIN RECORDS VS. OPPONENTS

Akron	2 0	Idaho	1 0	Pittsburgh	3 1
Alabama	0 1	Illinois	5 2	Presbyterian	1 0
Appalachian State	1 0	Indiana	9 1	Purdue	4 0
Arkansas	0 2	Iowa	5 2	Rutgers	10 0
Army	2 0	Kent State	3 0	San Diego State	1 0
Auburn	3 0	Kentucky	3 1	SMU	1 0
Austin Peay	1 0	Maryland	9 2	South Carolina	0 3
Ball State	1 0	Memphis	1 0	Temple	2 1
Boise State	1 0	Michigan	3 7	Tennessee	2 1
Boston College	1 0	Michigan State	5 5	Texas A&M	0 1
Bowling Green	1 0	Minnesota	3 1	UAB	1 0
Buffalo	2 0	Mississippi	2 2	UCF	1 0
Central Michigan	1 0	Missouri	1 1	UCLA	1 0
Cincinnati	0 1	NC State	1 0	UMass	4 0
Connecticut	1 0	Nebraska	1 1	USC	1 1
Delaware	1 0	Nevada	1 0	Villanova	1 0
Elon	1 0	Northwestern	3 3	Wake Forest	3 0
Florida	1 2	Notre Dame	0 1	Washington	2 0
Georgia	1 3	Ohio	1 0	West Virginia	2 0
Georgia State	1 0	Ohio State	1 10	Wisconsin	4 0
Houston	1 0	Oregon	0 1	Total	126 57



NFL DRAFT PICKS

As a Head Coach:

2025

Abdul Carter	1	3	Giants
Tyler Warren	1	14	Colts
Kevin Winston Jr.	3	82	Titans
Jaylen Reed	6	187	Texans
Kobe King	6	201	Vikings

2024

Olumuyiwa Fashanu	1	11	Jets
Chop Robinson	1	21	Dolphins
Caedan Wallace	3	68	Patriots
Adisa Isaac	3	93	Ravens
Theo Johnson	4	107	Giants
Hunter Nourzad	5	159	Chiefs
Daequan Hardy	6	219	Bills
Kalen King	7	255	Packers

2023

Joey Porter Jr.	2	32	Steelers
Brenton Strange	2	61	Jaguars
Juice Scruggs	2	62	Texans
Ji'Ayir Brown	3	87	49ers
Sean Clifford	5	149	Packers
Parker Washington	6	185	Jaguars

2022

Jahan Dotson	1	16	Commanders
Arnold Ebiketie	2	38	Falcons
Jaquan Brisker	2	48	Bears
Brandon Smith	4	120	Panthers
Jordan Stout	4	130	Ravens
Tariq Castro-Fields	6	221	49ers
Rasheed Walker	7	249	Packers
Jesse Luketa	7	256	Cardinals

2021

Micah Parsons	1	12	Cowboys
Odafe Oweh	1	31	Ravens
Pat Freiermuth	2	55	Steelers
Shaka Toney	7	246	Commanders
Michal Menet	7	247	Cardinals
Will Fries	7	248	Colts

2020

Yetur Gross-Matos	2	38	Panthers
KJ Hamler	2	46	Broncos
John Reid	4	141	Texans
Cam Brown	6	183	Giants
Robert Windsor	6	193	Colts

2019

Miles Sanders	2	53	Eagles
Connor McGovern	3	90	Cowboys
Shareef Miller	4	138	Eagles
Amani Ouwariye	5	146	Lions
Trace McSorley	6	197	Ravens
Nick Scott	7	243	Rams

2018

Saquon Barkley	1	2	Giants
Mike Gesicki	2	42	Dolphins
Oren Burks (V)	3	88	Packers
Troy Apke	4	109	Redskins
DaeSean Hamilton	4	113	Broncos
Marcus Allen	5	148	Steelers
Christian Campbell	6	182	Cardinals

2017

Zach Cunningham (V)	2	57	Texans
Chris Godwin	3	84	Buccaneers
Will Holden (V)	5	157	Cardinals

2016

Austin Johnson	2	43	Titans
Christian Hackenberg	2	51	Jets
Carl Nassib	2	65	Browns
Anthony Zettel	6	202	Lions
Jordan Lucas	6	204	Dolphins
Stephen Weatherly (V)	7	227	Vikings

2015

Donovan Smith	2	34	Buccaneers
Adrian Amos	5	142	Bears
Jesse James	5	160	Steelers

2014

Jordan Matthews (V)	2	42	Eagles
Wesley Johnson (V)	5	173	Steelers
Andre Hal (V)	7	216	Texans

2013

Zac Stacy (V)	5	160	Rams
Ryan Seymour (V)	7	220	Seahawks

2012

Casey Hayward (V)	2	62	Packers
Tim Fugger (V)	7	214	Colts

As an Assistant Coach:

2011

Torrey Smith	2	58	Ravens
Da'Rel Scott	7	211	Giants

2010

Bruce Campbell	4	106	Raiders
----------------	---	-----	-------	---------

2009

Darrius Heyward-Bey	1	7	Raiders
Josh Freeman	1	17	Buccaneers
Jaimie Thomas	7	236	Colts
Dan Gronkowski	7	255	Lions

2008

Jordy Nelson	2	36	Packers
--------------	---	----	-------	---------

2007

Yamon Figurs	3	74	Ravens
Thomas Clayton	6	186	49ers

(V) - Indicates Franklin coached NFL Draft pick while at Vanderbilt.

ALL-CONFERENCE SELECTIONS AS A HEAD COACH

2024

Abdul Carter	1st
Tyler Warren	1st
Olaivavega Ioane	2nd
Kobe King	2nd
Jaylen Reed	2nd
Tyler Duzansky	3rd
A.J. Harris	3rd
Drew Allar	HM
Kaytron Allen	HM
Ryan Barker	HM
Nick Dawkins	HM
Dani Dennis-Sutton	HM
Anthony Donkoh	HM
Zane Durant	HM
Dvon J-Thomas	HM
Jalen Kimber	HM
Tony Rojas	HM
Drew Shelton	HM
Nicholas Singleton	HM (RB)
Harrison Wallace III	HM
Zakee Wheatley	HM
Sal Wormley	HM

2023

Abdul Carter	1st
Olumuyiwa Fashanu	1st
Adisa Isaac	1st
Chop Robinson	1st
Kaytron Allen	2nd
Alex Felkins	2nd
Daequan Hardy	2nd (RS)
Kalen King	2nd
Hunter Nourzad	2nd
Dani Dennis-Sutton	3rd
Johnny Dixon	3rd
Nicholas Singleton	3rd (RB)

Tyler Warren	3rd
Drew Allar	HM
Zane Durant	HM
Dvon J-Thomas	HM
Olaivavega Ioane	HM
Curtis Jacobs	HM
Theo Johnson	HM
Kobe King	HM
KeAndre Lambert-Smith	HM
JB Nelson	HM
Jaylen Reed	HM
Riley Thompson	HM
Caedan Wallace	HM
Kevin Winston Jr.	HM
Sal Wormley	HM

2022

Joey Porter Jr.	1st
Abdul Carter	2nd
PJ Mustipher	2nd
Olumuyiwa Fashanu	2nd
Nicholas Singleton	2nd (RS)
Ji'Ayir Brown	3rd
Adisa Isaac	3rd
Kalen King	3rd
Juice Scruggs	3rd
Brenton Strange	3rd
Barney Amor	HM
Sean Clifford	HM
Johnny Dixon	HM
Bryce Effner	HM
Curtis Jacobs	HM
Hunter Nourzad	HM
Jake Pinegar	HM
Chop Robinson	HM
Nick Tarburton	HM
Parker Washington	HM
Sal Wormley	HM

2021

Joey Porter Jr.	1st
Abdul Carter	2nd
PJ Mustipher	2nd
Olumuyiwa Fashanu	2nd
Nicholas Singleton	2nd (RS)
Ji'Ayir Brown	3rd
Adisa Isaac	3rd
Kalen King	3rd
Juice Scruggs	3rd
Brenton Strange	3rd
Barney Amor	HM
Sean Clifford	HM
Johnny Dixon	HM
Bryce Effner	HM
Curtis Jacobs	HM
Hunter Nourzad	HM
Jake Pinegar	HM
Chop Robinson	HM
Nick Tarburton	HM
Parker Washington	HM
Sal Wormley	HM

2020

Joey Porter Jr.	1st
Abdul Carter	2nd
PJ Mustipher	2nd
Olumuyiwa Fashanu	2nd
Nicholas Singleton	2nd (RS)
Ji'Ayir Brown	3rd
Adisa Isaac	3rd
Kalen King	3rd
Juice Scruggs	3rd
Brenton Strange	3rd
Barney Amor	HM
Sean Clifford	HM
Johnny Dixon	HM
Bryce Effner	HM
Curtis Jacobs	HM
Hunter Nourzad	HM
Jake Pinegar	HM
Chop Robinson	HM
Nick Tarburton	HM
Parker Washington	HM
Sal Wormley	HM

2019

Joey Porter Jr.	1st
Abdul Carter	2nd
PJ Mustipher	2nd
Olumuyiwa Fashanu	2nd
Nicholas Singleton	2nd (RS)
Ji'Ayir Brown	3rd
Adisa Isaac	3rd
Kalen King	3rd
Juice Scruggs	3rd
Brenton Strange	3rd
Barney Amor	HM
Sean Clifford	HM
Johnny Dixon	HM
Bryce Effner	HM
Curtis Jacobs	HM
Hunter Nourzad	HM
Jake Pinegar	HM
Chop Robinson	HM
Nick Tarburton	HM
Parker Washington	HM
Sal Wormley	HM

2018

Joey Porter Jr.	1st
Abdul Carter	2nd
PJ Mustipher	2nd
Olumuyiwa Fashanu	2nd
Nicholas Singleton	2nd (RS)
Ji'Ayir Brown	3rd
Adisa Isaac	3rd
Kalen King	3rd
Juice Scruggs	3rd
Brenton Strange	3rd
Barney Amor	HM
Sean Clifford	HM
Johnny Dixon	HM
Bryce Effner	HM
Curtis Jacobs	HM
Hunter Nourzad	HM
Jake Pinegar	HM
Chop Robinson	HM
Nick Tarburton	HM
Parker Washington	HM
Sal Wormley	HM

2017

Joey Porter Jr.	1st
Abdul Carter	2nd
PJ Mustipher	2nd
Olumuyiwa Fashanu	2nd
Nicholas Singleton	2nd (RS)
Ji'Ayir Brown	3rd
Adisa Isaac	3rd
Kalen King	3rd
Juice Scruggs	3rd
Brenton Strange	3rd
Barney Amor	HM
Sean Clifford	HM
Johnny Dixon	HM
Bryce Effner	HM
Curtis Jacobs	HM
Hunter Nourzad	HM
Jake Pinegar	HM
Chop Robinson	HM
Nick Tarburton	HM
Parker Washington	HM
Sal Wormley	HM

2016

Joey Porter Jr.	1st
Abdul Carter	2nd
PJ Mustipher	2nd
Olumuyiwa Fashanu	2nd
Nicholas Singleton	2nd (RS)
Ji'Ayir Brown	3rd
Adisa Isaac	3rd
Kalen King	3rd
Juice Scruggs	3rd
Brenton Strange	3rd
Barney Amor	HM
Sean Clifford	HM
Johnny Dixon	HM
Bryce Effner	HM
Curtis Jacobs	HM
Hunter Nourzad	HM
Jake Pinegar	HM
Chop Robinson	HM
Nick Tarburton	HM
Parker Washington	HM
Sal Wormley	HM

2015

Joey Porter Jr.	1st
Abdul Carter	2nd
PJ Mustipher	2nd
Olumuyiwa Fashanu	2nd
Nicholas Singleton	2nd (RS)
Ji'Ayir Brown	3rd
Adisa Isaac	3rd
Kalen King	3rd
Juice Scruggs	3rd
Brenton Strange	3rd
Barney Amor	HM
Sean Clifford	HM
Johnny Dixon	HM
Bryce Effner	HM
Curtis Jacobs	HM
Hunter Nourzad	HM
Jake Pinegar	HM
Chop Robinson	HM
Nick Tarburton	HM
Parker Washington	HM
Sal Wormley	HM

2014

Joey Porter Jr.	1st
Abdul Carter	2nd
PJ Mustipher	2nd
Olumuyiwa Fashanu	2nd
Nicholas Singleton	2nd (RS)
Ji'Ayir Brown	3rd
Adisa Isaac	3rd
Kalen King	3rd
Juice Scruggs	3rd
Brenton Strange	3rd
Barney Amor	HM
Sean Clifford	HM
Johnny Dixon	HM
Bryce Effner	HM
Curtis Jacobs	HM
Hunter Nourzad	HM
Jake Pinegar	HM
Chop Robinson	HM
Nick Tarburton	HM
Parker Washington	HM
Sal Wormley	HM

2013

Joey Porter Jr.	1st
Abdul Carter	2nd
PJ Mustipher	2nd
Olumuyiwa Fashanu	2nd
Nicholas Singleton	2nd (RS)
Ji'Ayir Brown	3rd
Adisa Isaac	3rd
Kalen King	3rd
Juice Scruggs	3rd
Brenton Strange	3rd
Barney Amor	HM
Sean Clifford	HM
Johnny Dixon	HM
Bryce Effner	HM
Curtis Jacobs	HM
Hunter Nourzad	HM
Jake Pinegar	HM
Chop Robinson	HM
Nick Tarburton	HM
Parker Washington	HM
Sal Wormley	HM

2012

Joey Porter Jr.	1st
Abdul Carter	2nd
PJ Mustipher	2nd
Olumuyiwa Fashanu	2nd
Nicholas Singleton	2nd (RS)
Ji'Ayir Brown	3rd
Adisa Isaac	3rd
Kalen King	3rd
Juice Scruggs	3rd
Brenton Strange	3rd
Barney Amor	HM
Sean Clifford	HM
Johnny Dixon	HM
Bryce Effner	HM
Curtis Jacobs	HM
Hunter Nourzad	HM
Jake Pinegar	HM
Chop Robinson	HM
Nick Tarburton	HM
Parker Washington	HM
Sal Wormley	HM

2011

Joey Porter Jr.	1st
Abdul Carter	2nd
PJ Mustipher	2nd
Olumuyiwa Fashanu	2nd
Nicholas Singleton	2nd (RS)
Ji'Ayir Brown	3rd
Adisa Isaac	3rd
Kalen King	3rd
Juice Scruggs	3rd
Brenton Strange	3rd
Barney Amor	HM
Sean Clifford	HM
Johnny Dixon	HM
Bryce Effner	HM
Curtis Jacobs	HM
Hunter Nourzad	HM
Jake Pinegar	HM
Chop Robinson	HM
Nick Tarburton	HM
Parker Washington	HM
Sal Wormley	HM

2010

Joey Porter Jr.	1st</
-----------------	-------

STATISTICAL HIGHS & LOWS UNDER JAMES FRANKLIN

PENN STATE

Total Offense Highs

718..... Kent State, 2024
673..... Idaho, 2019
643..... Kent State, 2018
619..... at Maryland, 2019
609..... Nebraska, 2017
599..... Iowa, 2016
591..... at Illinois, 2018
586..... at Michigan State, 2023
580..... Illinois, 2020
579..... at Iowa, 2017

Total Offense Lows

180..... at Temple, 2015
186..... at Michigan, 2018
191..... at Michigan, 2016
207..... Michigan, 2015
214..... at Michigan, 2014
219..... Maryland, 2014
227..... at Ohio State, 2019
227..... Illinois, 2021
233..... Michigan State, 2014
238..... Michigan, 2023

First Down Highs

40..... Kent State, 2024
35..... Idaho, 2019
34..... Delaware, 2023
32..... Nebraska, 2017
32..... Ball State, 2021
31..... at Illinois, 2019
30..... at Maryland, 2018
30..... Maryland, 2020
30..... at Nebraska, 2020
29..... at Iowa, 2017

First Down Lows

9..... at Temple, 2015
10..... at Michigan, 2022
11..... at Michigan, 2018
11..... at Wisconsin, 2021
12..... Army, 2015
12..... at Michigan, 2016
13..... Ohio State, 2016
14..... Northwestern, 2014
14..... at Ohio State, 2015
14..... Michigan, 2015
14..... Pittsburgh, 2017
14..... Michigan State, 2018
14..... Buffalo, 2019
14..... Michigan, 2019
14..... Illinois, 2021

Rushing Yardage Highs

396..... vs. Memphis, 2019
387..... at Illinois, 2018
372..... Maryland, 2016
359..... Iowa, 2016
340..... at Rutgers, 2016
339..... Idaho, 2019
330..... Rutgers, 2015
315..... Delaware, 2023
310..... Maryland, 2018
309..... Kent State, 2024

Rushing Yardage Lows

16..... Ohio State, 2014
33..... at Ohio State, 2021
38..... Michigan State, 2014
39..... Indiana, 2017
42..... Maryland, 2014
44..... Ohio State, 2020
48..... at Maryland, 2015
49..... at Ohio State, 2023
50..... Northwestern, 2014
50..... at Wisconsin, 2021

Rushing Attempts Highs

62..... Maryland, 2016
60..... Delaware, 2023
58..... Northwestern, 2022
57..... at Rutgers, 2020
57..... Iowa, 2023
53..... Iowa, 2019
53..... vs. Memphis, 2019
53..... Illinois, 2020
52..... Iowa, 2016
52..... at Indiana, 2020
52..... at Nebraska, 2020

Rushing Attempts Lows

18..... at Wisconsin, 2021
22..... Michigan State, 2014
22..... Michigan, 2015
22..... at Michigan, 2022
24..... Pittsburgh, 2017
24..... Georgia State, 2017
24..... Buffalo, 2019
25..... Northwestern, 2014
26..... Michigan State, 2021
26..... at Ohio State, 2023

Passing Yardage Highs

454..... vs. UCF, 2014
429..... Villanova, 2021
421..... at Maryland, 2019
409..... Kent State, 2024
401..... at Michigan State, 2017
400..... at USC, 2024
394..... at Ohio State, 2021
386..... Michigan State, 2016
384..... vs. Wisconsin, 2016
371..... vs. Boston College, 2014
371..... Ohio State, 2022

Passing Yardage Lows

74..... Michigan, 2023
81..... Rutgers, 2019
88..... Rutgers, 2023
93..... at Illinois, 2014
103..... at Temple, 2015
112..... Temple, 2014
118..... at Michigan, 2018
120..... at Ohio State, 2015
121..... at Michigan, 2016
128..... Buffalo, 2015
128..... at Ohio State, 2019

Passing Attempt Highs

57..... Maryland, 2020
52..... at Ohio State, 2021
50..... Ohio State, 2014
50..... vs. Boston College, 2014
48..... at Iowa, 2017
48..... at Michigan State, 2017
47..... vs. UCF, 2014
47..... at Michigan State, 2015
47..... at Maryland, 2021
47..... Ohio State, 2022

Passing Attempt Lows

13..... at Ohio State, 2015
14..... Rutgers, 2023
15..... Rutgers, 2019
16..... at Illinois, 2014
17..... at Michigan, 2018
18..... Iowa, 2016
18..... at West Virginia, 2024
19..... Rutgers, 2015
19..... Army, 2015
19..... Maryland, 2016

Passing Completion Highs

35..... at Ohio State, 2021
34..... vs. Boston College, 2014
32..... vs. UCF, 2014
32..... vs. Washington, 2014
32..... Ohio State, 2022
31..... Ohio State, 2014
31..... at Iowa, 2017
31..... Ohio, 2022
31..... at USC, 2024
29..... at Northwestern, 2017
29..... at Maryland, 2021
29..... Auburn, 2019
29..... Nevada, 2025

Passing Completion Lows

7..... at Ohio State, 2015
7..... Rutgers, 2023
8..... at Illinois, 2014
8..... Ohio State, 2016
8..... at Rutgers, 2020
8..... at Michigan, 2018
8..... Rutgers, 2019
10..... Rutgers, 2015
10..... Army, 2015
10..... Maryland, 2016
10..... Northwestern, 2022

Scoring Highs

79..... Idaho, 2019
66..... at Maryland, 2017
63..... Kent State, 2018
63..... at Illinois, 2018
63..... Delaware, 2023
63..... UMass, 2023
62..... Purdue, 2016
59..... at Maryland, 2019
56..... Georgia State, 2017
56..... Nebraska, 2017
56..... Illinois, 2020
56..... Kent State, 2024

Scoring Lows

6..... Northwestern, 2014
7..... at Michigan, 2018
10..... Michigan State, 2014
10..... at Temple, 2015
10..... at Ohio State, 2015
10..... at Michigan, 2016
10..... vs. Arkansas, 2021
12..... at Ohio State, 2023
13..... at Rutgers, 2014
13..... at Michigan, 2014
13..... at Indiana, 2014

Total Offense Highs

575..... vs. USC, 2016
563..... at Michigan, 2022
554..... at Indiana, 2018
542..... vs. Memphis, 2019
540..... vs. Ole Miss, 2023
529..... at Ohio State, 2017
526..... Ohio State, 2020
515..... at Michigan, 2016
474..... at Michigan State, 2017
469..... Minnesota, 2016

Total Offense Lows

53..... at Michigan State, 2023
66..... Kent State, 2024
76..... Iowa, 2023
87..... at Rutgers, 2016
104..... Purdue, 2019
109..... UMass, 2023
128..... at Maryland, 2019
134..... Maryland, 2022
140..... Delaware, 2023
145..... Idaho, 2019

First Down Highs

33..... vs. USC, 2016
32..... at Indiana, 2018
31..... Minnesota, 2016
30..... vs. Ole Miss, 2023
29..... at Wisconsin, 2021
29..... at Maryland, 2021
28..... at Michigan, 2022
27..... at Ohio State, 2017
27..... at Ohio State, 2019
27..... vs. Memphis, 2019

First Down Lows

4..... Iowa, 2023
5..... at Rutgers, 2016
5..... Idaho, 2019
5..... Delaware, 2023
5..... at Michigan State, 2023
6..... Kent State, 2024
8..... Temple, 2014
8..... Purdue, 2019
9..... at Rutgers, 2022
9..... UMass, 2023

Rushing Yardage Highs

418..... at Michigan, 2022
357..... Illinois, 2021
353..... vs. Arkansas, 2021
341..... at Pitt, 2016
326..... at Michigan, 2016
315..... at Ohio State, 2015
285..... vs. Boston College, 2014
261..... Army, 2015
259..... at Michigan, 2018
245..... at Pittsburgh, 2018
245..... at Illinois, 2018

Rushing Yardage Lows

-49..... at Maryland, 2023
-35..... at Michigan State, 2023
-19..... Purdue, 2019
3..... UMass, 2014
4..... Idaho, 2019
20..... Iowa, 2023
24..... vs. UCF, 2014
24..... Pittsburgh, 2019
25..... Michigan State, 2022
30..... Iowa, 2016

OPPONENTS

Rushing Attempts Highs

67..... Illinois, 2021
61..... at Ohio State, 2019
58..... Buffalo, 2019
58..... at Wisconsin, 2021
58..... vs. Arkansas, 2021
57..... Ohio State, 2014
56..... at Pitt, 2016
55..... Army, 2015
55..... at Rutgers, 2018
55..... at Michigan, 2022

Rushing Attempts Lows

16..... at Maryland, 2023
17..... Iowa, 2023
20..... Temple, 2014
22..... at Purdue, 2022
23..... at Iowa, 2017
23..... Central Michigan, 2022
24..... Indiana, 2021
24..... Delaware, 2023
24..... at USC, 2024
25..... Akron, 2014
25..... at Maryland, 2017
25..... Pittsburgh, 2019
25..... Michigan State, 2022

Passing Yardage Highs

479..... vs. Memphis, 2019
453..... vs. USC, 2016
400..... at Michigan State, 2017
399..... Nebraska, 2017
394..... vs. Ole Miss, 2023
372..... Pittsburgh, 2019
371..... Akron, 2019
371..... at Maryland, 2021
365..... at Purdue, 2022
354..... Ohio State, 2022

Passing Yardage Lows

18..... Kent State, 2024
32..... Army, 2021
38..... Illinois, 2015
43..... Rutgers, 2017
45..... UMass, 2023
46..... at Rutgers, 2018
48..... at Rutgers, 2016
55..... at Pittsburgh, 2018
56..... Iowa, 2023
58..... Delaware, 2023

Passing Attempt Highs

60..... at Purdue, 2022
58..... at Maryland, 2021
56..... at Michigan State, 2017
55..... Purdue, 2016
55..... at Indiana, 2018
54..... vs. USC, 2016
53..... Michigan State, 2018
53..... vs. Memphis, 2019
52..... Central Michigan, 2022
51..... Pittsburgh, 2019

Passing Attempt Lows

1..... Army, 2015
8..... Michigan, 2023
13..... Kent State, 2024
15..... at Pitt, 2016
15..... vs. Kentucky, 2018
16..... Maryland, 2016
16..... at Rutgers, 2018
16..... Iowa, 2023
16..... Rutgers, 2023
17..... at Rutgers, 2016
17..... at Michigan, 2018
17..... Delaware, 2023

Passing Completion Highs

41..... at Maryland, 2021
36..... Purdue, 2016
35..... at Indiana, 2018
35..... Pittsburgh, 2019
33..... vs. USC, 2016
33..... at Ohio State, 2017
33..... at Michigan State, 2017
33..... vs. Memphis, 2019
31..... Indiana, 2019
31..... at Maryland, 2023

Passing Completion Lows

1..... Army, 2015
2..... Kent State, 2024
5..... at Rutgers, 2018
6..... Delaware, 2023
6..... Iowa, 2023
7..... at Rutgers, 2016
7..... Rutgers, 2017
7..... Michigan, 2023
8..... Illinois, 2020
8..... Illinois, 2021

Scoring Highs

55..... at Michigan State, 2015
52..... vs. USC, 2016
49..... at Michigan, 2016
45..... vs. Oregon, 2024
44..... Nebraska, 2017
44..... Ohio State, 2022
42..... at Pitt, 2016
42..... at Michigan, 2018
41..... Iowa, 2020
41..... at Michigan, 2022

Scoring Lows

0..... Illinois, 2015
0..... at Rutgers, 2016
0..... Akron, 2017
0..... Georgia State, 2017
0..... at Maryland, 2019
0..... Indiana, 2021
0..... Rutgers, 2021
0..... Maryland, 2022
0..... Iowa, 2023
0..... UMass, 2023
0..... at Michigan State, 2023
0..... Kent State, 2024

PRONUNICATIONS	COACHING STAFF POTW	AWARD HONORS
<p>Randy Adirika Randy ADD-er-REEK-uh Owen Aliciene Owen Al-luh-seen-EE Drew Allar Drew AL-ler Kaleb Artis Kaleb AR-tiss Alex Birchmeier Alex BURK-myer Henry Boehme Henry BAYME Amare Campbell uh-MAR-ee Campbell Audavion Collins aw-DAY-vee-on Collins Tyseer Denmark Ty-SEAR Denmark Dani Dennis-Sutton deny Dennis-Sutton Matt Detisch Matt Det-ish Khalil Dinkins kuh-LEEL Dinkins Anthony Donkoh Anthony donk-O Jeff Exinor Jr. Jeff ex-ih-ner Zuriah Fisher zrr-RYE-uh Fisher Finn Furmanek Finn fir-muh-NACK Xavier Gilliam X-zay-vee-ur Gilliam Malachi Goodman MAL-uh-keve Goodman Ethan Grunkemeyer Ethan GRUNK-uh-myer Kyron Hudson kye-rin Hudson Olaivavega Ioane O-LIE-vuh-VEENG-uh Yo-wahn-ay Kari Jackson car-E Jackson Yvan Kemajou E-von Kam-uh-juu Karson Kiesewetter Karson key-zee-wetter Bekkem Kritza Becham Kree-tza Dejuan Lane DAY-zawn Lane Donte Nastasi Donte nuh-staz-e DaKaari Nelson duh-CAR-e Nelson Gabriel Nwosu Gabriel wo-SUE Andrew Olesh Andrew ol-ish Chimdy Onoh CHIM-dee O-no Trebtor Peña Tre-brr Peña Aidan Probst Aidan pr-oh-bst Jackson Pryts Jackson PRITS Andrew Rappleyea Andrew RAPPLE-yay Nolan Rucci Nolan Rew-CHEE Dominic Rulli Dominic ru-LEE Joey Schlaffer Joey SHLA-fur Sam Siafa Sam see-AH-fa Jaxon Smolik Jackson SMOLE-lick Blaise Sokach-Minnick Blaze So-katch-mi-nick Alex Tatsch Alex tash Vaboue Toure Vah-boo tore-A Owen Wafle Owen WAY-full Zakee Wheatley Zack-KEY Wheatley Enai White E-nye White J'Ven Williams JAY-vin Williams Mylachi Williams MAL-uh-keve Williams Kenny Woseley Jr. Kenny WOOZ-lee Keon Wylie Keon WHY-lee</p>	<p>The Penn State coaching staff chooses players of the week in all three phases. Here are their selections:</p> <p>AUG. 30 - NEVADA</p> <ul style="list-style-type: none">Offensive: Drew AllarDefensive: Dani Dennis-SuttonSpecial Teams: King MackD-Squad: Henry Boehme (O), Jaxon Smolik (O), Tyler Armstead (D), Cam Smith (D), Matt Henderson (ST)	<p>DREW ALLAR, QB Davey O'Brien Award Watch List Johnny Unitas Golden Arm Award Watch List Manning Award Watch List Maxwell Award Watch List Walter Camp Player of the Year Award Watch List</p> <p>KAYTRON ALLEN, RB Doak Walker Award Watch List Maxwell Award Watch List Associated Press Preseason All-America Second Team ESPN Preseason All-America Second Team</p> <p>COOPER COUSINS, OL Allstate Wuerffel Trophy Watch List Allstate Good Works Team Nominee</p> <p>NICK DAWKINS, OL CBS Preseason All-America Second Team</p> <p>DANI DENNIS-SUTTON, DE Bednarik Award Watch List</p> <p>ZANE DURANT, DT Bednarik Award Watch List Bronko Nagurski Trophy Watch List Lombardi Trophy Watch List Outland Trophy Watch List Associated Press Preseason All-America First Team The Sporting News Preseason All-America Walter Camp Preseason All-America CBS Preseason All-America First Team The Athletic Preseason All-America First Team</p> <p>TYLER DUZANSKY, LS Patrick Mannelly Award Watch List</p> <p>AJ HARRIS, CB Bednarik Award Watch List Lott IMPACT Trophy Watch List Bronko Nagurski Trophy Watch List</p> <p>OLAIVAVEGA IOANE, OL Lombardi Award Watch List Outland Trophy Watch List Polynesian Player of the Year Award Watch List Associated Press Preseason All-America First Team The Sporting News Preseason All-America Walter Camp Preseason All-America ESPN Preseason All-America First Team CBS Preseason All-America First Team The Athletic Preseason All-America First Team</p> <p>TREBOR PEÑA, WR Biletnikoff Award Watch List Paul Hornung Award Watch List</p> <p>DEVONTE ROSS, WR Biletnikoff Award Watch List</p> <p>NICHOLAS SINGLETON, RB Doak Walker Award Watch List Maxwell Award Watch List Walter Camp Player of the Year Award Watch List Associated Press Preseason All-America First Team The Sporting News Preseason All-America Walter Camp Preseason All-America ESPN Preseason All-America First Team CBS Preseason All-America First Team The Athletic Preseason All-America First Team</p>
<p>WELCOME TO THE GAME</p> <p>Collegiate Debut (17):</p> <ul style="list-style-type: none">Nevada (8/30): DT Randy Adirika, OL Owen Aliciene, DT Liam Andrews, CB Tyler Armstead, DE Chaz Coleman, CB Daryus Dixon, LS Andrew Dufault, WR Aaron Enterline, WR Koby Howard, CB Jahmir Joseph, DE Yvan Kemajou, S Karson Kiesewetter, DE Bobby Mears, K Matthew Parker, OL Garrett Sexton, DT Owen Wafle, DE Mylachi Williams <p>Penn State Debut (23):</p> <ul style="list-style-type: none">Nevada (8/30): Adirika, Aliciene, Andrews, Armstead, LB Amare Campbell, Coleman, Dixon, Dufault, Enterline, Howard, WR Kyron Hudson, Joseph, Kemajou, Kiesewetter, Mears, Parker, WR Trebtor Peña, WR Devonte Ross, Sexton, OL TJ Shanahan Jr., Wafle, DE Enai White and Williams <p>True Freshmen (8):</p> <ul style="list-style-type: none">Nevada (8/30): Adirika, Aliciene, Coleman, Dixon, Howard, Joseph, Kemajou, Parker <p>First Collegiate Start (4):</p> <ul style="list-style-type: none">Nevada (8/30): S Antoine Belgrave-Shorter, CB Audavion Collins, DE Jaylen Harvey, CB Kenny Woseley Jr. <p>First Start at Penn State (8):</p> <ul style="list-style-type: none">Nevada (8/30): Belgrave-Shorter, Campbell, Collins, DT Alonso Ford Jr., Harvey, Hudson, Peña, Woseley		

NATIONAL NITS

Below is a list of Penn State players that rank among the top-100 individuals and top-50 teams in the most recent season statistical rankings.

Rankings listed NCAA/Big Ten; Statistics are as of August 31, 2025

- QB Drew Allar**
 - Completion Percentage - 84.6 (3/1)
 - Completions Per Game - 22.0 (31/3)
 - Passing Efficiency - 167.4 (32/7)
 - Yards Per Pass Attempt - 8.35 (34/7)
 - Passing Yards Per Game - 217.0 (56/9)
 - Passing Yards - 217 (59/9)
 - Total Offense Per Game - 237.0 (61/9)
 - Yards Per Completion - 9.86 (77/12)
- RB Kaytron Allen**
 - Total Touchdowns - 1 (64/8)
- K Ryan Barker**
 - Field Goal Percentage - 100.0 (1/1)
 - Field Goals Per Game - 4.0 (1/1)
 - Points Scored - 15 (16/3)
 - Points Responsible For Per Game - 15.0 (48/9)
 - Points Responsible For - 15 (57/9)
- LB Dominic DeLuca**
 - Sacks Per Game - 1.0 (32/4)
- DE Dani Dennis-Sutton**
 - Forced Fumbles Per Game - 2.0 (1/1)
 - Tackles For Loss Per Game - 2.5 (12/3)
 - Sacks Per Game - 1.0 (32/4)
- DT Zane Durant**
 - Interceptions Per Game - 1.0 (3/2)
 - Total Interceptions - 1 (5/2)
- QB Ethan Grunkemeyer**
 - Total Touchdowns - 1 (64/8)
- CB A.J. Harris**
 - Fumbles Recovered - 1 (4/1)
- WR Kyron Hudson**
 - Receptions Per Game - 6.0 (41/6)
 - Receiving Yards Per Game - 89.0 (52/7)
 - Receiving Yards - 89 (61/7)
 - Total Touchdowns - 1 (64/8)
- S Dejuan Lane**
 - Sacks Per Game - 1.0 (32/4)
- S King Mack**
 - Kick Return Average - 44.0 (2/1)
 - Combined Kick Return Yards - 88 (19/3)
- WR Trebor Peña**
 - Receptions Per Game - 7.0 (18/1)
 - Punt Return Average - 5.0 (46/5)
 - Receiving Yards Per Game - 74.0 (77/11)
 - Receiving Yards - 74 (90/11)
- LB Tony Rojas**
 - Tackles For Loss Per Game - 2.0 (23/6)
- RB Nicholas Singleton**
 - Total Touchdowns - 2 (12/3)
 - Points Scored - 12 (24/5)
 - Points Responsible For Per Game - 12.0 (55/11)
 - Points Responsible For - 12 (65/11)
- S Zakée Wheatley**
 - Fumbles Recovered - 1 (4/1)
- TEAM**
 - Fumbles Lost - 0 (1/1)
 - Fumbles Recovered - 2 (4/1)
 - Interceptions Thrown - 0 (1/1)
 - Red Zone Offense - 100.0 (1/1)
 - Turnovers Lost - 0 (1/1)
 - Punt Return Defense - 0.0 (4/2)
 - Turnover Margin - Plus-3 (4/2)
 - Kickoff Return Average - 44.0 (5/1)
 - Completion Percentage - 82.9 (5/2)
 - Turnovers Gained - 3 (7/2)
 - Tackles For Loss Per Game - 9.0 (13/3)
 - Interceptions - 1 (19/6)
 - Total Defense - 203.0 (20/5)
 - Passing Offense - 303.0 (21/3)
 - Scoring Offense - 46.0 (21/4)
 - Sacks Per Game - 3.0 (25/5)
 - First Downs Allowed - 13 (28/8)
 - Time of Possession - 33:40 (29/8)
 - Passing Defense - 125.0 (30/6)
 - First Downs Gained - 25 (31/6)
 - Sacks Allowed Per Game - 1.0 (34/4)
 - Passing Efficiency - 165.01 (38/7)
 - Rushing Defense - 78.0 (39/10)
 - Red Zone Defense - 66.7 (40/9)
 - Total Offense - 438.0 (45/8)
 - Fourth Down Conversion Pct. - 66.7 (45/9)
 - Scoring Defense - 11.0 (49/9)

PENN STATE VS. BIG TEN

PENN STATE VS. BIG TEN

- Penn State is 58-23 in the Big Ten since 2016.
- PSU won 13 consecutive games against Big Ten opponents from 2016-17, breaking its record of 12 from 1993-94.
- Penn State owns a 264-132-3 mark against Big Ten Conference teams since the Nittany Lions first opposed Ohio State in 1912.
- The Nittany Lions began play as a member of the Big Ten Conference in 1993 and have a 168-96 mark.
- Penn State played 132 games vs. the current Big Ten alignment when either or both Penn State itself (prior to 1993) or the opponent (Nebraska prior to 2011; Maryland and Rutgers prior to 2014; Oregon, UCLA, USC and Washington prior to 2024) was not yet a member of the Big Ten. The Nittany Lions went 92-37-3 in those games.

Opponent	Record	1st Meeting	Last Meeting
Illinois	22-6	1954	2024
Indiana	25-2	1993	2023
Iowa	18-14	1930	2023
Maryland	44-3-1	1917	2024
Michigan	10-17	1993	2023
Michigan State	19-18-1	1914	2023
Minnesota	11-6	1993	2024
Nebraska	8-10	1920	2020
Northwestern	16-5	1993	2023
Ohio State	14-26	1912	2024
Oregon	3-2	1960	2024
Purdue	17-3-1	1951	2024
Rutgers	32-2	1918	2023
UCLA	3-4	1963	2024
USC	5-6	1922	2024
Washington	4-0	1921	2024
Wisconsin	12-9	1953	2024

Bold indicates 2025 opponent

BIG TEN'S NEW TEAMS

- The Big Ten welcomed four former Pac-12 schools ahead of the 2024 season.
- Oregon, UCLA, USC and Washington joined the conference to expand the league to 18 teams.
- The Nittany Lions meet Oregon (9/27) and UCLA (10/4) in 2025.
- PSU went 3-1 against former Pac-12 members in 2024 with wins over UCLA (27-11), USC (33-30, OT) and Washington (35-6).
- Penn State's all-time games against the former Pac-12 schools:

Date	Opponent	Score
12/3/1921	at Washington	W, 21-7
1/1/1923	vs. USC (Rose Bowl)	L, 3-14
12/17/1960	vs. No. 16 Oregon (Liberty Bowl)	W, 41-12
9/21/1963	at Oregon	W, 17-7
9/28/1963	UCLA	W, 17-14
9/26/1964	at UCLA	L, 14-21
10/3/1964	Oregon	L, 14-22
10/2/1965	UCLA	L, 22-24
10/15/1966	at No. 4 UCLA	L, 11-49
10/7/1967	No. 3 UCLA	L, 15-17
10/12/1968	at UCLA	W, 21-6
1/1/1982	vs. No. 8 USC (Fiesta Bowl)	W, 26-10
12/26/1983	vs. Washington (Aloha Bowl)	W, 13-10
9/15/1990	at No. 6 USC	L, 14-19
9/14/1991	at USC	L, 10-21
9/11/1993	USC	W, 21-20
9/10/1994	No. 14 USC	W, 38-14
1/2/1994	vs. No. 12 Oregon (Rose Bowl)	W, 38-20
8/25/1996	vs. No. 7 USC (Giants Stadium)	W, 24-7
8/27/2000	vs. No. 15 USC (Giants Stadium)	L, 5-29
1/1/2009	vs. No. 5 USC (Rose Bowl)	L, 24-38
1/2/2017	vs. No. 9 USC (Rose Bowl)	L, 49-52
12/30/2017	vs. No. 12 Washington (Fiesta Bowl)	W, 35-28
10/5/2024	UCLA	W, 27-11
10/12/2024	at USC	W, 33-30 (OT)
11/9/2024	Washington	W, 35-6
12/7/2024	vs. No. 1 Oregon (Big Ten Championship)	L, 37-45

HISTORIC SERIES

- The Nittany Lions have played 24 teams 20 or more times in the 139-year history of the program.
- Penn State owns a winning record against 20 of the 24 teams that it has met 20 or more times.
- Five of the 24 teams are on the 2024 schedule, including Northwestern (21), Iowa (32), Ohio State (40), Indiana (27) and Michigan State (38).
- Nineteen of the 24 programs are currently members of NCAA Division I FBS.

Team	Meetings	Record
Pittsburgh	100	53-43-4
Syracuse	71	43-23-5
West Virginia	61	50-9-2
Maryland *	48	44-3-1
Penn ^	47	18-25-4
Temple	45	40-4-1
Ohio State *	40	14-26
Bucknell ^	38	28-10
Michigan State *	38	19-18-1
Navy	38	19-17-2
Rutgers *	34	32-2
Iowa *	32	18-14
Gettysburg ^	28	27-0-1
Illinois *	28	22-6
Indiana *	27	25-2
Michigan *	27	10-17
Army	26	14-10-2
Boston College	24	20-4
Lehigh ^	23	16-6-1
Northwestern*	21	16-5
Purdue*	21	17-3-1
Wisconsin*	21	12-9
Lebanon Valley ^	20	20-0
Notre Dame	20	9-10-1

* - Current Big Ten team | ^ - Current Non-FBS university

Bold indicates 2025 opponent

HOME SWEET HOME

- With a 324-82 all-time record in Beaver Stadium, Penn State is tied for the sixth-best record in its venue amongst current FBS schools and tied for first in the Big Ten.
- The Nittany Lions welcomed 111,030 fans against Ohio State on Nov. 2, a Beaver Stadium record, and 110,233 fans against Washington for the Penn State White Out Game, which ranks ninth in stadium history.
- Penn State averaged 108,409 fans in seven home games in 2023, which is the second-highest single-season average attendance in Beaver Stadium history and is the highest since record 108,917 average in 2007.
- Only Alabama (.844) and Oklahoma (.816) have higher winning percentages in facilities older than Beaver Stadium.

School	Stadium Name (Opened)	Rec	Win %
1. Alabama	Bryant-Denny Stadium (1929)	304-55-3	.844
2. Boise State	Albertsons Stadium (1970)	293-61	.828
3. Marshall	Joan C. Edwards Stadium (1991)	189-42	.818
4. Oklahoma	Gaylord Family-Oklahoma Memorial Stad. (1923)	429-91-15	.816
5. Ga. Southern	Paulson Stadium (1984)	218-51	.810
6. Penn State	Beaver Stadium (1960)	324-82	.798
7. Ohio State	Ohio Stadium (1922)	480-115-20	.797
8. Georgia	Sanford Stadium (1929)	387-107-9	.778
9. Auburn	Jordan-Hare Stadium (1939)	349-99-7	.775
10. Tennessee	Neyland Stadium (1921)	500-142-17	.772

TOP 10 BEAVER STADIUM CROWDS

Date	Result	Attendance
11/2/24	Ohio State 20, Penn State 13	111,030
9/29/18	Ohio State 27, Penn State 26	110,889
11/11/23	Michigan 24, Penn State 15	110,856
9/23/23	Penn State 31, Iowa 0	110,830
10/21/17	Penn State 42, Michigan 13	110,823
9/14/02	Penn State 40, Nebraska 7	110,753
9/2/23	Penn State 38, West Virginia 15	110,747
10/19/19	Penn State 28, Michigan 21	110,669
11/9/24	Penn State 35, Washington 6	110,233
10/27/07	Ohio State 37, Penn State 17	110,134

WINNINGEST PROGRAMS				NITTANY LIONS IN THE NFL				LETTERMEN ON STAFF			
In its 139th season of varsity football, Penn State has posted 944 victories to rank No. 7 in the nation. The Lions' success is not solely due to longevity though, as Penn State also ranks in the top 10 in all-time winning percentage.				• A total of 44 Penn State football alumni are populating the rosters of 24 National Football League teams.				• Seventeen members of the Penn State coaching staff, support staff and athletic department played at Penn State.			
As of August 31, 2025				• The Nittany Lions annually are among the top 20 programs nationally in producing players in the NFL. In addition, four former Nittany Lions are members of NFL coaching staffs.				• Associate head coach/cornerbacks coach Terry M. Smith was a three-year starter at wide receiver from 1989-91.			
TOTAL VICTORIES				• Penn State is one of three schools to produce at least five picks in each of the last eight NFL drafts and has 59 selections since 2016.				• Co-offensive coordinator and tight Ends Coach Ty Howle was a four-year letterwinner on the Penn State offensive line from 2009-13. He played in 47 career games, making 13 starts.			
1. Michigan (146) Big Ten 1,013				• Seven players from PSU's 2024 squad are on NFL teams.				• Defensive line coach Deion Barnes made 31 starts as a Nittany Lion from 2012-14. In 2014, Barnes tallied 12.5 tackles for loss and six sacks. He led PSU with 10 tackles for loss and six sacks in 2012 to earn consensus freshman All-American honors.			
2. Ohio State (136) Big Ten 979				NITTANY LIONS ON NFL ROSTERS				• Linebacker coach Dan Connor was a two-time first-team All-America linebacker for Penn State in 2006 and 2007, the 14th Nittany Lion to be named a two-time first-team All-American. He finished his career as Penn State's all-time leader with 419 tackles.			
3. Alabama (132) SEC 974				<i>(Pro Experience in Parentheses)</i>				• Defensive graduate assistant Jordan Lucas was a reliable member of the defensive backfield during his Penn State career, appearing in 46 games (2012-15).			
4. Notre Dame (137) Independent 962				Atlanta Falcons (1): Arnold Ebiketie (4)				• Assistant quarterbacks coach Trace McSorley was a three-time All-Big Ten selection and helped Penn State to a Big Ten Championship in 2016.			
5. Texas (133) SEC 961				Arizona Cardinals (2): Blake Gillikin (6), PJ Mustipher (2)				• Director of performance science Andrew Nelson was a four-year letterwinner on the offensive line for Penn State (2014-17) and appeared in 33 games, making 28 starts.			
6. Oklahoma (129) SEC 951				Baltimore Ravens (3): Adisa Isaac (2), Odafe Oweh (5), Jordan Stout (4)				• Assistant director of performance enhancement Tyrone Smith was a defensive tackle for Penn State and lettered during the 2014 season.			
7. PENN STATE (139) Big Ten 944				Buffalo Bills (3): DaQuan Jones (12), <i>Jalen Kimber (R)</i> , Connor McGovern (7)				• Assistant director of high performance Dan Vasey was a defensive end with the Nittany Lions (2017-21).			
8. Nebraska (136) Big Ten 925				Carolina Panthers (2): <i>Kalen King (2)</i> , Nick Scott (7),				• Senior defensive analyst Greg Gattuso was a defensive lineman at Penn State from 1981-83.			
9. Georgia (130) SEC 893				Chicago Bears (2): Ryan Bates (7), Jaquan Brisker (4)				• Director of player development Jordan Hill lettered at Penn State from 2009-12 and finished his Penn State career with 171 total tackles, including 9.5 sacks. He posted a 64-tackle, 4.5-sack season his senior year and was named first-team All-Big Ten for his efforts in 2012.			
10. USC (136) Big Ten 883				Cincinnati Bengals (2): Mike Gesicki (8), Mitchell Tinsley (3)				• Recruiting coordinator for personnel and recruitment Alan Zemaitis was a three-time All-Big Ten selection for the blue and white from 2002-05. Zemaitis sits tied fifth all-time at Penn State with 12 career interceptions. He also holds fifth all-time at Penn State with 46 passes defended. Zemaitis helped the Nittany Lions to a Big Ten Championship in 2005.			
WINNING PERCENTAGE (YEARS - MIN. 25 IN D1)				Dallas Cowboys (1): Miles Sanders (7)				• Associate director of football academic support services & Academic Counselor Todd Kulka lettered as a linebacker and graduated in 1995. He helped Penn State to a 9-3 record and an Outback Bowl victory in 1995.			
1. Ohio State (136) Big Ten .736				Green Bay Packers (2): Micah Parsons (5), Rasheed Walker (4)				• Director of the football letterman's club Wally Richardson was a four-year letterman as a quarterback in 1992 and 1994-96. Richardson ranks 12th all-time at Penn State with 4,419 career passing yards. He also sits eighth all-time with 378 completions and 12th all-time with 27 touchdown passes.			
2. Alabama (132) SEC .733				Houston Texans (2): Jaylen Reed (R), Juice Scruggs (3)				• Assistant athletic director for the brand academy Omar Easy lettered for the Nittany Lions from 1999 to 2001 and spent time in the NFL with the Kansas City Chiefs and Oakland Raiders.			
Michigan (146) Big Ten .733				Indianapolis Colts (1): Tyler Warren (R)				• Associate director of development Michael Mauti was a four-year letterwinner fo the Nittany Lions and the Big Ten Linebacker of the Year and a first-team All-American in 2012.			
4. Notre Dame (137) Independent .731				Jacksonville Jaguars (4): Austin Johnson (9), Brenton Strange (3), Parker Washington (3), <i>Sal Wormley (R)</i>				• Assistant AD for premium seating Bobby White was Co-Captain of the 1986 National Championship Penn State Football team.			
5. Boise State (58) Mountain West .724				Kansas City Chiefs (1): Hunter Nourzad (2)							
6. Oklahoma (129) SEC .723				Miami Dolphins (1): Chop Robinson (2)							
7. Texas (133) SEC .703				Minnesota Vikings (2): Will Fries (5), Kobe King (R)							
8. USC (136) Big Ten .694				New England Patriots (1): Caedan Wallace (2)							
9. PENN STATE (139) Big Ten .690				New York Giants (2): Abdul Carter (R), Theo Johnson (2)							
10. Nebraska (136) Big Ten .677				New York Jets (1): Olumuyiwa Fashanu (2)							
WINNING PERCENTAGE SINCE 2016				Philadelphia Eagles (2): Saquon Barkley (8), Jahan Dotson (4)							
1. Alabama SEC .881				Pittsburgh Steelers (2): Pat Freiermuth (5), Joey Porter Jr. (3)							
2. Ohio State Big Ten .874				San Francisco 49ers (3): Ji'Ayir Brown (3), Kevin Givens ^{IR} (6), Yetur Gross-Matos (6)							
3. Georgia SEC .848				Seattle Seahawks (1): Chris Stoll (3)							
4. Clemson ACC .833				Tampa Bay Buccaneers (1): Chris Godwin (9)							
5. Michigan Big Ten .765				Tennessee Titans (2): <i>Amani Oruwareye (6)</i> , Kevin Winston Jr. (R)							
6. Notre Dame Independent .765				<i>Italics indicates practice squad ^C Team Captain ^{IR} Injured Reserve</i>							
7. Oklahoma SEC .756				<i>*As of August 29, 2025</i>							
8. PENN STATE Big Ten .746				FOUR FORMER LIONS ON NFL COACHING STAFFS							
9. Boise State Mountain West .733				Four former Nittany Lions are patrolling the sidelines as part of NFL coaching staffs in 2025.							
10. Oregon Big Ten .713				Al Golden (Cincinnati Bengals, Defensive Coordinator)							
HOME WINNING PERCENTAGE SINCE 2016				NaVorro Bowman (Los Angeles Chargers, Linebackers)							
1. Alabama SEC .968				Jeff Carpenter (Los Angeles Chargers, Offensive Quality Control/TEs)							
2. Ohio State Big Ten .935				Bobby Engram (Washington, Wide Receivers)							
3. Georgia SEC .927											
4. Clemson ACC .903											
5. Oregon Big Ten .895											
6. Oklahoma SEC .877											
7. Michigan Big Ten .871											
8. Appalachian State Sun Belt .855											
9. Memphis AAC .844											
10. PENN STATE Big Ten .841											
HEAD COACH WIN PERCENTAGE SINCE 2016											
<i>(Current Head Coaches)</i>											
1. Kirby Smart, Georgia 106-19 .848											
2. Dabo Swinney, Clemson 105-21 .833											
3. Brian Kelly, LSU 88-29 .752											
4. James Franklin, Penn State 88-30 .746											
5. Kirk Ferentz, Iowa 78-37 .678											
6. Jeff Monken, Army 76-40 .655											
7. Mike Gundy, Oklahoma State 76-41 .650											
8. Kyle Whittingham, Utah 73-40 .646											
9. P.J. Fleck, Minnesota 72-40 .643											
10. Jason Candle, Toledo 72-41 .637											
ALL-TIME AP POLL RANKINGS (Weeks Ranked)											
1. Ohio State Big Ten 1,001											
2. Michigan Big Ten 929											
3. Oklahoma SEC 907											
4. Alabama SEC 892											
Notre Dame Independent 892											
6. USC Big Ten 819											
7. Texas SEC 792											
8. Nebraska Big Ten 732											
9. PENN STATE Big Ten 713											
10. LSU SEC 680											

ACADEMIC SUCCESS

- The Nittany Lions had 34 players selected as Academic All-Big Ten in Fall 2024.
- Olumuyiwa Fashanu** was a finalist for the Campbell Trophy, known as the "Academic Heisman", and an National Football Foundation (NFF) Scholar-Athlete. He was the 20th Nittany Lion to be selected as an NFF Scholar-Athlete.
- In 2024, Penn State posted a program-record 93% graduation success rate. The 93% mark tops the previous high GSR of 91% set in 2005 and is just the second time in program history topping 90%. PSU's 89% in 2024 is the 15th consecutive year the football team has surpassed the national average GSR for its sport.
- In 2019, punter Blake Gillikin took home CoSIDA Academic All-America® first-team honors for the second-straight year to become the 12th two-time first-team selection in Penn State history. Gillikin's two first-team CoSIDA Academic All-America honors increased Penn State football's total to 67 honorees, which ranks second in Division I football history (FBS and FCS).

DEGREES ON THE WALL

- Following August 2025 graduation, 10 Nittany Lions have earned 12 Penn State degrees.
- Mason Carlan** earned his degree in aeronautical engineering from Air Force.
- Kyron Hudson** earned his bachelor of arts degree in communications from USC.
- Trebor Peña** earned his degree in television, radio and film from Syracuse.

Player	Bachelor's Degree	Graduation
Liam Clifford	Advertising/Public Relations	Dec. 2024
Nick Dawkins	Recreation, Parks & Tourism Mgmt. Organization Development and Change Essentials Graduate Certificate	Dec. 2023 May 2025
Dominic DeLuca	Agribusiness Management	Dec. 2024
Zuriah Fisher	Recreation, Parks & Tourism Mgmt.	May 2025
Alonzo Ford Jr.	Criminology	Dec. 2024
Tyler Holzworth	Agribusiness Management	May 2025
Gabriel Nwosu	Supply Chain & Information Systems	Aug. 2024
	Master of Supply Chain Management	May 2025
Riley Thompson	Labor & Human Resources	Dec. 2024
Tyler Duzansky	Business Management Foundations	Aug. 2025
Sam Siafa	Labor & Human Resources	Aug. 2025

TEAM NOTES

SERIES HISTORY VS. FIU

- Penn State and FIU will meet for the second time in school history, with PSU holding a 1-0 advantage.
- The Nittany Lions earned a 59-0 win over FIU to open the 2007 season.
- Penn State tallied 549 total yards, including 313 passing yards and 236 rushing yards.
- Anthony Morelli threw for 295 yards and three touchdowns, connecting on touchdown passes to Terrell Golden (4 yards), Mickey Shuler (17 yards) and Matt Hahn (1 yard).
- The Nittany Lions scored five rushing touchdowns, including two by Austin Scott and one each by Evan Royster, Rodney Kinlaw and Dan Lawlor.
- Penn State limited FIU to -3 rushing yards, 117 passing yards and seven first downs.
- The Nittany Lions combined for 10 tackles for loss and seven sacks.

NEVADA NOTES

- The Nittany Lions have won 21 of its last 24 season-opening contests and nine of its last 10. Penn State is 115-22-2 all-time in season openers and 122-13-1 all-time in home openers.
- The 46 points scored by Penn State marked the most points scored by the Nittany Lions in a season opener since notching 79 against Idaho in 2019.
- Penn State scored on its first nine possessions of the game and of the season, alternating touchdowns and field goals (5 TD, 4 FG).
- Penn State scored on its first nine possessions to open the season for the first time since at least 1952.
- In the fourth quarter, Penn State scored a touchdown on a 15-play, 94-yard drive, the longest drive by the Nittany Lions in terms of yards since a 97-yard drive against Oregon in last season's Big Ten Championship Game.
- Penn State forced a takeaway on Nevada's opening drive. DE **Dani Dennis-Sutton** forced a fumble, which was recovered by CB **A.J. Harris**.
- Penn State had a takeaway on its first defensive possession of the season for the first time since 1994 vs. Minnesota (Terry Killens recovered).
- Dennis-Sutton recorded his first career game with two forced fumbles. He is the first Nittany Lion with two forced fumbles in a game since Micah Parsons in the 2019 Cotton Bowl against Memphis.

KNOWLES RETURNS TO HOME STATE

- Jim Knowles** enters his first season in Happy Valley as defensive coordinator for the Nittany Lions.
- Knowles, a native of Philadelphia and an alum of St. Joseph's Prep, joins the Nittany Lions after spending three seasons as Ohio State's defensive coordinator.
- He played a key role in Ohio State's 2024 National Championship run, as he led a defense that ranked first nationally in total defense and scoring defense.
- Knowles is a 37-year college football coaching veteran.
- A native of Philadelphia, Knowles brings 17 years of experience as a defensive coordinator.
- He brings six years of head coaching experience (all at Cornell) and has made defensive coordinator stops at Ohio State (2022-24), Oklahoma State (2018-21), Duke (2011-17) and Western Michigan (1997-2002).
- Knowles led Ohio State's defense the last three seasons, winning a National Championship with the Buckeyes this past season where his defense ranked first nationally in scoring defense, total defense, yards allowed per play, touchdowns allowed per play and opponents touchdowns scored in the red zone.

- Ohio State's defense also ranked second in sacks, passing touchdowns allowed per game and opponent red zone score percentage, and third in rushing defense, passing defense and sacks per game.

DRAYTON JOINS STAFF AS RB COACH

- Penn State Football added **Stan Drayton** as the program's new running backs coach this offseason.
- Drayton, a native of Cleveland, Ohio, joins the Nittany Lions after spending three seasons as the head coach at Temple.
- He is a 32-year coaching veteran with 25 years of experience coaching running backs. Drayton has been a part of two national championship coaching staffs and brings five years of NFL coaching experience.
- During his coaching career, Drayton has tutored prominent running backs, including Brian Westbrook, Jerious Norwood, Carlos Hyde, Ezekiel Elliott, Bijan Robinson, Matt Forte and Jordan Howard.
- He has coached seven 1,000-yard rushers, five NFL Draft picks and two All-Americans.
- Prior to Temple, Drayton was the associate head coach, running backs coach and run game coordinator at Texas for five seasons under Tom Herman (2017-20) and Steve Sarkisian (2021).
- Prior to Texas, Drayton served as running backs coach for the Chicago Bears from 2015-16, where he led rooms consisting of Jordan Howard, Matt Forte and Jeremy Lanford.
- Before joining the Bears, Drayton coached at Ohio State where he won the 2014 National Championship. He joined OSU as a wide receivers coach in 2011, before leading the running backs for the next three seasons.
- Drayton spent the 2010 season as the running backs coach and recruiting coordinator at Florida for his second stint with the Gators, while also making stops at Syracuse (2009) and Tennessee (2008).

NITTANY LIONS ON WATCH LISTS

- Multiple Nittany Lions are represented on preseason award watch lists in 2025.
- Senior QB **Drew Allar** was named to the Davey O'Brien Award, Johnny Unitas Golden Arm Award, Manning Award, Maxwell Award and Walter Camp Player of the Year Award watch lists.
- Senior RB **Kaytron Allen** was tabbed to the Doak Walker Award and Maxwell Award watch lists.
- Sophomore OL **Cooper Cousins** is a member of the Allstate Wuerffel Trophy watch list and is an Allstate Good Works Team nominee.
- Senior DE **Dani Dennis-Sutton** was named to the Bednarik Award watch list.
- Senior DT **Zane Durant** is a member of the Bednarik Award, Bronko Nagurski Trophy, Lombardi Trophy and Outland Trophy watch lists.
- Redshirt senior LS **Tyler Duzansky** is on the Patrick Mannelly Award watch list.
- Junior CB **A.J. Harris** was selected for the Bednarik Award, Bronko Nagurski Trophy and Lott IMPACT Trophy watch lists.



Zane Durant

ASSISTANT COACHES



Jim Knowles
Defensive Coordinator
Booth



Andy Kotelnicki
Offensive Coordinator
Booth

Andy Co-TILL-nicki



Justin Lustig
Special Teams Coord./Outside
LB/Nickels
Field




Deion Barnes
Defensive Line
Field



Dan Connor
Linebackers
Field




Stan Drayton
Running Backs
Field



Marques Hagans
Wide Receivers
Field

Marcus HAY-ginns



Danny O'Brien
Quarterbacks
Field

Field



Ty Howle
Co-Offensive Coord./Tight Ends
Field

Ty Howl



Anthony Poindexter
Co-Defensive Coordinator/Safeties
Field

Field



Terry M. Smith
Assoc. Head Coach/
Cornerbacks
Field

Field



Phil Trautwein
Offensive Line
Field

Field

Phil trout-wine

TEAM NOTES

- Redshirt junior OL **Olaivavega Ioane** was tabbed to the Lombardi Award, Outland Trophy and Polynesian Player of the Year Award watch lists.
- Redshirt senior+ WR **Trebor Peña** is on the Biletnikoff Award and Paul Hornung Award watch lists.
- Senior WR **Devonte Ross** is on the Biletnikoff Award watch list.
- Senior RB **Nicholas Singleton** is a member of the Doak Walker Award, Maxwell Award and Walter Camp Player of the Year Award watch lists.

PRESEASON ALL-AMERICANS

- Multiple Nittany Lions have earned Preseason All-America recognition.
- Senior DT **Zane Durant** was tabbed Preseason All-America by the Associated Press (first team), The Sporting News, Walter Camp Football Foundation, The Athletic (first team) and CBS (first team).
- Redshirt junior OL **Olaivavega Ioane** was named Preseason All-America by the Associated Press (first team), The Sporting News, Walter Camp Football Foundation, The Athletic (first team), CBS (first team) and ESPN (first team).
- Senior RB **Nicholas Singleton** was selected Preseason All-America by the Associated Press (first team), The Sporting News, Walter Camp Football Foundation, The Athletic (first team), CBS (first team) and ESPN (first team).
- Senior RB **Kaytron Allen** garnered Preseason All-America second team honors by the Associated Press and ESPN, while redshirt senior+ OL **Nick Dawkins** picked up Preseason All-America second team honors by CBS.

NITTANY LIONS NAME TEAM CAPTAINS

- Penn State selected five team captains ahead of the 2025 season.
- Redshirt senior LB **Dominic DeLuca** was voted as a captain for the third-straight season and will again wear No. 0 as the special teams leader.
- Senior QB **Drew Allar** and redshirt senior+ OL **Nick Dawkins** were tabbed as captains for the second-consecutive season.
- Redshirt senior LS **Tyler Duzansky** was selected as a captain for the first time in his career.

FRANKLIN EARNS 100TH WIN AT PSU

- Head Coach **James Franklin** earned his 100th win at Penn State in the victory over SMU.
- Franklin reached 100 wins in 141 games at Penn State.
- He is one of seven current FBS coaches with 100+ wins at their current school, joining Iowa's Kirk Ferentz (204), Clemson's Dabo Swinney (179), Oklahoma State's Mike Gundy (169), Utah's Kyle Whittingham (167), Air Force's Troy Calhoun (135) and Georgia's Kirby Smart (104).
- Among current FBS coaches with 100+ wins at their current school, Franklin was the third-fastest to 100 wins behind only Smart (117) and Swinney (129).

IN THE CFP RANKINGS

- Penn State opened the 2024 College Football Playoff rankings at No. 6 and was ranked No. 4 in the December 8 poll.
- Penn State is one of six FBS teams who have appeared in each of the last 18 CFP rankings.
- With appearances in the last 18 CFP rankings, Penn State is tied for the fifth-longest active streak among FBS teams.
- The Nittany Lions have appeared in the CFP rankings 42 times since the College Football Playoff was introduced in 2014.
- Penn State has ranked among the CFP Top 10 on 26 occasions.
- Penn State has finished in the CFP Top 12 seven times, ranking fourth-most among FBS teams and second among Big Ten teams.

THREE-STRAIGHT 10 WIN SEASONS

- Penn State joins Georgia, Ohio, Ohio State and Oregon as the only FBS teams who posted 10+ win seasons in 2022, 2023 and 2024.
- PSU has posted three-straight 10+ win seasons for the fourth time in program history and its first time as a Big Ten member.

- The Nittany Lions reached 10 wins for the sixth time since 2016.
- Penn State is one of nine FBS teams with at least 10 wins in at least six of the last nine seasons (2016-25), joining Alabama (8), Boise State (6), Clemson (8), Georgia (7), Michigan (6), Notre Dame (7), Ohio State (8) and Oklahoma (6).
- PSU earned 34 wins over the last three seasons (2022, 2023, 2024). It marked the most wins in any three-year span, bettering 1971-73 (33 wins).
- Penn State joins Georgia (39), Michigan (36), Ohio State (36) and Oregon (35) among FBS teams with 34+ wins over the last three seasons.
- In 2024, the Nittany Lions reached 13 wins in a season for the first time in program history.
- PSU tallied 12+ wins for the fourth time in program history, first time under **James Franklin**, 11 wins for the 20th time and 11 regular season wins for the seventh time.
- The Nittany Lions have won 11 games in a season for five times under Franklin (2016, 2017, 2019, 2022, 2024).
- In 2024, Penn State won eight Big Ten games in a season for the third time in program history and earned 10 wins and five road wins in a season for the ninth time in school history.

STREAKING

- Penn State has not allowed a special teams touchdown in 78-straight games, dating back to the start of the 2019 season.
- Penn State has won 23 consecutive games over non-conference opponents during the regular season, dating back to a win over Temple in 2016.
- Penn State has won 29-straight non-conference home games, dating back to a win over Kent State in 2013.
- Penn State has won 32-straight games against teams unranked in the AP Poll.

ON TV

- Penn State has had 376 of its last 378 games televised, including 277 consecutive games.
- Over the last 21 seasons, every Penn State game has aired on ABC, BTN, CBS, NBC, Peacock or an ESPN or FOX channel.
- Penn State has made 353 regular season TV appearances since 1995.
- The Nittany Lions averaged 4.59 million viewers in 2024.
- The Penn State-Ohio State game, on FOX, had 9.8 million viewers, the sixth-largest audience among regular season games in 2024.
- The Penn State-Boise State CFP Quarterfinal Game at the Vrbo Fiesta Bowl, on ESPN, gained 13.86 million viewers and Penn State's CFP first round matchup vs. SMU had 6.6 million viewers on TNT.
- The Penn State-Oregon Big Ten Championship Game, on CBS, in 2024 drew 10.5 million viewers.

LIONS UNDER THE LIGHTS

- Penn State is set to battle Oregon at 7:30 p.m. on NBC on September 27. The 2025 season marks the 25th-straight with at least one regular-season night game on the schedule.
- Penn State is 66-35 at night all-time. The figure breaks down to 23-11 at home, 30-15 on the road and 13-9 in neutral site games. Penn State is 1-1 at regular season neutral sites, 11-7 in bowl games and 1-1 in conference championship games.
- In 2019, Penn State played its most regular season night games in program history with four primetime tilts.
- On Oct. 12, 2013, the Lions claimed the then-longest game in Big Ten history when they edged Michigan under the lights, 43-40, in four overtimes in front of a sellout Beaver Stadium crowd of 107,844 on Homecoming.

TEAM NOTES

PENN STATE WHITE OUT

- A tradition stretching back to a student section White Out in 2004, Penn State White Outs have created an unrivaled atmosphere inside Beaver Stadium.
- Penn State's CFP First Round game vs. SMU marked the 17th time the Nittany Lions hosted a full-stadium Penn State White Out.
- Penn State holds an 11-6 record when the full stadium wears white.
- Five of Penn State's Top 10 most-attended games have been White Outs, including 110,223 fans against Washington in 2018, which ranks ninth all-time.
- Penn State's first full-stadium White Out was against Notre Dame in 2007.

Date	Opponent	Result	Attend.
Oct. 9, 2004*	#9 Purdue	L, 13-20	108,183
Oct. 8, 2005*	#6 Ohio State	W, 17-10	109,839
Oct. 14, 2006*	#4 Michigan	L, 10-17	110,007
Sept. 8, 2007	Notre Dame	W, 31-10	110,078
Sept. 27, 2008	#22 Illinois	W, 38-24	109,626
Sept. 26, 2009	Iowa	L, 10-21	109,316
Oct. 30, 2010*	Michigan	W, 41-31	108,539
Sept. 10, 2011	#3 Alabama	L, 11-27	107,846
Oct. 27, 2012	#9 Ohio State	L, 23-35	107,818
Oct. 12, 2013	#18 Michigan	W, 43-40 (4OT)	107,884
Oct. 25, 2014	#13 Ohio State	L, 24-31 (2OT)	107,895
Nov. 21, 2015	#13 Michigan	L, 16-28	107,418
Oct. 22, 2016	#2 Ohio State	W, 24-21	107,280
Oct. 21, 2017	#19 Michigan	W, 42-13	110,823
Sept. 29, 2018	#4 Ohio State	L, 26-27	110,889
Oct. 19, 2019	#16 Michigan	W, 28-21	110,669
Sept. 18, 2021	#22 Auburn	W, 28-20	109,958
Oct. 22, 2022	Minnesota	W, 45-17	109,813
Sept. 23, 2023	#24 Iowa	W, 31-0	110,830
Nov. 9, 2024	Washington	W, 35-6	110,233
Dec. 21, 2024	#12 SMU [^]	W, 38-10	106,013

* Student section only ^ CFP First Round

OVERTIME OVER TIME

- College football introduced overtime during the bowl season in 1995 and adopted it for regular season games in 1996. Since then, Penn State has played 16 overtime games, including six over the 2012-14 seasons.
- Ten of the 16 overtime tilts have come at home, four in true road games, one in the 2006 Orange Bowl and one in the 2014 Pinstripe Bowl.
- Penn State is 9-7 all-time in overtime games, with a 5-5 record at Beaver Stadium, 2-2 mark in true road games and 2-0 in contests at a neutral site.
- Penn State's first two overtime contests came vs. Iowa in 2000 and 2002 at home. The Nittany Lions dropped their first three contests that went to the extra period, but won five straight overtime contests before falling to Nebraska on Nov. 23, 2013.
- Penn State's all-time overtime games:

Date	Opponent	Score
11/4/00	IOWA (2OT)	L, 23-26
9/28/02	IOWA	L, 35-42
10/12/02	at Michigan	L, 24-27
1/3/06	vs. Florida State (3OT) ¹	W, 26-23
10/7/06	at Minnesota	W, 28-27
11/24/12	WISCONSIN	W, 24-21

AT THE START

Opponent	Coin Toss	Choice	PSU 1st Drive	Opponent 1st Drive	Game Captains
NEVADA	Penn State	Defer	Touchdown	Fumble	Nick Dawkins, Dominic DeLuca, Zane Durant, Tyler Duzansky
FIU	-	-	-	-	-
VILLANOVA	-	-	-	-	-
OREGON*	-	-	-	-	-
at UCLA*	-	-	-	-	-
NORTHWESTERN	-	-	-	-	-
at Iowa*	-	-	-	-	-
at Ohio State*	-	-	-	-	-
INDIANA*	-	-	-	-	-
at Michigan State*	-	-	-	-	-
NEBRASKA*	-	-	-	-	-
at Rutgers*	-	-	-	-	-

* Big Ten Conference Game

RECORD BREAKDOWN

Overall Record	1-0
Day Games	1-0
Night Games (6 p.m. or later)	0-0
TV Games	1-0
CBS	1-0
Scoring First	1-0
Opponent Scoring First	0-0
Leading at the Half	1-0
Trailing at the Half	0-0
Tied at the Half	0-0
Leading after Third Qtr.	1-0
Trailing after Third Qtr.	0-0
Tied after Third Qtr.	0-0
Overtime Games	0-0
Scoring less than 20 pts	0-0
Scoring 20-29 points	0-0
Scoring 30-39 Points	0-0
Scoring 40+ Points	1-0
Allowing 10 points or less	0-0
Allowing 11-20 points	1-0
Allowing 21-30 points	0-0
Allowing 31+ points	0-0
Rushing for less than 100 yds	0-0
Rushing for 100-199 yds	1-0
Rushing for 200-299 yds	0-0
Rushing for 300+ yds	0-0
Passing for less than 200 yds	0-0
Passing for 200-299 yds	0-0
Passing for 300-399 yds	1-0
Passing for 400+ yds	0-0
Totaling less than 300 yds total offense	0-0
300-399 yds of total offense	0-0
400-499 yds of total offense	1-0
500+ yds of total offense	0-0
Allowing less than 100 yds rushing	1-0
Allowing more than 100 yds rushing	0-0
Allowing less than 300 yds total offense	1-0
Allowing 300+ yds total offense	0-0
Having a 100-yd rusher	0-0
Having two 100-yd rushers	0-0
Not having a 100-yd rusher	1-0
Opp. having a 100-yd rusher	0-0
No turnovers	1-0
1-3 turnovers	0-0
4+ turnovers	0-0
No takeaways	0-0
1 or 2 takeaways	0-0
3 or more takeaways	1-0
More than 30:00 of possession	1-0
Less than 30:00 of possession	0-0

10/12/13	MICHIGAN (4OT)	W, 43-40
11/2/13	ILLINOIS	W, 24-17
11/23/13	NEBRASKA	L, 20-23
10/25/14	OHIO STATE (2OT)	L, 24-31
12/27/14	vs. Boston College ²	W, 31-30
10/2/16	MINNESOTA	W, 29-26
9/1/18	APPALACHIAN STATE	W, 45-38
10/24/20	at Indiana	L, 35-36
10/23/21	Illinois (9OT)	L, 18-20
10/12/24	at USC	W, 33-30

1 - Orange Bowl, 2 - Pinstripe Bowl

FAMILY AFFAIR

- Penn Staters know that it is very common for generations of families to all attend Penn State. For a fortunate few, immediate family members are also able to follow in a brother, father or grandfather's footsteps on the Penn State football team.
 - Three sons of Penn State lettermen are on the 2025 team.
- | Father (Letters) | Son (Class) |
|---------------------------|--------------------------|
| LaVar Arrington (1997-99) | LaVar Arrington II (Fr.) |
| Ed Pryts (1978-82) | Jackson Pryts (R-Jr.) |
| Todd Rucci (1990-92) | Nolan Rucci (R-Sr.) |
- Five pairs of brothers are currently represented.
- | Older (Years/Class) | Younger (Class) |
|------------------------------------|------------------------|
| Sean Clifford (2018-22) | Liam Clifford (R-Sr.) |
| Khalil Dinkins (2020-pres.; R-Sr.) | Kolin Dinkins (R-Jr.) |
| Michal Menet (2017-21) | Joey Schlaffer (R-So.) |

FUTURE BIG TEN SCHEDULES

- On October 4, 2023, the Big Ten released Penn State's home and away opponents for the 2024-28 seasons.
- 2026: home:** Minnesota, Purdue, Rutgers, USC, Wisconsin; **away:** Maryland, Michigan, Northwestern, Washington.
- 2027: home:** Maryland, Michigan, Michigan State, Washington; **away:** Illinois, Indiana, Oregon, Purdue, Wisconsin.
- 2028: home:** Indiana, Iowa, Ohio State, Oregon, UCLA; **away:** Michigan State, Nebraska, Rutgers, USC

JONES, HAM TEAM UP FOR 26TH SEASON

- In 2025, Steve Jones and Jack Ham are set to team up for their 26th season as the play-by-play voice and color analyst, respectively, on the Penn State Sports Network.
- The pair began working on Penn State football radio broadcasts in 2000.
- The 2023 Peach Bowl against Ole Miss was the duo's 300th broadcast.
- Jones is a 1980 Penn State graduate and also serves as the play-by-play voice of Penn State Men's Basketball.
- Jones began his time with the Penn State Radio Network in 1983 and worked on Penn State football pregame, halftime and postgame shows before taking over as play-by-play announcer in 2000.
- Ham, an All-American in 1970, became the 10th Nittany Lion to be enshrined in the National Football Foundation College Football Hall of Fame in 1990.
- Ham was the first Penn State product in both the College Football and Pro Football Halls of Fame after a nine-time All-Pro career as a linebacker for the Pittsburgh Steelers.

DREW ALLAR



ALLAR'S PENN STATE RECORDS/STATS			
CAREER PASSING YARDS	CAREER PASSING TDS	CAREER PASSING COMPLETIONS	CAREER PASSING ATTEMPTS
6,519	54	552	869
Allar has thrown for 6,519 passing yards in his Penn State career, ranking fifth all-time at PSU. He is 693 yards behind Zack Mills (7,212; 2001-04) for fourth.	Allar is third all-time at Penn State with 54 career passing touchdowns. He is 23 touchdowns behind Trace McSorley (77; 2015-18) for second.	Allar has completed 552 passes in his Nittany Lion career. He is fifth all-time at Penn State. He is 54 completions behind Zack Mills (606; 2001-04) for fourth.	Allar has attempted 869 passes in his Penn State career, good for sixth in program history. He is 25 pass attempts behind Matt McGloin (894; 2004-07) for fifth.
CAREER COMPLETION PCT.	CAREER YARDS PER PASS ATTEMPT	CAREER TOUCHDOWN PCT.	CAREER INTERCEPTION PCT.
63.5	7.5	6.21	1.15
Allar has completed 552-of-869 pass attempts in his career for a 63.5 completion percentage. He holds the all-time lead at Penn State.	Allar ranks ninth all-time at Penn State averaging 7.5 yards per attempt (6,519 yards on 869 attempts).	Allar holds a 6.21 touchdown percentage in his career (54 touchdowns on 869 attempts), ranking 10th in Penn State history.	Allar owns a 1.15 interception percentage in his career (10 interceptions on 869 attempts), ranking first all-time at Penn State.
CAREER PASSING EFFICIENCY	CAREER 200-YARD PASSING GAMES	CAREER 300-YARD PASSING GAMES	CAREER WIN PERCENTAGE
144.7	17	3	80.0
Allar has a 144.7 passing efficiency rating in his Nittany Lion career, ranking second all-time at Penn State.	Allar is fifth all-time at Penn State with 17 career 200-yard passing games. He is one behind Matt McGloin (18; 2009-12) for fourth.	Allar has three career 300-yard passing games, one behind Kerry Collins (4; 1991-94) for fifth all-time at PSU.	Allar has a 24-6 record as Penn State's starting quarterback, good for an 80.0 win percentage, ranking 10th all-time at Penn State.
CAREER RUSHING YARDS	CAREER RUSHING TDS	CAREER TOTAL OFFENSE	CAREER TDS RESPONSIBLE FOR
580	11	7,099	65
Allar ranks ninth all-time among quarterbacks at Penn State with 580 career rushing yards. He sits four yards behind Zack Mills (584; 2001-04) for eighth.	Allar has rushed for 11 career touchdowns. Among Penn State quarterbacks, he is tied for sixth all-time, with Zack Mills (11; 2001-04).	Allar has accumulated 7,099 total yards (6,519 passing, 580 rushing) in his Nittany Lion career. He ranks fifth all-time at Penn State. He is 697 yards behind Zack Mills (7,796; 2001-04) for fourth.	Allar is responsible for 65 touchdowns at Penn State (54 passing, 11 rushing), tied for third all-time. He is tied with Daryll Clark (65; 2006-09).

OFFENSIVE NOTES

Andy Kotelnicki, Offensive Coordinator**Years of Coaching Experience:** 21**Years at Penn State:** Second**All-Americans at PSU:** 1**All-Big Ten at PSU:** 9**Draft Picks at PSU:** 1

Notables: Over the last 11 seasons as an OC in the FBS, offenses led by Kotelnicki rank first nationally in lowest sack percentage (3.9), lowest tackle for loss percentage (7.9) and big play percentage (13.3), while sitting second in rushing touchdowns per game (2.4), third down efficiency (42.49), yards per play (6.1) and points per play (0.47) and third in yards per rush (4.8), yards per pass attempt (7.8), 15+ yard pass percentage plays (18.0) and fourth in rushing yards per game (184.0)... In 2024, Penn State led the Big Ten in 15+ yard pass percentage plays (22.8; 5th nationally).

Stan Drayton, Running Backs**Years of Coaching Experience:** 32**Years at Penn State:** First

Notables: Has 25 years of experience as a running backs coach... Has coached seven 1,000-yard rushers, five NFL draft picks and two All-Americans... Prominent running backs coached include Brian Westbrook, Jerious Norwood, Carlos Hyde, Ezekiel Elliott, Bijan Robinson, Matt Forte and Jordan Howard.

Marques Hagans, Offensive Recruiting Coordinator/Wide Receivers**Years of Coaching Experience:** 13**Years at Penn State:** Third**All-Big Ten at PSU:** 1

Notables: In 2024, PSU ranked second in the Big Ten with 54 receptions of 20+ yards with 27 coming from wide receivers.

Ty Howle, Co-Offensive Coordinator/Tight Ends**Years of Coaching Experience:** 11**Years at Penn State:** Sixth**All-Americans at PSU:** 1**All-Big Ten at PSU:** 5**Draft Picks at PSU:** 3

Notables: Fifth season as Penn State's tight ends coach... Football Scoop's 2024 National Tight Ends Coach of the Year... In 2024, Tyler Warren became PSU's first ever John Mackey Award winner and was named a first-team All-American and Kwalick-Clark Big Ten Tight End of the Year.

Danny O'Brien, Quarterbacks**Years of Coaching Experience:** 6**Years at Penn State:** Fifth**All-Big Ten at PSU:** 2**Draft Picks at PSU:** 1

Notables: Second season officially coaching Penn State quarterbacks.

Phil Trautwein, Offensive Line**Years of Coaching Experience:** 13**Years at Penn State:** Sixth**All-Americans at PSU:** 1**All-Big Ten at PSU:** 23**Draft Picks at PSU:** 7

Notables: Has coached 31 all-conference selections over the last seven seasons between Penn State and Boston College... Has coached three first-round draft picks... Since 2020, seven Nittany Lion linemen have been drafted (tied for second in the nation).



Olaivavega Ioane

SINCE 2016, PENN STATE RANKS (BIG TEN)...

- First in 70-plus yard plays percentage (0.33; 10th nationally) and 80-plus yard plays percentage (0.16; 2nd).
- Third in red zone touchdown percentage (67.40; 11th), scoring offense (35.41; 12th).
- Fourth in 20-plus yard plays percentage (7.40), 40-plus yard plays percentage (1.79), 50-plus yard plays percentage (0.89).
- Fifth in total offense (423.6), touchdown percentage (32.46; 14th), 15+ Yard pass play percentage (19.31; 18th), yards per pass attempt (7.83), yards per play (6.06), 60-plus yard plays percentage (0.46) and big play percentage (14.43).
- Sixth in points per possession (2.23; 14th), scoring percentage (41.92; 15th), and 30-plus yard plays percentage (3.28).

NOTABLES

- 55+ offensive plays of 20+ yards in eight of the last 10 seasons.
- 75 in 2024, 67 in 2022, 57 in 2021, 63 in 2019, 73 in 2018, 85 in 2017, 91 in 2016, 67 in 2015.
- 40+ points on 35 occasions since 2016.
- 50+ points on 17 occasions since 2016.
- 400+ total yards on 79 occasions since 2014. PSU is 65-14 in those games.
- 200+ passing yards on 93 occasions since 2014. PSU is 71-22 in those games.
- 200+ rushing yards on 53 occasions since 2014. PSU is 46-7 in those games.
- Since 2014, Penn State is 54-1 when leading by 10+ points at halftime.
- Since the start of the 2022 season, Penn State leads the nation in turnover margin per game (+0.98).
- Penn State scored on its first nine possessions of the game and season against Nevada, totaling five touchdowns and four field goals. PSU scored on its first nine possessions to open a season for the first time since at least 1952.
- Against Nevada, Penn State RB **Kaytron Allen** (12 yards) and RB **Nicholas Singleton** (1 yard, 1 yard) both scored a rushing touchdown in a game for the eighth time. Penn State is 8-0 in those games.

QUARTERBACK NOTES

- Senior quarterback **Drew Allar** is on watch lists for the Davey O'Brien, Johnny Unitas Golden Arm, Manning, Maxwell and Walter Camp awards.
- In his Penn State career, Allar has completed 63.5 percent of his passes for 6,519 yards and 54 touchdowns, while adding 580 rushing yards and 11 scores.
- Allar ranks first all-time at Penn State in completion percentage (63.5) and interception percentage (1.15).
- He holds second at PSU in passing efficiency (144.7), third in touchdown passes (54), tied for third in touchdowns responsible for (65), fifth in passing yards (6,519), completions (552), total offense (7,099) and 200-yard passing games (17).
- He sits sixth in passing attempts (869), tied for sixth in rushing touchdowns (11), eighth in wins by a starting quarterback (24), ninth in rushing yards by a quarterback (560), tied for ninth in yards per attempt (7.5) and 10th in touchdown pass percentage (6.21) and starting quarterback win percentage (.800).
- He is one of nine FBS quarterbacks with 6,500+ passing yards and 54+ passing touchdowns in their careers. He is also one of seven returning FBS quarterbacks with 6,500+ passing yards and 580+ rushing yards.
- Among current FBS quarterbacks, Allar ranks seventh in career completion percentage (63.5) among quarterbacks with 850+ pass attempts.
- Since 1956, Allar joins Bryce Petty (Baylor, 2011-14) as the only FBS quarterbacks with 800+ career pass attempts, 50+ touchdown passes and 10 or less interceptions.
- Allar owns 17 career games with multiple touchdown passes, 10 games with three or more touchdown passes and two games with four touchdown passes.

- He has three 300-yard passing games and owns 10 career games with both a passing and rushing touchdown.
- Allar opened the season with 217 passing yards and a touchdown against Nevada.
- **Ethan Grunkemeyer** led a 15-play, 94-yard drive against Nevada, capped off by a 6-yard touchdown run. He added seven completions for 86 yards.

RUNNING BACK NOTES

- Senior **Nicholas Singleton** is on watch lists for the Doak Walker Award, Maxwell Award and Walter Camp Player of the Year Award, while earning spots on Preseason All-America teams by the AP, The Sporting News and the Walter Camp Football Foundation.
- Fellow senior **Kaytron Allen** is on the Doak Walker and Maxwell Award watch lists.
- Allen (1,108) and Singleton (1,099) were one of two FBS RB duos to go over 1,000 rushing yards last season and became the first PSU duo to rush for 1,000 yards in a season.
- Allen and Singleton are two of only seven FBS running backs with 2,500+ career rushing yards.
- Singleton scored on two rushing touchdowns against Nevada, while Allen had a 12-yard rushing score.
- Singleton leads FBS players with 34 career rushing touchdowns and 4,729 career all-purpose yards, while ranking second with 2,931 career rushing yards, and is the only returning FBS player averaging 5.8 yards per rush on 500+ career attempts.
- The senior owns eight career 100-yard rushing games, nine games with multiple rushing touchdowns and two games with three rushing scores. He has 22 career 20+ yard runs.
- Among FBS players, Allen ranks third in career rushing yards (2,920) and is tied for fifth with 25 rushing touchdowns.
- Allen has eight career 100-yard rushing games and four career games with multiple rushing touchdowns.

WIDE RECEIVER/TIGHT END NOTES

- Redshirt senior+ **Trebor Peña** (Syracuse), redshirt senior **Kyron Hudson** (USC) and senior **Devonte Ross** (Troy) join the Nittany Lion receiver room after transferring in.
- Penn State is one of 15 FBS teams with three 800+ yard receivers.
- Peña is on watch lists for the Biletnikoff Award and Paul Hornung Award after collecting second-team All-ACC honors last season and leading the ACC with 84 receptions. He owns 116 receptions for 1,286 yards and 10 touchdowns in his career.
- He tallied a team-high seven receptions for 74 yards vs. Nevada.
- Ross, also on the Biletnikoff Award watch list, collected first-team All-Sun Belt accolades in 2024. He led the Sun Belt in receiving touchdowns (11; T-7th nationally). Ross has 130 receptions for 1,622 yards and 14 touchdowns in his career.
- Hudson owns 73 receptions for 896 yards and nine touchdowns over 41 career games.
- He tied a career high with six receptions and set a career high with 89 yards, while hauling in a 31-yard touchdown, against Nevada.
- Redshirt senior **Liam Clifford** caught 18 passes for 286 yards and a score in 2024.
- Redshirt senior tight end **Khalil Dinkins** is on the Mackey Award watch list. He owns 23 career receptions for 232 yards and five touchdowns.
- Sophomore **Luke Reynolds** hauled in nine receptions for 111 yards and a touchdown in 2024.

OFFENSIVE LINE NOTES

- In 2024, Penn State's offensive line allowed just nine sacks in a combined 2,661 pass-blocking snaps, according to Pro Football Focus. Redshirt junior **Olaivavega Ioane** (497 snaps) and redshirt sophomore **Anthony Donkoh** (230 snaps) did not allow a sack last season.
- Ioane is a member of the Lombardi Award and Outland Trophy watch lists, while landing on Preseason All-America teams by the AP, The Sporting News and the Walter Camp Football Foundation.
- Senior **Drew Shelton** (23), Ioane (22), redshirt senior+ **Nick Dawkins** (17), Donkoh (11) and redshirt senior **Nolan Rucci** (7) have combined for 80 career starts.
- Dawkins won the Allstate Wuerffel Trophy in 2024.

NICHOLAS SINGLETON/KAYTRON ALLEN



SINGLETON'S PENN STATE RECORDS/STATS		ALLEN'S PENN STATE RECORDS/STATS	
CAREER RUSHING YARDS	CAREER RUSHING YARDS PER GAME	CAREER RUSHING YARDS	CAREER RUSHING YARDS PER GAME
2,931	69.8	2,920	67.9
Singleton has rushed for 2,931 career yards, ranking 10th in program history. He is 3 yards behind Lydell Mitchell (2,934; 1969-71). Singleton owns the second-most career rushing yards among current FBS players.		Allen has rushed for 2,920 career yards, ranking 11th in program history. He is 11 yards behind Nicholas Singleton for 10th. Allen ranks third among current FBS players in career rushing yards.	
CAREER RUSHING TOUCHDOWNS	CAREER 100-YARD RUSHING GAMES	CAREER RUSHING TOUCHDOWNS	CAREER 100-YARD RUSHING GAMES
34	8	25	8
Singleton owns 34 career rushing touchdowns, tied for fourth at PSU with Ki-Jana Carter (34; 1992-94). Singleton has the most rushing touchdowns among current FBS players.		Allen owns 25 career rushing touchdowns. He is tied with D.J. Dozier (25; 1983-86) and Tony Hunt (25; 2003-06) for 13th all-time at Penn State.	
CAREER ALL-PURPOSE YARDS	CAREER RECEIVING YARDS	CAREER ALL-PURPOSE YARDS	CAREER RECEIVING YARDS
4,729	805	3,385	424
Singleton has 4,729 career all-purpose yards, ranking fourth all-time at Penn State. He is 253 yards behind Curt Warner (4,982; 1979-82) for third. Singleton has the most career all-purpose yards among current FBS players.		Allen has 3,385 career all-purpose yards, including 2,920 rushing yards, 424 receiving yards and 41 kick return yards.	
CAREER RECEIVING TOUCHDOWNS	CAREER TOTAL TOUCHDOWNS	CAREER RECEIVING TOUCHDOWNS	CAREER MULTI-TD GAMES
8	43	4	4
Singleton has eight career receiving touchdowns.		Allen has four career receiving touchdowns.	
Singleton has tallied 43 total touchdowns (34 rushing; 8 receiving; 1 kick return) in his career, ranking second all-time at Penn State. He is 10 touchdowns behind Saquon Barkley (53; 2015-17).		In his time at Penn State, Allen has four career games with multiple touchdowns.	

DREW ALLAR

KAYTRON ALLEN

NICHOLAS SINGLETON



ALLAR STATS (2025)

PASSING YARDS

217

Allar threw for 217 yards against Nevada.

COMPLETION PERCENTAGE

84.6

Allar completed 22-of-26 passes against Nevada for an 84.6 completion percentage.

PASSING TOUCHDOWNS

1

Allar threw one touchdown pass in the season opener.

YARDS PER COMPLETION

9.86

Allar averaged 9.86 yards per completion against Nevada.

20+ YARD COMPLETIONS

2

Allar had a pair of 20-yard completions against Nevada.

ALLEN STATS (2024/25)

RUSHING YARDS

1,108

Allen rushed for 1,108 yards in 2024, ranking fifth in the Big Ten.

RUSHING YARDS/GAME

69.3

Allen averaged 69.3 rushing yards per game in 2024, sitting 10th in the Big Ten.

RUSHING TOUCHDOWNS

8

Allen tallied eight rushing touchdowns last season and scored on a 12-yard run against Nevada.

YARDS PER CARRY

5.04

Allen sat ninth in the Big Ten, averaging 5.04 yards per carry in 2024.

100-YARD RUSHING GAMES

4

Allen posted four games with 100+ rushing yards last season.

SINGLETON STATS (2024/25)

RUSHING YARDS

1,099

Singleton ran for 1,099 yards in 2024, ranking sixth in the Big Ten.

RUSHING YARDS/GAME

73.3

Singleton averaged 73.3 rushing yards per game in 2024, sitting ninth in the Big Ten.

RUSHING TOUCHDOWNS

12

Singleton collected 12 rushing touchdowns last season and opened the 2025 season with two touchdowns against Nevada.

YARDS PER CARRY

6.39

Singleton held second in the Big Ten, averaging 6.39 yards per carry in 2024.

100-YARD RUSHING GAMES

3

Singleton tallied three games with 100+ rushing yards last season.

KYRON HUDSON



HUDSON CAREER STATS

RECEPTIONS

78

Hudson has hauled in 78 receptions in his career, including a career-high-tying six catches against Nevada.

RECEIVING YARDS

896

Hudson has collected 896 career receiving yards, including a career-best 89 vs. Nevada.

RECEIVING TOUCHDOWNS

9

Hudson owns nine career receiving touchdowns, including a 31-yard score vs. Nevada.

YARDS PER CATCH

11.49

Hudson is averaging 11.49 yards per catch in his collegiate career.

20+ YARD CATCHES

13

Hudson has 13 career catches of 20+ yards, including a 31-yard catch in 2025.

TREBOR PEÑA



PEÑA CAREER STATS

RECEPTIONS

116

Pena owns 116 career receptions, including a team-high seven against Nevada.

RECEIVING YARDS

1,286

Pena has collected 1,286 career receiving yards, including 74 yards against Nevada.

RECEIVING TOUCHDOWNS

10

Pena has hauled in nine career touchdown receptions, including nine in 2024.

YARDS PER CATCH

11.09

Pena has gained 11.09 yards per reception in his career.

20+ YARD CATCHES

19

Pena owns 19 career catches of 20+ yards, including 15 in 2024.

DEVONTE ROSS



ROSS CAREER STATS

RECEPTIONS

130

Ross has tallied 130 career receptions, including 76 in 2024.

RECEIVING YARDS

1,622

Ross has collected 1,622 receiving yards in his career, including 1,043 in 2024.

RECEIVING TOUCHDOWNS

14

Ross owns 14 career touchdown receptions, including a Sun Belt-leading 11 touchdown catches in 2024.

CONSECUTIVE GAMES WITH A RECEPTION

20

Ross has made a catch in 20-straight games, dating back to October 28, 2023 at Texas State (while at Troy).

20+ YARD CATCHES

21

Ross has 21 career catches of 20+ yards, including 14 in 2024.

DEFENSIVE NOTES

Jim Knowles, Defensive Coordinator**Years of Coaching Experience:** 37**Years at Penn State:** First

Notables: Brings 17 years of experience as a defensive coordinator and six years of head coaching experience (all at Cornell)...Over the last four seasons (Ohio State and Oklahoma State), defenses coordinated by Knowles rank first nationally in total defense (284.8) and second in scoring defense (15.7) and third down efficiency (30.5%)...According to Coaches By The Numbers, since 2017, Knowles' defenses lead the nation in hard-stop percentage (45.9), which measures the percentage of possessions in which the defense forces a takeaway, a three-and-out or made a fourth down stop...Last season at Ohio State, Knowles' defenses ranked first nationally in scoring defense, total defense, yards per play, touchdowns allowed per play and opponent touchdowns scored in the red zone.

Terry M. Smith, Associate Head Coach/ Defensive Recruiting Coordinator/ Cornerbacks**Years of Coaching Experience (Collegiate):** 17**Years at Penn State:** 12 (5th as associate head coach)**All-Americans at PSU:** 3**All-Big Ten at PSU:** 13**Draft Picks at PSU:** 7

Notables: Was a three-year starter at wide receiver at Penn State... Seven cornerbacks have been drafted since 2015, tied for most nationally...Five consecutive years with multiple defensive backs drafted...Has helped Penn State to 12 consecutive Top 25 recruiting classes.

Justin Lustig, Special Teams Coordinator/ Outside Linebackers/Nickels**Years of Coaching Experience:** 24**Years at Penn State:** Second**All-Big Ten at PSU:** 3

Notables: Has served 20 years as a special teams coordinator... Has mentored 56 all-conference selections, a Lou Groza Award finalist and a Ray Guy Award finalists...Was a 2018 Broyles Award nominee...Mentored a trio of All-Big Ten selections in 2024.

Deion Barnes, Defensive Line**Years of Coaching Experience:** 6**Years at Penn State:** Sixth**All-Americans at PSU:** 3**All-Big Ten at PSU:** 20**Draft Picks at PSU:** 7

Notables: Was a three-year letterman at Penn State...Third season as the Nittany Lions' defensive line coach...Since 2020, Penn State leads the nation for most defensive ends drafted (7)...A Penn State defensive lineman has been drafted in the first two rounds in four of the last five years...Mentored Abdul Carter, a Unanimous Consensus All-American, Big Ten Defensive Player of the Year and Big Ten Defensive Lineman of the Year, in 2024.

Dan Connor, Linebackers**Years of Coaching Experience:** 4**Years at Penn State:** Fourth**All-Big Ten at PSU:** 5**Draft Picks at PSU:** 2

Notables: First season officially as team's linebackers coach...Was a four-year letterman and two-time All-American at Penn State...Was the 2007 recipient of the Chuck Bednarik Award...All-time tackles leader at PSU.

Anthony Poindexter, Co-Defensive Coordinator/Safeties**Years of Coaching Experience:** 22**Years at Penn State:** Fifth**All-Americans at PSU:** 1**All-Big Ten at PSU:** 7**Draft Picks at PSU:** 4

Notables: Has spent 11 seasons as a defensive coordinator or co-defensive coordinator...Since 2021, three Nittany Lion safeties have been drafted in the first three rounds...Inducted into the College Football Hall of Fame in 2020.

SINCE 2022, PENN STATE HAS...

- Held 29 opponents under 100 rushing yards, most in the FBS.
- Held opponents under a 50 completion percentage in 11 games, tied for the nation's 18th-most in that span.
- Allowed under 10 completions in seven games, tied for the 12th-most in the nation.
- Forced 79 takeaways (47 interceptions, 32 fumbles), second in the nation (most among Power 4 teams).
- Recovered 32 fumbles, tied for seventh-most in the nation (most in the Big Ten).
- Recorded three or more takeaways in 15 games, most among FBS teams.
- A 21-2 record when forcing multiple takeaways in a game.
- An +0.98 turnover margin per game (1.84 gained per game; 0.86 lost per game), ranking first in the nation.

SINCE 2015, PENN STATE...

- Ranks fourth nationally in fewest passing touchdowns allowed per game (1.05), tackles for loss percentage (11.19) and fewest rushing yards per attempt (3.39), fifth in yards per play (4.73) and sixth in passing yards per attempt (6.28).
- Has recorded 403 sacks, ranking fourth in the nation.
- Has tallied a 8.85 sack percentage, which ranks second in the FBS.
- Has notched 12 shutouts, second-most among FBS teams. PSU also has the second-most shutouts in the FBS (17) since 2007.
- Leads the FBS with eight shutouts against conference opponents.

SINCE 2014, PENN STATE HAS...

- Limited opponents to seven or less points on 34 occasions, fourth-most among FBS teams. Twenty-five of those games have been against Big Ten opponents, most among FBS teams against conference foes.
- Held opponents without a touchdown in 21 games, sixth-most among FBS teams.
- Held an opponent under 300 total yards in 69 games, seventh-most among FBS teams.
- Allowed less than 200 passing yards in 82 games, tied fifth-most among FBS teams, and have held opponents under 100 passing yards in 23 games, seventh-most among FBS teams.
- Held opponents under 100 rushing yards in 68 games, fifth-most among FBS teams, and have held opponents under 50 rushing yards in 24 games, eighth-most among FBS teams.
- Registered 10 or more tackles for loss 35 times, second-most among FBS teams, and collected six or more sacks in 20 games, most among FBS teams.
- Forced multiple takeaways in a game on 65 occasions.

DEFENSIVE NOTABLES

- Penn State has held Big Ten opponents to less than 100 rushing yards in 19 of the last 23 contests.
- Penn State joins Tennessee and Fresno State as the only FBS teams with shutouts in each of the last four seasons.
- The Nittany Lions forced three takeaways against Nevada, including two forced fumbles by DE **Dani Dennis-Sutton** (recovered by CB **A.J. Harris** and S **Zakee Wheatley**) and an interception by DT **Zane Durant**.
- The Nittany Lions recorded a takeaway on Nevada's opening possession on a force by Dennis-Sutton and a recovery by Harris. Penn State had a takeaway on its first defensive possession of the season for the first time since 1994 vs. Minnesota (Terry Killens recovered).
- Penn State also forced a turnover on downs in the fourth quarter against Nevada, which also earned a red zone stop.

DEFENSIVE LINE NOTES

- Senior DT **Zane Durant** is on watch lists for the Bednarik Award, Lombardi Award, Nagurski Trophy and Outland Trophy.
- Durant is also on Preseason All-America teams for the AP, The Sporting News and Walter Camp Football Foundation.
- Durant owns 18 tackles for loss and six sacks in his career, while tallying three games with multiple tackles for loss.
- He owns the second-most career tackles for loss among FBS defensive tackles.
- Durant opened the 2025 season by recording his first career interception, against Nevada, and adding a half-tackle for loss.
- Senior DE **Dani Dennis-Sutton** is a member of the Bednarik Award watch list.
- Dennis-Sutton has collected 25 tackles for loss, 16 sacks and six forced fumbles in his Nittany Lion career.
- He has the fourth-most career tackles for loss among FBS defensive ends.
- Against Nevada, Dennis-Sutton tallied 2.5 tackles for loss, one sack and two forced fumbles. He is the first Nittany Lion with two forced fumbles in a game since Micah Parsons in the 2019 Cotton Bowl against Memphis.
- He is tied for seventh at Penn State with six forced fumbles.
- Redshirt freshman DE **Jaylen Harvey** made his first career start against Nevada.

LINEBACKER NOTES

- Redshirt senior **Dominic DeLuca** and junior **Tony Rojas** return to lead the PSU linebacker room.
- A team captain in 2024, DeLuca has played in 45 games at Penn State and tallied 100 tackles, 11.5 tackles for loss, 3.5 sacks and five interceptions.
- DeLuca secured a solo sack against Nevada.
- Rojas, an All-Big Ten honorable mention selection in 2024, has played in 30 games and collected 83 tackles, 11.5 tackles for loss and four interceptions.
- Against Nevada, he notched two tackles for loss for his first career game with multiple tackles for loss.
- Rojas is one of four FBS linebackers returning who posted 5+ tackles for loss and 3+ interceptions in 2024.
- Junior **Amare Campbell** joins the Nittany Lions after transferring from North Carolina. Campbell has recorded 96 tackles, 12.5 tackles for loss and 7.5 sacks in his career.
- He led PSU with six tackles (three solo) against Nevada.

DEFENSIVE BACKS NOTES

- Penn State boasts an experienced and talented defensive backs room.
- Junior CB **A.J. Harris** is on watch lists for the Bednarik Award, Lott IMPACT Trophy and Nagurski Trophy.
- Harris recovered a fumble on Nevada's opening drive for his first career recovery.
- Redshirt junior CB **Audavion Collins** made his first career start against Nevada and recorded four tackles.
- Junior CB **Elliot Washington II** tallied an interception and six pass breakups in 2024, while holding opponents to a 48% completion percentage when targeted.
- Junior CB **Zion Tracy** recorded 35 tackles, two tackles for loss and two interceptions (one touchdown) in 2024 while playing in 16 games and starting four contests.
- Redshirt senior S **Zakee Wheatley** has played in 47 games as a Nittany Lion, posting 152 tackles and helping to force 10 takeaways (five interceptions, two forced fumbles and three fumble recoveries).
- He recovered a fumble in the third quarter against Nevada.
- Sophomore S **Dejuan Lane** played in all 16 games in his first season in Happy Valley. Against Nevada, he notched his first career tackle for loss and first career sack on a solo sack in the third quarter.
- Redshirt freshman S **Antoine Belgrave-Shorter** made his first career start against Nevada.
- Junior S **King Mack** returns to Penn State after spending the 2024 season at Alabama.

DANI DENNIS-SUTTON



DENNIS-SUTTON CAREER STATS

TACKLES

90

Dennis-Sutton has collected 90 tackles in his Penn State career, including five against Nevada.

TACKLES FOR LOSS

25

Dennis-Sutton has posted 25 tackles for loss as a Nittany Lion, including 2.5 tackles for loss against Nevada.

SACKS

16

Dennis-Sutton has tallied 16 sacks, including a sack in the season opener.

FORCED FUMBLES

6

Dennis-Sutton has recorded six forced fumbles, including two against Nevada, and has two fumble recoveries.

INTERCEPTIONS

2

Dennis-Sutton owns two career interceptions.

ZANE DURANT



DURANT CAREER STATS

TACKLES

65

Durant owns 65 tackles as a Nittany Lion, including 42 tackles in 2024.

TACKLES FOR LOSS

18

Durant has posted 18 tackles for loss at PSU. He ranked fourth among FBS defensive tackles with 11 tackles for loss in 2024.

SACKS

6

Durant has recorded six sacks in his career and posted three sacks in 2024.

FUMBLES RECOVERED

1

Durant has one fumble recovery at Penn State and added his first career interception against Nevada.

GAMES WITH 2+ TFL

3

Durant has three career games with multiple tackles for loss.

DOMINIC DELUCA



DELUCA CAREER STATS

TACKLES

100

DeLuca has tallied 100 career tackles, including 40 stops in 2024.

TACKLES FOR LOSS

11.5

DeLuca has recorded 11.5 tackles for loss as a Nittany Lion, including four last season.

SACKS

3.5

DeLuca owns 3.5 career sacks, including one against Nevada.

INTERCEPTIONS

5

DeLuca has notched five career interceptions, including two interceptions returned for touchdowns.

PASS BREAKUPS

5

DeLuca has five career pass breakups.

TONY ROJAS

A.J. HARRIS

ZAKEE WHEATLEY



ROJAS CAREER STATS

TACKLES

83

Rojas has 83 tackles in his time in Happy Valley.

TACKLES FOR LOSS

11.5

Rojas has made 11.5 career tackles for loss, including two tackles for loss against Nevada.

FORCED FUMBLES

1

Rojas has one career forced fumble.

INTERCEPTIONS

4

Rojas has collected four interceptions as a Nittany Lion and returned one interception for a touchdown.

PASS BREAKUPS

4

Rojas has recorded four pass breakups at Penn State.

HARRIS CAREER STATS

TACKLES

57

Harris has 57 career tackles, including 48 in his first year as a Nittany Lion.

TACKLES FOR LOSS

4

Harris has posted four career tackles for loss.

INTERCEPTIONS

1

Harris has recorded one career interception.

PASS BREAKUPS

5

Harris has notched five career pass breakups, all in 2024.

FORCED INCOMPLETIONS

7

Harris has tallied seven career forced incompletions, including six in 2024, according to Pro Football Focus.

WHEATLEY CAREER STATS

TACKLES

152

Wheatley has tallied 152 career tackles, including 96 solo stops, and made 96 tackles in 2024.

TACKLES FOR LOSS

3

Wheatley has recorded three career tackles for loss, including 2.5 tackles for loss in 2024.

FUMBLE RECOVERIES

3

Wheatley has secured three career fumble recoveries, while adding two forced fumbles.

INTERCEPTIONS

5

Wheatley has five career interceptions, including three picks in 2024.

PASS BREAKUPS

5

Wheatley has registered five career pass breakups.

SPECIAL TEAMS NOTES

Justin Lustig, Special Teams Coordinator/Outside Linebackers/Nickels
Years of Coaching Experience: 24
Years at Penn State: Second
All-Big Ten at PSU: 3
Notables: Has served 20 years as a special teams coordinator... Has mentored 56 all-conference selections, a Lou Groza Award finalist and a Ray Guy Award finalists...Was a 2018 Broyles Award nominee...Mentored a trio of All-Big Ten selections in 2024.

SINCE 2019, PENN STATE RANKS...

- Sixth in the nation in kickoff touchback percentage (69.3; 1st in Big Ten) and seventh in percentage of kickoffs returned (20.2; 1st) and percentage of kickoffs returned inside the 25 (70.4; 3rd).
- Eighth in the country in percentage of punts inside the 20 (40.7; 4th).
- Ninth in net punting (41.2; 3rd), 10th in percentage of punts inside the 10 (15.6; 6th) and 12th in average opponent field position (25.3; 5th).

SPECIAL TEAMS NOTABLES

- Since 2017, Penn State has scored nine special teams touchdowns (four kick return, five punt return), ranking second in the Big Ten, and is one of two FBS schools that has not allowed a special teams touchdown since the start of the 2019 season (78-straight games).
- Penn State did not punt in its season opener against Nevada, its first time without a punt since the Washington game in 2024.
- Redshirt sophomore K **Ryan Barker** was tabbed All-Big Ten honorable mention in 2024.
- He started the 2025 season by converting a career-high-tying four field goals against Nevada with makes from 28, 28, 32 and 39.
- Barker is 19-of-22 on field goal attempts in his career, including a perfect 13-of-13 on attempts of 39 yards or less.
- He has hit five field goals of 40+ yards.
- Barker ranks seventh all-time at Penn State in extra-point percentage (98.1).
- Senior P **Riley Thompson** has appeared in 41 career collegiate games, including 29 at Penn State.
- He is averaging 44.7 yards per punt in his career (7,243 yards on 162 punts) with 36 punts of 50+ yards, 60 punts inside the 20 and 20 punts inside the 10. He has a long punt of 63 yards.
- Thompson ranks third all-time at Penn State with a 44.2 punt average in two years as a Nittany Lion.
- Redshirt senior SN **Tyler Duzansky**, voted All-Big Ten third team by the media in 2024, has appeared in 38 career games.
- Redshirt senior P **Gabriel Nwosu** landed 60 touchbacks on kickoffs last season.
- LB **Dominic DeLuca** was voted as a captain for the third-straight year and was awarded No. 0 as the team's special teams leader.
- KR **Nicholas Singleton**, selected All-Big Ten honorable mention in 2023 and 2024, has one career kick return touchdown and had a 66-yard kick return vs. Maryland.
- He is averaging 24.2 yards per kick return in his career.
- KR **King Mack** had a 73-yard kick return against Nevada.
- Junior **Zion Tracy** led PSU with 15 punt returns in 2024, averaging 5.8 yards per return.



Tyler Duzansky

RYAN BARKER



BARKER STATS

FIELD GOALS MADE

19

Barker has converted 19 field goals as a Nittany Lion, including four field goals against Nevada.

FIELD GOAL PERCENTAGE

86.4

Barker has knocked through 19-of-22 field goals at Penn State.

40+ YARD FIELD GOALS

5

Barker has converted five career field goals of 40+ yards.

EXTRA POINTS

51

Barker has made 51-of-52 extra point attempts, good for seventh all-time at Penn State in extra-point percentage (98.1).

RILEY THOMPSON



THOMPSON STATS

PUNT AVERAGE

44.7

Thompson has a 44.7 career punt average, totaling 7,243 yards on 162 punts.

INSIDE THE 20

60

Thompson has dropped 60 career punts inside the 20.

INSIDE THE 10

20

Thompson has landed 20 career punts inside the 10.

50+ YARD PUNTS

36

Thompson has blasted 36 punts of 50+ yards in his career.

NUMERICAL ROSTER (0-39)

NO.	NAME	POS.	EL.	HT.	WT.	HIGH SCHOOL/COACH	HOMETOWN
0	DeLuca, Dominic ***	LB	R-Sr.	6-1	224	Wyoming Area/Randy Spencer	West Pittston, Pa.
1	Hudson, Kyron	WR	R-Sr.	6-1	213	Mater Dei/Bruce Rollinson/USC	Duarte, Calif.
2	Clifford, Liam ***	WR	R-Sr.	6-1	205	St. Xavier/Steve Specht	Maineville, Ohio
2	Collins, Audavion *	CB	R-Jr.	5-11	180	Newton/Camiel Grant/Mississippi State	Covington, Ga.
3	Belgrave-Shorter, Antoine	S	R-Fr.	6-0	198	Mandarin/Toby Bullock	Jacksonville, Fla.
3	Howard, Koby	WR	Fr.	5-11	196	Chaminade-Madonna Prep/Dameon Jones	Pensacola, Fla.
4	Denmark, Tyseer	WR	R-Fr.	5-10	190	Imhotep Charter/Devon Johnson	Philadelphia, Pa.
4	Harris, A.J. *	CB	Jr.	6-1	186	Central/Patrick Nix/Georgia	Phenix City, Ala.
5	Dixon, Daryus	CB	Fr.	6-0	195	Mater Dei/Raul Lara	Perris, Calif.
5	Ross, Devonte	WR	Sr.	5-10	170	Cartersville/Conor Foster/Troy	Cartersville, Ga.
6	Outten, Matt	WR	Fr.	6-1	217	I.C. Norcom/Anthony Hawkins	Portsmouth, Va.
6	Wheatley, Zakee ***	S	R-Sr.	6-2	202	Archbishop Spalding/Kyle Schmitt	Crofton, Md.
7	Saunders, Kaden *	WR	R-Jr.	5-10	180	Westerville South/Matthew Christ	Columbus, Ohio
7	Tracy, Zion **	CB	Jr.	5-11	180	St. Thomas More (Conn.)/Ernest Anderson	Hempstead, N.Y.
8	Nelson, DaKaari *	LB	R-So.	6-3	233	Selma/Willie Gandy	Livingston, Ala.
8	Peña, Trebor	WR	R-Sr.+	5-10	187	Ocean Township/Don Klein/Syracuse	Ocean Township, N.J.
9	Washington II, Elliot **	CB	Jr.	5-11	201	Venice/John Peacock	Venice, Fla.
10	Lane, Dejuan *	S	So.	6-2	206	Gilman School/Scott Van Zile	Jessup, Md.
10	Singleton, Nicholas ***	RB	Sr.	6-0	224	Governor Mifflin/Jeff Lang	Shillington, Pa.
11	Arrington II, LaVar	LB	Fr.	6-3	220	Charter Oak (Calif.)/Dom Farrar	Annapolis, Md.
11	Samuel, Lyrick	WR	Fr.	6-4	185	Erasmus Hall/Daniel Landberg	Brooklyn, N.Y.
12	Ivey, Anthony *	WR	R-Jr.	5-11	191	Manheim Township/Mark Evans	Lancaster, Pa.
12	Thomas, Xavvier	CB	Fr.	5-11	185	Pittsburgh Central Catholic/Ryan Lehmeier	Canonsburg, Pa.
13	Allen, Kaytron ***	RB	Sr.	5-11	219	IMG Academy (Fla.)/Pepper Johnson	Norfolk, Va.
13	Rojas, Tony **	LB	Jr.	6-2	230	Fairfax/Trey Taylor	Fairfax, Va.
14	Smolik, Jaxon	QB	R-So.	6-1	205	Dowling Catholic/Tom Wilson	Van Meter, Iowa
14	Thomas, Braz	S	Fr.	6-2	202	Pleasantville/Chris Sacco	Glassboro, N.J.
14	Thompson, Riley **	P	Sr.	6-1	224	Haileybury/-/Deakin/Florida Atlantic	Melbourne, Australia
15	Allar, Drew ***	QB	Sr.	6-5	235	Medina/Larry Laird	Medina, Ohio
15	Johnson, Joshua	CB	Fr.	6-2	193	Ironton/Trevon Pendleton	Ironton, Ohio
16	Dinkins, Khalil **	TE	R-Sr.	6-4	250	North Allegheny/Art Walker	Wexford, Pa.
16	Kritz, Bekkem	QB	Fr.	6-5	198	Chaminade-Madonna Prep (Fla.)/Dameon Jones	Chandler, Ariz
16	Mack, King	S	Jr.	5-10	189	St. Thomas Aquinas/Roger Harriott/Alabama/Penn State	Miami, Fla.
17	Grunkemeyer, Ethan	QB	R-Fr.	6-2	207	Olentangy/Wade Bartholomew	Lewis Center, Ohio
17	Woseley Jr., Kenny	CB	R-Fr.	5-10	180	Imhotep Charter/Devon Johnson	Philadelphia, Pa.
18	Granville, Max	DE	R-Fr.	6-3	242	Fort Bend Christian Academy/Jordan Black	Sugar Land, Texas
18	Schlaffer, Joey	TE	R-So.	6-5	250	Exeter Township/Matt Bauer	Reading, Pa.
19	Brown, Josiah	WR	R-Fr.	5-11	180	Malverne/Kito Lockwood	Malverne, N.Y.
19	Coleman, Chaz	DE	Fr.	6-4	246	Warren G. Harding/Matt Richardson	Warren, Ohio
19	Lambert, Jack	QB	R-So.	6-3	206	Topsail/Jack Teachey	Hampstead, N.C.
20	Williams, Mylachi	DE	R-Fr.	6-3	246	Monsignor Bonner & Archbishop Prendergast Catholic/Jack Muldoon	Philadelphia, Pa.
21	Coleman, Jabree	RB	Fr.	6-0	208	Imhotep Charter/Devon Johnson	Darby Township, Pa.
21	Toure, Vaboue	S	R-Fr.	6-1	209	Irvington/Smoke Pierre	Pleasantville, N.J.
23	Hayes, Tikey	RB	Fr.	5-11	201	Aliquippa/Vashawn Patrick	Aliquippa, Pa.
23	Joseph, Jahmir	CB	Fr.	6-0	193	St. Joseph Regional (N.J.)/Auggie Hoffman	Nyack, N.Y.
24	Campbell, Amare	LB	Jr.	6-0	230	Unity Reed/Carroll Walker/North Carolina	Manassas, Va.
24	Smith, Corey	RB	R-Fr.	5-10	189	Catholic Memorial/Bill Young	Milwaukee, Wis.
25	Martin Jr., Quinton	RB	R-Fr.	6-1	203	Belle Vernon/Matt Humbert	Belle Vernon, Pa.
25	Tatsch, Alex	LB	Fr.	6-3	231	Greater Latrobe/Ron Prady	Latrobe, Pa.
26	Smith, Cam	LB	Fr.	6-0	216	St. Joseph's Prep (Pa.)/Tim Roken	Salem, N.J.
26	Wallace, Cam	RB	R-So.	5-9	201	Montgomery County/Don Vandygriff	Mount Vernon, Ga.
27	Payne Jr., Lamont	S	R-So.	6-0	192	Chartiers Valley/Aaron Fitzpatrick	Carnegie, Pa.
28	Durant, Zane ***	DT	Sr.	6-1	287	Lake Nona/Anthony Paradiso	Lake Nona, Fla.
28	Kiesewetter, Karson	S	R-So.	5-10	200	Bishop Guilfoyle/Justin Wheeler	Altoona, Pa.
29	Jennings, Daniel	DE	Fr.	6-1	257	Princeton/Keith Taylor	Princeton, W. Va.
30	Davis, Amiel	RB	R-Sr.	6-0	218	Eastern Regional/John Doherty/Marist College	Voorhees, N.J.
30	Jackson, Kari	LB	R-Fr.	6-1	240	West Bloomfield/Zach Hilbers	West Bloomfield, Mich.
31	Cunningham, Logan	WR	R-Jr.	5-8	189	Belle Vernon/Matt Humbert/Marietta College	Belle Vernon, Pa.
31	Dinkins, Kolin **	S	R-Jr.	6-2	201	North Allegheny/Art Walker	Wexford, Pa.
32	Wylie, Keon *	LB	R-Jr.	6-2	225	Imhotep Charter/Devon Johnson	Philadelphia, Pa.
33	Dennis-Sutton, Dani ***	DE	Sr.	6-5	265	McDonogh School (Md.)/Hakeem Sule	Millsboro, Del.
34	Holzworth, Tyler *	RB	R-Sr.	6-0	222	Delaware Valley Regional/Keith Olsommer/Delaware Valley	Milford, N.J.
34	Wafle, Owen	DT	R-Fr.	6-2	292	The Hun School/Todd Smith	Middletown, N.J.
35	Armstead, Tyler	CB	R-Fr.	6-1	170	Canon-McMillan/Mike Evans	Canonsburg, Pa.
35	Sokach-Minnick, Blaise	LS	R-Jr.	6-3	224	Wyoming Area/Randy Spencer	West Pittston, Pa.
36	Fisher, Zuriah **	DE	R-Sr.+	6-3	259	Aliquippa/ Mike Warfield	Aliquippa, Pa.
38	Pryts, Jackson	LB	R-Jr.	6-3	223	Hickory/William Dungee	Hermitage, Pa.

24 2025 PENN STATE FOOTBALL

NUMERICAL ROSTER (39-99)

NO.	NAME	POS.	EL.	HT.	WT.	HIGH SCHOOL/COACH	HOMETOWN
39	Blanding, Ty	DT	R-So.	6-1	295	Christ the King/Jason Brown	Bronx, N.Y.
39	Green, Jashaun	S	R-Jr.	6-1	180	State College Area/Matt Lintal	State College, Pa.
40	Specca, Anthony	LB	R-Fr.	6-1	223	Pittsburgh Central Catholic/Ryan Lehmeier	Bridgeville, Pa.
42	Robinson, Mason	DE	R-So.	6-3	254	McDonogh School/Hakeem Sule	Randallstown, Md.
43	Burnett, Dayshaun	DE	Fr.	6-3	225	Imani Christian Academy/Laori Johnson	Pittsburgh, Pa.
44	Harvey, Jaylen	DE	R-Fr.	6-2	246	Quince Orchard/John Kelley	Gaithersburg, Md.
44	Henderson, Matt	TE	Fr.	6-5	236	Powhatan, Va./Mike Henderson	Powhatan, Va.
45	White, Enai	DE	R-Jr.	6-5	280	Imhotep Charter/Devon Johnson/Texas A&M	Philadelphia, Pa.
46	Harris, Cortez	DE	Fr.	6-3	228	Riverdale Baptist/Olandis Gary	Largo, Md.
47	Probst, Aidan	DE	R-Fr.	6-2	250	McDowell/ Brad Orlando	Erie, Pa.
48	Duzansky, Tyler **	LS	R-Sr.	6-4	225	St. Francis Prep/Bob McMillen	Wheaton, Ill.
50	Cousins, Cooper *	OL	So.	6-6	314	McDowell/Brad Orlando	Erie, Pa.
50	Ford Jr., Alonzo *	DT	R-Sr.+	6-2	304	Varina/Marcus Lewis/Old Dominion	Richmond, Va.
51	Troutman III, Michael	OL	Fr.	6-2	303	DePaul Catholic/Nick Campanile	Trenton, N.J.
52	Adirika, Randy	DT	Fr.	6-3	304	Miami Central/Jube Joseph	Miami, Fla.
52	Rulli, Dominic **	OL	R-Jr.	6-3	292	The Taft School (Conn.)/Tyler Whitley	Burlington, Ky.
53	Dawkins, Nick ***	OL	R-Sr.+	6-4	299	Parkland/Tim Moncman	Allentown, Pa.
54	Gilliam, Xavier	DT	R-Fr.	6-2	300	Quince Orchard/John Kelley	Montgomery Village, Md.
54	Harvie, Ian	OL	R-Jr.	6-2	284	Spring-Ford/Chad Brubaker	Royersford, Pa.
54	Shanahan Jr., TJ	OL	R-So.	6-4	316	Westlake/Tony Salazar/Texas A&M	Orlando, Fla.
55	Onoh, Chimdy	OL	R-So.	6-5	321	Dundalk/Thomas Abel	Baltimore, Md.
58	Artis, Kaleb *	DT	R-Jr.	6-4	312	St. Francis Prep/Rich Carroll	Westbury, N.Y.
59	O'Hara, Brady	OL	Fr.	6-6	293	North Catholic/Chris Rizzo	Mars, Pa.
61	Horan, Liam	OL	R-Fr.	6-3	290	Malvern Prep/Dave Gueriera	West Chester, Pa.
63	Birchmeier, Alex *	OL	R-So.	6-5	312	Broad Run/Myron Curtis	Ashburn, Va.
64	Boyer, Eagan	OL	R-Fr.	6-8	302	Hough/DeShawn Baker	Cornelius, N.C.
65	Fitzgerald, Jim	OL	R-Jr.	6-7	317	Archbishop Spalding/Kyle Schmitt	Severna Park, Md.
66	Shelton, Drew ***	OL	Sr.	6-5	306	Downingtown West/Mike Milano	Downingtown, Pa.
67	Boehme, Henry	OL	R-So.	6-5	286	Mountain Brook/Chris Yeager	Birmingham, Ala.
68	Donkoh, Anthony **	OL	R-So.	6-5	323	Lightridge/Bobby Eavenson	Aldie, Va.
70	Sexton, Garrett	OL	R-Fr.	6-6	296	Arrowhead Union/Matt Harris	Hartland, Wis.
71	Ioane, Olaivavega **	OL	R-Jr.	6-4	328	Graham-Kapowsin/Eric Kurl	Graham, Wash.
72	Rucci, Nolan *	OL	R-Sr.	6-8	304	Warwick/Bob Locker/Wisconsin	Lititz, Pa.
73	Brewer, Caleb	OL	R-Fr.	6-4	302	Wyomissing/Bob Wolfram	Reading, Pa.
74	Williams, J'ven *	OL	R-So.	6-5	319	Wyomissing/Bob Wolfram	Reading, Pa.
75	Detisch, Matt	OL	R-Jr.	6-6	292	Mars Area/Scott Heinauer	Mars, Pa.
76	Carlan, Mason	OL	R-Sr.+	6-2	290	North Little Rock/Jamie Mitchell/Air Force	North Little Rock, Ark.
77	Aliciene, Owen	OL	Fr.	6-7	298	Avon Old Farms/Jon Wholley	Cheshire, Conn.
78	Goodman, Malachi	OL	Fr.	6-6	315	Paramus Catholic/Greg Russo	Bloomfield, N.J.
79	Harbour, Donnie	OL	R-Fr.	6-3	327	Catholic Memorial/Bill Young	Milwaukee, Wis.
80	Exinor Jr., Jeff	WR	Fr.	6-1	220	McDonogh School/Hakeem Sule	Baltimore, Md.
81	Nastasi, Donte	CB	R-So.	5-10	165	State College/Matt Lintal/Wagner	State College, Pa.
82	Black, Ethan	WR	R-So.	5-9	180	Conemaugh Township/Tony Penna	Davidsville, Pa.
83	Kortovich, Brian	TE	Fr.	6-4	245	Villa Angela-St. Joseph/Jeff Rotsky	Willoughby, Ohio
84	Gonzalez, Peter	WR	R-Fr.	6-2	207	Pittsburgh Central Catholic/Ryan Lehmeier	Mars, Pa.
85	Reynolds, Luke *	TE	So.	6-4	250	Cheshire Academy (Conn.)/Bill Mella	Westford, Mass.
86	Enterline, Aaron	WR	R-Fr.	6-2	182	Manheim Central/Dave Hahn	Manheim, Pa.
87	Rappleyea, Andrew	TE	R-So.	6-4	251	Milton Academy (Mass.)/Kevin MacDonald	Millbrook, N.Y.
88	Olesh, Andrew	TE	Fr.	6-5	231	Southern Lehigh/Phil Sams	Center Valley, Pa.
88	Siafa, Sam	DT	R-Jr.	6-4	297	Downingtown West/Mike Milano	Downingtown, Pa.
89	Furmanek, Finn	TE	R-So.	6-3	252	State College Area/Matt Lintal	State College, Pa.
90	Andrews, Liam	DT	R-Fr.	6-4	282	Dexter School/Casey Day	Brookline, Mass.
92	Dufault, Andrew	LS	R-Fr.	6-1	240	Xaverian Brothers/Al Fornaro	Westwood, Mass.
93	Mears, Bobby	DE	R-So.	6-4	250	Malvern Prep/Dave Gueriera	West Chester, Pa.
94	Barker, Ryan *	K	R-So.	6-2	200	Kennett/Lance Fraizer	Landenberg, Pa.
94	Cook, De'Andre	DT	R-Fr.	6-4	288	Friendship Collegiate Academy/Michael Hunter	Washington, D.C.
95	Mayer, Jordan *	DE	R-So.	6-4	244	Thomas Jefferson/Kevin Culjat/Wisconsin	Jefferson Hills, Pa.
98	Parker, Matthew	K	Fr.	6-0	220	Central York/Gerry Yonchiuk	York, Pa.
99	Kemajou, Yvan	DE	Fr.	6-3	251	Paint Branch/Michael Nesmith	Burtonsville, Md.
99	Nwosu, Gabriel **	P	R-Sr.	6-6	297	The Bullis School/Patrick Cilento	Derwood, Md.

* - Letters won

As of August 23, 2025

Note: As a result of eligibility not counting for the 2020 season, extra years of eligibility are marked on the back end of student-athletes' career (a "+" symbol will be added on the end of "Sr." to indicate the extra year of eligibility being used).

ALPHABETICAL ROSTER (A-JOH)

NO.	NAME	POS.	EL.	HT.	WT.	HIGH SCHOOL/COACH	HOMETOWN
52	Adirika, Randy	DT	Fr.	6-3	304	Miami Central/Jube Joseph	Miami, Fla.
77	Alicene, Owen	OL	Fr.	6-7	298	Avon Old Farms/Jon Wholley	Cheshire, Conn.
15	Allar, Drew ***	QB	Sr.	6-5	235	Medina/Larry Laird	Medina, Ohio
13	Allen, Kaytron ***	RB	Sr.	5-11	219	IMG Academy (Fla.)/Pepper Johnson	Norfolk, Va.
90	Andrews, Liam	DT	R-Fr.	6-4	282	Dexter School/Casey Day	Brookline, Mass.
35	Armstead, Tyler	CB	R-Fr.	6-1	170	Canon-McMillan/Mike Evans	Canonsburg, Pa.
11	Arrington II, LaVar	LB	Fr.	6-3	220	Charter Oak (Calif.)/Dom Farrar	Annapolis, Md.
58	Artis, Kaleb *	DT	R-Jr.	6-4	312	St. Francis Prep/Rich Carroll	Westbury, N.Y.
94	Barker, Ryan *	K	R-So.	6-2	200	Kennett/Lance Fraizer	Landenberg, Pa.
3	Belgrave-Shorter, Antoine	S	R-Fr.	6-0	198	Mandarin/Toby Bullock	Jacksonville, Fla.
63	Birchmeier, Alex *	OL	R-So.	6-5	312	Broad Run/Myron Curtis	Ashburn, Va.
82	Black, Ethan	WR	R-So.	5-9	180	Conemaugh Township/Tony Penna	Davidsville, Pa.
39	Blanding, Ty	DT	R-So.	6-1	295	Christ the King/Jason Brown	Bronx, N.Y.
67	Boehme, Henry	OL	R-So.	6-5	286	Mountain Brook/Chris Yeager	Birmingham, Ala.
64	Boyer, Eagan	OL	R-Fr.	6-8	302	Hough/DeShawn Baker	Cornelius, N.C.
73	Brewer, Caleb	OL	R-Fr.	6-4	302	Wyomissing/Bob Wolfram	Reading, Pa.
19	Brown, Josiah	WR	R-Fr.	5-11	180	Malverne/Kito Lockwood	Malverne, N.Y.
43	Burnett, Dayshaun	DE	Fr.	6-3	225	Imani Christian Academy/Laori Johnson	Pittsburgh, Pa.
24	Campbell, Amare	LB	Jr.	6-0	230	Unity Reed/Carroll Walker/North Carolina	Manassas, Va.
76	Carlan, Mason	OL	R-Sr.+	6-2	290	North Little Rock/Jamie Mitchell/Air Force	North Little Rock, Ark.
2	Clifford, Liam ***	WR	R-Sr.	6-1	205	St. Xavier/Steve Specht	Maineville, Ohio
19	Coleman, Chaz	DE	Fr.	6-4	246	Warren G. Harding/Matt Richardson	Warren, Ohio
21	Coleman, Jabree	RB	Fr.	6-0	208	Imhotep Charter/Devon Johnson	Darby Township, Pa.
2	Collins, Audavion *	CB	R-Jr.	5-11	180	Newton/Camiel Grant/Mississippi State	Covington, Ga.
94	Cook, De'Andre	DT	R-Fr.	6-4	288	Friendship Collegiate Academy/Michael Hunter	Washington, D.C.
50	Cousins, Cooper *	OL	So.	6-6	314	McDowell/Brad Orlando	Erie, Pa.
31	Cunningham, Logan	WR	R-Jr.	5-8	189	Belle Vernon/Matt Humbert/Marietta College	Belle Vernon, Pa.
30	Davis, Amiel	RB	R-Sr.	6-0	218	Eastern Regional/John Doherty/Marist College	Voorhees, N.J.
53	Dawkins, Nick ***	OL	R-Sr.+	6-4	299	Parkland/Tim Moncman	Allentown, Pa.
0	DeLuca, Dominic ***	LB	R-Sr.	6-1	224	Wyoming Area/Randy Spencer	West Pittsburg, Pa.
4	Denmark, Tyseer	WR	R-Fr.	5-10	190	Imhotep Charter/Devon Johnson	Philadelphia, Pa.
33	Dennis-Sutton, Dani ***	DE	Sr.	6-5	265	McDonogh School (Md.)/Hakeem Sule	Millsboro, Del.
75	Detisch, Matt	OL	R-Jr.	6-6	292	Mars Area/Scott Heinauer	Mars, Pa.
16	Dinkins, Khalil **	TE	R-Sr.	6-4	250	North Allegheny/Art Walker	Wexford, Pa.
31	Dinkins, Kolin **	S	R-Jr.	6-2	201	North Allegheny/Art Walker	Wexford, Pa.
5	Dixon, Daryus	CB	Fr.	6-0	195	Mater Dei/Raul Lara	Perris, Calif.
68	Donkoh, Anthony **	OL	R-So.	6-5	323	Lightridge/Bobby Eavenson	Aldie, Va.
92	Dufault, Andrew	LS	R-Fr.	6-1	240	Xaverian Brothers/Al Fornaro	Westwood, Mass.
28	Durant, Zane ***	DT	Sr.	6-1	287	Lake Nona/Anthony Paradiso	Lake Nona, Fla.
48	Duzansky, Tyler **	LS	R-Sr.	6-4	225	St. Francis Prep/Bob McMillen	Wheaton, Ill.
86	Enterline, Aaron	WR	R-Fr.	6-2	182	Manheim Central/Dave Hahn	Manheim, Pa.
80	Exinor Jr., Jeff	WR	Fr.	6-1	220	McDonogh School/Hakeem Sule	Baltimore, Md.
36	Fisher, Zuriah **	DE	R-Sr.+	6-3	259	Aliquippa/ Mike Warfield	Aliquippa, Pa.
65	Fitzgerald, Jim	OL	R-Jr.	6-7	317	Archbishop Spalding/Kyle Schmitt	Severna Park, Md.
50	Ford Jr., Alonzo *	DT	R-Sr.+	6-2	304	Varina/Marcus Lewis/Old Dominion	Richmond, Va.
89	Furmanek, Finn	TE	R-So.	6-3	252	State College Area/Matt Lintal	State College, Pa.
54	Gilliam, Xavier	DT	R-Fr.	6-2	300	Quince Orchard/John Kelley	Montgomery Village, Md.
84	Gonzalez, Peter	WR	R-Fr.	6-2	207	Pittsburgh Central Catholic/Ryan Lehmeier	Mars, Pa.
78	Goodman, Malachi	OL	Fr.	6-6	315	Paramus Catholic/Greg Russo	Bloomfield, N.J.
18	Granville, Max	DE	R-Fr.	6-3	242	Fort Bend Christian Academy/Jordan Black	Sugar Land, Texas
39	Green, Jashaun	S	R-Jr.	6-1	180	State College Area/Matt Lintal	State College, Pa.
17	Grunkemeyer, Ethan	QB	R-Fr.	6-2	207	Olentangy/Wade Bartholomew	Lewis Center, Ohio
79	Harbour, Donnie	OL	R-Fr.	6-3	327	Catholic Memorial/Bill Young	Milwaukee, Wis.
4	Harris, A.J. *	CB	Jr.	6-1	186	Central/Patrick Nix/Georgia	Phenix City, Ala.
46	Harris, Cortez	DE	Fr.	6-3	228	Riverdale Baptist/Olandis Gary	Largo, Md.
44	Harvey, Jaylen	DE	R-Fr.	6-2	246	Quince Orchard/John Kelley	Gaithersburg, Md.
54	Harvie, Ian	OL	R-Jr.	6-2	284	Spring-Ford/Chad Brubaker	Royersford, Pa.
23	Hayes, Tikey	RB	Fr.	5-11	201	Aliquippa/Vashawn Patrick	Aliquippa, Pa.
44	Henderson, Matt	TE	Fr.	6-5	236	Powhatan, Va./Mike Henderson	Powhatan, Va.
34	Holzworth, Tyler *	RB	R-Sr.	6-0	222	Delaware Valley Regional/Keith Olsommer/Delaware Valley	Milford, N.J.
61	Horan, Liam	OL	R-Fr.	6-3	290	Malvern Prep/Dave Gueriera	West Chester, Pa.
3	Howard, Koby	WR	Fr.	5-11	196	Chaminade-Madonna Prep/Dameon Jones	Pensacola, Fla.
1	Hudson, Kyron	WR	R-Sr.	6-1	213	Mater Dei/Bruce Rollinson/USC	Duarte, Calif.
71	Ioane, Olaivavega **	OL	R-Jr.	6-4	328	Graham-Kapowsin/Eric Kurl	Graham, Wash.
12	Ivey, Anthony *	WR	R-Jr.	5-11	191	Manheim Township/Mark Evans	Lancaster, Pa.
30	Jackson, Kari	LB	R-Fr.	6-1	240	West Bloomfield/Zach Hilbers	West Bloomfield, Mich.
29	Jennings, Daniel	DE	Fr.	6-1	257	Princeton/Keith Taylor	Princeton, W. Va.
15	Johnson, Joshua	CB	Fr.	6-2	193	Ironton/Trevon Pendleton	Ironton, Ohio

26 2025 PENN STATE FOOTBALL

ALPHABETICAL ROSTER (JOS-W)

NO.	NAME	POS.	EL.	HT.	WT.	HIGH SCHOOL/COACH	HOMETOWN
23	Joseph, Jahmir	CB	Fr.	6-0	193	St. Joseph Regional (N.J.)/Auggie Hoffman	Nyack, N.Y.
99	Kemajou, Yvan	DE	Fr.	6-3	251	Paint Branch/Michael Nesmith	Burtonsville, Md.
28	Kiesewetter, Karson	S	R-So.	5-10	200	Bishop Guilfoyle/Justin Wheeler	Altoona, Pa.
83	Kortovich, Brian	TE	Fr.	6-4	245	Villa Angela-St. Joseph/Jeff Rotsky	Willoughby, Ohio
16	Kritza, Bekkem	QB	Fr.	6-5	198	Chaminade-Madonna Prep (Fla.)/Dameon Jones	Chandler, Ariz
19	Lambert, Jack	QB	R-So.	6-3	206	Topsail/Jack Teachey	Hampstead, N.C.
10	Lane, Dejuan *	S	So.	6-2	206	Gilman School/Scott Van Zile	Jessup, Md.
16	Mack, King	S	Jr.	5-10	189	St. Thomas Aquinas/Roger Harriott/Alabama/Penn State	Miami, Fla.
25	Martin Jr., Quinton	RB	R-Fr.	6-1	203	Belle Vernon/Matt Humbert	Belle Vernon, Pa.
95	Mayer, Jordan *	DE	R-So.	6-4	244	Thomas Jefferson/Kevin Culjat/Wisconsin	Jefferson Hills, Pa.
93	Mears, Bobby	DE	R-So.	6-4	250	Malvern Prep/Dave Gueriera	West Chester, Pa.
81	Nastasi, Donte	CB	R-So.	5-10	165	State College/Matt Lintal/Wagner	State College, Pa.
8	Nelson, DaKaari *	LB	R-So.	6-3	233	Selma/Willie Gandy	Livingston, Ala.
99	Nwosu, Gabriel **	P	R-Sr.	6-6	297	The Bullis School/Patrick Cilento	Derwood, Md.
59	O'Hara, Brady	OL	Fr.	6-6	293	North Catholic/Chris Rizzo	Mars, Pa.
88	Olesh, Andrew	TE	Fr.	6-5	231	Southern Lehigh/Phil Sams	Center Valley, Pa.
55	Onoh, Chimdy	OL	R-So.	6-5	321	Dundalk/Thomas Abel	Baltimore, Md.
6	Outten, Matt	WR	Fr.	6-1	217	I.C. Norcom/Anthony Hawkins	Portsmouth, Va.
98	Parker, Matthew	K	Fr.	6-0	220	Central York/Gerry Yonchiuk	York, Pa.
27	Payne Jr., Lamont	S	R-So.	6-0	192	Chartiers Valley/Aaron Fitzpatrick	Carnegie, Pa.
8	Peña, Trebor	WR	R-Sr.+	5-10	187	Ocean Township/Don Klein/Syracuse	Ocean Township, N.J.
47	Probst, Aidan	DE	R-Fr.	6-2	250	McDowell/ Brad Orlando	Erie, Pa.
38	Pryts, Jackson	LB	R-Jr.	6-3	223	Hickory/William Dungee	Hermitage, Pa.
87	Rappleyea, Andrew	TE	R-So.	6-4	251	Milton Academy (Mass.)/Kevin MacDonald	Millbrook, N.Y.
85	Reynolds, Luke *	TE	So.	6-4	250	Cheshire Academy (Conn.)/Bill Mella	Westford, Mass.
42	Robinson, Mason	DE	R-So.	6-3	254	McDonogh School/Hakeem Sule	Randallstown, Md.
13	Rojas, Tony **	LB	Jr.	6-2	230	Fairfax/Trey Taylor	Fairfax, Va.
5	Ross, Devonte	WR	Sr.	5-10	170	Cartersville/Conor Foster/Troy	Cartersville, Ga.
72	Rucci, Nolan *	OL	R-Sr.	6-8	304	Warwick/Bob Locker/Wisconsin	Lititz, Pa.
52	Rulli, Dominic **	OL	R-Jr.	6-3	292	The Taft School (Conn.)/Tyler Whitley	Burlington, Ky.
11	Samuel, Lyrick	WR	Fr.	6-4	185	Erasmus Hall/Daniel Landberg	Brooklyn, N.Y.
7	Saunders, Kaden *	WR	R-Jr.	5-10	180	Westerville South/Matthew Christ	Columbus, Ohio
18	Schlaffer, Joey	TE	R-So.	6-5	250	Exeter Township/Matt Bauer	Reading, Pa.
70	Sexton, Garrett	OL	R-Fr.	6-6	296	Arrowhead Union/Matt Harris	Hartland, Wis.
54	Shanahan Jr., TJ	OL	R-So.	6-4	316	Westlake/Tony Salazar/Texas A&M	Orlando, Fla.
66	Shelton, Drew ***	OL	Sr.	6-5	306	Downingtown West/Mike Milano	Downingtown, Pa.
88	Siafa, Sam	DT	R-Jr.	6-4	297	Downingtown West/Mike Milano	Downingtown, Pa.
10	Singleton, Nicholas ***	RB	Sr.	6-0	224	Governor Mifflin/Jeff Lang	Shillington, Pa.
26	Smith, Cam	LB	Fr.	6-0	216	St. Joseph's Prep (Pa.)/Tim Roken	Salem, N.J.
24	Smith, Corey	RB	R-Fr.	5-10	189	Catholic Memorial/Bill Young	Milwaukee, Wis.
14	Smolik, Jaxon	QB	R-So.	6-1	205	Dowling Catholic/Tom Wilson	Van Meter, Iowa
35	Sokach-Minnick, Blaise	LS	R-Jr.	6-3	224	Wyoming Area/Randy Spencer	West Pittston, Pa.
40	Specia, Anthony	LB	R-Fr.	6-1	223	Pittsburgh Central Catholic/Ryan Lehmeier	Bridgeville, Pa.
25	Tatsch, Alex	LB	Fr.	6-3	231	Greater Latrobe/Ron Prady	Latrobe, Pa.
14	Thomas, Braz	S	Fr.	6-2	202	Pleasantville/Chris Sacco	Glassboro, N.J.
12	Thomas, Xxavier	CB	Fr.	5-11	185	Pittsburgh Central Catholic/Ryan Lehmeier	Canonsburg, Pa.
14	Thompson, Riley **	P	Sr.	6-1	224	Haileybury/-/Deakin/Florida Atlantic	Melbourne, Australia
21	Toure, Vaboue	S	R-Fr.	6-1	209	Irvington/Smoke Pierre	Pleasantville, N.J.
7	Tracy, Zion **	CB	Jr.	5-11	180	St. Thomas More (Conn.)/Ernest Anderson	Hempstead, N.Y.
51	Troutman III, Michael	OL	Fr.	6-2	303	DePaul Catholic/Nick Campanile	Trenton, N.J.
34	Wafle, Owen	DT	R-Fr.	6-2	292	The Hun School/Todd Smith	Middletown, N.J.
26	Wallace, Cam	RB	R-So.	5-9	201	Montgomery County/Don Vandygriff	Mount Vernon, Ga.
9	Washington II, Elliot **	CB	Jr.	5-11	201	Venice/John Peacock	Venice, Fla.
6	Wheatley, Zakee ***	S	R-Sr.	6-2	202	Archbishop Spalding/Kyle Schmitt	Crofton, Md.
45	White, Enai	DE	R-Jr.	6-5	280	Imhotep Charter/Devon Johnson/Texas A&M	Philadelphia, Pa.
74	Williams, J'ven *	OL	R-So.	6-5	319	Wyomissing/Bob Wolfrum	Reading, Pa.
20	Williams, Mylachi	DE	R-Fr.	6-3	246	Monsignor Bonner & Archbishop Prendergast Catholic/Jack Muldoon	Philadelphia, Pa.
17	Woseley Jr., Kenny	CB	R-Fr.	5-10	180	Imhotep Charter/Devon Johnson	Philadelphia, Pa.
32	Wylie, Keon *	LB	R-Jr.	6-2	225	Imhotep Charter/Devon Johnson	Philadelphia, Pa.

* - Letters won

As of August 23, 2025

Note: As a result of eligibility not counting for the 2020 season, extra years of eligibility are marked on the back end of student-athletes' career (a "+" symbol will be added on the end of "Sr." to indicate the extra year of eligibility being used).

RECORD WATCH

RUSHING

CAREER RUSHING YARDAGE			
1.	3,932	Evan Royster	2007-10
2.	3,843	Saquon Barkley	2015-17
3.	3,398	Curt Warner	1979-82
4.	3,320	Tony Hunt	2003-06
5.	3,301	Blair Thomas	1985-87, 89
6.	3,256	Curtis Enis	1995-97
7.	3,227	D.J. Dozier	1983-86
8.	2,953	Larry Johnson	1999-02
9.	2,934	Lydell Mitchell	1969-71
10.	2,931	Nicholas Singleton	2022-pres.
11.	2,920	Kaytron Allen	2022-pres.
12.	2,829	Ki-Jana Carter	1992-94
13.	2,818	Matt Suhey	1976-79
14.	2,639	John Cappelletti	1972-73
15.	2,518	Eric McCoo	1998-01
16.	2,380	Lenny Moore	1953-55
17.	2,236	Charlie Pittman	1967-69
18.	2,108	Zach Zwinak	2011-14
19.	2,072	Booker Moore	1977-80
20.	2,042	Jon Williams	1980-83
21.	2,002	Franco Harris	1969-71

SEASON RUSHING YARDAGE			
1.	2,087	Larry Johnson	2002
2.	1,567	Lydell Mitchell	1971
3.	1,539	Ki-Jana Carter	1994
4.	1,522	John Cappelletti	1973
5.	1,496	Saquon Barkley	2016
6.	1,414	Blair Thomas	1987
7.	1,386	Tony Hunt	2006
8.	1,363	Curtis Enis	1997
9.	1,341	Blair Thomas	1989
10.	1,329	Rodney Kinlaw	2007
11.	1,274	Miles Sanders	2018
12.	1,271	Saquon Barkley	2017
13.	1,241	Silas Redd	2011
14.	1,236	Evan Royster	2008
15.	1,210	Curtis Enis	1996
16.	1,169	Evan Royster	2009
17.	1,117	John Cappelletti	1972
18.	1,108	Kaytron Allen	2024
19.	1,099	Nicholas Singleton	2024
20.	1,082	Lenny Moore	1954
21.	1,076	Saquon Barkley	2015
22.	1,061	Nicholas Singleton	2022
23.	1,047	Tony Hunt	2005
24.	1,044	Curt Warner	1981
25.	1,041	Curt Warner	1982
26.	1,026	Ki-Jana Carter	1993
27.	1,014	Evan Royster	2010
28.	1,002	D.J. Dozier	1983
29.	1,000	Zach Zwinak	2012

GAME RUSHING YARDAGE			
1.	327	Larry Johnson at Indiana	2002
2.	279	Larry Johnson vs. Illinois	2002
3.	279	Larry Johnson vs. Michigan State	2002
4.	257	Larry Johnson vs. Northwestern	2002
5.	256	Curt Warner at Syracuse	1981
6.	250	Shorty Miller vs. Carnegie Tech	1913
7.	243	Bob Pollard at Rutgers	1951
8.	241	Curtis Enis vs. USC	1996
9.	239	Bob Campbell vs. Syracuse	1968
10.	238	Curt Warner at Nebraska	1981
11.	227	Ki-Jana Carter vs. Michigan State	1994
12.	225	Matt Suhey vs. Army	1979
13.	220	John Cappelletti vs. NC State	1973
14.	214	Blair Thomas vs. Notre Dame	1987
15.	211	Lydell Mitchell at Iowa	1971
16.	211	Curtis Enis vs. Ohio State	1997
17.	211	Eric McCoo vs. Ohio State	1999
18.	211	Saquon Barkley at Iowa	2017
19.	210	Ki-Jana Carter at Minnesota	1994
20.	209	Lydell Mitchell vs. Maryland	1971
21.	208	Shelly Hammonds at Boston College	1990
22.	207	Saquon Barkley at Purdue	2016
23.	206	Eric McCoo vs. Michigan State	1998
24.	204	John Cappelletti vs. Ohio	1973
25.	202	John Cappelletti at Maryland	1973
26.	202	Saquon Barkley vs. Maryland	2016
27.	202	Journey Brown vs. Memphis	2019
28.	201	Bill Belton vs. Illinois	2013
29.	200	Miles Sanders at Illinois	2018

LONGEST RUNS

1.	92*	Blair Thomas vs. Syracuse	1986
2.	92	Bill Belton at Indiana	2014
3.	92	Saquon Barkley vs. Washington	2017
4.	90	Bill Suter at Navy	1894
5.	87	Bob Campbell vs. Syracuse	1968
6.	87	Nicholas Singleton vs. Utah	2022
7.	86	Bob Riddle at West Virginia	1964
8.	85	Journey Brown vs. Pitt	2019
9.	84	Chafie Fields vs. Texas	1996
10.	84	Larry Johnson vs. Illinois	2002

*non-scoring play

CAREER RUSHING TOUCHDOWNS

1.	43	Saquon Barkley	2015-17
2.	38	Lydell Mitchell	1969-71
3.	36	Curtis Enis	1995-97
4.	34	Ki-Jana Carter	1992-94
5.	34	Nicholas Singleton	2022-pres.
6.	30	Charlie Pittman	1967-69
7.	30	Trace McSorley	2015-18
8.	29	John Cappelletti	1972-73
9.	29	Richie Anderson	1989-92
10.	29	Evan Royster	2007-10
11.	26	Matt Suhey	1976-79
12.	26	Larry Johnson	1999-02
13.	25	D.J. Dozier	1983-86
14.	25	Tony Hunt	2003-06
15.	25	Kaytron Allen	2022-pres.
16.	24	Franco Harris	1969-71
17.	24	Curt Warner	1979-82
18.	23	Lenny Moore	1953-55
19.	22	Darryll Clark	2005-09
20.	21	Blair Thomas	1985-87, 89
21.	21	Zach Zwinak	2011-14

SEASON RUSHING TOUCHDOWNS

1.	26	Lydell Mitchell	1971
2.	23	Ki-Jana Carter	1994
3.	20	Larry Johnson	2002
4.	19	Curtis Enis	1997
5.	18	Richie Anderson	1992
6.	18	Saquon Barkley	2016
7.	18	Saquon Barkley	2017
8.	17	John Cappelletti	1973
9.	14	Charlie Pittman	1968
10.	13	Bill McCleary	1907
11.	13	Harry Robb	1917
12.	13	Curtis Enis	1996
13.	12	John Cappelletti	1972
14.	12	Evan Royster	2008
15.	12	Zach Zwinak	2013
16.	12	Trace McSorley	2018
17.	12	Journey Brown	2019
18.	12	Nicholas Singleton	2022
19.	12	Nicholas Singleton	2024

CAREER 100-YARD RUSHING GAMES

1.	18	Curt Warner	1979-82
2.	17	Blair Thomas	1985-87, 89
3.	17	Ki-Jana Carter	1992-94
4.	17	Curtis Enis	1995-97
5.	15	Lydell Mitchell	1969-71
6.	15	Tony Hunt	2003-06
7.	15	Evan Royster	2007-10
8.	15	Saquon Barkley	2015-17
9.	13	John Cappelletti	1972-73
10.	12	Lenny Moore	1953-55
11.	8	Kaytron Allen	2022-pres.
12.	8	Nicholas Singleton	2022-pres.

SEASON 100-YARD RUSHING GAMES

1.	10	K-Jana Carter	1994
2.	9	Lydell Mitchell	1971
3.	9	Blair Thomas	1989
4.	8	John Cappelletti	1973
5.	8	Curtis Enis	1997
6.	8	Larry Johnson	2002
7.	8	Tony Hunt	2006
8.	7	Lenny Moore	1954
9.	7	Curt Warner	1981
10.	7	Blair Thomas	1987
11.	7	Ki-Jana Carter	1993

GAME RUSHING YARDS
BY A QUARTERBACK

1.	250	Eugene "Shorty" Miller	Carnegie Tech, 1913
2.	175	Trace McSorley	Ohio State, 2018
3.	156	Chuck Peters	Syracuse, 1938
4.	138	Zack Mills	Ohio State, 2001
5.	125	Michael Robinson	Wisconsin, 2005
6.	122	Steve Rollins	Syracuse, 1938
7.	119	Sean Clifford	Indiana, 2020
8.	113	Tony Sacca	Pittsburgh, 1990
9.	113	Tommy Stevens	Maryland, 2017
10.	112	Michael Robinson	Minnesota, 2005

CAREER RUSHING YARDS
BY A QUARTERBACK

1.	1,697	Trace McSorley	2015-18
2.	1,637	Michael Robinson	2002-05
3.	1,073	Sean Clifford	2018-22
4.	670	Rashard Casey	1997-00
5.	667	John Hufnagel	1970-72
6.	625	Richie Lucas	1957-59
7.	619	Darryll Clark	2006-09
8.	584	Zack Mills	2001-04
9.	580	Drew Allar	2022-pres.
10.	571	Beau Pribula	2023-24
11.	506	Tommy Stevens	2016-18
12.	473	Will Lewis	2019-20

SEASON RUSHING YARDS
BY A QUARTERBACK

1.	806	Michael Robinson	2005
2.	798	Trace McSorley	2018
3.	491	Trace McSorley	2017
4.	402	Sean Clifford	2019
5.	396	Michael Robinson	2003
6.	365	Trace McSorley	2016
7.	346	John Hufnagel	1971
8.	335	Sean Clifford	2020
9.	329	Beau Pribula	2023
10.	325	Richie Lucas	1959

CAREER RUSHING TOUCHDOWNS
BY A QUARTERBACK

1.	30	Trace McSorley	2015-18
2.	22	Darryll Clark	2007-09
3.	20	Michael Robinson	2002-05
4.	15	Sean Clifford	2018-22
5.	13	John Hufnagel	1970-72
6.	11	Zack Mills	2001-04
7.	11	Drew Allar	2022-pres.
8.	10	Todd Blackledge	1980-82
9.	10	Beau Pribula	2023-24

SEASON RUSHING TOUCHDOWNS
BY A QUARTERBACK

1.	12	Trace McSorley	2018
2.	11	Michael Robinson	2005
3.	11	Trace McSorley	2017
4.	10	Darryll Clark	2008
5.	7	Darryll Clark	2009
6.	7	Trace McSorley	2016
7.	6	Six Tied, Last:	
8.	6	Drew Allar	2024

CAREER RUSHING AVERAGE
(Min. 200 attempts)

1.	7.16	Ki-Jana Carter	1992-94
2.	6.42	Larry Johnson	1999-02
3.	6.23	Lenny Moore	1953-55
4.	6.12	Bob Campbell	1966-68
5.	5.97	Miles Sanders	2016-18
6.	5.86	Lydell Mitchell	1969-71
7.	5.78	Nicholas Singleton	2022-pres.
8.	5.76	Curtis Enis	1995-97
9.	5.73	Evan Royster	2007-10
10.	5.73	Saquon Barkley	2015-17
11.	5.15	Kaytron Allen	2022-pres.

PASSING

CAREER PASSING YARDAGE

1.	10,661	Sean Clifford	2018-22
2.	9,899	Trace McSorley	2015-18
3.	8,457	Christian Hackenberg	2013-15
4.	7,212	Zack Mills	2001-04
5.	6,519	Drew Allar	2022-pres.
6.	6,390	Matt McGloin	2009-12
7.	5,869	Tony Sacca	1988-91
8.	5,742	Darryll Clark	2006-09
9.	5,382	Chuck Fusina	1975-78
10.	5,304	Kerry Collins	1991-94
11.	5,275	Anthony Morelli	2004-07
12.	4,812	Todd Blackledge	1980-82
13.	4,419	Wally Richardson	1992, 94-96
14.	3,710	Kevin Thompson	1996-99
15.	3,545	John Hufnagel	1970-72

SEASON PASSING YARDAGE

1.	3,614	Trace McSorley	2016
2.	3,570	Trace McSorley	2017
3.	3,327	Drew Allar	2024
4.	3,271	Matt McGloin	2012
5.	3,107	Sean Clifford	2021
6.	3,003	Darryll Clark	2009
7.	2,977	Christian Hackenberg	2014
8.	2,955	Christian Hackenberg	2013
9.	2,679	Kerry Collins	1994
10.	2,654	Sean Clifford	2019

GAME PASSING YARDAGE

1.	454	Christian Hackenberg vs. UCF	2014
2.	401	Sean Clifford vs. Villanova	2021
3.	399	Zack Mills vs. Iowa	2002
4.	398	Sean Clifford at Maryland	2019
5.	395	Matt McGloin vs. Indiana	2012
6.	391	Drew Allar at USC	2024
7.	384	Trace McSorley vs. Wisconsin	2016
8.	381	Trace McSorley at Michigan St.	2017
9.	379	Michael Robinson vs. Wisconsin	2003
10.	376	Trace McSorley vs. Michigan St.	2016
11.	371	C. Hackenberg vs. Boston Coll.	2014
12.	371	Sean Clifford vs. Ohio State	2022
13.	366	Mike McQueary vs. Pittsburgh	1997
14.	363	Sean Clifford at Maryland	2021
15.	361	Sean Clifford at Ohio State	2021
16.	358	Todd Blackledge at Miami (Fla.)	1981
17.	353	Darryll Clark vs. Akron	2009
18.	352	Kerry Collins at Michigan State	1993
19.	342	Trace McSorley vs. Washington	2017
20.	341	Darryll Clark vs. Michigan State	2008

LONGEST PASS PLAYS

1.	95	Sean Clifford to Daniel George	vs. Kent St., 2018
2.	93	Trace McSorley to KJ Hamler	vs. Ohio State, 2018
3.	92	Bill Hess to Bob Higgins	at Pittsburgh, 1919
4.	88	Sean Clifford to KeAndre Lambert-Smith	vs. Utah, 2022
5.	86	Steve Joachim to Jim Scott	at Navy, 1971
6.	86	Sean Clifford to Jahan Dotson	at Maryland, 2021
7.	85	Trace McSorley to Saquon Barkley	vs. Georgia State, 2017
8.	83	Sean Clifford to KeAndre Lambert-Smith	vs. Villanova, 2021
9.	82	Matt Knizner to Eric Hamilton	vs. Pittsburgh, 1986
10.	82	Kerry Collins to Freddie Scott	vs. Rutgers, 1994
11.	80	Tom Sherman to Paul Johnson	at Maryland, 1967
12.	80	Doug Strang to Dean DiMidio	vs. Alabama, 1983
13.	80	Pat Devlin to Stephon Green	vs. Michigan, 2008
14.	80	Rob Bolden to Derek Meye	vs. Illinois, 2010
15.	80	Trace McSorley to Irvin Charles	vs. Minnesota, 2016
16.	79	Lance Longener to John Greene	vs. Maryland, 1988
17.	79	Kevin Thompson to Chafie Fields	at Miami (Fla.), 1999
18.	79	Daryll Clark to Chaz Powell	vs. Iowa, 2009
19.	79	Christian Hackenberg to Geno Lewis	vs. Purdue, 2009
20.	78	Kevin Thompson to Chafie Fields	at UCF, 1999
21.	76	Chuck Burkhardt to Tom Cherry	at UCLA, 1968
22.	76	John Huffman to Jimmy Scott	at Boston Coll., 1972
23.	76	Tom Shuman to Chuck Hurd	vs. West Virginia, 1973
24.	75	John Andrew to Dick Barvinchak	at Iowa, 1975
25.	75	Tom Brill to David Daniels	vs. Temple, 1989
26.	75	Sean Clifford to Jahan Dotson	vs. Illinois, 2020
27.	75	Drew Allard to Tyler Warren	vs. Ole Miss, 2023

**non-scoring play*

RECORD WATCH

GAME TD PASSES			
1.	5	Tony Sacca vs. Georgia Tech	1991
5		Rashard Casey vs. La. Tech	2000
3.	4	29 times, Last:	
		Drew Allar at Maryland	2023

CAREER TOUCHDOWN PASSES			
1.	86	Sean Clifford	2018-22
2.	77	Trace McSorley	2015-18
3.	54	Drew Allar	2022-pres.
4.	48	Christian Hackenberg	2013-15
5.	46	Matt McGloin	2009-12
6.	43	Daryll Clark	2006-09
7.	41	Todd Blackledge	1980-82
	41	Tony Sacca	1988-91
	41	Zack Mills	2001-04
10.	39	Kerry Collins	1991-94

SEASON TOUCHDOWN PASSES			
1.	29	Trace McSorley	2016
2.	28	Trace McSorley	2017
3.	25	Drew Allar	2023
4.	24	Daryll Clark	2009
	24	Matt McGloin	2012
	24	Sean Clifford	2022
	24	Drew Allar	2024
8.	23	Sean Clifford	2019
9.	22	Todd Blackledge	1982
10.	21	Tony Sacca	1991
	21	Kerry Collins	1994
	21	Sean Clifford	2021
13.	20	Christian Hackenberg	2013

CAREER COMPLETIONS			
1.	833	Sean Clifford	2018-22
2.	720	Trace McSorley	2015-18
3.	693	Christian Hackenberg	2013-15
4.	606	Zack Mills	2001-04
5.	552	Drew Allar	2022-pres.
6.	513	Matt McGloin	2009-12
7.	460	Anthony Morelli	2004-07
8.	444	Daryll Clark	2006-09
9.	401	Tony Sacca	1988-91
10.	378	Wally Richardson	1992, 94-96

SEASON COMPLETIONS			
1.	284	Trace McSorley	2017
2.	270	Matt McGloin	2012
	270	Christian Hackenberg	2014
4.	262	Drew Allar	2024
5.	261	Sean Clifford	2021
6.	234	Anthony Morelli	2007
7.	233	Drew Allar	2023
8.	232	Daryll Clark	2009
9.	231	Christian Hackenberg	2013
10.	226	Sean Clifford	2022
11.	224	Trace McSorley	2016
12.	208	Anthony Morelli	2006
13.	193	Wally Richardson	1995
14.	192	Daryll Clark	2008
	192	Christian Hackenberg	2015
	192	Trace McSorley	2018

GAME COMPLETIONS			
1.	35	Matt McGloin vs. Northwestern	2012
	35	Sean Clifford at Ohio State	2022
3.	34	Christian Hackenberg vs. BC	2014
4.	33	Wally Richardson vs. Wisconsin	1995
5.	32	Christian Hackenberg vs. UCF	2014
	32	Trace McSorley vs. Washington	2017
	32	Sean Clifford vs. Ohio State	2022
8.	31	Christian Hackenberg vs. Ohio State	2014
	31	Trace McSorley at Iowa	2017
10.	30	Christian Hackenberg at Indiana	2013
	30	Drew Allar at USC	2024

GAME PASSING ATTEMPTS			
1.	57	Sean Clifford vs. Maryland	2020
2.	55	Christian Hackenberg at Indiana	2013
3.	54	Kerry Collins at BYU	1992
4.	52	Sean Clifford at Ohio State	2021
5.	51	Rashard Casey vs. Iowa	2000
	51	Matt McGloin vs. Northwestern	2012
7.	50	Christian Hackenberg vs. BC	2014
8.	49	Zack Mills vs. Purdue	2004
	49	Christian Hackenberg vs. Ohio State	2014
10.	48	Wally Richardson vs. Wisconsin	1995
	48	Matt McGloin vs. Ohio	2012
	48	Trace McSorley at Iowa	2017

CAREER PASSING ATTEMPTS			
1.	1,356	Sean Clifford	2018-22
2.	1,235	Christian Hackenberg	2013-15
3.	1,215	Trace McSorley	2015-18
4.	1,082	Zack Mills	2001-04
5.	894	Matt McGloin	2009-12
6.	869	Drew Allar	2022-pres.
7.	824	Tony Sacca	1988-91
8.	821	Anthony Morelli	2004-07
9.	738	Daryll Clark	2006-09
10.	692	Wally Richardson	1992, 94-96
11.	664	Chuck Fusina	1975-78
12.	658	Todd Blackledge	1980-82
13.	657	Kerry Collins	1991-94
14.	547	John Shaffer	1983-86
15.	505	Michael Robinson	2002-05

SEASON PASSING ATTEMPTS			
1.	484	Christian Hackenberg	2014
2.	446	Matt McGloin	2012
3.	429	Sean Clifford	2021
4.	427	Trace McSorley	2017
5.	402	Anthony Morelli	2007
6.	394	Drew Allar	2024
7.	392	Christian Hackenberg	2013
8.	389	Drew Allar	2023
9.	387	Trace McSorley	2016
10.	386	Anthony Morelli	2006
11.	381	Daryll Clark	2009
12.	361	Trace McSorley	2018
13.	359	Christian Hackenberg	2015
14.	351	Sean Clifford	2022
15.	335	Wally Richardson	1995

CAREER COMPLETION PCT.			
<i>(Min. 200 attempts)</i>			
1.	.635 (552-869)	Drew Allar 2022-pres.	
2.	.614 (833-1356)	Sean Clifford	2018-22
3.	.602 (444-738)	Daryll Clark	2006-09
4.	.593 (720-1215)	Trace McSorley	2015-18
5.	.574 (513-894)	Matt McGloin	2009-12
6.	.563 (370-657)	Kerry Collins	1991-94
7.	.561 (693-1235)	C. Hackenberg	2013-14
8.	.560 (606-1082)	Zack Mills	2001-04
9.	.560 (460-821)	Anthony Morelli	2004-07
10.	.559 (371-664)	Chuck Fusina	1975-78

SEASON COMPLETION PCT.			
<i>(Min. 100 attempts)</i>			
1.	.667 (176-264)	Kerry Collins	1994
2.	.665 (224-387)	Trace McSorley	2017
	.665 (262-394)	Drew Allar	2024
4.	.644 (226-351)	Sean Clifford	2022
5.	.632 (86-136)	John Hufnagel	1971
6.	.609 (192-321)	Daryll Clark	2009
7.	.608 (261-429)	Sean Clifford	2021
8.	.606 (152-251)	Sean Clifford	2020
9.	.605 (270-446)	Matt McGloin	2012
10.	.599 (233-389)	Drew Allar	2023
11.	.598 (192-321)	Daryll Clark	2008
12.	.593 (192-361)	Trace McSorley	2018
13.	.592 (189-319)	Sean Clifford	2019
14.	.589 (231-392)	C. Hackenberg	2013
15.	.582 (234-402)	Anthony Morelli	2007
16.	.580 (112-193)	Rob Bolden	2010
17.	.579 (224-387)	Trace McSorley	2016
18.	.579 (169-292)	Tony Sacca	1991
19.	.578 (155-268)	Zack Mills	2004
20.	.577 (142-246)	Chuck Fusina	1977

CAREER YARDS PER ATTEMPT			
<i>(Min. 200 attempts)</i>			
1.	8.9	Mike McQueary	1995-97
2.	8.7	John Hufnagel	1970-72
3.	8.1	Chuck Fusina	1975-78
	8.1	Kerry Collins	1991-94
	8.1	Trace McSorley	2015-18
6.	7.9	Tom Shuman	1972-74
	7.9	Sean Clifford	2018-22
8.	7.8	Daryll Clark	2005-09
9.	7.5	Tom Sherman	1965-67
	7.5	Kevin Thompson	1996-98
	7.5	Drew Allar	2022-pres.

SEASON YARDS PER ATTEMPT			
<i>(Min. 100 attempts)</i>			
1.	10.1	Kerry Collins	1994
2.	9.4	John Hufnagel	1972
3.	9.3	Trace McSorley	2016
4.	9.0	Chuck Fusina	1977
5.	8.7	John Hufnagel	1971
	8.7	Mike McQueary	1997
7.	8.5	Tom Shuman	1973
	8.5	Tony Sacca	1991
9.	8.4	Trace McSorley	2017
	8.4	Drew Allar	2024

CAREER YARDS PER COMPLETION			
<i>(Min. 200 attempts)</i>			
1.	16.0	Mike McQueary	1995-97
2.	15.9	Tom Sherman	1965-67
3.	15.8	John Hufnagel	1970-72
4.	15.4	Tom Shuman	1972-74
5.	14.7	Doug Strang	1981-84
6.	14.6	Tony Sacca	1988-91
7.	14.5	Chuck Fusina	1975-78
8.	14.3	Kerry Collins	1991-94
9.	14.2	Michael Robinson	2002-05
10.	14.2	Tom Bill	1987-90

SEASON YARDS PER COMPLETION			
<i>(Min. 100 attempts)</i>			
1.	17.7	John Hufnagel	1972
2.	16.6	Tom Shuman	1973
3.	16.1	Trace McSorley	2016
4.	15.6	Chuck Fusina	1977
5.	15.5	Tom Sherman	1967
6.	15.3	Tony Sacca	1990
7.	15.2	Kerry Collins	1994
	15.2	Tony Sacca	1988
9.	15.1	Mike McQueary	1997

CAREER TOUCHDOWN PASS PCT.			
1.	9.14	Elwood Petchel	1946-48
2.	7.67	Tom Shuman	1972-74
3.	7.17	Mike McQueary	1994-97
4.	6.76	Galen Hall	1959-61
	6.76	Pete Liske	1961-63
6.	6.48	John Sacca	1992-93
7.	6.37	John Hufnagel	1970-72
8.	6.34	Sean Clifford	2018-22
9.	6.33	Trace McSorley	2015-18
10.	6.21	Drew Allar	2022-pres.

SEASON TOUCHDOWN PASS PCT.			
<i>(Min. 100 attempts)</i>			
1.	8.08	Tom Shuman	1973
2.	7.95	Kerry Collins	1994
3.	7.85	Kevin Thompson	1999
4.	7.53	Todd Blackledge	1982
5.	7.49	Trace McSorley	2016
6.	7.41	Pete Liske	1962
7.	7.35	John Hufnagel	1971
8.	7.34	Doug Strang	1983
9.	7.21	Sean Clifford	2019
10.	7.19	Tony Sacca	1991

CAREER PASSING EFFICIENCY			
<i>(Min. 200 attempts)</i>			
1.	145.6	Mike McQueary	1994-97
2.	144.7	Drew Allar	2022-pres.
3.	144.5	Trace McSorley	2015-18
4.	143.8	Sean Clifford	2018-22
5.	140.8	John Hufnagel	1970-72
6.	140.4	Daryll Clark	2006-09
7.	137.3	Kerry Collins	1991-94
8.	132.7	Chuck Fusina	1975-78
9.	128.3	Matt McGloin	2009-12
10.	128.0	Tom Shuman	1972-74

SEASON PASSING EFFICIENCY			
<i>(Min. 100 attempts)</i>			
1.	172.9	Kerry Collins	1994
2.	156.9	Trace McSorley	2016
3.	153.7	Trace McSorley	2017
4.	153.3	Drew Allar	2024
5.	151.8	John Hufnagel	1971
6.	150.5	Sean Clifford	2022
7.	149.8	Tony Sacca	1991
8.	148.5	Sean Clifford	2019
9.	148.0	John Hufnagel	1972
10.	146.4	Chuck Fusina	1977

CAREER INTERCEPTION PCT.			
<i>(Min. 200 attempts)</i>			
1.	1.15	Drew Allar	2022-pres.
2.	2.02	Wally Richardson	1992, 94-96
3.	2.06	Trace McSorley	2015-18
4.	2.10	Matt McGloin	2009-12
5.	2.14	Anthony Morelli	2004-07
6.	2.17	Daryll Clark	2006-09
7.	2.29	Sean Clifford	2018-22
8.	2.31	John Sacca	1992-93
	2.31	Anthony Morelli	2004-07
10.	2.51	Christian Hackenberg	2013-15

SEASON INTERCEPTION PCT.			
<i>(Min. 100 attempts)</i>			
1.	0.26	Drew Allar	2023
2.	1.12	Matt McGloin	2012
3.	1.46	Kerry Collins	1992
4.	1.67	Christian Hackenberg	2015
5.	1.71	Tony Sacca	1991
6.	1.79	Wally Richardson	1995
7.	1.86	Daryll Clark	2008
8.	1.94	John Sacca	1992
	1.94	Trace McSorley	2018
10.	1.96	John Shaffer	1986

CAREER WINNING PERCENTAGE			
AS A STARTING QB			
<i>(minimum 10 starts)</i>			
1.	1.000	22-0-0	Chuck Burkhardt 1968-69
2.	.962	25-1-0	John Shaffer 1984-86
3.	.917	22-2-0	Tom Shuman 1972-74
4.	.897	26-3-0	John Hufnagel 1970-72
5.	.879	29-4-0	Todd Blackledge 1980-82
6.	.871	27-4-0	Chuck Fusina 1976-78
7.	.846	22-4-0	Daryll Clark 2006-09
8.	.808	21-5-0	Kerry Collins 1994-97
	.808	21-5-0	Wally Richardson 1992, 94-96
10.	.800	24-6-0	Drew Allar 2022-pres.

CAREER 300-YD. PASSING GAMES			
1.	10	Trace McSorley	2015-18
2.	9	Christian Hackenberg	2013-15
3.	8	Sean Clifford	2018-22
4.	6	Matt McGloin	2009-12
5.	4	Kerry Collins	1991-94
--	3	Drew Allar	2022-pres.

RECORD WATCH

SEASON 300-YD. PASSING GAMES

1.	5	Trace McSorley	2016
	5	Trace McSorley	2017
3.	4	Matt McGloin	2012
	4	Christian Hackenberg	2013
	4	Christian Hackenberg	2014
	4	Sean Clifford	2021
7.	2	Kerry Collins	1994
	2	Daryll Clark	2009
	2	Matt McGloin	2010
	2	Sean Clifford	2019
	2	Drew Allar	2024

CAREER 200-YD. PASSING GAMES

1.	28	Trace McSorley	2015-18
2.	27	Sean Clifford	2018-22
3.	21	Christian Hackenberg	2013-15
4.	18	Matt McGloin	2009-12
5.	17	Drew Allar	2022-pres.
6.	16	Kerry Collins	1991-94
	16	Zack Mills	2001-04
8.	14	Daryll Clark	2006-09
9.	11	Chuck Fusina	1975-78
	11	Tony Sacca	1988-91
	11	Anthony Morelli	2004-07

SEASON 200-YD. PASSING GAMES

1.	11	Matt McGloin	2012
	11	Trace McSorley	2016
	11	Trace McSorley	2017
4.	10	Kerry Collins	1994
5.	9	Christian Hackenberg	2013
	9	Drew Allar	2024
7.	8	Daryll Clark	2009
	8	Sean Clifford	2021
	8	Sean Clifford	2022
10.	7	Todd Blackledge	1982
	7	Michael Robinson	2005
	7	Anthony Morelli	2007
	7	Drew Allar	2023

RECEIVING

CAREER RECEIVING YARDAGE

1.	3,026	Bobby Engram	1991, 93-95
2.	2,842	DaeSean Hamilton	2014-17
3.	2,771	Deon Butler	2005-08
4.	2,757	Jahan Dotson	2018-21
5.	2,479	Allen Robinson	2011-13
6.	2,421	Chris Godwin	2014-16
7.	2,395	Derek Moyer	2008-11
8.	2,015	Jordan Norwood	2005-08
9.	2,008	Bryant Johnson	1999-2002
10.	2,006	Kenny Jackson	1980-83
11.	1,988	O.J. McDuffie	1988-92
12.	1,920	Parker Washington	2020-22
13.	1,894	Joe Jurevicius	1994-97
14.	1,839	Tyler Warren, TE	2020-24
15.	1,837	Jack Curry	1965-67
16.	1,825	Terry Smith	1988-91
17.	1,743	Derrick Williams	2005-08
18.	1,721	KeAndre Lambert-Smith	2020-23
19.	1,702	Tony Johnson	2000-03
20.	1,658	KJ Hamler	2018-19

SEASON RECEIVING YARDAGE

1.	1,432	Allen Robinson	2013
2.	1,233	Tyler Warren, TE	2024
3.	1,182	Jahan Dotson	2021
4.	1,101	Chris Godwin	2015
5.	1,084	Bobby Engram	1995
6.	1,029	Bobby Engram	1994
7.	1,018	Allen Robinson	2012
8.	982	Chris Godwin	2016
9.	977	O.J. McDuffie	1992
10.	973	Freddie Scott	1994
11.	917	Bryant Johnson	2002
12.	904	KJ Hamler	2019
13.	899	DaeSean Hamilton	2014
14.	885	Derek Moyer	2010
15.	884	Jahan Dotson	2020

GAME RECEIVING YARDAGE

1.	242	Jahan Dotson at Maryland	2021
2.	224	Tyler Warren at USC	2024
3.	216	Deon Butler at Northwestern	2006
4.	212	O.J. McDuffie vs. Boston College	1992
5.	203	Bobby Engram at Purdue	1995
6.	200	Bobby Engram at Rutgers	1994

CAREER RECEIVING TDs

1.	31	Bobby Engram	1991, 93-95
2.	25	Kenny Jackson	1980-83
	25	Jahan Dotson	2018-21
4.	22	Deon Butler	2005-08
5.	19	Tyler Warren, TE	2020-24
6.	18	Derek Moyer	2008-11
	18	Chris Godwin	2014-16
	18	DaeSean Hamilton	2014-17
9.	17	Allen Robinson	2011-13
10.	16	O.J. McDuffie	1988-92
	16	Pat Freiermuth, TE	2018-20
12.	15	Terry Smith	1988-91
	15	Joe Jurevicius	1994-97
	15	Mike Gesicki, TE	2014-17

SEASON RECEIVING TDs

1.	13	Bobby Engram	1993
2.	12	Jahan Dotson	2021
3.	11	Bobby Engram	1995
	11	Allen Robinson	2012
	11	Chris Godwin	2016
6.	10	Joe Jurevicius	1997
7.	9	O.J. McDuffie	1992
	9	Freddie Scott	1994
	9	Deon Butler	2005
	9	Mike Gesicki	2017
	9	DaeSean Hamilton	2017
12.	8	Terry Smith	1991
	8	Derek Moyer	2010
	8	Pat Freiermuth	2018
	8	KJ Hamler	2019
	8	Jahan Dotson	2020
	8	Tyler Warren	2024

CAREER RECEPTIONS

1.	214	DaeSean Hamilton	2014-17
2.	183	Jahan Dotson	2018-21
3.	179	Deon Butler	2005-08
4.	177	Allen Robinson	2011-13
5.	167	Bobby Engram	1991, 93-95
6.	161	Derrick Williams	2005-08
7.	158	Jordan Norwood	2005-08
8.	154	Chris Godwin	2014-16
9.	153	Tyler Warren, TE	2020-24
10.	146	Parker Washington	2020-22
11.	144	Derek Moyer	2008-11
12.	129	Mike Gesicki, TE	2014-17
13.	126	KeAndre Lambert-Smith	2020-23
14.	125	O.J. McDuffie	1988-92
15.	117	Jack Curry	1965-67
16.	110	Bryant Johnson	1999-2002
17.	109	Kenny Jackson	1980-83
18.	108	Terry Smith	1988-91
19.	107	Tony Johnson	2000-03
20.	102	Saquon Barkley, RB	2015-17

SEASON RECEPTIONS

1.	104	Tyler Warren, TE	2024
2.	97	Allen Robinson	2013
3.	91	Jahan Dotson	2021
4.	82	DaeSean Hamilton	2014
5.	77	Allen Robinson	2012
6.	69	Chris Godwin	2015
7.	64	Parker Washington	2021
8.	63	O.J. McDuffie	1992
	63	Bobby Engram	1995
10.	59	Chris Godwin	2016
11.	57	Mike Gesicki, TE	2017
12.	56	KJ Hamler	2019
13.	55	Terry Smith	1991
	55	Derrick Williams	2007
	55	Geno Lewis	2014

CAREER 100-YD. RECEIVING GAMES

1.	16	Bobby Engram	1991, 93-95
2.	11	Jahan Dotson	2018-21
3.	10	Allen Robinson	2011-13
4.	9	Joe Jurevicius	1994-97
	9	Chris Godwin	2014-16
	9	DaeSean Hamilton	2014-17
7.	8	Bryant Johnson	1999-2002
8.	7	O.J. McDuffie	1988-92
9.	6	Kenny Jackson	1980-83
	6	Freddie Scott	1993-95
	6	Deon Butler	2005-08
	6	Derek Moyer	2008-11

SEASON 100-YD. RECEIVING GAMES

1.	8	Allen Robinson	2013
2.	6	Bobby Engram	1993
	6	Bobby Engram	1995
4.	5	O.J. McDuffie	1992
	5	Freddie Scott	1994
	5	Joe Jurevicius	1996
	5	Bryant Johnson	2001
	5	Chris Godwin	2015
	5	Jahan Dotson	2020
	5	Jahan Dotson	2021

TOTAL OFFENSE

CAREER TOTAL OFFENSE

	Yards	Rush	Pass		
1.	11,734	1,073	10,661	Sean Clifford	2018-22
2.	11,596	1,697	9,899	Trace McSorley	2015-18
3.	8,215	-242	8,457	Christian Hackenberg	2013-15
4.	7,796	584	7,212	Zack Mills	2001-04
5.	7,099	580	6,519	Drew Allar	2022-pres.
6.	6,361	619	5,742	Daryll Clark	2006-09
7.	6,325	-65	6,390	Matt McGloin	2009-12
8.	6,000	131	5,869	Tony Sacca	1988-91
9.	5,300	-4	5,304	Kerry Collins	1991-94
10.	5,168	1,637	3,531	Michael Robinson	2002-05
11.	5,162	-220	5,382	Chuck Fusina	1975-78
12.	5,154	-121	5,275	Anthony Morelli	2004-07
13.	4,911	99	4,812	Todd Blackledge	1980-82
14.	4,212	667	3,545	John Hufnagel	1970-72
15.	4,182	-237	4,419	Wally Richardson	1992, 94-96

SEASON TOTAL OFFENSE

	Yards	Rush	Pass		
1.	4,061	491	3,570	Trace McSorley	2017
2.	3,979	212	3,614	Trace McSorley	2016
3.	3,629	302	3,327	Drew Allar	2024
4.	3,328	798	2,530	Trace McSorley	2018
5.	3,270	163	3,107	Sean Clifford	2021
6.	3,220	-51	3,271	Matt McGloin	2012
7.	3,214	211	3,003	Daryll Clark	2009
8.	3,156	806	2,350	Michael Robinson	2005
9.	3,056	402	2,654	Sean Clifford	2019
10.	2,998	176	2,822	Sean Clifford	2022
11.	2,887	-68	2,955	Christian Hackenberg	2013
12.	2,883	-94	2,977	Christian Hackenberg	2014
13.	2,874	282	2,592	Daryll Clark	2008
14.	2,837	206	2,631	Drew Allar	2023
15.	2,660	-19	2,679	Kerry Collins	1994

GAME TOTAL OFFENSE

	Yards	Rush	Pass		
1.	461	175	286	T. McSorley vs. Ohio State	2018
2.	456	2	454	C. Hackenberg vs. UCF	2014
3.	452	54	398	S. Clifford at Maryland	2019
4.	423	32	391	D. Allar at USC	2024
5.	418	138	280	Z. Mills vs. Ohio State	2001
6.	408	73	335	T. McSorley vs. Minnesota	2016
7.	402	60	342	T. McSorley vs. Washington	2017
8.	398	19	379	M. Robinson vs. Wisconsin	2003
9.	393	-8	401	S. Clifford vs. Villanova	2021
10.	389	-10	399	Z. Mills vs. Iowa	2002
	389	13	376	T. McSorley vs. Michigan St.	2016

CAREER TDs RESPONSIBLE FOR

1.	107	Trace McSorley	2015-18
2.	101	Sean Clifford	2018-22
3.	65	Daryll Clark	2006-09
	65	Drew Allar	2022-pres.
5.	55	Christian Hackenberg	2013-15
6.	54	Saquon Barkley	2015-17
7.	53	Zack Mills	2001-04
	53	Matt McGloin	2009-12
9.	51	Todd Blackledge	1980-82
10.	47	Tony Sacca	1988-91
11.	46	Michael Robinson	2002-05
12.	43	Chuck Fusina	1975-78
13.	41	Lydell Mitchell	1969-71

SEASON TDs RESPONSIBLE FOR

1.	39	Trace McSorley	2017
2.	36	Trace McSorley	2016
3.	31	Daryll Clark	2009
4.	30	Trace McSorley	2018
	30	Drew Allar	2024
6.	29	Lydell Mitchell	1971
	29	Daryll Clark	2008
	29	Matt McGloin	2012
	29	Sean Clifford	2022
	29	Drew Allar	2023
11.	28	Michael Robinson	2005
	28	Sean Clifford	2019
13.	25	Todd Blackledge	1982
	25	Tony Sacca	1991
15.	24	Christian Hackenberg	2013
	24	Doug Strang	1983
	24	Saquon Barkley	2017

CAREER TOTAL OFFENSE
YARDS PER PLAY

1.	7.42	Kerry Collins	1991-94
2.	7.34	Mike McQueary	1995-97
3.	7.16	Ki-Jana Carter	1992-94
4.	6.92	Tom Sherman	1972-74
5.	6.87	Trace McSorley	2015-18
6.	6.85	Daryll Clark	2005-09
7.	6.72	Sean Clifford	2018-22
8.	6.68	Drew Allar	2022-24
9.	6.66	John Hufnagel	1970-72

SEASON TOTAL OFFENSE
YARDS PER PLAY

1.	9.64	Kerry Collins	1994
2.	8.19	Tom Shuman	1973
3.	7.88	Chuck Fusina	1977
4.	7.77	Ki-Jana Carter	1994
5.	7.70	Larry Johnson	2002
6.	7.47	Trace McSorley	2016
7.	7.40	Drew Allar	2024
8.	7.18	Daryll Clark	2008
9.	7.13	Sean Clifford	2022
10.	7.12	John Hufnagel	1971

ALL-PURPOSE

CAREER ALL-PURPOSE YARDAGE

1.	5,538	Saquon Barkley	2015-17
2.	5,045	Larry Johnson	1999-2002
3.	4,982	Curt Warner	1979-82
4.	4,729	Nicholas Singleton	2022-pres.
5.	4,512	Blair Thomas	1985-87, 89
6.	4,502	Evan Royster	2007-10
7.	4,231	Tony Hunt	2003-06
8.	4,156	Derrick Williams	2005-08
9.	4,043	Bobby Engram	1991, 93-95
10.	4,034	Curtis Enis	1995-97
11.	3,904	Lydell Mitchell	1969-71
12.	3,895	D.J. Dozier	1983-86
13.	3,865	O.J. McDuffie	1988-92
14.	3,735	John Cappelletti	1971-73
15.	3,549	Matt Suhey	1976-79
16.	3,543	Lenny Moore	1953-55
17.	3,436	Eric McCoo	1998-2001
18.	3,365	Kaytron Allen	2022-pres.

RECORD WATCH

SEASON ALL-PURPOSE YARDAGE

1.	2,655	Larry Johnson	2002
2.	2,329	Saquon Barkley	2017
3.	1,972	Saquon Barkley	2016
4.	1,831	O.J. McDuffie	1992
5.	1,805	Nicholas Singleton	2024
6.	1,772	Blair Thomas	1987
7.	1,754	Lydell Mitchell	1971
8.	1,743	Ki-Jana Carter	1994
9.	1,645	Tony Hunt	2006
10.	1,607	John Cappelletti	1973
11.	1,586	KJ Hamler	2019
12.	1,578	Curtis Enis	1997
13.	1,535	Blair Thomas	1989
14.	1,501	Curtis Enis	1996

GAME ALL-PURPOSE YARDAGE

1.	358	Saquon Barkley at Iowa	2017
2.	341	Curt Warner at Syracuse	1981
3.	327	Larry Johnson at Indiana	2002
4.	306	Saquon Barkley vs. USC	2016
5.	302	Harry Wilson vs. Navy	1923
6.	297	Larry Johnson vs. Illinois	2002
7.	295	Bob Campbell at Navy	1967
8.	289	Larry Johnson vs. Michigan State	2002
9.	282	Gary Hayman vs. NC State	1973
	282	Stephen Pitts vs. Iowa	1995

KICKING

CAREER FIELD GOALS

1.	78	Kevin Kelly	2005-08
2.	54	Sam Ficken	2011-14
3.	50	Craig Fayak	1990-93
4.	49	Jake Pinegar	2018-22
5.	47	Travis Forney	1996-99
6.	45	Brett Conway	1993-96
7.	40	Massimo Manca	1982, 84-86
8.	39	Matt Bahr	1976-78
	39	Robbie Gould	2001-04
	39	Tyler Davis	2015-17

CAREER FIELD GOAL ATTEMPTS

1.	107	Kevin Kelly	2005-08
2.	80	Craig Fayak	1990-93
3.	75	Sam Ficken	2011-14
4.	67	Jake Pinegar	2018-22
5.	63	Chris Bahr	1973-75
6.	63	Travis Forney	1996-99
7.	61	Matt Bahr	1976-78
	61	Brett Conway	1993-96
	61	Robbie Gould	2002-04
10.	59	Massimo Manca	1982, 84-86

CAREER FIELD GOAL PCT.

1.	79.6	Tyler Davis	2015-17
2.	77.6	Nick Gancitano	1981-84
3.	75.0	Collin Wagner	2006-10
4.	74.6	Travis Forne.	1996-99
5.	73.8	Brett Conway	1993-96
6.	73.1	Jake Pinegar	2018-22
7.	72.9	Kevin Kelly	2005-08
8.	72.0	Sam Ficken	2011-14
9.	69.0	Herb Menhardt	1976, 78-80
10.	67.8	Massimo Manca	1982, 84-86

SEASON FIELD GOAL PCT.

(Min. 10 Attempts)

1.	91.7	Tyler Davis	2016
	91.7	Jake Pinegar	2019
3.	83.3	Kevin Kelly	2008
	83.3	Ryan Barker	2024
5.	82.8	Sam Ficken	2014
6.	82.6	Ray Tarasi	1989
7.	82.4	Anthony Fera	2011
8.	81.5	Matt Bahr	1978
9.	81.0	Nick Gancitano	1983
10.	80.8	Travis Forney	1999
	80.8	Massimo Manca	1985

LONGEST FIELD GOALS

1.	57	Jordan Stout vs. Pitt	2019
2.	55	Chris Bahr at Temple	1975
	55	Chris Bahr at Ohio State	1975
	55	Chris Bahr at Syracuse	1975
5.	54	Herb Menhardt at NC State	1979
	54	Sam Ficken vs. Kent State	2013
7.	53	Massimo Manca vs. Notre Dame	1985
	53	Kevin Kelly vs. Iowa	2007
	53	Jordan Stout vs. Idaho	2019
10.	52	Chris Bahr vs. West Virginia	1975
	52	Eric Etze at Notre Dame	1988
	52	Brett Conway vs. Temple	1996
	52	Kevin Kelly at Syracuse	2008
	52	Jordan Stout vs. Michigan	2021
14.	51	Pete Mauthe at Pittsburgh	1912
	51	Brett Conway vs. Michigan	1995
	51	Ryan Primanti vs. Illinois	2000
	51	Robbie Gould at Wisconsin	2002
18.	50	Chris Bahr at Syracuse	1973
	50	Chris Bahr at Pittsburgh	1974
	50	Matt Bahr vs. Syracuse	1978
	50	Massimo Manca vs. Alabama	1985
	50	Massimo Manca vs. Notre Dame	1985
	50	Craig Fayak at Alabama	1990
	50	Travis Forney at Minnesota	1998
	50	Robbie Gould vs. Virginia	2002
	50	Kevin Kelly at Wisconsin	2008
	50	Sam Ficken vs. Temple	2014
	50	Jordan Stout vs. Ohio State	2020
	50	Jordan Stout vs. Indiana	2021
	50	Jake Pinegar at Indiana	2022
	50	Jake Pinegar vs. Maryland	2022
	50	Alex Felkins vs. Indiana	2023

CAREER EXTRA POINTS MADE

1.	195	Jake Pinegar	2018-22
2.	183	Kevin Kelly	2005-08
3.	144	Tyler Davis	2015-17
4.	141	Brett Conway	1993-96
5.	132	Craig Fayak	1990-93
6.	117	Travis Forney	1996-99
7.	115	Robbie Gould	2002-04
8.	109	Sam Ficken	2011-14
9.	98	Al Vitiello	1971-72
10.	86	Massimo Manca	1982, 84-86

SEASON EXTRA POINTS MADE

1.	71	Tyler Davis	2017
2.	62	Brett Conway	1994
	62	Tyler Davis	2016
4.	60	Kevin Kelly	2008
5.	59	Al Vitiello	1971
6.	57	Jake Pinegar	2022
7.	56	Jake Pinegar	2019
8.	53	Jake Pinegar	2018
9.	49	Kevin Kelly	2005
10.	48	Ryan Barker	2024

CAREER PAT PCT.

(Min. 50 Attempts)

1.	100.0 (59-59)	Herb Menhardt	1976, 78-80
	100.0 (85-85)	Collin Wagner	2006-10
	100.0 (144-144)	Tyler Davis	2015-17
4.	99.3 (141-142)	Brett Conway	1993-96
5.	98.9 (183-185)	Kevin Kelly	2005-08
6.	98.9 (86-87)	Massimo Manca	1982, 84-86
7.	98.1 (51-52)	Ryan Barker	2024-pres.
8.	97.3 (109-112)	Sam Ficken	2011-14
9.	96.7 (117-121)	Travis Forney	1996-99
10.	96.5 (195-202)	Jake Pinegar	2018-22

PUNTING

PUNT AVERAGE, CAREER

(Min. 50 punts)

1.	44.54	Jordan Stout	2019-21
2.	44.29	Riley Thompson	2023-pres.
3.	44.28	Barney Amor	2022
4.	43.13	Jeremy Boone	2007-09
5.	43.03	Blake Gillikin	2016-19
6.	43.00	George Reynolds	1980-83
7.	41.84	Pat Pidgeon	1996-99
8.	41.79	Ralph Giacomarro	1979-82
9.	41.74	Jeremy Kapinos	2003-06
10.	41.73	Anthony Fera	2008-11

PUNT AVERAGE, SEASON

(Min. 30 punts)

1.	46.01	Jordan Stout	2021
2.	45.80	Riley Thompson	2023
3.	44.28	Barney Amor	2022
4.	43.95	Blake Gillikin	2018
5.	43.55	Ralph Giacomarro	1981
6.	43.32	Jeremy Boone	2009
7.	43.31	Ralph Giacomarro	1980
8.	43.15	Blake Gillikin	2017
9.	43.03	Jeremy Boone	2008
10.	43.02	Jeremy Boone	2007

RETURNS

LONGEST PUNT RETURNS

1.	100	Jim Boring vs. Johns Hopkins	1933
2.	92	Mark Robinson vs. Rutgers	1982
3.	90	Bruce Branch vs. Indiana	1999
4.	85	Wally Triplett vs. West Virginia	1948
	85	Mike Guman at West Virginia	1978
6.	84	O.J. McDuffie at Syracuse	1989
7.	83	Gary Hayman vs. NC State	1973
8.	81	Bryant Johnson vs. Michigan State	2002
	81	Jahan Dotson vs. Michigan State	2020

LONGEST KICKOFF RETURNS

1.	101	Chuck Peters vs. NYU	1940
2.	100	Fritz Barrett vs. Carnegie Tech	1910
	100	Roger Kochman vs. Syracuse	1959
	100	Rich Mauti at Temple	1975
	100	Chaz Powell vs. Youngstown State	2010
	100	Lamont Wade vs. Illinois	2020
	100	Nicholas Singleton at Rutgers	2022
8.	98	Thomas Evans vs. Marshall	1930
	98	Gary Hayman at Maryland	1973
	98	Saquon Barkley vs. Indiana	2017

KICK RETURN AVERAGE, CAREER

(Min. 15 returns)

1.	29.6	Larry Joe	1946-48
2.	28.8	Curt Warner	1979-82
3.	28.4	Charlie Pittman	1967-69
4.	27.8	Saquon Barkley	2015-17
5.	26.9	Gary Hayman	1972-73
6.	26.3	Blair Thomas	1985-87, 89
7.	25.7	Roger Kochman	1959-62
8.	25.6	Chaz Powell	2008-11
9.	24.6	Lydell Mitchell	1969-71
10.	24.4	Shelly Hammonds	1990-93
--	24.2	Nicholas Singleton	2022-pres.

KICK RETURN YARDS, CAREER

(Min. 15 returns)

1.	1866	Chaz Powell	2007-11
2.	1506	Kenny Watson	1996-00
3.	1347	Larry Johnson	1998-02
4.	1216	Kevin Baugh	1980-83
5.	1128	A.J. Wallace	2006-09
6.	1127	Jim Coates	1984-87
7.	1095	Derrick Williams	2005-08
8.	1036	KJ Hamler	2018-19
9.	993	Nicholas Singleton	2022-pres.
10.	922	Curt Warner	1979-82

SCORING

CAREER SCORING

Points	TD	PAT	FG		
1.	425	1	*183	78	Kevin Kelly 2005-08
2.	342	0	195	49	Jake Pinegar 2018-22
3.	318	53	0	0	Saquon Barkley 2015-17
4.	282	0	132	50	Craig Fayak 1990-93
5.	276	0	141	45	Brett Conway 1993-96
6.	271	0	109	54	Sam Ficken 2011-14
7.	261	0	144	39	Tyler Davis 2015-17
8.	260	43	**2	0	Nicholas Singleton 2022-pres.
9.	258	0	117	47	Travis Forney 1996-99
10.	246	41	0	0	Lydell Mitchell 1969-71

*2-pt conversion run; **2-pt conversion reception

CAREER TOUCHDOWNS

1.	53	Saquon Barkley	2015-17
2.	43	Nicholas Singleton	2022-pres.
3.	41	Lydell Mitchell	1969-71
4.	38	Curtis Enis	1995-97
5.	36	Larry Johnson	1999-02
6.	34	Ki-Jana Carter	1992-94
7.	33	Curt Warner	1979-82
8.	32	Charlie Pittman	1967-69
	32	Bobby Engram	1991, 93-95
	32	Evan Royster	2007-10

DEFENSE

CAREER TACKLES FOR LOSS

(Since 1975)

1.	70.0	Courtney Brown	1996-99
2.	51.0	Brandon Short	1996-99
3.	45.0	Larry Kubin	1977-80
4.	43.0	Bruce Clark	1976-79
	43.0	Justin Kurpeikis	1997-00
6.	42.0	Michael Haynes	1999-02
7.	41.0	Shane Conlan	1983-86
8.	39.5	Abdul Carter	2022-24
9.	39.0	LaVar Arrington	1997-99
	39.0	Jimmy Kennedy	1999-02
--	25.0	Dani Dennis-Sutton	2022-pres.

SEASON TACKLES FOR LOSS

(Since 1975)

1.	29.0	Courtney Brown	1999
2.	24.0	Terry Killens	1995
3.	23.5	Abdul Carter	2022-24
4.	23.0	Larry Kubin	1979
	23.0	Courtney Brown	1998
	23.0	Michael Haynes	2002
7.	21.5	Maurice Evans	2007
8.	21.0	Tyoka Jackson	1993
9.	20.0	Bruce Clark	1978
	20.0	Todd Atkins	1994
	20.0	LaVar Arrington	1999
	20.0	Aaron Maybin	2008
	20.0	Yetur Gross-Matos	2018

CAREER SACKS

(Since 1975)

1.	33.0	Courtney Brown	1996-99
2.	30.0	Larry Kubin	1977-80
3.	25.5	Shane Conlan	1983-86
	25.5	Michael Haynes	1999-02
5.	24.5	Tyoka Jackson	1990-93
6.	23.0	Abdul Carter	2022-24
7.	22.0	Matt Millen	1976-79
8.	21.0	Todd Atkin	1992-95
9.	20.5	Shaka Toney	2017-20
10.	20.0	Rich McKenzie	1989-92
	20.0	Anthony Zettel	2012-15

LONGEST INT RETURNS

1.	99*	Michael Mauti at Illinois	2012
2.	98	Wayne Berfield at Boston	1958
3.	91	Mark Robinson at Pitt	1981
4.	90*	Alan Zemaitis at Purdue	2003
5.	87	Ji'Ayir Brown at Maryland	2021
6.	85	Tom Silvano vs. Gettysburg	1934
	85	Scott Radeic at West Virginia	1982
8.	83	Yaakov Yisrael at Iowa	2003
9.	82	Coop French at Penn	1929
	82*	Pete Curkendall vs. Maryland	1986
		*Non-Scoring Play	
10.	11.0	Mark D'Onofrio	1989

GAME RECAPS



Game 1

Penn State (1-0, 0-0)	46
Nevada (0-1, 0-0).....	11

August 30, 2025 • 106,915

West Shore Home Field at Beaver Stadium •
University Park, Pa.

	1	2	3	4	OT	Final
NEV	0	3	0	8	0	11
PSU	10	17	12	7	0	46

	NEV	PSU
First Downs	13	25
Rushes-Yards	31-78	36-135
Passing Yards	125	303
Comp-Att-Int	11-21-1	29-35-0
Total Offense	203	438
Plays	52	71
Fumbles (#-Lost)	2-2	1-0
Penalties (#-Lost)	3-14	5-45
Possession Time	26:20	33:40
3rd Down Conv.	4-11	6-13
Red Zone	2-3	7-7

Passing (Comp-Att-TD-Int-Yds)

NEV: Purdy 7-15-0-1-97; Bianco 4-6-1-0-28.
PSU: Allar 22-26-1-0-217; Grunkemeyer 7-9-0-0-86.

Rushing (Att-Yds-TD)

NEV: Purdy 14-55-0; Bianco 1-12-0.
PSU: Allen 8-43-1; Singleton 8-19-2.

Receiving (Rec-Yds-TD)

NEV: Bellon 6-76-1; Brown 2-32-0.
PSU: Pena 7-74-0; Hudson 6-89-1.

Scoring Summary

Quarter, Time	Play	Score
1Q, 3:05	PSU Singleton 1 yd rush	7-0
1Q, 1:41	PSU Barker 28 yd field goal	10-0
2Q, 10:02	PSU Allen 12 yd rush	17-0
2Q, 4:52	NEV McFadden 28 yd field goal	17-3
2Q, 2:22	PSU Barker 28 yd field goal	20-3
2Q, 0:23	PSU Hudson 31 yd pass Allar	27-3
3Q, 9:23	PSU Barker 32 yd field goal	30-3
3Q, 7:15	PSU Singleton 1 yd rush	36-3
3Q, 3:21	PSU Barker 39 yd field goal	39-3
4Q, 7:37	PSU Grunkemeyer 6 yd rush	46-3
4Q, 0:25	NEV Bellon 9 yd pass Bianco	46-11

Team Results

	Date	Opponent		Score	Att.
	08/30/2025	Nevada	W	46-11	106915

Rushing

Player	gp	att	gain	loss	net	avg	td	lg	avg/g
Kaytron Allen	1	8	43	0	43	5.4	1	12	43.0
Drew Allar	1	6	31	11	20	3.3	0	11	20.0
Nicholas Singleton	1	8	22	3	19	2.4	2	6	19.0
Cam Wallace	1	5	21	2	19	3.8	0	9	19.0
Trebor Pena	1	1	13	0	13	13.0	0	13	13.0
Corey Smith	1	5	17	4	13	2.6	0	9	13.0
Ethan Grunkemeyer	1	3	8	0	8	2.7	1	6	8.0
Total	1	36	155	20	135	3.8	4	13	135.0
Opponents	1	31	124	46	78	2.5	0	22	78.0

Passing

Player	gp	effic	comp-att-int	pct	yds	td	lg	avg/g
Drew Allar	1	167.4	22-26-0	84.6	217	1	31	217.0
Ethan Grunkemeyer	1	158.0	7-9-0	77.8	86	0	26	86.0
Total	1	165.0	29-35-0	82.9	303	1	31	303.0
Opponents	1	108.6	11-21-1	52.4	125	1	32	125.0

Receiving

Player	gp	no.	yds	avg	td	lg	avg/g
Trebor Pena	1	7	74	10.6	0	18	74.0
Kyron Hudson	1	6	89	14.8	1	31	89.0
Nicholas Singleton	1	4	37	9.3	0	22	37.0
Andrew Rappleyea	1	3	33	11.0	0	26	33.0
Kaytron Allen	1	2	2	1.0	0	3	2.0
Tyseer Denmark	1	2	17	8.5	0	11	17.0
Luke Reynolds	1	2	11	5.5	0	8	11.0
Khalil Dinkins	1	1	24	24.0	0	24	24.0
Devonte Ross	1	1	4	4.0	0	4	4.0
Cam Wallace	1	1	12	12.0	0	12	12.0
Total	1	29	303	10.4	1	31	303.0
Opponents	1	11	125	11.4	1	32	125.0

Game Records

Record	Overall	Home	Away	Neutral
ALL GAMES	1-0	1-0	0-0	0-0
CONFERENCE	0-0	0-0	0-0	0-0
NON-CONFERENCE	1-0	1-0	0-0	0-0

Team Statistics

	PSU	OPP
First Downs	25	13
Rushing	8	6
Passing	17	6
Penalty	0	1
Rushing Yardage	135	78
Rushing attempts	36	31
Average per rush	3.8	2.5
Average per game	135.0	78.0
TDs Rushing	4	0
Passing Yardage	303	125
Comp-Att-Int	29-35-0	11-21-1
Average per pass	8.7	6.0
Average per catch	10.4	11.4
Average per game	303.0	125.0
TDs Passing	1	1
Total offense	438	203
Average per play	6.2	3.9
Average per game	438.0	203.0
Kick returns: #-Yards	2-88	4-85
Punt returns: #-Yards	3-8	0-0
Int returns: #-Yards	1-14	0-0
Fumbles-Lost	1-0	2-2
Penalties-Yards	5-45	3-14
Punts-Avg	0-0.0	4-39.5
Time of possession / game	33:40	26:20
3rd-down conversion	6/13	4/11
4th-down conversion	2/3	1/2
PAT-attempts	(4-4) 100%	(0-0) 0%
2-point conversion-attempts	(0-1) 0%	(1-1) 100%

Interceptions

Player	no.	yds	avg	td	lg
Zane Durant	1	14	14.0	0	14
Total	1	14	14.0	0	14
Opponents	0	0	0.0	0	0

2025 RESULTS & STATISTICS

Field Goals

Player	fg	pct.	01-19	20-29	30-39	40-49	50-99	lg	blk
Ryan Barker	4-4	100.0	0-0	2-2	2-2	0-0	0-0	39	0
Opponents	1-1	100.0	0-0	1-1	0-0	0-0	0-0	28	0

Scoring

Player	td	fg	PAT					dxp	saf	pts
			kick	rush	rcv	pass				
Ryan Barker	-	4-4	3-3	-	-	-	-	-	-	15
Nicholas Singleton	2	-	-	-	-	-	-	-	-	12
Kyron Hudson	1	-	-	-	-	-	-	-	-	6
Kaytron Allen	1	-	-	-	-	-	-	-	-	6
Ethan Grunkemeyer	1	-	-	-	-	-	-	-	-	6
Matthew Parker	-	-	1-1	-	-	-	-	-	-	1
Total	5	4-4	4-4	0	0	0	0	0	0	46
Opponents	1	1-1	0-0	0	1	1	0	0	0	11

Score by Periods

Team	1st	2nd	3rd	4th	OT	TOT
Penn St.	10	17	12	7	0	46
Opponents	0	3	0	8	0	11

FG Sequence

Team Name	Penn St.	Opponents
Nevada	(28),(28),(32),(39)	(28)

Numbers in parentheses indicate field goal was made

Kickoffs

Player	no.	yds	avg	tb	ob	retn	net	ydln
Gabe Nwosu	9	570	63.3	5	0			
Matthew Parker	1	64	64.0	0	0			
Total	10	634	63.4	5	0	4	40.4	24
Opponents	3	144	48.0	0	0	2	18.7	46

Punting

Player	no.	yds	avg	lg	tb	fc	i20	50+	blk
Total	0	0	0.0	0	0	0	0	0	0
Opponents	4	158	39.5	42	0	0	0	0	0

Punt Returns

Player	no.	yds	avg	td	lg
Trebor Pena	2	10	5.0	0	10
Tyseer Denmark	1	-2	-2.0	0	0
Total	3	8	2.7	0	10
Opponents	0	0	0.0	0	0

Kick Returns

Player	no.	yds	avg	td	lg
King Mack	2	88	44.0	0	73
Total	2	88	44.0	0	73
Opponents	4	85	21.3	0	25

All Purpose

Player	g	rush	rcv	pr	kr	ir	total	avg/g
Trebor Pena	1	13	74	10	0	0	97	97.0
Kyron Hudson	1	0	89	0	0	0	89	89.0
King Mack	1	0	0	0	88	0	88	88.0
Nicholas Singleton	1	19	37	0	0	0	56	56.0
Kaytron Allen	1	43	2	0	0	0	45	45.0
Andrew Rappleyea	1	0	33	0	0	0	33	33.0
Cam Wallace	1	19	12	0	0	0	31	31.0
Khalil Dinkins	1	0	24	0	0	0	24	24.0
Drew Allar	1	20	0	0	0	0	20	20.0
Tyseer Denmark	1	0	17	-2	0	0	15	15.0
Zane Durant	1	0	0	0	0	14	14	14.0
Corey Smith	1	13	0	0	0	0	13	13.0
Luke Reynolds	1	0	11	0	0	0	11	11.0
Ethan Grunkemeyer	1	8	0	0	0	0	8	8.0
Devonte Ross	1	0	4	0	0	0	4	4.0
Total	1	135	303	8	88	14	548	548.0
Opponents	1	78	125	0	85	0	288	288.0

Total Offense

Player	g	plays	rush	pass	total	avg/g
Drew Allar	1	32	20	217	237	237.0
Ethan Grunkemeyer	1	12	8	86	94	94.0
Kaytron Allen	1	8	43	0	43	43.0
Nicholas Singleton	1	8	19	0	19	19.0
Cam Wallace	1	5	19	0	19	19.0
Trebor Pena	1	1	13	0	13	13.0
Corey Smith	1	5	13	0	13	13.0
Total	1	71	135	303	438	438.0
Opponents	1	52	78	125	203	203.0

34 2025 PENN STATE FOOTBALL

2025 RESULTS & STATISTICS

			Tackles				Sacks	Pass defense			Fumbles	blkd		
##	Player	gp	ua	a	tot	tfl/yds	no-yds	int-yds	brup	qbh	fr-yds	ff	kick	saf
24	Amare Campbell	1	3	3	6
33	Dani Dennis-Sutton	1	4	1	5	2.5-18	1-7	.	1	1	.	2	.	.
2	Audavion Collins	1	4	.	4
32	Keon Wylie	1	2	1	3	.	.	.	1
21	Vaboue Toure	1	2	1	3
6	Zakee Wheatley	1	2	1	3	1-0	.	.	.
13	Tony Rojas	1	2	1	3	2-13
17	Kenny Woseley	1	1	1	2
3	Antoine Belgrave-Shorter	1	1	1	2
10	Dejuan Lane	1	2	.	2	1-7	1-7
16	King Mack	1	1	1	2
31	Kolin Dinkins	1	1	1	2	1-1
5	Daryus Dixon	1	2	.	2
0	Dominic DeLuca	1	1	1	2	1-1	1-1
20	Mylachi Williams	1	1	.	1
28	Karson Kiesewetter	1	.	1	1
40	Anthony Specia	1	1	.	1
23	Jahmir Joseph	1	1	.	1
34	Owen Wafle	1	.	1	1
39	Ty Blanding	1	1	.	1	1-5
8	DaKaari Nelson	1	1	.	1
4	AJ Harris	1	1	.	1	1-0	.	.	.
45	Enai White	1	1	.	1
28	Zane Durant	1	.	1	1	0.5-1	.	1-14
27	Lamont Payne	1	1
54	Xavier Gilliam	1	1
99	Yvan Kemajou	1	1
	Totals	1	35	16	51	9-46	3-15	1-14	2	4	2-0	2	0	0
	Opponents	1	47	32	79	6-13	1-2	0-0	1	0	0-0	0	0	0

SCORING SUMMARY

Plays	Yds	Time	Result	Qtr.	Scoring Play
NEVADA (9)					
13	69	6:41	TD	1	1-yard run Singleton (Barker kick)
4	-4	1:16	FG	1	28-yard field goal Barker
8	72	4:18	TD	2	12-yard run Allen (Barker kick)
4	7	2:18	FG	2	28-yard field goal Barker
8	64	1:15	TD	2	31-yard pass Hudson from Allar (Barker kick)
9	60	5:32	FG	3	32-yard field goal Barker
2	16	0:21	TD	3	1-yard run Singleton (2 pt pass failed)
5	23	1:26	FG	3	39-yard field goal Barker
15	94	7:10	TD	4	6-yard run Grunkemeyer (Parker kick)

RED ZONE RECAP

PENN STATE			
Opponent	Scores/Chances	Result	Pct.
Nevada	7/7	4 TD, 3 FG	100%
TOTAL	7/7	4 TD, 3 FG	100%

OPPONENT			
Opponent	Scores/Chances	Result	Pct.
Nevada	2/3	1 TD, 1 FG, 1 TD on Downs	66.7%
TOTAL	2/3	1 TD, 1 FG, 1 TD on Downs	66.7%

PENN STATE GAME-BY-GAME

		Rushing				Receiving				Passing				Kick Returns				Punt Returns				tot			
Date	Opponent	no.	yds	td	lg	no.	yds	td	lg	cmp	att	int	yds	td	lg	no.	yds	td	lg	no.	yds	td	lg	off	
08/30/2025	Nevada	36	135	4	13	29	303	1	31	29-35-0				303	1	31	2	88	0	73	3	8	0	10	438
Penn St.		36	135	4	13	29	303	1	31	29-35-0				303	1	31	2	88	0	73	3	8	0	10	438
Opponents		31	78	0	22	11	125	1	32	11-21-1				125	1	32	4	85	0	25	0	0	0	0	203

Penn St. Averages

Games	Avg/ rush	Avg/ catch	Pass effic	KR avg	PR avg	All purpose avg/game	Total offense avg/game
1	3.8	10.4	165.0	44.0	2.7	548.0	438.0

Date	Opponent	Tackles				Sacks	Fumble	Pass Defense				blkd	PAT attempts				off	
		ua	a	total	tfl-yds	no-yds	ff	fr-yds	int-yds	qbh	brup	kick	kick	rush	rcv	saf	t/o	pts
08/30/2025	Nevada	35	16	51	9.0-46	3-15	2	2-0	1-14	4	2	0	4-4	0	0	0	16	46
Penn St.		35	16	51	9.0-46	3-15	2	2-0	1-14	4	2	0	4-4	0	0	0	16	46
Opponents		47	32	79	6.0-13	1-2	0	0-0	0-0	0	1	0	0-0	0	1	0	0	11

Date	Opponent	Punting								Field Goals				Kickoffs				
		no.	yds	avg	long	blkd	tb	fc	50+	120	md-att	long	blkd	no.	yds	avg	tb	ob
08/30/2025	Nevada	0	0	0.0	0	0	0	0	0	0	4-4	39	0	10	634	63.4	5	0
Penn St.		0	0	0.0	0	0	0	0	0	0	4-4	39	0	10	634	63.4	5	0
Opponents		4	158	39.5	42	0	0	0	0	0	1-1	28	0	3	144	48.0	0	0

OPPONENT GAME-BY-GAME

		Rushing				Receiving				Passing				Kick Returns				Punt Returns				tot			
Date	Opponent	no.	yds	td	lg	no.	yds	td	lg	cmp	att	int	yds	td	lg	no.	yds	td	lg	no.	yds	td	lg	off	
08/30/2025	Nevada	31	78	0	22	11	125	1	32	11-21-1				125	1	32	4	85	0	25	0	0	0	0	203
Opponents		31	78	0	22	11	125	1	32	11-21-1				125	1	32	4	85	0	25	0	0	0	0	203
Penn St.		36	135	4	13	29	303	1	31	29-35-0				303	1	31	2	88	0	73	3	8	0	10	438

Opponents Averages

Games	Avg/ rush	Avg/ catch	Pass effic	KR avg	PR avg	All purpose avg/game	Total offense avg/game
1	2.5	11.4	108.6	21.3	0.0	288.0	203.0

		Tackles				Sacks	Fumble		Pass Defense			blkd	PAT attempts			off		
Date	Opponent	ua	a	total	tfl-yds	no-yds	ff	fr-yds	int-yds	qbh	brup	kick	kick	rush	rcv	saf	t/o	pts
08/30/2025	Nevada	47	32	79	6.0-13	1-2	0	0-0	0-0	0	1	0	0-0	0	1	0	0	11
Opponents		47	32	79	6.0-13	1-2	0	0-0	0-0	0	1	0	0-0	0	1	0	0	11
Penn St.		35	16	51	9.0-46	3-15	2	2-0	1-14	4	2	0	4-4	0	0	0	16	46

		Punting										Field Goals			Kickoffs				
Date	Opponent	no.	yds	avg	long	blkd	tb	fc	50+	i20	md-att	long	blkd	no.	yds	avg	tb	ob	
08/30/2025	Nevada	4	158	39.5	42	0	0	0	0	0	1-1	28	0	3	144	48.0	0	0	
Opponents		4	158	39.5	42	0	0	0	0	0	1-1	28	0	3	144	48.0	0	0	
Penn St.		0	0	0.0	0	0	0	0	0	0	4-4	39	0	10	634	63.4	5	0	

INDIVIDUAL GAME-BY-GAME

RUSHING & RECEIVING

Rushing

Player	No-Yds/TD	Nevada
Kaytron Allen	8-43/1	8-43/1
Nicholas Singleton	8-19/2	8-19/2
Drew Allar	6-20/0	6-20/0
Cam Wallace	5-19/0	5-19/0
Corey Smith	5-13/0	5-13/0
Ethan Grunkemeyer	3-8/1	3-8/1
Trebor Pena	1-13/0	1-13/0

Receiving

Player	No-Yds/TD	Nevada
Trebor Pena	7-74/0	7-74/0
Kyron Hudson	6-89/1	6-89/1
Nicholas Singleton	4-37/0	4-37/0
Andrew Rappleyea	3-33/0	3-33/0
Tyseer Denmark	2-17/0	2-17/0
Luke Reynolds	2-11/0	2-11/0
Kaytron Allen	2-2/0	2-2/0
Khalil Dinkins	1-24/0	1-24/0
Cam Wallace	1-12/0	1-12/0
Devonte Ross	1-4/0	1-4/0

KICKING & PUNTING

KICKOFFS

Season	KO	Total Yards	TB	OB	Kick Avg.	Returns	Rtn. Yds.	Yds./Rtn.
Nwosu, Gabriel	9	570	5	0	63.3	3	63	21.0
Parker, Matthew	1	64	0	0	64.0	1	22	22.0

Gabriel Nwosu

Game	KO	Total Yards	TB	OB	Kick Avg.	Returns	Rtn. Yds.	Yds./Rtn.
Nevada	9	570	5	0	63.3	3	63	21.0

Matthew Parker

Game	KO	Total Yards	TB	OB	Kick Avg.	Returns	Rtn. Yds.	Yds./Rtn.
Nevada	1	64	0	0	64.0	1	22	22.0

PUNTING

Season	No.	Total Yds	Avg.	Long	I20	50+	TB	FC	Blk
-	-	-	-	-	-	-	-	-	-

INDIVIDUAL GAME-BY-GAME

PASSING

#15 Drew Allar	Comp	Att	Int	Pct	Yards	TD	Long	Sacked	Effic.
Nevada	22	26	0	84.6	217	1	31	1-2	167.4
Totals	22	26	0	84.6	217	1	31	1-2	167.4

#17 Ethan Grunkemeyer	Comp	Att	Int	Pct	Yards	TD	Long	Sacked	Effic.
Nevada	7	9	0	77.8	86	0	26	0-0	158.0
Totals	7	9	0	77.8	86	0	26	0-0	158.0

TACKLE BREAKDOWN

RUSHING TACKLES	PASSING TACKLES	SPECIAL TEAMS TACKLES	Total	KO	Punt
Dennis-Sutton5	Campbell, Amare2	Collins, Audavion1	1	1	0
Campbell, Amare4	Collins, Audavion2	Dixon, Daryus1	1	1	0
Rojas, Tony3	Toure, Vaboue2	Holzworth, Tyler1	1	1	0
Wyllie, Keon3	DeLuca, Dominic1	Kiesewetter, Karson1	1	1	0
Belgrave-Shorter, Antoine2	Harris, A.J.1	TOTALS4	4	0	0
Dinkins, Kolin2	Joseph, Jahmir1				
Lane, Dejuan2	Wheatley, Zakee1				
Mack, King2	Williams, Mylachi1				
Wheatley, Zakee2	Woseley Jr., Kenny1				
Blanding, Ty1	TOTAL12				
Collins, Audavion1					
DeLuca, Dominic1					
Dixon, Daryus1					
Durant, Zane1					
Specca, Anthony1					
Toure, Vaboue1					
White, Enai1					
Woseley Jr., Kenny1					
TOTAL34					

INDIVIDUAL GAME-BY-GAME

ALL-PURPOSE

Player	Total	Nevada
Trebor Pena	97	97
Kyron Hudson	89	89
King Mack	88	88
Nicholas Singleton	56	56
Kaytron Allen	45	45
Andrew Rappleyea	33	33
Cam Wallace	31	31
Khalil Dinkins	24	24
Drew Allar	20	20
Tyseer Denmark	15	15
Zane Durant	14	14
Corey Smith	13	13
Luke Reynolds	11	11
Ethan Grunkemeyer	8	8
Devonte Ross	4	4

GAME LEADERS

Opponent	Rushing Attempts	Rushing Yards	Receptions	Receiving Yards	All-Purpose Yards	Tackles
Nevada	Allen/Singleton - 8	Allen - 43	Peña - 7	Hudson - 89	Peña - 97	Campbell - 6

INDIVIDUAL GAME-BY-GAME

TACKLES

Player	S-A	Total	Nevada
Amare Campbell	3-3	6	3-3
Dani Dennis-Sutton	4-1	5	4-1
Audavion Collins	4-0	4	4-0
Zakee Wheatley	2-1	3	2-1
Tony Rojas	2-1	3	2-1
Vaboue Toure	2-1	3	2-1
Keon Wylie	2-1	3	2-1
Daryus Dixson	2-0	2	2-0
Dejuan Lane	2-0	2	2-0
Dominic DeLuca	1-1	2	1-1
Antoine Belgrave-Shorter	1-1	2	1-1
King Mack	1-1	2	1-1
Kenny Woseley	1-1	2	1-1
Kolin Dinkins	1-1	2	1-1
AJ Harris	1-0	1	1-0
DaKaari Nelson	1-0	1	1-0
Mylachi Williams	1-0	1	1-0
Jahmir Joseph	1-0	1	1-0
Ty Blanding	1-0	1	1-0
Anthony Specca	1-0	1	1-0
Enai White	1-0	1	1-0
Zane Durant	0-1	1	0-1
Karson Kiesewetter	0-1	1	0-1
Owen Wafle	0-1	1	0-1

INDIVIDUAL GAME-BY-GAME

TACKLES FOR LOSS

Player	UA-A	Total	Nevada
Dani Dennis-Sutton	2-1	2.5	2.5-18
Tony Rojas	2-0	2.0	2.0-13
Dominic DeLuca	1-0	1.0	1.0-1
Dejuan Lane	1-0	1.0	1.0-7
Kolin Dinkins	1-0	1.0	1.0-1
Ty Blanding	1-0	1.0	1.0-5
Zane Durant	0-1	0.5	0.5-1

SACKS

Player	UA-A	Total	Nevada
Dominic DeLuca	1-0	1	1-1
Dejuan Lane	1-0	1	1-7
Dani Dennis-Sutton	1-0	1	1-7

TURNOVERS BY GAME

PENN STATE: 3 GAINED

TYPE	QTR	PLAYER	PLAYS/ YDS	1st DOWNS	RESULT
NEVADA (3)					
FUM	1	A.J. Harris (force by Dennis-Sutton)	13/69	6	TD
INT	1	Zane Durant	4/(-4)	0	FG
FUM	3	Zakee Wheatley (force by Dennis-Sutton)	2/16	1	TD

OPPONENT: 0 GAINED

TYPE	QTR	PLAYER	PLAYS/ YDS	1st DOWNS	RESULT
NEVADA (0)					
-	-	-	-	-	-

TURNOVERS BY PLAYER

FUMBLES

Player	No-Lost	Nevada
Drew Allar	1-0	1-0

FORCED FUMBLES

Player	Number	Nevada
Dani Dennis-Sutton	2	2

FUMBLES RECOVERED

Player	Number	WVU	BGSU	KentSt	Illini	UCLA	USC	Wisc	OSU	UW	Purdue	MINN	MD	Oregon	SMU	Boise	ND
Zakee Wheatley	2	-	-	-	-	-	-	-	-	-	-	1	-	-	-	1	-
Jaylen Reed	1	1	-	-	-	-	-	-	-	-	-	-	-	-	-	-	-
Dani Dennis-Sutton	1	1	-	-	-	-	-	-	-	-	-	-	-	-	-	-	-
Smith Vilbert	1	-	-	-	1	-	-	-	-	-	-	-	-	-	-	-	-

INTERCEPTIONS

Player	Total	NEV	FIU	VILL	UO	UCLA	NW	at IOWA	at OSU	IU	at MSU	NEB	at RU	UO
Zane Durant	1	1												

INTERCEPTIONS THROWN

Player	Total	NEV	FIU	VILL	UO	UCLA	NW	at IOWA	at OSU	IU	at MSU	NEB	at RU	UO
Drew Allar	0	-												
Ethan Grunkemeyer	0	-												

SCORING BREAKDOWN

PENN STATE DRIVES OPPONENT DRIVES

Totals: 9 scoring drives (5 TD, 4 FG)
Special Teams/Defensive Touchdowns:

Totals: 2 scoring drives (1 TD, 1 FG)
Special Teams/Defensive Touchdowns:

LONGEST DRIVES BY:			LONGEST DRIVES BY:		
Plays:	15	Nevada (8/30)	Plays:	9	Nevada (8/30)
	13	Nevada (8/30)		8	Nevada (8/30)
Yards:	94	Nevada (8/30)	Yards:	59	Nevada (8/30)
	72	Nevada (8/30)		50	Nevada (8/30)
Time:	7:10	Nevada (8/30)	Time:	5:05	Nevada (8/30)
	6:41	Nevada (8/30)		1:29	Nevada (8/30)

LONG PLAY BREAKDOWN

BY YARDAGE

OFFENSE (4)

Yards	Type	Player(s)	Opponent
31*	Pass	Hudson, Kyron from Allar, Drew	Nevada
26	Pass	Rappleyea, Andrew from Grunkemeyer, Ethan	Nevada
24	Pass	Dinkins, Khalil from Grunkemeyer, Ethan	Nevada
22	Pass	Singleton, Nicholas from Allar, Drew	Nevada

DEFENSE (0)

Yards	Type	Player(s)	Opponent
-------	------	-----------	----------

SPECIAL TEAMS (1)

Yards	Type	Player(s)	Opponent
73	KR	Mack, King	Nevada

* - touchdown scored on play

LONG PLAY BREAKDOWN

LONG PLAYS BY THE NUMBERS

BY YARDAGE			BY TYPE		
Yards	No.	TD	Type	No.	TD
100+	0	0	Rushing	0	0
90-99	0	0	Passing	4	1
80-89	0	0	Punt returns	0	0
70-79	1	0	Kick returns	1	0
60-69	0	0	Interception Returns	0	0
50-59	0	0	Fumble returns	0	0
40-49	0	0	Other	0	0
30-39	1	1	TOTAL	5	1
20-29	3	0			

20+ YARD PLAYS BY PLAYER

Player	No.	TD	R	P	KR	PR	IR	FR
Dinkins, Khalil	1	-	-	1	-	-	-	-
Hudson, Kyron	1	1	-	1	-	-	-	-
Mack, King	1	-	-	-	1	-	-	-
Rappleyea, Andrew	1	-	-	1	-	-	-	-
Singleton, Nicholas	1	-	-	1	-	-	-	-
TOTAL	5	1	-	4	1	-	-	-

LONGEST PLAYS OF THE YEAR

Rushing		
13	Peña, Trebor	Nevada (8/30)
Rushing Touchdown		
-	-	-
Passing		
31*	Hudson, Kyron from Allar, Drew	Nevada (8/30)
Passing Touchdown		
31*	Hudson, Kyron from Allar, Drew	Nevada (8/30)
Kick Return		
73	Mack, King	Nevada (8/30)
Punt Return		
10	Peña, Trebor	Nevada (8/30)
Interception Return		
14	Durant, Zane	Nevada (8/30)
Fumble Return		
-	-	-
Punt		
-	-	-
Field Goal		
39	Barker, Ryan	Nevada (8/30)

* - touchdown scored on play

PENN STATE (5 PLAYS)

Play	#	Long	Play	Opponent
Passing	4	31*	Hudson, Kyron from Allar, Drew	Nevada
Rushing	-	-	-	-
Kick Return	1	73	King, Mack	Nevada
Punt Return	1	23	Saunders, Kaden	Kent State
Int. Return	8	59*	Rojas, Tony	SMU

OPPONENTS (6 PLAYS)

Play	#	Long	Play	Opponent
Passing	2	32	Bellon, Marcus from Purdy, Chubba	Nevada
Rushing	1	22	Purdy, Chubba	Nevada
Kick Return	3	25	Ramseur, Caleb	Nevada
Punt Return	-	-	-	-
Int. Return	-	-	-	-

* - touchdown scored on play

OFFENSIVE STARTERS

OPPONENT	LT	LG	C	RG	RT	TE	QB	RB	WR	WR	WR/TE/RB
Nevada	Shelton	Ioane	Dawkins	Donkoh	Rucci	Dinkins, Khalil	Allar	Singleton	Huson	Peña	Reynolds (TE)

DEFENSIVE STARTERS

OPPONENT	DE	DT	DT	DE	LB	LB	LB/DB/DL	CB	S	S	CB
Nevada	Dennis-Sutton	Durant	Ford	Harvey	Campbell	Rojas	Woseley (CB)	Collins	Wheatley	Belgrave-Shorter	Harris

CAREER STARTS

Player	'21	'22	'23	'24	'25	Total
Allar, Drew (QB)	-	-	12	16	1	29
Durant, Zane (DT)	-	-	11	16	1	28
Ford Jr., Alonzo (DT)	13*	12*	-	-	1	26
Singleton, Nicholas (RB)	-	7	6	12	1	26
Ioane, Olaivavega (OL)	-	-	4	16	1	21
Shelton, Drew (OL)	-	4	-	16	1	21
Dawkins, Nick (OL)	-	-	-	16	1	17
Dennis-Sutton, Dani (DE)	-	-	2	14	1	17
Rojas, Tony (LB)	-	-	-	16	1	17
Wheatley, Zakee (S)	-	-	-	16	1	17
Harris, A.J. (CB)	-	-	-	15	1	16
Peña, Trebor (WR)	-	3*	-	10*	1	15
Allen, Kaytron (RB)	-	3	6	5	-	14
Campbell, Amare (LB)	-	-	1*	11*	1	13
Hudson, Kyron (WR)	-	-	3*	9*	1	13
Ross, Devonte (WR)	-	-	1*	12*	-	13
Clifford, Liam (WR)	-	-	1	11	-	12
Donkoh, Anthony (OL)	-	-	-	10	1	11

Player	'21	'22	'23	'24	'25	Total
Dinkins, Khalil (TE)	-	-	-	6	1	7
Rucci, Nolan (OL)	-	-	-	6	1	7
DeLuca, Dominic (LB)	-	-	-	5	-	5
Reynolds, Luke (TE)	-	-	-	4	1	5
Shanahan Jr., TJ (OL)	-	-	-	5*	-	5
Tracy, Zion (CB)	-	-	-	4	-	4
Carlan, Mason (OL)	-	-	3*	-	-	3
Belgrave-Shorter, Antoine (S)	-	-	-	-	1	1
Collins, Audavion (CB)	-	-	-	-	1	1
Harvey, Jaylen (DE)	-	-	-	-	1	1
Nelson, DaKaari (LB)	-	-	-	1	-	1
Rapleyea, Andrew (TE)	-	-	-	1	-	1
Washington II, Elliot (CB)	-	-	-	1	-	1
Woseley Jr., Kenny (CB)	-	-	-	-	1	1

* Starts At Previous School

PARTICIPATION CHART

	GP/GS	NEV	FIU	VILL	UO	at UCLA	NW	at IOWA	at OSU	IU	at MSU	NEB	at RU
0	Dominic DeLuca	1/0	XXX										
1	Kyron Hudson	1/1	START										
2	Liam Clifford	1/0	XXX										
2	Audavion Collins	1/1	START										
3	Antoine Belgrave-Shorter	1/1	START										
3	Koby Howard	1/0	XXX										
4	AJ Harris	1/1	START										
4	Tyseer Denmark	1/0	XXX										
5	Devonte Ross	1/0	XXX										
5	Daryus Dixon	1/0	XXX										
6	Zakee Wheatley	1/1	START										
8	Trebor Pena	1/1	START										
8	DaKaari Nelson	1/0	XXX										
9	Elliot Washington II	1/0	XXX										
10	Nicholas Singleton	1/1	START										
10	Dejuan Lane	1/0	XXX										
12	Anthony Ivey	1/0	XXX										
13	Kaytron Allen	1/0	XXX										
13	Tony Rojas	1/1	START										
14	Riley Thompson	1/0	XXX										
14	Jaxon Smolik	1/0	XXX										
15	Drew Allar	1/1	START										
16	Khalil Dinkins	1/1	START										
16	King Mack	1/0	XXX										
17	Ethan Grunkemeyer	1/0	XXX										
17	Kenny Woseley	1/1	START										
18	Joey Schlaffer	1/0	XXX										
19	Chaz Coleman	1/0	XXX										
20	Mylachi Williams	1/0	XXX										
21	Vaboue Toure	1/0	XXX										
23	Jahmir Joseph	1/0	XXX										
24	Amare Campbell	1/1	START										
24	Corey Smith	1/0	XXX										
26	Cam Wallace	1/0	XXX										
27	Lamont Payne	1/0	XXX										
28	Zane Durant	1/1	START										
28	Karson Kiesewetter	1/0	XXX										
30	Amiel Davis	1/0	XXX										
30	Kari Jackson	1/0	XXX										
31	Kolin Dinkins	1/0	XXX										
32	Keon Wylie	1/0	XXX										
33	Dani Dennis-Sutton	1/1	START										
34	Tyler Holzworth	1/0	XXX										
34	Owen Waffle	1/0	XXX										
35	Tyler Armstead	1/0	XXX										
39	Ty Blanding	1/0	XXX										
40	Anthony Specca	1/0	XXX										
44	Jaylen Harvey	1/1	START										
45	Enai White	1/0	XXX										
48	Tyler Duzansky	1/0	XXX										
50	Alonzo Ford Jr.	1/1	START										
50	Cooper Cousins	1/0	XXX										
52	Dominic Rulli	1/0	XXX										
52	Randy Adirika	1/0	XXX										
53	Nick Dawkins	1/1	START										
54	TJ Shanahan	1/0	XXX										
54	Xavier Gilliam	1/0	XXX										
55	Chimdy Onoh	1/0	XXX										
63	Alex Birchmeier	1/0	XXX										
66	Drew Shelton	1/1	START										
68	Anthony Donkoh	1/1	START										
70	Garrett Sexton	1/0	XXX										
71	Olaivavega Ioane	1/1	START										
72	Nolan Rucci	1/1	START										
74	J'ven Williams	1/0	XXX										
77	Owen Aliciene	1/0	XXX										
82	Ethan Black	1/0	XXX										
85	Luke Reynolds	1/1	START										
86	Aaron Enterline	1/0	XXX										
87	Andrew Rappleyea	1/0	XXX										
89	Finn Furmanek	1/0	XXX										
90	Liam Andrews	1/0	XXX										
92	Andrew Dufault	1/0	XXX										
93	Bobby Mears	1/0	XXX										
94	Ryan Barker	1/0	XXX										
94	De'Andre Cook	1/0	XXX										
98	Matthew Parker	1/0	XXX										
99	Gabe Nwosu	1/0	XXX										
99	Yvan Kemajou	1/0	XXX										

THE LAST TIME...

PENN STATE

100+ Yards Rushing: 134, Kaytron Allen vs. Boise State, 2024 @
 150+ Yards Rushing: 202, Journey Brown vs. Memphis, 2019 ~
 200+ Yards Rushing: 202, Journey Brown vs. Memphis, 2019 ~
 300+ Yards Rushing: 327, Larry Johnson at Indiana, 2002
 30-34 Rushing Attempts: 33, Saquon Barkley at Indiana, 2016
 35+ Rushing Attempts: 35, Zach Zwinak vs. Nebraska, 2013
 Three Touchdowns Rushing: Nicholas Singleton vs. Notre Dame, 2025 !
 Four Touchdowns Rushing: Saquon Barkley at Pittsburgh, 2016
 Five Touchdowns Rushing: Ki-Jana Carter vs. Michigan State, 1994
 50+ Yard Run: 58, Nicholas Singleton vs. Boise State, 2024 @
 60+ Yard Run: 78, Corey Smith vs. Washington, 2024
 70+ Yard Run: 78, Corey Smith vs. Washington, 2024
 80+ Yard Run: 87, Nicholas Singleton vs. Utah, 2022 ^
 90+ Yard Run: 92, Saquon Barkley vs. Washington, 2017 @
 Two Players Rush For 100 Yards: Kaytron Allen (124) & Nicholas Singleton (105) vs. Oregon, 2024
 QB/RB Rush For 100 Yards: Will Lewis (108) & Journey Brown (103) vs. Rutgers, 2019
 Four Rushing TD in One Quarter: vs. UMass, (2nd; Belton [2], Zwinak [2]) 2014
 300+ Yards Passing: 391, Drew Allar at USC, 2024
 350+ Yards Passing: 391, Drew Allar at USC, 2024
 400+ Yards Passing: 401, Sean Clifford vs. Villanova, 2021
 20-24 Pass Completions: 22, Drew Allar vs. Nevada, 2025
 25-29 Pass Completions: 25, Drew Allar at Maryland, 2023
 30-34 Pass Completions: 30, Drew Allar at USC, 2024
 35+ Pass Completions: 37, Sean Clifford at Purdue, 2022
 30-39 Pass Attempts: 39, Drew Allar vs. Oregon, 2024
 40-49 Pass Attempts: 43, Drew Allar at USC, 2024
 50+ Pass Attempts: 52, Sean Clifford at Ohio State, 2021
 Four Touchdown Passes: Drew Allar at Maryland, 2023
 Five Touchdown Passes: Rashard Casey vs. Louisiana Tech, 2000
 Four Interceptions Thrown: Zack Mills at Boston College, 2004
 300+ Yards Total Offense: 423 (391 P, 32 R), Drew Allar at USC, 2024
 350+ Yards Total Offense: 423 (391 P, 32 R), Drew Allar at USC, 2024
 400+ Yards Total Offense: 423 (391 P, 32 R), Drew Allar at USC, 2024
 450+ Yards Total Offense: 452 (398 P, 54 R), Sean Clifford at Maryland, 2019
 100+ Yards Receiving: 102, Tyler Warren at Minnesota, 2024
 150+ Yards Receiving: 224, Tyler Warren at USC, 2024
 200+ Yards Receiving: 224, Tyler Warren at USC, 2024
 Two Players w/ 100 Yards Receiving: Jahan Dotson (127) & Parker Washington (108) at Ohio State, 2021
 Two Players w/ 150 Yards Receiving: Geno Lewis (173) & DaeSean Hamilton (165) vs. UCF, 2014 #
 Back-to-Back 100 Yard Receiving Games: Tyler Warren, (127 at Purdue; 102 at Minnesota), 2024
 Three Straight 100-Yard Receiving Games: Jahan Dotson, (108 vs. MSU; 189 at Illinois; 102 at Wisconsin), 2020-21
 10+ Receptions: 17, Tyler Warren at USC, 2024
 50+ Yard Reception: 57, Liam Clifford vs. UCLA, 2024
 60+ Yard Reception: 75, Tyler Warren vs. Ole Miss, 2023 &
 70+ Yard Reception: 75, Tyler Warren vs. Ole Miss, 2023 &
 80+ Yard Reception: 88, KeAndre Lambert-Smith vs. Utah, 2022 ^
 Three Touchdowns Receiving: Jahan Dotson at Maryland, 2021
 Four Touchdowns Receiving: Bobby Engram vs. Minnesota, 1993
 150+ All-Purpose Yards: 170 (87 Rush, 17 Rec, 66 Kick Return), Nicholas Singleton vs. Maryland, 2024
 200+ All-Purpose Yards: 228 (224 Rec, 4 Rush), Tyler Warren at USC, 2024
 250+ All-Purpose Yards: 254 (242 Rec, 12 PR), Jahan Dotson at Maryland, 2021
 300+ All-Purpose Yards: 358 (211 Rush, 94 Rec, 53 KR), Saquon Barkley at Iowa, 2017 (SR)
 Five Touchdowns Scored: 5 (4 rushing, 1 receiving), Saquon Barkley at Pittsburgh, 2016
 Kickoff Return For Touchdown: 100, Nicholas Singleton at Rutgers, 2022
 Rushing, Receiving & Kickoff Return TD in a game: Derrick Williams vs. Illinois, 2008
 100-Yard Kickoff Return: 100, Nicholas Singleton at Rutgers, 2022
 Punt Return For Touchdown: 2x (56, 68), Daequan Hardy vs. UMass, 2023
 80-Yard Punt Return: 81, Jahan Dotson vs. Michigan State, 2020
 Zero Punts in a Game: Nevada, 2025
 Multiple Interceptions: 2, Dominic DeLuca vs. SMU, 2024 %
 90-Yard Interception Return: 99, Michael Mauti at Illinois, 2012
 Interception Return For Touchdown: 2; Dominic DeLuca, 23 yds, Tony Rojas, 59 yds; vs. SMU, 2024 %
 Five Interceptions in a Game (Team): at Rutgers, 2014
 Multiple Forced Fumbles: 2, Dani Dennis-Sutton vs. Nevada, 2025
 Multiple Fumble Recoveries: 2, Curtis Jacobs vs. Iowa, 2023
 Fumble Return For Touchdown (Defense): 2; 14 yards, Kobe King; 70 yards, Ji'Ayir Brown; at Rutgers, 2022
 Fumble Return For Touchdown (Special Teams): 14 yards, Nick Scott (forced by Irvin Charles) vs. Indiana, 2017
 Blocked Field Goal: Arnold Ebiketie vs. Indiana, 2021
 Blocked Field Goal For Touchdown: 60 yards, Grant Haley (Marcus Allen block) vs. Ohio State, 2016
 Blocked Extra Point: Parker Cothren at Northwestern, 2015
 Blocked Punt: Dominic DeLuca vs. UMass, 2023
 Two Blocked Punts: Jonathan Sutherland vs. Idaho, 2019
 Blocked Punt For Touchdown: 0 yards, Michael Yancich (Mike Hull block) vs. Ohio State, 2012
 Safety: Team (Forced fumble rolled through end zone), vs. Indiana, 2023
 Two-Point Conversion Attempt: Tyler Warren (run failed) vs. Oregon, 2024
 Two-Point Conversion: Beau Pribula (pass completed to Nicholas Singleton) vs. Ole Miss, 2023 &
 50-Yard Field Goal: 50, Alex Felkins vs. Indiana, 2023
 Four Field Goals: Ryan Barker vs. Nevada, 2025
 Five Field Goals: Collin Wagner vs. Temple, 2010

OPPONENT

100+ Yards Rushing: 104, Ashton Jeanty, Boise State, 2024 @
 150+ Yards Rushing: (177) Donovan Edwards/(172) Blake Corum, Michigan, 2022
 200+ Yards Rushing: 223, Chase Brown, Illinois, 2021
 30-34 Rushing Attempts: 30, Ashton Jeanty, Boise State, 2024 @
 35+ Rushing Attempts: 44, Mike Hart, Michigan, 2007 (OR)
 Three Touchdowns Rushing: Trevor Siemian, Northwestern, 2014
 Four Touchdowns Rushing: Montee Ball, Wisconsin, 2011
 50+ Yard Run: 75, Quinten Joyner, USC, 2024
 60+ Yard Run: 75, Quinten Joyner, USC, 2024
 70+ Yard Run: 75, Quinten Joyner, USC, 2024
 Two Players Rush For 100 Yards: (177) Donovan Edwards/(172) Blake Corum, Michigan, 2022
 300+ Yards Passing: 304, Maddux Madsen, Boise State, 2024 @
 400+ Yards Passing: 400, Brian Lewerke, Michigan State, 2017
 500+ Yards Passing: 532, Case Keenum, Houston, 2011 (OR) *
 25-29 Pass Completions: 25, Connor Bazelak, Bowling Green, 2024
 30-44 Pass Completions: 30, Aidan O'Connell, at Purdue, 2022
 45+ Pass Completions: 45, Case Keenum, Houston, 2011 (OR) *
 30-39 Pass Attempts: 35, Maddux Madsen, Boise State, 2024 @
 40-49 Pass Attempts: 40, Jaxson Dart, Ole Miss, 2023 &
 50+ Pass Attempts: 57, Taulia Tagovailoa, at Maryland, 2021
 60+ Pass Attempts: 60, Aidan O'Connell, at Purdue, 2022
 Four Touchdown Passes: 4, Dillon Gabriel, Oregon, 2024
 Five Touchdown Passes: Sam Darnold, USC, 2016 ^
 Four Interceptions Thrown: Luke Altmyer, Illinois, 2023
 Five Interceptions Thrown: Gary Nova, Rutgers, 2014
 300+ Yards Total Offense: 301 (304 P, -3 RUSH), Maddux Madsen, Boise State, 2024 @
 400+ Yards Total Offense: 408 (379 P, 14 RUSH, 15 REC), Jaxson Dart, Ole Miss, 2023 &
 500+ Yards Total Offense: 542 (532 P, 10 R), Case Keenum, Houston, 2011 (OR) *
 100+ Yards Receiving: 105, Jaden Greathouse, Notre Dame !
 150+ Yards Receiving: 181, Tez Johnson, Oregon, 2024
 200+ Yards Receiving: 228, Patrick Edwards, Houston, 2011 *
 10+ Receptions: 11, Tez Johnson, Oregon, 2024
 50+ Yard Reception: 54, Jaden Greathouse, Notre Dame !
 70+ Yard Reception: 90, DeQuee Carter from Brendan Sorsby, Indiana, 2023
 80+ Yard Reception: 90, DeQuee Carter from Brendan Sorsby, Indiana, 2023
 90+ Yard Reception: 90, DeQuee Carter from Brendan Sorsby, Indiana, 2023
 Three Touchdown Receptions: Deonta Burnett, USC, 2016 ^
 Kickoff Return For Touchdown: 100, Darrynton Evans, Appalachian State, 2018
 90-Yard Kickoff Return: 100, Darrynton Evans, Appalachian State, 2018
 100-Yard Kickoff Return: 100, Darrynton Evans, Appalachian State, 2018
 Punt Return For Touchdown: 58, Lynn Bowden Jr., Kentucky, 2018 +
 70-Yard Punt Return: 75, Venric Mark, Northwestern, 2012
 80-Yard Punt Return: 87, Willie Reid, Florida State, 2005 !
 Multiple Interceptions: 2, J.T. Tuimolalo, Ohio State, 2022
 Interception Return For Touchdown: 14, J.T. Tuimolalo, Ohio State, 2022
 Fumble Return For Touchdown: 57, Jerron Cage, Ohio State, 2021
 Blocked Punt: Dominique Dafney, Iowa, 2018
 Blocked Punt For Touchdown: 27, Larentee McCray, Florida, 2011 \$
 Blocked Field Goal: Jaylen Huskey, Maryland, 2024
 Blocked Extra Point: Jack Henderson at Minnesota, 2024
 Safety: 2, Team (blocked punt, snap out of the end zone on punt), Iowa, 2018
 Two Safeties: Team (blocked punt, snap out of the end zone on punt), Iowa, 2018
 Defensive Extra Point: Ethan Robinson at Minnesota, 2024
 50-Yard Field Goal: 50, Nathaniel Vagos, Wisconsin, 2024
 Four Field Goals: Noah Ruggles, Ohio State, 2021
 Two-Point Conversion Attempt: Justyn Martin (pass completed to Keegan Jones), UCLA, 2024
 Two-Point Conversion: Justyn Martin (pass completed to Keegan Jones), UCLA, 2024

- Croke Park Classic (Dublin, Ireland) | ! - Orange Bowl | \$ - Outback Bowl | ^ - Rose Bowl | * - TicketCity Bowl
 @ - Fiesta Bowl | + - Citrus Bowl | ~ - Goodyear Cotton Bowl | & - Chick Fil A Peach Bowl
 % - CFP First Round, Beaver Stadium

(SR) - School Record | (OR) - Opponent Record

(2); 14 yards, Kobe King (forced by Marquis Wilson); 70 yards, Ji'Ayir Brown (forced by Curtis Jacobs) at Rutgers, 2022



RANDY ADIRIKA 52

Defensive Tackle | 6-3 | 304
Freshman
Miami, Fla./Miami Central
Major: Division of Undergraduate Studies

► 2025 ► FRESHMAN SEASON

Season: Played in one game.



OWEN ALICIENE 77

Offensive Line | 6-7 | 298
Freshman
Cheshire, Conn./Avon Old Farms
Major: Division of Undergraduate Studies

► 2025 ► FRESHMAN SEASON

Season: Played in one game.



DREW ALLAR 15

Quarterback | 6-5 | 235
Senior
Medina, Ohio/Medina
Major: Recreation, Park and Tourism Management

► CAREER NOTES & RECORDS

Career Records: Passing: Completion Percentage (63.5; 1st), Interception Percentage (1.15; 1st), Passing Efficiency (144.7; 2nd), Touchdown Passes (54; 3rd), Completions (552; 5th), 200-yard Passing Games (17; 5th), Passing Yards (6,519; 5th), Passing Attempts (869; 6th), Yards Per Attempt (7.5; T-9th), Touchdown Pass Percentage (6.21; 10th). **Rushing (QBs):** Rushing Touchdowns (11; T-6th), Rushing Yards (580; 9th). **Total Offense:** Touchdowns Responsible For (65; T-3rd), Total Yards (7,099; 5th).

Career Notables: Opened collegiate career with 311 passing attempts without an interception (FBS record)...17 career games with multiple touchdown passes, 10 games with three or more and 2 games with four or more...3 career 300-yard passing games and 17 200-yard passing games...10 career games with both a passing and rushing touchdown.

Season Records (2024): Passing: Completion Percentage (67.4; 1st), Passing Efficiency (157.2; 2nd), Passing Yards (3,192; 4th), Touchdown Passes (24; T-4th), Completions (250; 5th), 200-yard Passing Games (9; 5th), Yards Per Pass Attempt (8.6), 300-yard Passing Games (2), Interception Percentage (1.89; 8th), Passing Attempts (371; 11th). **Rushing (QBs):** Rushing Touchdowns (6; T-7th). **Total Offense:** Total Yards (3,477; 3rd), Touchdowns Responsible For (30; 4th), Yards Per Play (7.54; 6th).

► 2025 ► SENIOR SEASON

Awards: Preseason: Davey O'Brien Award Watch List...Johnny Unitas Golden Arm Award Watch List...Manning Award Watch List...Maxwell Award Watch List...Walter Camp Player of the Year Award Watch List.

Season: Has started in one game...Has completed 22-26 for 217 yards with one touchdown and rushed for 20 yards... Coaching Staff Player of the Week (Nevada - 8/30)...Voted a team captain.

Nevada (8/30): Completed 22-of-26 passes for 217 yards and one touchdown...Added six rushes for 20 yards...Threw a 31-yard touchdown pass to Kyron Hudson.

ALLAR'S CAREER PASSING STATISTICS

	C-A	Yds.	%	TD-INT	YPG	LG
2022	35-60	344	58.3	4-0	34.4	32
2023	233-389	2,631	59.9	25-2	202.4	75
2024	262-394	3,327	66.5	24-8	207.9	59
2025	22-26	217	84.6	1-0	217.0	31
Career	552-869	6,519	63.5	54-10	163.0	75

ALLAR'S CAREER OFFENSIVE STATISTICS

	Att.-Yds.	Avg.	TD	LG	Rec.-Yds.	Avg.	TD	LG
2022	18-52	2.9	1	19	-	-	-	-
2023	74-206	2.8	4	24	2-14	7.0	-	10
2024	96-302	3.1	6	22	-	-	-	-
2025	6-20	3.3	0	11	-	-	-	-
Career	194-580	3.0	11	24	2-14	7.0	-	10

► ALLAR'S CAREER HIGHS

Pass Completions.....30; at USC, 10/12/24
Pass Attempts.....43; at USC, 10/12/24
Passing Yards.....391; at USC, 10/12/24
Passing Touchdowns.....4; Twice: Last at Maryland, 11/4/23
Long Pass.....75; vs. Ole Miss, 12/30/23
Rushing Attempts.....11; vs. Boise State, 12/31/24
Rushing Yards.....54; vs. Oregon, 12/7/24
Rushing Touchdowns.....1; 11 Times: Last vs. Oregon, 12/7/24
Longest Rush.....24; vs. Ole Miss, 12/30/23



KAYTRON ALLEN 13

Running Back | 5-11 | 219
Senior
Norfolk, Va./IMG Academy (Fla.)
Major: African American Studies

► CAREER NOTES & RECORDS

Career: Rankings: Rushing Attempts (567; 8th)...Rushing Yards (2,920; 11th)...Rushing Touchdowns (25; T-13th). **Notable:** Eight career 100-yard rushing games and four career games with multiple rushing touchdowns...Allen (2,920) and Nicholas Singleton (2,931) are the second set of Penn State teammates to each have 2,000 career rushing yards, joining Lydell Mitchell (1969-71; 2,934 yards) and Franco Harris (1969-71; 2,002 yards).

Season: Big Ten Records Set: 2022: Allen (867) and Singleton (1,061) became the first true freshman teammates in Big Ten history each with 700 or more rushing yards in a single season. **Rankings: 2024:** Tied for 13th at Penn State in single season rushing attempts (220) and 18th in rushing yardage (1,108). **2022:** With 10 rushing touchdowns, finished second, to Singleton (12), for most rushing touchdowns by a freshman in program history, his 867 rushing yards were the fourth-most by a Penn State freshman in a single season. **Notable: 2024:** Reached 1,000 rushing yards in a season for first time in career, the 18th Nittany Lion (28th occasion) to reach 1,000 rushing yards in a season...Allen and Singleton became the first Nittany Lion duo to both rush for 1,000 yards in a season...Also the first Big Ten duo since Iowa's Akrum Wadley (1,081) and Leshun Daniels Jr. (1,058) in 2016 and the ninth Big Ten duo to each run for 1,000 rushing yards in a season. **2022:** Allen and Singleton became the only Penn State duo to each rush for 850+ yards in a season and one of three 800+ rushing yard duos: 2022 (Singleton, 1,061; Allen, 867), 2013 (Zach Zwinak, 989; Bill Belton, 803), 2005 (Tony Hunt, 1,047; Michael Robinson, 806).

Game: 2022: In the win at Indiana (11/5), became the first Penn State freshman with three rushing touchdowns in a game since Austin Scott against Kent State in 2003...Most by a Nittany Lion since Journey Brown's three scores against Rutgers in 2019... Allen and Nicholas Singleton each scored two touchdowns against Auburn (9/16), becoming the only Penn State freshmen to both score two rushing touchdowns in a game since at least 2000.

► 2025 ► SENIOR SEASON

Awards: Preseason: Doak Walker Award Watch List...Maxwell Award Watch List...Associated Press Preseason All-America second-team...ESPN Preseason All-America second-team.

Season: Has appeared in one game...Has eight rushes for 43 yards and a touchdown and two receptions for 2 yards.


Nevada (8/30): Recorded a 12-yard rushing touchdown...Averaged 5.4 yards per carry.

ALLEN'S CAREER STATISTICS

	Att.-Yds.	Avg.	TD	LG	Rec.-Yds.	Avg.	TD	LG
2022	167-867	5.2	10	59	20-188	9.4	1	45
2023	172-902	5.2	6	50	14-81	5.8	1	15
2024	220-1,108	5.0	8	32	18-153	8.5	2	20
2025	8-43	5.4	1	12	-	-	-	-
Career	567-2,920	5.1	25	59	52-422	8.1	4	45

ALLEN'S CAREER HIGHS

Rushing Attempts21; Four Times: Last UCLA, 10/5/24
Rushing Yards..... 137; at Michigan State, 11/24/23
Rushing Touchdowns 3; at Indiana, 11/5/22
Longest Rush.....59; at Rutgers, 11/19/22
Receptions 4; Twice: Last at Purdue, 11/16/24
Receiving Yards 72; at Indiana, 11/5/22
Receiving Touchdowns 1; Four Times: Last at Purdue, 1/16/24
Longest Reception 45; at Indiana, 11/5/22




LIAM ANDREWS

90

Defensive Tackle | 6-4 | 282
Redshirt Freshman
Brookline, Mass./Dexter School
Major: Division of Undergraduate Studies

2025 REDSHIRT FRESHMAN SEASON

Season: Played in one game.



TYLER ARMSTEAD

35

Cornerback | 6-1 | 170
Redshirt Freshman
Canonsburg, Pa./Canon-McMillan
Major: Division of Undergraduate Studies

2025 REDSHIRT FRESHMAN SEASON

Season: Played in one game.



RYAN BARKER

94

Kicker | 6-2 | 200
Redshirt Sophomore
Landenberg, Pa./Kennett
Major: Division of Undergraduate Studies

CAREER NOTES & RECORDS

Career: Extra-Point Percentage (98.1; 7th).

Season: 2024: Tied for third in a single season at Penn State in field goal percentage (83.3) and 10th in extra points made (48).

Game: Rankings: 2024: Made four field goals in the win at USC (10/12), tied for the fifth-most makes in a single game at Penn State. Notable: 2024: The four field goal makes at USC were the most for a Penn State kicker since Tyler Davis made four at Rutgers in 2016...His 36-yard game-winner against the Trojans was Penn State's first game-winning field goal since Sam Ficken's 36-yarder against UCF in 2014

2025 REDSHIRT SOPHOMORE SEASON

Season: Has appeared in one game...Recorded four field goals with a long of 39 yards.

Nevada (8/30): Matched career best with four field goals made, including makes of 28, 28, 32 and 39 yards...Added three extra points.

BARKER'S CAREER KICKING STATISTICS

	FGM-A	%	0-19	20-29	30-39	40-49	50+	LG	XP	PTS
2024	15-18	83.3	-	4-4	5-5	6-8	0-1	49	48-49	93
2025	4-4	100%	-	2-2	2-2	-	-	39	3-3	15
Career	19-22	86.4	-	6-6	7-7	6-8	0-1	49	51-52	108

BARKER'S CAREER KICKOFF STATISTICS

	KO	Yds.	Avg.	TB	OB
2024	1	61	61.0	-	-
2025	-	-	-	-	-
Career	1	61	61.0	-	-

BARKER'S CAREER HIGHS

Points Scored..... 15; at USC, 10/12/24
Field Goals Made..... 4; Two Times: Last Nevada, 8/30/25
Field Goals Attempted..... 4; Two Times: Last Nevada, 8/30/25
PATs Made 7; at Purdue, 11/16/24
PATs Attempted 7; at Purdue, 11/16/24
Longest Field Goal..... 49; Maryland, 11/30/24
Kickoffs..... 1; Kent State, 9/21/24
Kickoff Yards 61; Kent State, 9/21/24
Kickoff Average..... 61.0; Kent State, 9/21/24



ANTOINE BELGRAVE-SHORTER

3

Safety | 6-0 | 198
Redshirt Freshman
Jacksonville, Fla./Mandarin
Major: Division of Undergraduate Studies

2025 REDSHIRT FRESHMAN SEASON

Season: Started in one game...Made two total tackles.


Nevada (8/30): Made one solo tackle and helped on another.

BELGRAVE-SHORTER'S CAREER STATISTICS

	UT-AT	TT	FF	FR	I	PBU	SACK	TFL
2024	3-3	6	-	-	-	-	-	-
2025	1-1	2	-	-	-	-	-	-
Career	4-4	8	-	-	-	-	-	-

BELGRAVE-SHORTER'S CAREER HIGHS

Tackles..... 3; at Purdue, 11/16/24



ALEX BIRCHMEIER

63

Offensive Line | 6-5 | 312
Redshirt Sophomore
Ashburn, Va./Broad Run
Major: Advertising and Public Relations

2025 REDSHIRT SOPHOMORE SEASON

Season: Has played in one game.



ETHAN BLACK 82

Wide Receiver | 5-9 | 180
Redshirt Sophomore
Davidsville, Pa./Conemaugh Township
Major: Integrative Science

> 2025 > REDSHIRT SOPHOMORE SEASON

Season: Has played in one game.



TY BLANDING 39

Defensive Tackle | 6-1 | 295
Redshirt Sophomore
Bronx, N.Y./Christ the King
Major: Media Studies

> 2025 > REDSHIRT SOPHOMORE SEASON

Season: Has played in one game.

Nevada (8/30): Recorded one solo tackle.

BLANDING'S CAREER STATISTICS

	UT-AT	TT	FF	FR	I	PBU	SACK	TFL
2023	-	-	-	-	-	-	-	-
2024	2-1	3	-	-	-	-	-	1.0-1
2025	1-0	1	-	-	-	-	-	1.0-5
Career	3-1	4	-	-	-	-	-	2.0-6

> BLANDING'S CAREER HIGHS

Tackles.....2; Maryland, 11/30/24
Tackles For Loss.....1.0; Twice: Last Nevada, 8/30/25



AMARE CAMPBELL 24

Linebacker | 6-0 | 230
Junior
Manassas, Va./Unity Reed/North Carolina
Major: Recreation, Park and Tourism Management

> 2025 > JUNIOR SEASON

Season: Started in one game...Totaled six tackles, including three solo.

Nevada (8/30): Led the defense with six tackles (three solo).

CAMPBELL'S CAREER STATISTICS

	UT-AT	TT	FF	FR	I	PBU	SACK	TFL
2023*	11-3	14	-	-	1-19	-	1.0-4	2.0-5
2024*	45-31	76	1	-	-	2	6.5-40	10.5-53
2025	3-3	6	-	-	-	-	-	-
Career	59-37	96	1	-	1-19	2	7.5-44	12.5-58

> CAMPBELL'S CAREER HIGHS

Tackles.....9; NC State, 11/30/24*
Tackles for Loss.....1.5; Twice: Last NC State, 11/30/24*
Sacks.....2.0; at Florida State, 11/2/24*
Forced Fumbles.....1; at Minnesota, 8/29/24*
Interceptions.....1; Syracuse, 10/7/23*
Pass Breakups.....1; Twice: Last Pitt, 10/5/24*

* at North Carolina (2023-24)



LIAM CLIFFORD 2

Wide Receiver | 6-1 | 205
Redshirt Senior
Maineville, Ohio/St. Xavier
Major: Advertising and Public Relations

> 2025 > REDSHIRT SENIOR SEASON

Season: Has played in one game.

CLIFFORD'S CAREER STATISTICS

	Att.-Yds.	Avg.	TD	LG	Rec.-Yds.	Avg.	TD	LG
2022	-	-	-	-	8-89	11.1	-	20
2023	-	-	-	-	13-130	10.0	-	33
2024	1-12	12.0	-	12	18-286	15.9	1	57
2025	-	-	-	-	-	-	-	-
Career	1-12	12.0	-	12	39-505	12.9	1	57

CLIFFORD'S CAREER RETURN STATISTICS

	KR-Yds.	Avg.	TD	LG	PR-Yds.	Avg.	TD	LG
2024	-	-	-	-	1-6	6.0	-	6
2025	-	-	-	-	-	-	-	-
Career	-	-	-	-	1-6	6.0	-	6

> CLIFFORD'S CAREER HIGHS

Receptions.....3; Six Times: Last at Wisconsin, 10/26/24
Receiving Yards.....107; UCLA, 10/5/24
Touchdowns.....1; Kent State, 9/21/24
Longest Reception.....57; UCLA, 10/5/24
Punt Returns.....1; at Minnesota, 11/23/24
Punt Return Yards.....6; at Minnesota, 11/23/24
Long Punt Return.....6; at Minnesota, 11/23/24




CHAZ COLEMAN 19

Defensive End | 6-4 | 246
Freshman
Warren, Ohio/Warren G. Harding
Major: Division of Undergraduate Studies

> 2025 > FRESHMAN SEASON

Season: Has played in one game.



AUDAVION COLLINS2

Cornerback | 5-11 | 180
Redshirt Junior
Covington, Ga./Newton/Mississippi State
Major: Telecommunications

2025 > REDSHIRT JUNIOR SEASON

Season: Started in one game...Totaled four solo tackles.

Nevada (8/30): Recorded four solo tackles.

COLLINS' CAREER STATISTICS

	UT-AT	TT	FF	FR	I	PBU	SACK	TFL
2023	3-0	3	-	-	-	-	-	1.0-1
2024	19-7	26	-	-	1	1	1.0-11	2.0-13
2025	4-0	4	-	-	-	-	-	-
Career	26-7	33	-	-	1	1	1.0-11	3.0-14

COLLINS' CAREER HIGHS

Tackles.....5; Twice: Last vs. Boise State, 12/31/24
Tackles for Loss 1.0; Twice: Last: SMU, 12/21/24
Sacks 1.0; Washington, 11/9/24
Interceptions..... 1; Maryland, 11/30/24
Pass Breakups 1; vs. Oregon, 12/7/24




DE'ANDRE COOK94

Defensive Tackle | 6-4 | 288
Redshirt Freshman
Washington, D.C./Friendship Collegiate Academy
Major: Division of Undergraduate Studies

2025 > REDSHIRT FRESHMAN SEASON

Season: Has played in one game.



COOPER COUSINS50

Offensive Line | 6-6 | 314
Sophomore
Erie, Pa./McDowell
Major: Division of Undergraduate Studies

2025 > SOPHOMORE SEASON

Awards: Preseason: Allstate Wuerffel Trophy Watch List...Allstate Good Works Team Nominee.

Season: Has played in one game.

Nevada (8/30): Penn State offense totaled 438 yards on 71 plays (6.2 yards per play)...Offense threw for 303 yards and rushed for 135 yards while not allowing a sack.



AMIEL DAVIS30

Running Back | 6-0 | 218
Redshirt Senior
Voorhees, N.J./Eastern Regional/Marist College
Major: Biobehavioral Health

2025 > REDSHIRT SENIOR SEASON

Season: Has played in one game.



NICK DAWKINS53

Offensive Line | 6-4 | 299
Redshirt Senior+
Allentown, Pa./Parkland
Major: Organization Development and Change Essentials

CAREER NOTES & RECORDS

Notables: 2024 Awards: Won the Wuerffel Trophy... Named captain of the Allstate Good Works Team... All-Big Ten Honorable Mention.

2025 > REDSHIRT SEASON+

Awards: Preseason: CBS Preseason All-America Second Team.

Season: Has started in one game...Voted team captain.

Nevada (8/30): Penn State offense totaled 438 yards on 71 plays (6.2 yards per play)...Offense threw for 303 yards and rushed for 135 yards while not allowing a sack.



DOMINIC DELUCA0

Linebacker | 6-1 | 224
Redshirt Senior
West Pittston, Pa./Wyoming Area
Major: Agribusiness Management

2025 > REDSHIRT SENIOR SEASON

Season: Has played in one game...Totaled two tackles and one sack...Voted team captain.

Nevada (8/30): Totaled two tackles, including a solo sack.

DELUCA'S CAREER STATISTICS

	UT-AT	TT	FF	FR	I	PBU	SACK	TFL
2022	18-11	29	-	-	-	1	1.0-3	2.0-6
2023	17-12	29	2	-	2	3	1.0-5	4.5-14
2024	21-19	40	-	-	3	1	0.5-4	3.0-6
2025	1-1	2	-	-	-	-	1-1	1-1
Career	57-43	100	2	-	5	5	3.5-13	11.5-28

DELUCA'S CAREER HIGHS

Tackles.....6; at Illinois, 9/16/23
Tackles for Loss 1.5; Twice: Last Ohio State, 11/2/24
Sacks 1; Three Times: Last Nevada, 8/30/25
Forced Fumbles 1; Twice: Last Iowa, 9/23/23
Interceptions..... 2; SMU, 12/21/24
Long Interception Return 35; at Maryland, 11/4/23
Pass Breakups 1; Five Times: Last vs. Oregon, 12/7/24
Blocked Kicks 1; Twice: Last UMass, 10/14/23



TYSEER DENMARK 4

Wide Receiver | 5-10 | 190
Sophomore
Philadelphia, Pa./Imhotep Charter
Major: Division of Undergraduate Studies

> 2025 > SOPHOMORE SEASON

Season: Has played in one game...Owns two catches for 17 yards.
Nevada (8/30): Made two grabs for 17 yards.

DENMARK'S CAREER STATISTICS

	Att.-Yds.	Avg.	TD	LG	Rec.-Yds.	Avg.	TD	LG
2024	1-(-4)	-4.0	-	-	2-28	14.0	1	15
2025	-	-	-	-	2-17	8.5	-	11
Career	1-(-4)	-4.0	-	-	4-45	11.3	1	15

> DENMARK'S CAREER HIGHS

Receptions.....2; Nevada, 8/30/25
Receiving Yards.....17; Nevada, 8/30/25
Receiving Touchdowns.....1; Maryland, 11/30/24
Longest Reception.....15; Maryland, 11/30/24
Rushing Attempts.....1; at Purdue, 11/16/24



DANI DENNIS-SUTTON 33

Defensive End | 6-5 | 265
Senior
Millsboro, Del./McDonogh School (Md.)
Major: Telecommunications

> CAREER NOTES & RECORDS

Career: Tied for seventh at PSU with six forced fumbles...Seven career games with multiple tackles for loss.

> 2025 > SENIOR SEASON

Awards: *Preseason*: Bednarik Award Watch List.
Season: Started in one game...Owns five tackles (4 solo), 2.5 tackles for loss, one sack, two forced fumbles and one pass breakup...Coaching Staff Player of the Week (Nevada - 8/30).
Nevada (8/30): Tallied five tackles (4 solo) with 2.5 tackles for loss, one sack and a pass breakup...Recorded career-high two forced fumbles, becoming first Nittany Lion to force multiple fumbles in a game since Micah Parsons in the 2019 Cotton Bowl.

DENNIS-SUTTON'S CAREER STATISTICS

	UT-AT	TT	FF	FR	I	PBU	SACK	TFL
2022	11-6	17	-	-	1	1	3.0-21	3.5-22
2023	17-9	26	2	1	-	1	3.5-29	6.0-33
2024	24-18	42	2	1	1	3	8.5-48	13.0-56
2025	4-1	5	2	-	-	1	1-7	2.5-18
Career	52-33	85	6	2	2	5	16.0-105	25-129

> DENNIS-SUTTON'S CAREER HIGHS

Tackles.....6; Four Times: Last vs. Notre Dame, 1/9/25
Tackles for Loss.....2.5; Two Times: Last Nevada, 8/30/25
Sacks.....2; Twice: Last vs. Notre Dame, 1/9/25
Forced Fumbles.....2; Nevada, 8/30/25
Fumble Recoveries.....1; Twice: Last at West Virginia, 8/31/24
Interceptions.....1; Twice: Last vs. Notre Dame, 1/9/25
Long Interception Return.....20; at Indiana, 11/5/22
Pass Breakups.....2; UCLA, 10/5/24



KHALIL DINKINS 16

Tight End | 6-4 | 250
Redshirt Senior
Wexford, Pa./North Allegheny
Major: Telecommunications

> 2025 > REDSHIRT SENIOR SEASON

Season: Started in one game.
Nevada (8/30): Had one catch for 24 yards.

DINKINS' CAREER STATISTICS

	Att.-Yds.	Avg.	TD	LG	Rec.-Yds.	Avg.	TD	LG
2022	-	-	-	-	4-53	13.3	1	28
2023	-	-	-	-	5-57	11.4	2	16
2024	-	-	-	-	14-122	8.7	2	23
2025	-	-	-	-	1-24	24.0	-	24
Career	-	-	-	-	24-256	10.7	5	28

> DINKINS' CAREER HIGHS

Receptions.....3; Maryland, 11/30/24
Receiving Yards.....36; Maryland, 11/30/24
Receiving Touchdowns.....1; Five Times: Last at Wisconsin, 10/26/24
Longest Reception.....28; Ohio, 9/10/22



KOLIN DINKINS 31

Safety | 6-2 | 201
Redshirt Junior
Wexford, Pa./North Allegheny
Major: Telecommunications

> 2025 > REDSHIRT JUNIOR SEASON

Season: Played in one game... Totaled two tackles and one tackle for loss.
Nevada (8/30): Recorded two tackles, including one solo and one for loss.

DINKINS' CAREER STATISTICS

	UT-AT	TT	FF	FR	I	PBU	SACK	TFL
2023	1-0	1	-	-	-	-	-	-
2024	6-1	7	-	-	-	-	-	-
2025	1-1	2	-	-	-	-	-	1-1
Career	8-2	10	-	-	-	-	-	1-1

> DINKINS' CAREER HIGHS

Tackles.....2; Twice: Last Nevada, 8/30/25
Tackles for Loss.....1; Nevada, 8/30/25

DURANT'S CAREER STATISTICS

	UT-AT	TT	FF	FR	I	PBU	SACK	TFL
2022	1-4	5	-	-	-	-	1.0-8	1.0-8
2023	12-5	17	-	1	-	-	2.0-17	5.5-28
2024	22-20	42	-	-	-	1	3.0-27	11.0-50
2025	0-1	1	-	-	1	-	-	0.5-1
Career	35-30	66	-	1	1	1	6.0-52	18-87

DURANT'S CAREER HIGHS

Tackles..... 5; Twice: Last at Minnesota, 11/23/24
Tackles for Loss 3.0; at Northwestern, 9/30/23
Sacks 1; Five Times: Last Illinois, 9/28/24
Interceptions..... 1; Nevada, 8/30/25
Fumble Recoveries 1; at Maryland, 11/4/23
Pass Breakups 1; Kent State, 9/21/24



DARYUS DIXSON 5

Cornerback | 6-0 | 195
Freshman
Perris, Calif./Mater Dei
Major: Division of Undergraduate Studies

2025 FRESHMAN SEASON

Season: Has played in one game...Has two tackles.

DIXSON'S CAREER STATISTICS

	UT-AT	TT	FF	FR	I	PBU	SACK	TFL
2025	2-0	2	-	-	-	-	-	-
Career	2-0	2	-	-	-	-	-	-

DIXSON'S CAREER HIGHS

Tackles..... 2; Nevada, 8/30/25



ANTHONY DONKOH 68

Offensive Line | 6-5 | 323
Redshirt Sophomore
Aldie, Va./Lightridge
Major: Division of Undergraduate Studies

2025 REDSHIRT SOPHOMORE SEASON

Season: Started in one game.

Nevada (8/30): Penn State offense totaled 438 yards on 71 plays (6.2 yards per play)...Offense threw for 303 yards and rushed for 135 yards while not allowing a sack.



ANDREW DUFAULT 92

Long Snapper | 6-1 | 240
Redshirt Freshman
Medfield, Mass./Xaverian Brothers
Major: Division of Undergraduate Studies

2025 REDSHIRT FRESHMAN SEASON

Season: Appeared in one game.



ZANE DURANT 28

Defensive Tackle | 6-1 | 287
Senior
Lake Nona, Fla./Lake Nona
Major: Human Development and Family Studies

2025 SENIOR SEASON

Awards: Preseason: Bednarik Award Watch List... Bronko Nagurski Trophy Watch List...Lombardi Trophy Watch List...Outland Trophy Watch List...Associated Press Preseason All-America First Team... The Sporting News Preseason All-America...Walter Camp Preseason All-America...CBS Preseason All-America First Team...The Athletic Preseason All-America First Team.

Season: Started in one game...Tallied one tackle, a half-tackle for loss and first career interception.

Nevada (8/30): Posted a half-tackle for loss and recorded first career interception.



TYLER DUZANSKY 48

Long Snapper | 6-4 | 225
Redshirt Senior
Glen Ellyn, Ill./St. Francis Prep
Major: Supply Chain and Information Systems

2025 REDSHIRT SENIOR SEASON

Awards: Preseason: Patrick Mannelly Award Watch List.

Season: Has played in one game.

DUZANSKY'S CAREER STATISTICS

	UT-AT	TT	FF	FR	I	PBU	SACK	TFL
2022	-	-	-	-	-	-	-	-
2023	5-1	6	-	-	-	-	-	-
2024	1-0	1	-	-	-	-	-	-
2025	-	-	-	-	-	-	-	-
Career	6-1	7	-	-	-	-	-	-

DUZANSKY'S CAREER HIGHS

Tackles..... 2; Twice: Last vs. Ole Miss, 12/30/23



AARON ENTERLINE 86

Wide Receiver | 6-2 | 182
Redshirt Freshman
Manheim, Pa./Manheim Central
Major: Division of Undergraduate Studies

2025 REDSHIRT FRESHMAN SEASON

Season: Played in one game.



ALONZO FORD JR. 50

Defensive Tackle | 6-2 | 304
Redshirt Senior+
Richmond, Va./Varina/Old Dominion
Major: Criminology

2025 REDSHIRT SENIOR+ SEASON

Season: Started in one game.

FORD'S CAREER STATISTICS

	UT-AT	TT	FF	FR	I	PBU	SACK	TFL
2021*	11-27	38	1	1	-	-	0.5-3	2.5-5
2022*	14-18	32	-	-	-	-	3.5-25	5.0-28
2023	-	-	-	-	-	-	-	-
2024	7-9	16	-	-	-	-	-	3.5-4
2025	-	-	-	-	-	-	-	-
Career	32-54	86	1	1	-	-	4.0-28	11.0-37

FORD'S CAREER HIGHS

Tackles.....7; Twice: Last UCLA, 10/5/24
Tackles for Loss2.0; Three Times: Last at Wisconsin, 10/26/24
Sacks.....2.0; Liberty, 10/1/22*
Forced Fumbles.....1; at Wake Forest, 9/3/21*
Fumble Recoveries1; Buffalo, 9/25/21*

* at Old Dominion (2021-22).*



FINN FURMANEK 89

Tight End | 6-3 | 252
Redshirt Sophomore
State College, Pa./State College Area
Major: Division of Undergraduate Studies

2025 REDSHIRT SOPHOMORE SEASON

Season: Played in one game.



XAVIER GILLIAM 54

Defensive Tackle | 6-2 | 300
Redshirt Freshman
Montgomery Village, Md./Quince Orchard
Major: Division of Undergraduate Studies

2025 REDSHIRT FRESHMAN SEASON

Season: Played in one game.

GILLIAM'S CAREER STATISTICS

	UT-AT	TT	FF	FR	I	PBU	SACK	TFL
2024	1-0	1	-	-	-	-	-	-
2025	-	-	-	-	-	-	-	-
Career	1-0	1	-	-	-	-	-	-

GILLIAM'S CAREER HIGHS

Tackles.....1; Maryland, 11/30/24



ETHAN GRUNKEMEYER 17

Quarterback | 6-2 | 207
Redshirt Freshman
Lewis Center, Ohio
Major: Business

2025 REDSHIRT FRESHMAN SEASON

Season: Played in one game...Has completed 7-of-9 passes for 86 yards and added three rushes for 8 yards and a touchdown.

Nevada (8/30): Scored first career rushing touchdown on a 6-yard run...Completed 7-of-9 passes for 86 yards.

GRUNKEMEYER'S CAREER PASSING STATISTICS

	C-A	Yds.	%	TD-INT	YPG	LG
2024	1-2	9	50.0	0-1	9.0	9
2025	7-9	86	77.8	0-0	86.0	26
Career	8-11	95	72.7	0-1	47.5	26

GRUNKEMEYER'S CAREER OFFENSIVE STATISTICS

	Att.-Yds.	Avg.	TD	LG	Rec.-Yds.	Avg.	TD	LG
2024	-	-	-	-	-	-	-	-
2025	3-8	2.7	1	6	-	-	-	-
Career	3-8	2.7	1	6	-	-	-	-

GRUNKEMEYER'S CAREER HIGHS

Pass Completions.....7; Nevada, 8/30/25
Pass Attempts9; Nevada, 8/30/25
Passing Yards.....86; Nevada, 8/30/25
Long Pass26; Nevada, 8/30/25

Rushing Attempts3; Nevada, 8/30/25
Rushing Yards.....8; Nevada, 8/30/25
Rushing Touchdowns1; Nevada, 8/30/25
Longest Rush.....6; Nevada, 8/30/25



A.J. HARRIS 4

Cornerback | 6-1 | 186
Junior
Phenix City, Ala./Central/Georgia
Major: Division of Undergraduate Studies

2025 JUNIOR SEASON

Awards: Preseason: Bednarik Award Watch List...Lott IMPACT Trophy Watch List...Bronko Nagurski Trophy Watch List

Season: Started in one game...Owns one tackle and one fumble recovery.

Nevada (8/30): Posted a solo tackle in addition to first career fumble recovery.

HARRIS' CAREER STATISTICS

	UT-AT	TT	FF	FR	I	PBU	SACK	TFL
2023*	3-5	8	-	-	-	-	-	-
2024	28-20	48	-	-	1	5	-	4.0-8
2025	1-0	1	-	1	-	-	-	-
Career	32-25	57	-	1	1	5	-	4.0-8

HARRIS' CAREER HIGHS

Tackles.....	7; Oregon, 12/7/24
Tackles for Loss	1.0; Four Times: Last vs. Oregon, 12/7/24
Fumble Recovery	1; Nevada, 8/30/25
Interceptions.....	1; Illinois, 9/28/24
Pass Breakups	1; Five Times: Last Notre Dame, 1/9/25

* at Georgia (2023)



JAYLEN HARVEY 44

Defensive End | 6-2 | 246
Redshirt Freshman
Gaithersburg, Md./Quince Orchard
Major: Division of Undergraduate Studies

2025 REDSHIRT FRESHMAN SEASON

Season: Started in one game.

HARVEY'S CAREER STATISTICS

	UT-AT	TT	FF	FR	I	PBU	SACK	TFL
2024	2-0	2	-	-	-	-	-	1.0-1
2025	-	-	-	-	-	-	-	-
Career	2-0	2	-	-	-	-	-	1.0-1

HARVEY'S CAREER HIGHS

Tackles.....	1; Twice: Last: Maryland, 11/30/24
Tackles for Loss	1; at Purdue, 11/16/24



TYLER HOLZWORTH 34

Running Back | 6-0 | 222
Redshirt Senior
Milford, N.J./Delaware Valley Regional/Delaware Valley
Major: Agribusiness Management

2025 REDSHIRT SENIOR SEASON

Season: Played in one game...Recorded one tackle on kickoff coverage.

HOLZWORTH'S CAREER STATISTICS

	Att.-Yds.	Avg.	TD	LG	Rec.-Yds.	Avg.	TD	LG
2022	6-19	3.2	-	7	2-16	8.0	-	9
2023	3-4	1.3	-	-	-	-	-	-
2024	-	-	-	-	-	-	-	-
2025	-	-	-	-	-	-	-	-
Career	9-23	2.6	-	7	2-16	8.0	-	9

HOLZWORTH'S CAREER HIGHS

Rushing Attempts	3; Twice: Last Delaware, 9/9/23
Rushing Yards.....	14; Maryland, 11/12/22
Longest Rush.....	7; Maryland, 11/12/22

Receptions.....	1; Twice: Last Maryland, 1/12/22
Receiving Yards.....	9; at Indiana, 11/5/22
Longest Reception	9; at Indiana, 11/5/22



KOBY HOWARD 3

Wide Receiver | 5-11 | 196
Freshman
Pensacola, Fla./Chaminade-Madonna Prep
Major: Division of Undergraduate Studies

2025 FRESHMAN SEASON

Season: Played in one game.



KYRON HUDSON 11

Wide Receiver | 6-1 | 213
Redshirt Senior
Duarte, Calif./Mater Dei/USC
Major: Human Development and Family Studies

2025 REDSHIRT SENIOR SEASON

Season: Started in one game...Recorded six catches for 89 yards including one touchdown catch.

Nevada (8/30): Tallied six receptions for a career-best 89 yards, including a 31-yard touchdown.

HUDSON'S CAREER STATISTICS

	Att.-Yds.	Avg.	TD	LG	Rec.-Yds.	Avg.	TD	LG
2021*	-	-	-	-	2-4	2.0	-	5
2022*	-	-	-	-	15-152	10.1	3	29
2023*	-	-	-	-	17-189	11.1	2	33
2024*	-	-	-	-	38-462	12.2	3	39
2025	-	-	-	-	6-89	14.8	1	31
Career	-	-	-	-	78-869	11.5	9	39

HUDSON'S CAREER HIGHS

Receptions.....	6; Two Times: Last Nevada, 8/30/25*
Receiving Yards.....	89; Nevada, 8/30/25*
Receiving Touchdowns	1; Nine Times: Last Nevada, 8/30/25*
Longest Reception	39; at UCLA, 11/23/24*

* at USC (2022-24)



OLAIVAVEGA IOANE 71

Offensive Line | 6-4 | 328
Redshirt Junior
Graham, Wash./Graham-Kapowsin
Major: Telecommunications

2025 REDSHIRT JUNIOR SEASON

Awards: Preseason: Lombardi Award Watch List...Outland Trophy Watch List...Polynesian Player of the Year Award Watch List...Associated Press Preseason All-America First Team...The Sporting News Preseason All-America...Walter Camp Preseason All-America...ESPN Preseason All-America First Team...CBS Preseason All-American First Team...The Athletic Preseason All-America First Team.

Season: Started in one game.

Nevada (8/30): Penn State offense totaled 438 yards on 71 plays (6.2 yards per play)...Offense threw for 303 yards and rushed for 135 yards while not allowing a sack.



ANTHONY IVEY 12

Wide Receiver | 5-11 | 191
Redshirt Junior
Lancaster, Pa./Manheim Township
Major: Telecommunications

> 2025 > REDSHIRT JUNIOR SEASON

Season: Played in one game.

IVEY'S CAREER STATISTICS

	Att.-Yds.	Avg.	TD	LG	Rec.-Yds.	Avg.	TD	LG
2024	-	-	-	-	1-15	15.0	-	15
2025	-	-	-	-	-	-	-	-
Career	-	-	-	-	1-15	15.0	-	15

> IVEY'S CAREER HIGHS

Receptions.....1; Kent State, 9/21/24
Receiving Yards.....15; Kent State, 9/21/24
Longest Reception.....15 yards; Kent State, 9/21/24



KARI JACKSON 30

Linebacker | 6-1 | 240
Redshirt Freshman
West Bloomfield, Mich./West Bloomfield
Major: Division of Undergraduate Studies

> 2025 > REDSHIRT FRESHMAN SEASON

Season: Played in one game.



JAHMIR JOSEPH 23

Cornerback | 6-0 | 193
Freshman
Nyack, N.Y./St. Joseph Regional (N.J.)
Major: Division of Undergraduate Studies

> 2025 > FRESHMAN SEASON

Season: Played in one game...Tallied a solo tackle.

Nevada (8/30): Recorded one tackle.

JOSEPH'S CAREER STATISTICS

	UT-AT	TT	FF	FR	I	PBU	SACK	TFL
2025	1-0	1	-	-	-	-	-	-
Career	1-0	1	-	-	-	-	-	-

> JOSEPH'S CAREER HIGHS

Tackles.....1; Nevada, 8/30/25



YVAN KEMAJOU 99

Defensive End | 6-3 | 251
Redshirt Sophomore
Burtonsville, Md./Paint Branch
Major: Division of Undergraduate Studies

> 2025 > REDSHIRT SOPHOMORE SEASON

Season: Played in one game.



KARSON KIESEWETTER 28

Cornerback | 5-10 | 200
Redshirt Sophomore
Altoona, Pa./Bishop Guilfoyle
Major: Division of Undergraduate Studies

> 2025 > REDSHIRT SOPHOMORE SEASON

Season: Appeared in one game



DEJUAN LANE 10

Safety | 6-2 | 206
Sophomore
Jessup, Md./Gilman School
Major: Division of Undergraduate Studies

> 2025 > SOPHOMORE SEASON

Season: Played in one game...Tallied two tackles and one sack.

Nevada (8/30): Had two solo tackles including one for a loss of seven yards...Recorded first career sack.

LANE'S CAREER STATISTICS

	UT-AT	TT	FF	FR	I	PBU	SACK	TFL
2024	8-6	14	-	-	1	3	-	-
2025	2-0	2	-	-	-	-	1	1.0-7
Career	10-6	16	-	-	1	3	1	1.0-7

> LANE'S CAREER HIGHS

Tackles.....4; UCLA, 10/5/24
Tackles for Loss.....1.0; Nevada, 8/30/25
Sacks.....1.0; Nevada, 8/30/25
Pass Breakups.....1; Three times; Last: SMU, 12/22/24
Interceptions.....1; Maryland, 11/30/24
Long Interception Return.....54; Maryland, 11/30/24



KING MACK 16

Safety | 5-10 | 189
Junior
Miami, Fla./St. Thomas Aquinas
Major: Division of Undergraduate Studies

> 2025 > JUNIOR SEASON

Season: Played in one game...Tallied two tackles (one solo)...Has two kick returns for 88 yards, including a 73-yard return against Nevada...Coaching Staff Player of the Week (Nevada - 8/30).

Nevada (8/30): Had two kick returns, including his first career return for 73 yards...Contributed two total tackles including one solo.

MACK'S CAREER STATISTICS

	UT-AT	TT	FF	FR	I	PBU	SACK	TFL
2023	2-1	3	-	-	-	-	-	-
2024*	7-7	14	-	-	-	-	-	-
2025	1-1	2	-	-	-	-	-	-
Career	10-9	19	-	-	-	-	-	-

MACK'S CAREER RETURN STATISTICS

	KR-Yds.	Avg.	TD	LG	PR-Yds.	Avg.	TD	LG
2023	-	-	-	-	-	-	-	-
2024*	-	-	-	-	-	-	-	-
2025	2-88	44.0	-	73	-	-	-	-
Career	2-88	44.0	-	73	-	-	-	-

MACK'S CAREER HIGHS

Tackles.....2; Six Times: Last Nevada, 8/30/25
Kick Returns.....2; Nevada, 8/30/25
Kick Return Yards.....88; Nevada, 8/30/25
Long Kick Return.....73 yards; Nevada, 8/30/25

* at Alabama (2024)



BOBBY MEARS 93

Defensive End | 6-4 | 250
Redshirt Sophomore
West Chester, Pa./Malvern Prep
Major: Division of Undergraduate Studies

2025 REDSHIRT SOPHOMORE SEASON

Season: Played in one game.



DAKAARI NELSON 8

Linebacker | 6-3 | 233
Redshirt Sophomore
Livingston, Ala./Selma
Major: Division of Undergraduate Studies

2025 REDSHIRT SOPHOMORE SEASON

Season: Played in one game.

Nevada (8/30): Recorded one solo tackle.

NELSON'S CAREER STATISTICS

	UT-AT	TT	FF	FR	I	PBU	SACK	TFL
2023	-	-	-	-	-	-	-	-
2024	4-1	5	-	-	-	-	-	-
2025	1-0	1	-	-	-	-	-	-
Career	5-1	6	-	-	-	-	-	-

NELSON'S CAREER HIGHS

Tackles.....2; at Purdue, 11/16/24



GABRIEL NWOSU 99

Punter | 6-6 | 297
Redshirt Senior
Derwood, Md./The Bullis School
Major: Supply Chain and Information Systems

2025 SENIOR SEASON

Season: Appeared in one game... Recorded nine kickoffs for 570 yards.

Nevada (8/30): Kicked off nine times and averaged 63.3 yards per kick.

NWOSU'S CAREER KICKOFF STATISTICS

	KO	Yds.	Avg.	TB	OB
2022	18	1,138	63.2	7	1
2023	76	4,840	63.7	50	2
2024	98	6,223	63.5	60	3
2025	9	570	63.3	5	0
Career	201	12,771	63.5	123	6

NWOSU'S CAREER PUNTING STATISTICS

	Punts	Yards	Avg.	I-20	FC	50+	LG	BLK
2022	2	68	34.0	-	-	-	36	-
2023	-	-	-	-	-	-	-	-
2024	-	-	-	-	-	-	-	-
2025	-	-	-	-	-	-	-	-
Career	2	68	34.0	-	-	-	36	-

NWOSU'S CAREER HIGHS

Kickoffs.....10; at Maryland, 11/4/23
Kickoff Yards.....626; at Maryland, 11/4/23
Kickoff Average.....66.2; at Ohio State, 11/2/24
Touchbacks.....8; at Maryland. 11/4/23
Punts.....2; at Indiana, 11/5/22
Punt Yards.....68; at Indiana, 11/5/22
Punt Average.....34; at Indiana, 11/5/22
Longest Punt.....36; at Indiana, 11/5/22




CHIMDY ONOH 55

Offensive Line | 6-5 | 321
Redshirt Sophomore
Baltimore, Md./Dundalk
Major: Division of Undergraduate Studies

2025 REDSHIRT SOPHOMORE SEASON

Season: Played in one game.



MATTHEW PARKER 98

Kicker | 6-0 | 220
Freshman
York, Pa./Central York
Major: Division of Undergraduate Studies

2025 FRESHMAN SEASON

Season: Played in one game.

PARKER'S CAREER KICKING STATISTICS


	FGM-A	%	0-19	20-29	30-39	40-49	50+	LG	XP	PTS
2025	-	-	-	-	-	-	-	-	1-1	1
Career	-	-	-	-	-	-	-	-	1-1	1

PARKER'S CAREER KICKOFF STATISTICS

	KO	Yds.	Avg.	TB	OB
2025	1	64	64.0	-	-
Career	1	64	64.0	-	-

PARKER'S CAREER HIGHS

Points Scored.....	1; Nevada, 8/30/25
PATs Made.....	1; Nevada, 8/30/25
PATs Attempted.....	1; Nevada, 8/30/25
Kickoffs.....	1; Nevada, 8/30/25
Kickoff Yards.....	64; Nevada, 8/30/25
Kickoff Average.....	64.0; Nevada, 8/30/25



LAMONT PAYNE JR. 27

Safety | 6-0 | 192
Redshirt Sophomore
Carnegie, Pa./Chartiers Valley
Major: Division of Undergraduate Studies

2025 REDSHIRT SOPHOMORE SEASON

Season: Played in one game.



TREBOR PEÑA 8

Wide Receiver | 5-10 | 187
Redshirt Senior +
Ocean Township, N.J./Ocean Township/Syracuse
Major: Organization Development and Change Essentials

2025 REDSHIRT SENIOR+ SEASON

Awards: Preseason: Biletnikoff Award Watch List...Paul Hornung Award Watch List.

Season: Started in one game...Owns seven catches for 74 yards and one rush for 13 yards...Has two punt returns for 10 yards.

Nevada (8/30): Made a team-high seven catches for 74 yards...Returned two punts.. Rushed one time for 13 yards.

PENA'S CAREER STATISTICS

	Att.-Yds.	Avg.	TD	LG	Rec.-Yds.	Avg.	TD	LG
2020*	-	-	-	-	1-(-1)	-1.0	-	-1
2021*	1-17	17.0	-	17	2-69	34.5	1	62
2022*	2-8	4.0	-	8	22-203	9.2	-	30
2023*	-	-	-	-	-	-	-	-
2024*	12-72	6.0	1	17	84-941	12.2	9	50
2025	1-13	13.0	-	13	7-74	7.0	-	18
Career	16-110	6.9	1	17	116-1286	11.1	10	62


PENA'S CAREER RETURN STATISTICS

	KR-Yds.	Avg.	TD	LG	PR-Yds.	Avg.	TD	LG
2020*	7-225	32.1	1	98	-	-	-	-
2021*	17-421	24.8	-	51	17-131	7.7	-	32
2022*	12-326	27.2	-	57	21-182	8.7	-	43
2023*	-	-	-	-	2-9	4.5	-	7
2024*	-	-	-	57	15-120	8.0	-	34
2025	-	-	-	-	2-10	5.0	-	10
Career	36-972	27.0	1	98	55-442	8.0	-	43

PENA'S CAREER HIGHS

Receptions.....	11; at Cal, 11/16/24*
Receiving Yards.....	128; Miami, 11/30/24*
Touchdowns.....	2; Three Times: Last vs. Washington State, 12/27/24*
Longest Reception.....	62 yards; Clemson, 10/15/21
Rushing Attempts.....	3; Three Times: Last vs. Washington State, 12/27/24*
Rushing Yards.....	38; vs. Washington State, 12/27/24*
Rushing Touchdowns.....	1; Ohio, 8/31/24*
Longest Rush.....	17 yards; Twice: Last vs. Washington State, 12/27/24*
Kick Returns.....	5; Wake Forest, 10/9/21*
Kick Return Yards.....	119; at Florida State, 10/2/21*
Kick Return Touchdowns.....	1; NC State, 11/28/20*
Long Kick Return.....	98 yards; NC State, 11/28/20*
Punt Returns.....	5; Clemson, 10/15/21*
Punt Return Yards.....	43; at Wake Forest, 11/19/22*
Long Punt Return.....	43 yards; at Wake Forest, 11/19/22*
All-Purpose Yards.....	128; Miami, 11/30/24*

* At Syracuse (2020-24).



ANDREW RAPPLEYEA 87

Tight End | 6-4 | 251
Redshirt Sophomore
Millbrook, N.Y./Milton Academy (Mass.)
Major: Division of Undergraduate Studies

2025 REDSHIRT SOPHOMORE SEASON

Season: Played in one game...Totalled three receptions for 33 yards.

Nevada (8/30): Made three catches for 33 yards, including a 26-yard grab.

RAPPLEYEA'S CAREER STATISTICS

	Att.-Yds.	Avg.	TD	LG	Rec.-Yds.	Avg.	TD	LG
2023	-	-	-	-	-	-	-	-
2024	-	-	-	-	-	-	-	-
2025	-	-	-	-	3-33	11.0	-	26
Career	-	-	-	-	3-33	11.0	-	26

RAPPLEYEA'S CAREER HIGHS

Receptions.....	3; Nevada, 8/30/25
Receiving Yards.....	33; Nevada, 8/30/25
Longest Reception.....	26 yards; Nevada, 8/30/25



LUKE REYNOLDS 85

Tight End | 6-4 | 250
Sophomore
Westford, Mass./Cheshire Academy (Conn.)
Major: Division of Undergraduate Studies

► 2025 ► SOPHOMORE SEASON

Season: Started in one game...Made two catches for 11 yards.

Nevada (8/30): Recorded two receptions for 11 yards.

REYNOLDS' CAREER STATISTICS

	Att.-Yds.	Avg.	TD	LG	Rec.-Yds.	Avg.	TD	LG
2024	1-32	32.0	-	32	9-111	12.3	1	24
2025	-	-	-	-	2-11	5.5	-	8
Career	1-32	32.0	-	32	11-122	11.1	1	24

► REYNOLDS' CAREER HIGHS

Receptions3; at Purdue, 11/16/24
Receiving Yards53; at Purdue, 11/16/24
Receiving Touchdowns1; at Purdue, 11/16/24
Longest Reception24 yards; at Purdue, 11/16/24
Rush Attempts1; at Minnesota, 11/23/24
Rushing Yards32; at Minnesota, 11/23/24
Longest Rush32 yards; at Minnesota, 11/23/24



TONY ROJAS 13

Linebacker | 6-2 | 230
Junior
Fairfax, Va./Fairfax
Major: Division of Undergraduate Studies

► 2025 ► JUNIOR SEASON

Season: Started in one game...Recorded three tackles, including two tackles for loss.

Nevada (8/30): Made three tackles, including two solo...Recorded two tackles for loss, totaling 13 yards.

ROJAS' CAREER STATISTICS

	UT-AT	TT	FF	FR	I	PBU	SACK	TFL
2023	8-14	22	1	-	1	-	-	3.5-6
2024	35-23	58	-	-	3	4	1.0-4	6.0-13
2025	2-1	3	-	-	-	-	-	2.0-13
Career	45-38	83	1	-	4	4	1.0-4	11.5-32

► ROJAS' CAREER HIGHS

Tackles8; UCLA, 10/5/24
Tackles for Loss2.0; Nevada, 8/30/25
Sacks1.0; at Minnesota, 11/23/24
Interceptions1; Four Times: Last vs. SMU, 12/22/24
Pass Breakups1; Four times: Last vs. Boise State, 12/31/24
Forced Fumbles1; at Maryland, 11/4/23



DEVONTE ROSS 5

Wide Receiver | 5-10 | 170
Senior
Cartersville, Ga./Cartersville/Troy
Major: Recreation, Park and Tourism Management

► 2025 ► SENIOR SEASON

Awards: Preseason: Biletnikoff Award Watch List.

Season: Played in one game...Owns one catch for 4 yards.

Nevada (8/30): Made one catch for 4 yards.

ROSS' CAREER STATISTICS

	Att.-Yds.	Avg.	TD	LG	Rec.-Yds.	Avg.	TD	LG
2022*	-	-	-	-	13-147	11.3	0	37
2023*	1-2	2.0	-	2	40-428	10.7	3	38
2024*	9-35	3.9	-	14	76-1,043	13.7	11	98
2025	-	-	-	-	1-4	4.0	-	4
Career	10-37	3.7	1	14	130-1,622	12.5	14	98

ROSS' CAREER RETURN STATISTICS

	KR-Yds.	Avg.	TD	LG	PR-Yds.	Avg.	TD	LG
2022*	-	-	-	-	-	-	-	-
2023*	11-231	21.0	-	35	1-3	3.0	-	3
2024*	13-214	16.5	-	30	9-153	17.0	1	77
2025	-	-	-	-	-	-	-	-
Career	24-445	18.5	-	35	10-156	15.6	1	77

► ROSS' CAREER HIGHS

Receptions11; Twice: Last Arkansas State, 10/26/24*
Receiving Yards229; Florida A&M, 9/21/24*
Longest Reception98; Florida A&M, 9/21/24*
Receiving Touchdowns3; Florida A&M, 9/21/24*
Rushing Attempts2; Twice: Last ULM, 9/28/24*
Rushing Yards14; Louisiana, 11/23/24*
Longest Rush14; Louisiana, 11/23/24*
Kick Returns3; at Southern Miss, 11/25/23*
Kick Return Yards64; at Southern Miss, 11/25/23*
Long Kick Return35; at Kansas State, 9/9/23*
Punt Returns3; at South Alabama, 10/5/24*
Punt Return Yards77; at Iowa, 9/14/24*
Long Punt Return77; at Iowa, 9/14/24*
Punt Return Touchdowns1; at Iowa, 9/14/24*

* at Troy (2022-24)



NOLAN RUCCI 72

Offensive Line | 6-8 | 304
Redshirt Senior
Lititz, Pa./Warwick/Wisconsin
Major: Geography

► 2025 ► REDSHIRT SENIOR SEASON:

Season: Started in one game.

Nevada (8/30): Penn State offense totaled 438 yards on 71 plays (6.2 yards per play)...Offense threw for 303 yards and rushed for 135 yards while not allowing a sack.



DOMINIC RULLI 52

Offensive Line | 6-3 | 292
Redshirt Junior
Burlington, Ky./The Taft School (Conn.)
Major: Kinesiology

► 2025 ► REDSHIRT JUNIOR SEASON

Season: Played in one game.



JOEY SCHLAFFER 18

Tight End | 6-5 | 250
Redshirt Sophomore
Reading, Pa./Exeter Township
Major: Division of Undergraduate Studies

► 2025 ► REDSHIRT SOPHOMORE SEASON

Season: Played in one game.



GARRETT SEXTON 70

Offensive Line | 6-6 | 296
Redshirt Freshman
Hartland, Wis./Arrowhead Union
Major: Division of Undergraduate Studies

► 2025 ► REDSHIRT FRESHMAN SEASON

Season: Played in one game.



TJ SHANAHAN JR. 54

Offensive Line | 6-4 | 316
Redshirt Sophomore
Orlando, Fla./Westlake/Texas A&M
Major: Organizational Leadership

► 2025 ► REDSHIRT SOPHOMORE SEASON

Season: Played in one game.

Nevada (8/30): Penn State offense totaled 438 yards on 71 plays (6.2 yards per play)...Offense threw for 303 yards and rushed for 135 yards while not allowing a sack.



DREW SHELTON 66

Offensive Line | 6-5 | 306
Junior
Downingtown, Pa./Downingtown West
Major: Recreation, Park and Tourism Management

► 2025 ► SENIOR SEASON

Season: Started in one game.

Nevada (8/30): Penn State offense totaled 438 yards on 71 plays (6.2 yards per play)...Offense threw for 303 yards and rushed for 135 yards while not allowing a sack.



NICHOLAS SINGLETON 10

Running Back | 6-0 | 224
Senior
Shillington, Pa./Governor Mifflin
Major: Recreation, Park and Tourism Management

► CAREER NOTES & RECORDS

Career: **Rankings:** Rushing Touchdowns (34; t-4th), Rushing Average (5.8; 8th), Rushing Yardage (2,931; 10th) and Rushing Attempts (507; 11th)...Owns 43 career total touchdowns (34 rushing, 8 receiving, 1 kick return), holding second all-time at Penn State. **Notable:** Eight career 100-yard rushing games...Has nine career games with multiple rushing touchdowns and two games with three rushing scores...Has 22 career 20+ yard runs, 14 30+ yards, 12 40+ yards, five 50+ yards, two 60+ yards, two 70+ yards and one 80+ yards...Singleton (2,931) and Kaytron Allen (2,920) are the second set of Penn State teammates to each have 2,000 career rushing yards, joining Lydell Mitchell (1969-71; 2,934 yards) and Franco Harris (1969-71; 2,002 yards).

Season: **Program Records Set: 2022:** Penn State freshman record 12 rushing touchdowns. **Big Ten Records Set: 2022:** Singleton (1,061) and Kaytron Allen (867) became the first true freshman teammates in Big Ten history each with 700 or more rushing yards in a single season. **Rankings: 2024:** Finished with 1,805 all-purpose yards, ranking fifth in a season at PSU...13 rushing touchdowns on the ground, good for a tie for 13th in school history and matching his mark from the 2022 season...Logged 1,099 rushing yards, good for 19th in a single season at Penn State. **2022:** Finished with 13 rushing touchdowns, tied for 13th in program history. **Notable: 2024:** Reached 1,000 rushing yards in a season for the second time in his career, joining John Cappelletti (1972, 1973), Blair Thomas (1987, 1989), Curtis Enis (1996, 1997), Evan Royster (2008, 2009) and Saquon Barkley (2015, 2016, 2017) as Nittany Lions with multiple 1,000-yard rushing seasons...Singleton and Kaytron Allen became the first Nittany Lion duo to both rush for 1,000 yards in a season...The pair also was the first Big Ten duo since Iowa's Akrum Wadley (1,081) and Leshun Daniels Jr. (1,058) in 2016 and the ninth Big Ten duo to each run for 1,000 rushing yards in a season. **2022:** Became the 14th all-time Nittany Lion to rush for 1,000 yards in a season...Joined Saquon Barkley (1,076; 2015) and D.J. Dozier (1,002; 1983) as the only PSU freshmen to reach 1,000 rushing yards in a season...With five multi-touchdown run games, became one of seven Penn State running backs to have at least five in a single season, joining Lydell Mitchell (8; 1971), Barkley (7; 2017), Curtis Enis (6; 1997), Ki-Jana Carter (6; 1994), Larry Johnson (5; 2002) and Richie Anderson (5; 1992)...Singleton and Allen became the only Penn State duo to each rush for 850-plus yards in a season and one of three 800-plus rushing yard duos: 2022 (Singleton, 1,061; Allen, 867), 2013 (Zach Zwinak, 989; Bill Belton, 803), 2005 (Tony Hunt, 1,047; Michael Robinson, 806).

Game: **Records Set:** Posted 179 rushing yards against Ohio (9/10), a Penn State record for a Beaver Stadium debut. **2022:** Tallied 70- and 44-yard touchdown runs and an additional 48-yard rush against Ohio, becoming the first Nittany Lion with multiple 40-plus yard touchdown runs in a game and three 40-plus yard runs in a game since Larry Johnson at Indiana on Nov. 16, 2002.

► 2025 ► SENIOR SEASON

Awards: **Preseason:** Doak Walker Award Watch List... Maxwell Award Watch List...Walter Camp Player of the Year Watch List...Associated Press Preseason All-America First Team...The Sporting News Preseason All-America...Walter Camp Preseason All-America...ESPN Preseason All-America First Team...CBS Preseason All-America First Team...The Athletic Preseason All-America First Team.

Season: Started in one game...Rushed eight times for 19 yards, including two touchdowns.

Nevada (8/30): Recorded touchdowns on a pair of 1-yard rushes.

SINGLETON'S CAREER STATISTICS

	Att.-Yds.	Avg.	TD	LG	Rec.-Yds.	Avg.	TD	LG
2022	156-1,061	6.8	12	87	11-85	7.7	1	22
2023	171-752	4.4	8	24	26-308	11.8	2	53
2024	172-1,099	6.4	12	58	41-375	9.1	5	27
2025	8-19	2.4	2	6	4-37	4.0	0	22
Career	507-2,931	5.8	34	87	82-805	9.8	8	53

SINGLETON'S CAREER RETURN STATISTICS

	KR-Yds.	Avg.	TD	LG	PR-Yds.	Avg.	TD	LG
2022	14-349	24.9	1	100	-	-	-	-
2023	13-313	24.1	-	51	-	-	-	-
2024	14-331	23.6	-	66	-	-	-	-
2025	-	-	-	-	-	-	-	-
Career	41-993	24.2	1	100	-	-	-	-

SINGLETON'S CAREER HIGHS

Rushing Attempts 21; Twice: Last at Northwestern, 9/30/23
Rushing Yards 179; Ohio, 9/10/22
Rushing Touchdowns 3; Twice: Last vs. Notre Dame, 1/9/24
Longest Rush 87 yards; vs. Utah, 1/2/23
Receptions 6; Three Times: Last at Minnesota, 11/23/24
Receiving Yards 86; vs. Ole Miss, 12/30/23
Receiving Touchdowns 1; Eight Times: Last vs. Oregon, 12/7/24
Longest Reception 53 yards; vs Michigan St., 11/24/23
Kick Returns 4; at Michigan, 10/15/22
Kick Return Yards 100; at Rutgers, 11/19/22
Kick Return Touchdowns 1; at Rutgers, 11/19/22
Long Kick Return 100 yards; at Rutgers, 11/19/22
All-Purpose Yards 219; Ohio, 9/10/22



COREY SMITH 24

Running Back | 5-10 | 189
Redshirt Freshman
Milwaukee, Wis./Catholic Memorial
Major: Division of Undergraduate Studies

2025 REDSHIRT FRESHMAN SEASON

Season: Played in one game...Owns five rushes for 13 yards.

Nevada (8/30): Rushed five times for 13 yards.

SMITH'S CAREER STATISTICS

	Att.-Yds.	Avg.	TD	LG	Rec.-Yds.	Avg.	TD	LG
2024	22-152	6.9	-	78	1-(-2)	(-2.0)	-	(-2)
2025	5-13	2.6	-	9	-	-	-	-
Career	27-165	6.1	-	78	1-(-2)	(-2.0)	-	(-2)

SMITH'S CAREER HIGHS

Rushing Attempts 8; at Purdue, 11/16/24
Rushing Yards 95; Washington, 11/9/24
Longest Rush 78 yards; Washington, 11/9/24
Receptions 1; Maryland, 11/30/24



JAXON SMOLIK 14

Quarterback | 6-1 | 205
Redshirt Sophomore
Van Meter, Iowa/Dowling Catholic
Major: Division of Undergraduate Studies

2025 REDSHIRT SOPHOMORE SEASON

Season: Played in one game.



ANTHONY SPECA 40

Linebacker | 6-1 | 223
Redshirt Freshman
Bridgeville, Pa./Pittsburgh Central Catholic
Major: Division of Undergraduate Studies

2025 REDSHIRT FRESHMAN SEASON

Season: Played in one game...Made one tackle.

Nevada (8/30): Secured one solo tackle.

SPECA'S CAREER STATISTICS

	UT-AT	TT	FF	FR	I	PBU	SACK	TFL
2024	3-5	8	-	-	-	-	-	-
2025	1-0	1	-	-	-	-	-	-
Career	4-5	9	-	-	-	-	-	-

SPECA'S CAREER HIGHS

Tackles 5; Kent State, 9/21/24



RILEY THOMPSON 14

Punter | 6-1 | 224
Senior
Melbourne, Australia/Haileybury/Deakin/Florida Atlantic
Major: Labor and Human Resources

CAREER NOTES & RECORDS

Career: **Rankings:** Punt Average (44.2; 3rd). **Notable:** Owns 60 career punts landing inside the 20-yard line and 20 inside the 10-yard line...Has just eight touchbacks in 157 career punts and 36 career kicks of 50+ yards.

Season: **Rankings: 2024:** Posted a 42.8 punting average, good for 12th in a single season at Penn State. **2023:** Averaged 48.8 yards per punt, good for second all-time in a single season at Penn State.

2025 SENIOR SEASON

Season: Made one appearance.

THOMPSON'S CAREER PUNTING STATISTICS

	Punts	Yards	Avg.	I-20	FC	50+	LG	BLK
2022*	61	2,770	45.4	26	14	15	71	-
2023	50	2,290	45.8	17	22	15	56	-
2024	51	2,183	42.8	17	29	6	63	1
2025	-	-	-	-	-	-	-	-
Career (PSU)	101	4,473	44.2	34	51	21	63	1
Career (Total)	162	7,243	44.7	60	65	36	71	1

THOMPSON'S CAREER HIGHS

Punt Attempts 9; Twice: Last at Ohio State, 10/21/23
Punt Yards 420; WKU, 11/26/22*
Punt Average 53.8; at FIU, 11/12/22*
Longest Punt 71 yards; UAB, 10/29/22*

* At Florida Atlantic (2022).



VABOUE TOURE

21

Safety | 6-1 | 209
Redshirt Freshman
Pleasantville, N.J./Irvington
Major: Division of Undergraduate Studies

➤ 2025 ➤ REDSHIRT FRESHMAN SEASON

Season: Played in one game...Totalled three tackles, including two solo.


Nevada (8/30): Tallied three tackles, including two solo stops.

TOURE'S CAREER STATISTICS

	UT-AT	TT	FF	FR	I	PBU	SACK	TFL
2024	2-4	6	-	-	-	1	-	-
2025	2-1	3	-	-	-	-	-	-
Career	4-5	9	-	-	-	1	-	-

➤ TOURE'S CAREER HIGHS

Tackles.....5; UCLA, 10/5/24
Pass Breakups.....1; Kent State, 9/21/24




OWEN WAFLE

34

Defensive Tackle | 6-2 | 292
Redshirt Freshman
Middletown, N.J./The Hun School/Michigan
Major: Division of Undergraduate Studies

➤ 2025 ➤ REDSHIRT FRESHMAN

Season: Played in one game.



CAM WALLACE

26

Running Back | 5-9 | 201
Redshirt Sophomore
Mount Vernon, Ga./Montgomery County
Major: Division of Undergraduate Studies

➤ 2025 ➤ REDSHIRT SOPHOMORE SEASON

Season: Played in one game...Ran the ball five times for 19 yards.

Nevada (8/30): Rushed five times, including one hurdle run for nine yards.

WALLACE'S CAREER STATISTICS

	Att.-Yds.	Avg.	TD	LG	Rec.-Yds.	Avg.	TD	LG
2024	18-63	3.5	1	13	-	-	-	-
2025	5-19	3.8	-	9	1-12	0.3	-	12
Career	23-82	3.6	1	13	-	-	-	-

➤ WALLACE'S CAREER HIGHS

Rushing Attempts.....9; Twice: Last Kent State, 9/21/24
Rushing Yards.....39; Kent State, 9/21/24
Rushing Touchdowns.....1; Kent State, 9/21/24
Longest Rush.....13 yards; Kent State, 9/21/24



ELLIOT WASHINGTON II

9

Cornerback | 5-11 | 201
Junior
Venice, Fla./Venice
Major: Division of Undergraduate Studies

➤ 2025 ➤ JUNIOR SEASON

Season: Played in one game.

WASHINGTON'S CAREER STATISTICS

	UT-AT	TT	FF	FR	I	PBU	SACK	TFL
2023	6-3	9	-	-	-	-	-	1.0-1
2024	18-8	26	-	-	1	6	-	0.5-1
2025	-	-	-	-	-	-	-	-
Career	24-11	35	-	-	1	6	-	1.5-2

➤ WASHINGTON'S CAREER HIGHS

Tackles.....5; Twice: Last Washington, 11/9/24
Tackles for Loss.....1; vs. Ole Miss, 12/30/23
Interceptions.....1; at West Virginia, 8/31/24
Pass Breakups.....1; Six Times: Last vs. Boise State, 12/31/24



ZAKEE WHEATLEY

6

Safety | 6-2 | 202
Redshirt Senior
Crofton, Md./Archbishop Spalding
Major: Telecommunications

➤ 2025 ➤ REDSHIRT SENIOR SEASON

Season: Played in one game...Produced three tackles including two solo...Collected a fumble recovery...Has a hand in 10 career takeaways (five interceptions, two forced fumbles, three fumble recoveries).

Nevada (8/30): Secured three total tackles with two solo...Recorded first fumble recovery of the season.

WHEATLEY'S CAREER STATISTICS

	UT-AT	TT	FF	FR	I	PBU	SACK	TFL
2021	1-1	2	-	-	-	-	-	-
2022	21-6	27	1	-	2	1	-	-
2023	14-10	24	-	-	-	-	-	0.5-0
2024	58-38	96	1	2	3	4	1.0-4	2.5-6
2025	2-1	3	-	1	-	-	-	-
Career	96-56	152	2	3	5	5	1.0-4	3.0-6

➤ WHEATLEY'S CAREER HIGHS

Tackles.....16; vs. Notre Dame, 1/9/25
Tackles for Loss.....1; Twice: Last vs. Notre Dame, 1/9/25
Sacks.....1; vs. Notre Dame, 1/9/25
Forced Fumbles.....1; Twice: Last Ohio State, 11/2/24
Fumble Recoveries.....1; Three Times: Last Nevada, 8/30/25
Interceptions.....1; Five Times: Last vs. Notre Dame, 1/9/25
Pass Breakups.....1; Five Times: Last SMU, 12/22/24



ENAI WHITE 45

Defensive End | 6-5 | 280
Redshirt Junior
Philadelphia, Pa./Imhotep Charter/Texas A&M
Major: Recreation, Park and Tourism Management

2025 REDSHIRT JUNIOR SEASON

Season: Played in one game.

Nevada (8/30): Recorded one solo tackle.

WHITE'S CAREER STATISTICS

	UT-AT	TT	FF	FR	I	PBU	SACK	TFL
2022	5-3	8	-	-	-	1	1.0-5	2.0-6
2023	2-1	3	-	-	-	-	1.0-10	1.0-10
2024	-	-	-	-	-	-	-	-
2025	1-0	1	-	-	-	-	-	-
Career	8-4	12	-	-	-	1	2.0-15	3.0-16

WHITE'S CAREER HIGHS

Tackles..... 4; Florida, 11/5/22*
Tackles for Loss 1.0; Three Times: Last vs. Arkansas, 9/30/23*
Sacks..... 1.0; Twice: Last vs. Arkansas, 9/30/23*
Pass Breakups 1; LSU, 11/26/22*

* at Texas A&M (2022-24)



J'VEN WILLIAMS 74

Offensive Line | 6-5 | 319
Redshirt Sophomore
Reading, Pa./Wyomissing
Major: Division of Undergraduate Studies

2025 REDSHIRT SOPHOMORE SEASON

Season: Played in one game.



MYLACHI WILLIAMS 20

Defensive End | 6-3 | 246
Redshirt Freshman
Philadelphia, Pa./Monsignor Bonner & Archbishop Prendergast
Major: Division of Undergraduate Studies

2025 REDSHIRT FRESHMAN SEASON

Season: Played in one game.

Nevada (8/30): Had one solo tackle.

WILLIAMS' CAREER STATISTICS

	UT-AT	TT	FF	FR	I	PBU	SACK	TFL
2025	1-0	1	-	-	-	-	-	-
Career	1-0	1	-	-	-	-	-	-

WILLIAMS' CAREER HIGHS

Tackles..... 1; Nevada, 8/30/25



KENNY WOSELEY JR. 17

Cornerback | 5-10 | 180
Redshirt Freshman
Philadelphia, Pa./Imhotep Charter
Major: Division of Undergraduate Studies

2025 REDSHIRT FRESHMAN SEASON

Season: Started in one game...Recorded two tackles.

Nevada (8/30): Made first career start...Had two total tackles, one solo.

WOSELEY'S CAREER STATISTICS

	UT-AT	TT	FF	FR	I	PBU	SACK	TFL
2024	3-2	5	-	-	-	-	-	-
2025	1-1	2	-	-	-	-	-	-
Career	4-3	7	-	-	-	-	-	-

WOSELEY'S CAREER HIGHS

Tackles..... 3; at Purdue, 11/16/24



KEON WYLIE 32

Linebacker | 6-2 | 225
Redshirt Junior
Philadelphia, Pa./Imhotep Charter
Major: Recreation, Park and Tourism Management

2025 REDSHIRT JUNIOR SEASON

Season: Played in one game...Recorded three tackles and one pass breakup.

Nevada (8/30): Had three tackles, including two solo tackles...Added a pass breakup.

WYLIE'S CAREER STATISTICS

	UT-AT	TT	FF	FR	I	PBU	SACK	TFL
2022	1-1	2	-	-	-	-	0.5-2	0.5-2
2023	13-4	17	-	-	-	-	3.0-27	5.0-33
2025	2-1	3	-	-	-	1	-	-
Career	16-6	22	-	-	-	1	3.5-29	5.5-35

WYLIE'S CAREER HIGHS

Tackles..... 4; at Illinois, 9/16/23
Tackles for Loss 2.0; at Maryland, 11/4/23
Sacks..... 1.0; Three Times: Last at Michigan State, 11/24/23
Pass Breakups 1; Nevada, 8/30/25