

9/27/25 - 7:30 P.M.

## GAME #4

946 WINS (7th in Nation)

56 POSTSEASON APPEARANCES (8th in Nation)

33 POSTSEASON WINS (4th in Nation)

104 FIRST-TEAM ALL-AMERICANS (7-7th in Nation)



VS.



University Park, Pa.

West Shore Home Field At Beaver Stadium (106,572)

Series: Penn State Leads 3-2

Last Meeting: Oregon, 45-37

December 7, 2024

#3/2 PENN STATE  
NITTANY LIONS3-0, 0-0 Big Ten  
H: 3-0, A: 0-0, N: 0-0

Head Coach: James Franklin (East Stroudsburg '95)  
Record at Penn State (12th season): 104-42 (.712)  
Career Record (15th season): 128-57 (.692)  
vs. Oregon: 0-1

## SCHEDULE/RESULTS

		vs	(E.T.)	
8.30	2/3	Nevada	W, 46-11	CBS
9.6	2/2	FIU (-/RV)	W, 34-0	BTN
9.13	2/2	Villanova	W, 52-6	FS1
9.27	3/2	Oregon* (6/5)	7:30 p.m.	NBC
10.4		at UCLA*	3:30 p.m.	CBS
10.11		Northwestern*	noon/3:30 p.m./4 p.m.	--
10.18		at Iowa* (-/RV)	--	--
11.1		at Ohio State* (1/1)	--	--
11.8		Indiana* (11/12)	--	--
11.15		at Michigan State*	--	--
11.22		Nebraska* (-/RV)	--	--
11.29		at Rutgers*	--	--

\* - B1G game

Rankings: AP/Coaches



PxP: Noah Eagle  
Analyst: Todd Blackledge  
Sideline: Kathryn Tappen

PxP: Steve Jones  
Analyst: Jack Ham  
Sideline: Brian Tripp  
Local: 99.5 & 103.7 FM/1450 AM  
Web: GoPSUsports.com  
Sirius XM: 80/85

## BY THE NUMBERS

104

Head Coach James Franklin earned his 104th win at Penn State, tying Rip Engle (1950-65) for second all-time at PSU.

26

With 26 wins as Penn State's starting quarterback, Drew Allar ranks second among current FBS quarterbacks in career wins and has the most wins among current FBS quarterbacks at their original school.

18th

The Nittany Lions will host their 18th full-stadium Penn State White Out.

5/5

Gabriel Nwosu has landed all five of his punts this season inside the 20, including three inside the 10.

#6/5 OREGON  
DUCKS4-0, 1-0 Big Ten  
H: 3-0, A: 1-0, N: 0-0

Head Coach: Dan Lanning (William Jewell '08)  
Record at Oregon (4th season): 39-6 (.867)  
Career Record (4th season): same  
vs. Penn State: 1-0

## SCHEDULE/RESULTS

		vs	(E.T.)	
8.30	7/7	Montana State	W, 59-13	BTN
9.6	6/5	Oklahoma State	W, 69-3	CBS
9.13	4/5	at Northwestern*	W, 34-14	FOX
9.20	6/5	Oregon State	W, 41-7	BTN
9.27	6/5	at Penn State* (3/2)	7:30 p.m.	NBC
10.11		Indiana* (11/12)	--	--
10.18		at Rutgers*	--	--
10.25		Wisconsin*	--	--
11.8		at Iowa* (-/RV)	--	--
11.14		Minnesota*	9 p.m.	FOX
11.22		USC* (21/22)	--	--
11.29		at Washington* (-/RV)	--	--

\* - B1G game

Rankings: AP/Coaches

## INSIDE THE GAME

NO. 3/2 NITTANY LIONS WELCOME NO. 6/5 OREGON  
FOR PENN STATE WHITE OUT GAME

- OPENING KICK:** No. 3/2 Penn State meets No. 6/5 Oregon in a Top-10 matchup for the Penn State White Out Game. Kickoff is set for 7:30 p.m. on NBC.
- SERIES HISTORY:** Penn State meets Oregon for the sixth time in program history and just the third time in a regular-season matchup. The Ducks will visit Happy Valley for the first time since 1964. The Nittany Lions lead the all-time series, 3-2, but fell 45-37 in the 2024 Big Ten Championship Game. Kaytron Allen (124 yards) and Nicholas Singleton (105) both rushed for 100+ yards, while Allen added a rushing touchdown.
- PENN STATE WHITEOUT:** The Nittany Lions are set to host their 18th full-stadium Penn State White Out. The tradition began with a student section White Out in 2004 and expanded to a full-stadium White Out against Notre Dame in 2007. Penn State holds an 11-6 record when the full stadium wears white. Saturday's matchup will mark just the second White Out with both teams ranked among the AP Top 10, joining the 2018 game between No. 9 Penn State and No. 4 Ohio State.
- DOMINATING DEFENSE:** After recording a shutout against FIU, the Nittany Lions held Villanova without a point until a touchdown on the final play of the game. PSU held opponents scoreless for seven-straight quarters. On the season, Penn State sits third in the country in scoring defense (5.7), third in red zone defense (50.0), ninth in total defense (224.0) and 12th in passing defense (123.3). The Nittany Lions sit 13th in takeaways (7), fourth in tackles for loss per game (9.7) and 16th in sacks per game (3.0).
- ALLEN, SINGLETON AMONG ACTIVE RUSHING LEADERS:** Kaytron Allen and Nicholas Singleton combined for 170 rushing yards and three touchdowns against Villanova, adding to their impressive career totals. Allen (3,150) and Singleton (3,091) are second and third among current FBS players in career rushing yards. Singleton leads current FBS players in rushing touchdowns (37), total touchdowns (46) and all-purpose yards (4,896), while Allen is sixth in rushing touchdowns (27).
- THE OPPOSITION:** Oregon is 4-0 this season (1-0 in Big Ten) after a 41-7 win over Oregon State. The Ducks gained 585 yards. Dante Moore threw for 305 yards and four touchdowns, to four different receivers. Oregon's defense limited the Beavers to 147 yards and eight first downs.

## BREAKDOWN (STAT LEADERS)

<b>RUSHING</b>	Penn State: #13 Kaytron Allen	34 for 273 yds (91.0 ypg; 8.0 ypc), 3 TD
	Oregon: #27 Jayden Limar	32 for 215 yards (53.8 ypg; 6. ypc), 3 TD
<b>PASSING</b>	Penn State: #15 Drew Allar	57-of-88 (64.8 %), 626 yds, 4 TD/1 INT, 38.8 QBR
	Oregon: #5 Dante Moore	71-of-95 (74.7 %), 962 yds, 11 TD/1 INT, 83.7 QBR
<b>RECEIVING</b>	Penn State: #1 Kyrion Hudson	14 for 156 yds (52.0 ypg; 11.1 ypc), 1 TD
	Oregon: #4 Malik Benson	14 for 201 yds (50.3 ypg; 14.4 ypc), 2 TD
<b>TACKLES</b>	Penn State: #24 Amare Campbell	22 TT, 3.0 TFL, 1.0 SK, 1 QBH
	Oregon: #28 Bryce Boettcher	27 TT, 0.5 TFL, 1 INT, 1 PBU
<b>SACKS</b>	Penn State: #33 Dani Dennis-Sutton	9 TT, 4.5 TFL, 2.0 SK, 2 FF, 2 PBU, 4 QBH
	Oregon: #10 Matayo Uagalelei	7 TT, 3.0 TFL, 3.0 SK, 2 PBU, 2 QBH

## RANKINGS COMPARISON

PSU	FBS	B1G	Stat	B1G	FBS	ORE
38.9	76	15	3rd Down Offense Pct.	3	10	58.1
34.8	55	11	3rd Down Defense Pct.	7	22	27.5
65.7	54	11	Completion Pct.	5	12	72.0
123.3	12	5	Passing Defense	4	9	120.0
243.7	57	10	Passing Offense	8	35	268.5
38.8	106	16	Starting Quarterback QBR	4	13	83.7
30.8	14	3	Kick Return Avg.	8	50	22.8
8.3	70	10	Punt Return Avg.	8	54	10.3
50.0	3	3	Red Zone Defense	13	110	100.0
94.1	30	6	Red Zone Offense	1	1	100.0
100.7	34	10	Rushing Defense	11	41	108.8
193.7	44	7	Rushing Offense	3	10	255.3
5.7	3	2	Scoring Defense	4	9	9.3
44.0	13	5	Scoring Offense	3	4	50.8
3.0	16	5	Defensive Sacks Per Game	14	88	1.8
1.0	30	5	Sacks Allowed Per Game	1	2	0.3
29:13	81	14	Time of Possession	11	53	30:51
224.0	9	3	Total Defense	5	12	228.8
437.3	46	8	Total Offense	4	12	523.8
+6	1	1	Turnover Margin	8	21	+4
13.73	62	10	Explosive Play Offense Pct.	3	9	18.53
6.95	11	4	Explosive Play Defense Pct.	1	3	5.75

## TABLE OF CONTENTS

Page 2	.....Quick Facts/National Polls/Media Info
Page 3	.....Opponent Schedules/B1G Standings
Page 4-7	.....Head Coach James Franklin
Page 8	.....Pronunciations/Welcome To The Game/Coaching Staff POTW/Awards
Page 9	.....National Nits/Penn State vs. Big Ten/Historic Series
Page 10	.....Winningest Programs/Nittany Lions In The NFL/Letterman On Staff
Page 11	.....Academic Success/Team Notes
Page 12	.....Assistant Coaches/Team Notes

Page 13	.....Team Notes/Record Breakdown
Page 14	.....Drew Allar
Page 15	.....Offensive Notes
Page 16	.....Kaytron Allen/Nicholas Singleton
Page 17-18	.....Offensive Player Spotlights
Page 19	.....Defensive Notes
Page 20-21	.....Defensive Player Spotlights
Page 22	.....Special Teams Notes
Page 23-24	.....Numerical Roster
Page 25-26	.....Alphabetical Roster

Page 27-30	.....Record Watch
Page 31	.....Game Recaps
Page 32-35	.....Season Statistics
Page 36-44	.....Game-By-Game Statistics
Page 45-46	.....Long Plays
Page 47	.....Start Chart
Page 48	.....Participation
Page 49	.....The Last Time

PROGRAM NOTES

RECENT SUCCESS

Since 2016, Penn State holds a .750 winning percentage, with a record of 90-30, the eighth-best winning percentage among Power Four programs. Penn State has won at least nine games in six of the last eight seasons and has 10 wins in each of the last three seasons.

ACADEMIC EXCELLENCE

A total of 650 of Penn State football student-athletes have earned Academic All-Big Ten honors since 1993 for owning at least a 3.0 grade point average and being a letterwinner.

ONE OF NATION'S TOUGHEST HOME VENUES

Penn State owns a superlative 326-82 (.799) record inside Beaver Stadium, the nation's second-largest facility, which opened in 1960 and has a capacity of 106,572. The Nittany Lions are 55-10 in Beaver Stadium since 2016, an .846 winning percentage, the eighth-best home record among Power Four teams.

QUICK FACTS

UNIVERSITY

NAME .....The Pennsylvania State University  
LOCATION .....University Park, Pa.  
FOUNDED .....1855  
ENROLLMENT .....48,535 (UP Overall)  
NICKNAME .....Nittany Lions  
COLORS .....Blue & White  
CONFERENCE .....Big Ten  
DIVISION .....NCAA Division I  
STADIUM .....West Shore Home Field at Beaver Stadium (106,572)  
STADIUM SURFACE .....Natural Grass  
PRESIDENT .....Dr. Neeli Bendapudi  
V.P. FOR INTERCOLLEGIATE ATHLETICS .....Dr. Patrick Kraft  
HEAD COACH .....James Franklin (12th Season)  
FOOTBALL OFFICE .....814-865-0412  
TICKET OFFICE .....1-800-NITTANY

FOOTBALL HISTORY

FIRST YEAR .....1887  
ALL-TIME RECORD (136th Season) .....946-412-42 (.691)  
.....7th in victories  
ALL-TIME BIG TEN RECORD (29th Season) .....169-95 (.640)  
ALL-TIME BOWL/CFP RECORD .....33-21-2 (.607)  
.....4th in bowl/CFP victories  
BOWL/CFP GAME APPEARANCES .....56  
.....8th in bowl/CFP appearances  
BEAVER STADIUM RECORD .....326-82 (.799)

ASSISTANT COACHES

TERRY M. SMITH .....Penn State; 1991  
.....Associate Head Coach/Defensive Recruiting Coordinator/  
.....Cornerbacks (12th Season)  
JIM KNOWLES .....Cornell; 1987  
.....Defensive Coordinator (1st Season)  
ANDY KOTELNICKI .....Wisconsin-River Falls; 2004  
.....Offensive Coordinator (2nd Season)  
JUSTIN LUSTIG .....Bucknell; 2000  
.....Special Teams Coordinator/Outside Linebackers/Nickels (3rd Season)  
DEION BARNES .....Penn State; 2014  
.....Defensive Line (3rd Season)  
DAN CONNOR .....Penn State; 2008  
.....Linebacker (4th Season)  
STAN DRAYTON .....Allegheny; 1993  
.....Running Backs (1st Season)  
MARQUES HAGANS .....Virginia; 2005  
.....Offensive Recruiting Coordinator/Wide Receivers (3rd Season)  
TY HOWLE .....Penn State; 2013  
.....Co-Offensive Coordinator/Tight Ends (5th Season)  
DANNY O'BRIEN .....Maryland; 2012  
.....Quarterbacks (5th Season)  
ANTHONY POINDEXTER .....Virginia; 2009  
.....Co-Defensive Coordinator/Safeties (5th Season)  
PHIL TRAUTWEIN .....Florida; 2007  
.....Offensive Line (6th Season)  
CHUCK LOSEY .....Vanderbilt; 2002  
... Assistant AD for Football Performance Enhancement (12th Season)

NATIONAL POLLS

PENN STATE IN THE POLLS

Date	CFP	AP	COACHES
Preseason	-	2	3
Week 2 (8/31)	-	2	2
Week 3 (9/7)	-	2	2
Week 4 (9/14)	-	2	2
Week 5 (9/21)	-	3	2
Week 6 (9/28)	-	-	-
Week 7 (10/5)	-	-	-
Week 8 (10/12)	-	-	-
Week 9 (10/19)	-	-	-
Week 10 (10/26)	-	-	-
Week 11 (11/2, 4)	-	-	-
Week 12 (11/9, 11)	-	-	-
Week 13 (11/16, 18)	-	-	-
Week 14 (11/23, 25)	-	-	-
Week 15 (11/30, 12/2)	-	-	-
Week 16 (12/7)	-	-	-

ASSOCIATED PRESS (9/21)

1. Ohio State (52)	3-0	1629
2. Miami (7)	4-0	1479
3. PENN STATE (5)	3-0	1460
4. LSU	4-0	1433
5. Georgia	3-0	1420
6. Oregon (1)	4-0	1404
7. Oklahoma (1)	4-0	1194
8. Florida State	3-0	1183
9. Texas A&M	3-0	1072
10. Texas	3-1	1057
11. Indiana	4-0	990
12. Texas Tech	4-0	890
13. Ole Miss	4-0	843
14. Iowa State	4-0	779
15. Tennessee	3-1	635
16. Georgia Tech	4-0	598
17. Alabama	2-1	595
18. Vanderbilt	4-0	546
19. Michigan	3-1	458
20. Missouri	4-0	452
21. USC	4-0	264
22. Notre Dame	1-2	219
23. Illinois	3-1	145
24. TCU	3-0	138
25. BYU	3-0	131

Others receiving votes: Auburn 122, Mississippi State 102, South Florida 77, Utah 45, Arizona State 30, Memphis 23, Louisville 23, Maryland 6, UNLV 3, UCF 3, North Texas 2.

USA TODAY/AFCA COACHES (9/21)

1. Ohio State (61)	3-0	1667
2. PENN STATE (3)	3-0	1552
3. Georgia (1)	3-0	1497
4. LSU	4-0	1458
5. Oregon (1)	4-0	1442
6. Miami (1)	4-0	1399
7. Texas	3-1	1209
8. Florida State	3-0	1100
9. Texas A&M	3-0	1043
10. Oklahoma	4-0	1024
11. Ole Miss	4-0	996
12. Indiana	4-0	915
13. Iowa State	4-0	870
14. Texas Tech	4-0	807
15. Tennessee	3-1	715
16. Alabama	2-1	649
17. Georgia Tech	4-0	558
18. Michigan	3-1	469
19. Missouri	4-0	433
20. Vanderbilt	4-0	417
21. Notre Dame	1-2	261
22. USC	4-0	249
23. Illinois	3-1	214
24. BYU	3-0	185
25. TCU	3-0	112

Others receiving votes: Arizona State 104, Utah 99, Louisville 67, Mississippi State 57, Memphis 55, Auburn 48, South Florida 32, Washington 19, Navy 17, Maryland 10, Kansas 6, Syracuse 4, Houston 4, UNLV 3, Tulane 3, Nebraska 3, North Texas 2, Iowa 1.

Big Ten teams in bold  
Penn State opponents in bold italics

PENN STATE MEDIA SERVICES

FOOTBALL CONTACTS

Greg Kincaid

E-mail: grk5016@psu.edu  
Cell: 814-753-2910  
Twitter: @GoPSUGreg

Kris Petersen

E-mail: kap18@psu.edu  
Cell: 814-883-4581  
Twitter: @GoPSUKris

Paul Marboe

E-mail: prms1118@psu.edu  
Cell: 814-777-7604  
Twitter: @pmarboe33

Julia Beretta

E-mail: jpb6970@psu.edu  
Cell: 845-545-3036

Senior Assoc. AD for Strategic Communications: Kris Petersen

Asst. AD for Football Communications: Greg Kincaid

Associate Directors: John Hanna, Chelsea Vielhauer

Assistant Directors: Julia Beretta, Pat Donghia, Eric Harkins, Matt Jackson, Matt Jensen, Paul Marboe, Nick Whitley

Admin. Assistant: Cristin Guiher

Strategic Communications Office: 814-865-1757

Website: GoPSUsports.com

Address: 101D Bryce Jordan Center, University Park, Pa., 16802

WEEKLY MEDIA SCHEDULE

Monday

noon - James Franklin Press Conference

Tuesday

Times TBD - Player Zoom Press Conferences

Wednesday

Times TBD - Player Zoom Press Conferences  
Practice Availability  
James Franklin & Players Post Practice

Thursday

11:45 a.m. - Assistant Coach Zoom Conference  
6:05 p.m. - The Penn State Coaches Show  
Presented by Pepsi, Penn State Sports Network/  
GoPSUsports.com

Friday - no player/coach availability

Saturday

7:30 p.m. - Oregon, NBC/Penn State Sports Network

Notes, Flip Cards, Press Conference Video/Audio, etc. can be found by going to [gopsusports.com/fbmedia](https://gopsusports.com/fbmedia)

For more stats/info, follow @PennStFBComms on Twitter.

OPPONENT SCHEDULES

NEVADA (AUG. 30)

1-3, 0-0 MW

8.30	at Penn State (2/3)	L, 11-46
9.6	Sacramento State	W, 20-17
9.13	MTSU	L, 13-14
9.20	at Western Kentucky	L, 16-31
10.4	at Fresno State*	10:30 p.m., CBSSN
10.11	San Diego State*	10:30 p.m., CBSSN
10.18	at New Mexico*	TBD, FOX Networks
10.24	Boise State*	10 p.m., CBSSN
11.8	at Utah State*	7:30 p.m., CBSSN
11.15	San Jose State*	3:30 p.m., CBSSN
11.22	at Wyoming*	2 p.m., TBD
11.29	UNLV* (RV/RV)	9 p.m., CBSSN

\* Mountain West Conference Game

FIU (SEPT. 6)

2-2, 0-1 CUSA

8.29	Bethune-Cookman	W, 42-9
9.6	at Penn State (2/2)	L, 0-34
9.13	Florida Atlantic	W, 38-28
9.20	Delaware*	L, 16-38
10.4	at UConn	3:30 p.m., CBSSN
10.14	at Western Kentucky*	8 p.m., ESPN
10.21	Kennesaw State*	7 p.m., ESPN
10.29	at Missouri State*	8 p.m., CBSSN
11.8	at MTSU*	3 p.m., ESPN Networks
11.15	Liberty*	5 p.m., ESPN Networks
11.22	Jacksonville State*	3:30 p.m., CBSSN
11.29	at Sam Houston*	1 p.m., ESPN Networks

\* Conference USA Game

22/20^ VILLANOVA (SEPT. 13)

1-2, 0-1 CAA

9.6	Colgate	W, 24-17
9.13	at Penn State (2/2)	L, 6-52
9.20	at Monmouth* (18/21)^	L, 33-51
9.27	William & Mary*	3:30 p.m., FloSports
10.4	at NewHampshire*	1 p.m., FloSports
10.11	at Elon*	2 p.m., FloSports
10.18	Hampton*	1 p.m., FloSports
10.25	Albany*	3:30 p.m., FloSports
11.8	at Towson*	1 p.m., FloSports
11.15	Stony Brook*	1 p.m., FloSports
11.22	Sacred Heart	1 p.m., FloSports

\* Coastal Athletic Association Conference Game

^ Rankings are FCS Coaches Poll/STATS Perform FCS

6/5 OREGON (SEPT. 27)

4-0, 1-0 B1G

8.30	Montana State	W, 59-13
9.6	Oklahoma State	W, 69-3
9.13	at Northwestern*	W, 34-14
9.20	Oregon State	W, 41-7
9.27	at Penn State* (3/2)	7:30 p.m., NBC
10.11	Indiana* (11/12)	TBD, TBD
10.18	at Rutgers*	6:30 or 7 p.m., TBD
10.25	Wisconsin*	TBD, TBD
11.8	at Iowa* (-/RV)	TBD, TBD
11.14	Minnesota*	9 p.m., FOX
11.22	USC* (21/22)	TBD, TBD
11.29	at Washington* (-/RV)	TBD, TBD

\* Big Ten Conference Game

at UCLA (OCT. 4)

0-3, 0-0 B1G

8.30	Utah (RV/RV)	L, 10-43
9.6	at UNLV (RV/-)	L, 23-30
9.12	New Mexico	L, 10-35
9.27	at Northwestern*	3:30 p.m., BTN
10.4	Penn State* (3/2)	3:30 p.m., CBS
10.11	at Michigan State*	noon, TBD
10.18	Maryland* (-/RV)	TBD, TBD
10.25	at Indiana* (11/12)	TBD, TBD
11.8	Nebraska* (-/RV)	TBD, TBD
11.15	at Ohio State* (1/1)	TBD, TBD
11.22	Washington* (-/RV)	TBD, TBD
11.29	at USC* (21/22)	TBD, TBD

\* Big Ten Conference Game

NORTHWESTERN (OCT. 11)

1-2, 0-1 B1G

8.30	at Tulane (RV/RV)	L, 3-23
9.5	Western Illinois	W, 42-7
9.13	Oregon* (4/5)	L, 14-34
9.27	UCLA*	3:30 p.m., BTN
10.4	UL Monroe	3:30 p.m., BTN
10.11	at Penn State* (3/2)	noon/3:30/4 p.m., TBD
10.18	Purdue*	TBD, TBD
10.25	at Nebraska* (-/RV)	TBD, TBD
11.7	at USC* (21/22)	9 p.m., FOX
11.15	Michigan* (19/18)	TBD, TBD
11.22	Minnesota*	TBD, TBD
11.29	at Illinois* (23/23)	TBD, TBD

\* Big Ten Conference Game

at -/RV Iowa (OCT. 18)

3-1, 1-0 B1G

8.30	UAlbany	W, 34-7
9.6	at Iowa State (16/18)	L, 13-16
9.13	UMass	W, 47-7
9.19	at Rutgers*	W, 38-28
9.27	Indiana* (11/12)	3:30 p.m., Peacock
10.11	at Wisconsin*	TBD, TBD
10.18	Penn State* (3/2)	TBD, TBD
10.25	Minnesota*	TBD, TBD
11.8	Oregon* (6/5)	TBD, TBD
11.15	at USC* (21/22)	3/3:30 p.m., TBD
11.22	Michigan State*	TBD, TBD
11.29	at Nebraska* (-/RV)	noon, CBS

\* Big Ten Conference Game

at 1/1 Ohio State (NOV. 1)

3-0, 0-0 B1G

8.30	Texas (1/1)	W, 14-7
9.6	Grambling	W, 70-0
9.13	Ohio	W, 37-9
9.27	at Washington* (-/RV)	3:30 p.m., CBS
10.4	Minnesota*	TBD, TBD
10.11	at Illinois* (23/23)	TBD, TBD
10.18	at Wisconsin*	TBD, TBD
11.1	Penn State* (3/2)	TBD, TBD
11.8	at Purdue*	TBD, TBD
11.15	UCLA*	TBD, TBD
11.22	Rutgers*	TBD, TBD
11.29	at Michigan* (19/18)	TBD, TBD

\* Big Ten Conference Game

11/12 INDIANA (NOV. 8)

4-0, 1-0 B1G

8.30	Old Dominion	W, 27-14
9.6	Kennesaw State	W, 56-9
9.12	Indiana State	W, 73-0
9.20	Illinois* (9/8)	W, 63-10
9.27	at Iowa* (-/RV)	3:30 p.m., Peacock
10.11	at Oregon* (6/5)	TBD, TBD
10.18	Michigan State*	TBD, TBD
10.25	UCLA*	TBD, TBD
11.1	at Maryland* (-/RV)	TBD, TBD
11.8	at Penn State* (3/2)	TBD, TBD
11.15	Wisconsin*	TBD, TBD
11.28	at Purdue*	7:30 p.m., NBC

\* Big Ten Conference Game

at Michigan State (NOV. 15)

3-1, 0-1 B1G

8.29	Western Michigan	W, 23-6
9.6	Boston College	W, 42-40 (20T)
9.13	Youngstown State	W, 41-24
9.20	at USC* (25/RV)	L, 31-45
10.4	at Nebraska* (-/RV)	4 p.m., FS1
10.11	UCLA*	noon, TBD
10.18	at Indiana* (11/12)	noon/3:30/4 p.m., TBD
10.25	Michigan* (19/18)	TBD, TBD
11.1	at Minnesota*	TBD, TBD
11.15	Penn State* (3/2)	TBD, TBD
11.22	at Iowa* (-/RV)	TBD, TBD
11.29	Maryland* (-/RV)	TBD, TBD

\* Big Ten Conference Game

-/RV NEBRASKA (NOV. 22)

3-1, 0-1 B1G

8.28	vs. Cincinnati	W, 20-17
9.6	Akron	W, 68-0
9.13	Houston Christian	W, 59-7
9.20	Michigan* (21/20)	L, 27-30
10.4	Michigan State*	4 p.m., FS1
10.11	at Maryland* (-/RV)	TBD, TBD
10.17	at Minnesota*	8 p.m., FOX
10.25	Northwestern*	TBD, TBD
11.1	USC* (21/22)	TBD, TBD
11.8	at UCLA*	TBD, TBD
11.22	at Penn State* (3/2)	TBD, TBD
11.28	Iowa* (-/RV)	noon, CBS

\* Big Ten Conference Game

at Rutgers (NOV. 29)

3-1, 0-1 B1G

8.28	Ohio	W, 34-31
9.6	Miami (Ohio)	W, 45-17
9.13	Norfolk State	W, 60-10
9.19	Iowa*	L, 28-38
9.27	at Minnesota*	noon, BTN
10.10	at Washington* (-/RV)	9 p.m., FS1
10.18	Oregon* (6/5)	6:30/7 p.m., TBD
10.25	at Purdue*	noon, TBD
11.1	at Illinois* (23/23)	TBD, TBD
11.8	Maryland* (-/RV)	TBD, TBD
11.22	at Ohio State* (1/1)	TBD, TBD
11.29	Penn State* (3/2)	TBD, TBD

\* Big Ten Conference Game

B1G STANDINGS

	BIG TEN			OVERALL			
	W-L	T	%	W-L	T	AP	USA
USC	2-0	1.000		4-0	1.000	0-0	0-0
Indiana	1-0	1.000		4-0	1.000	1-0	1-0
Maryland	1-0	1.000		4-0	1.000	0-0	0-0
Oregon	1-0	1.000		4-0	1.000	0-0	0-0
Iowa	1-0	1.000		3-1	.750	0-1	0-1
Michigan	1-0	1.000		3-1	.750	0-1	0-1
PENN STATE	0-0	.000		3-0	1.000	0-0	0-0
Ohio State	0-0	.000		3-0	1.000	1-0	1-0
Washington	0-0	.000		3-0	1.000	0-0	0-0
Minnesota	0-0	.000		2-1	.667	0-0	0-0
UCLA	0-0	.000		0-3	.000	0-0	0-0
Illinois	0-1	.000		3-1	.750	0-1	0-1
Michigan State	0-1	.000		3-1	.750	0-1	0-0
Nebraska	0-1	.000		3-1	.750	0-1	0-1
Rutgers	0-1	.000		3-1	.750	0-0	0-0
Purdue	0-1	.000		2-2	.500	0-1	0-1
Wisconsin	0-1	.000		2-2	.500	0-1	0-1
Northwestern	0-1	.000		1-2	.333	0-1	0-1

B1G SCHEDULE

Saturday, September 27	
21/22 USC at 23/23 Illinois*	noon (FOX)
Rutgers at Minnesota*	noon (Big Ten Network)
1/1 Ohio State at -/RV Washington*	3:30 p.m. (CBS)
11/12 Indiana at -/RV Iowa*	3:30 p.m. (Peacock)
UCLA at Northwestern*	3:30 p.m. (TBD)
6/5 Oregon at 3/2 Penn State*, 7:30 p.m. (NBC)	
Idle: -/RV Maryland, 19/18 Michigan, Michigan State, -/RV Nebraska, Purdue, Wisconsin	
* - Big Ten Game	Rankings: AP/Coaches





FRANKLIN FILE

**Born:** February 2, 1972  
**Hometown:** Langhorne, Pa.  
**Wife:** Fumi  
**Daughters:** Shola & Addison

**Education:**  
Neshaminy High School, 1990  
East Stroudsburg, 1995; B.S. in Psychology  
Washington State, 1999; M.A. in Educational Leadership

**Playing Career:**  
East Stroudsburg; Quarterback, 1991-94

Coaching Experience			
2014-pres.	Head Coach	Penn State	
2011-13	Head Coach	Vanderbilt	
2008-10	Asst HC/Off. Coord./QBs	Maryland	
2006-07	Off. Coord./QBs	Kansas State	
2005	Wide Receivers	Green Bay Packers	
2000-04	Recruiting Coord./WRs	Maryland	
1999	Wide Receivers	Idaho State	
1998	Grad. Asst./Tight Ends	Washington State	
1997	Wide Receivers	James Madison	
1996	Grad. Asst./Secondary	East Stroudsburg	
1995	Wide Receivers	Kutztown	

CAREER RECORD

VANDERBILT			
Year	Overall	Conf.	Final AP; Notes
2011	6-7	2-6	Liberty Bowl (L)
2012	9-4	4-4	No. 23; Music City Bowl (W)
2013	9-4	5-3	No. 20; BBVA Compass Bowl (W)
3 yrs	24-15	11-13	
PENN STATE			
Year	Overall	Conf.	Final AP; Notes
2014	7-6	2-6	Pinstripe Bowl (W, OT)
2015	7-6	4-4	TaxSlayer Bowl (L)
2016	11-3	8-1	No. 7; Big Ten Champs, Rose Bowl (L)
2017	11-2	7-2	No. 8; Fiesta Bowl (W)
2018	9-4	6-3	No. 17; Citrus Bowl (L)
2019	11-2	7-2	No. 9; Cotton Bowl (W)
2020	4-5	4-5	
2021	7-6	4-5	Outback Bowl (L)
2022	11-2	7-2	No. 7; Rose Bowl (W)
2023	10-3	7-2	No. 13; Peach Bowl (L)
2024	13-3	8-1	No. 5; CFP (W, R1; W, QF; L, SF)
2025	3-0	0-0	
12 yrs	104-42	64-33	

CAREER			
	Overall	Conf.	Bowls/CFP
15 yrs	128-57	75-46	Won 8, Lost 7

HEAD COACH JAMES FRANKLIN

CAREER AT A GLANCE

- Franklin was named the 16th head football coach in the storied history of the Nittany Lion program on January 11, 2014.
- With his 104th win at Penn State, in the victory over Villanova, Franklin tied Rip Engle (104; 1950-65) for second all-time at Penn State.
- He reached the 100 win milestone at Penn State in the Nittany Lions' CFP First Round game against SMU. Franklin reached 100 wins at Penn State in 141 games.
- He is one of seven FBS coaches with 100+ wins at their current school (Kirk Ferentz, Iowa; Dabo Swinney, Clemson; Mike Gundy, Oklahoma State; Kyle Whittingham, Utah; Troy Calhoun, Air Force; Kirby Smart, Georgia). Among current FBS coaches with 100+ wins at their current school, Franklin was the third-fastest to 100 wins behind only Smart (117) and Swinney (129).
- Since 2016, Franklin's 74.3% winning percentage (87-30) ranks fourth among current FBS head coaches.
- In the last nine seasons under Franklin, Penn State is one of four teams to rank in the top 12 of the CFP final rankings at least seven times, joining Alabama, Georgia and Ohio State.
- He joins Ryan Day (Ohio State), Smart and Swinney as the only active coaches in college football to have won at least five New Year's Six or College Football Playoff games during the CFP era.
- Penn State has posted three consecutive 10-win seasons for the first time since 1980-82 and six 10-win seasons in the last nine years for the first time since 1978-86.
- The Nittany Lions have won 34 games over the last three seasons (2022-24), marking the first time in program history that Penn State has won at least 34 games over a three-year span.
- With PSU's victory in the 2022 Rose Bowl Game, Franklin became the fifth coach to win the Rose, Fiesta and Cotton Bowls at the same institution, joining Joe Paterno (Penn State), Bob Stoops (Oklahoma), Mack Brown (Texas) and Terry Donahue (UCLA).
- Franklin is one of three current Big Ten coaches (Ryan Day, Kirk Ferentz) to have won a Big Ten Championship and became the first African American head coach to win a Big Ten title after Penn State's 2016 victory.
- Franklin has led his teams to six Top 10 finishes (all at Penn State) and nine Top 25 finishes (2 at Vanderbilt; 7 at Penn State).
- Franklin has 30 years of coaching experience at the collegiate and NFL level.
- In his first 14 years as a head coach, Franklin mentored 116 players who have gone on to the NFL ranks.
- Franklin has coached 18 All-American selections, 32 national major award winners or finalists and 59 NFL Draft picks at Penn State.
- Franklin is first all-time in total wins and winning percentage by an FBS African American head coach (minimum 80 wins) and became the first (and only) African American FBS head coach to reach 100 career wins.

NIITTANY LIONS ON THE FIELD

- In 2024, Franklin led the Nittany Lions to their first-ever College Football Playoff appearance. Penn State earned a CFP First Round win over SMU (38-10) and a VRBO Fiesta Bowl Quarterfinals win over Boise State (31-14) to claim a berth into the CFP Semifinals. The Nittany Lions reached 13 wins in a season for the first time in program history. The 13-wins marked at least 10 wins in three-straight seasons for the fourth time in program history, first time as a Big Ten member, and first time since 1980-82. Penn State tallied 12+ wins in a season for the fourth time in program history, joining the 1973, 1986 and 1994 teams. Defensive end Abdul Carter became the program's 15th Unanimous Consensus All-American. Tight end Tyler Warren, also voted an All-American, was the Nittany Lions' first ever recipient of the John Mackey Award, given to the nation's top tight end, while finishing seventh in the Heisman Trophy voting, the highest finish by an FBS tight end since 1977.
- In 2023, Penn State posted a 10-win season for the second-straight year and reached the Chick-fil-A Peach Bowl after finishing 10th in the College Football Playoff Rankings. PSU put together one of its top defensive performances in school history, leading the country in sacks (49) and rushing defense (75.5), while finishing second in total defense (246.7), tackles for loss (111) and fewest first downs allowed (13.9) and third in scoring defense (13.5). The 49 sacks were a school record.
- Penn State defeated No. 8/7/10 Utah, 35-21, in the 109th Rose Bowl Game to cap off the 2022 season. The Nittany Lions reached the 11-win plateau for the 19th time in program history.
- Penn State earned a New Year's Day bowl berth against Arkansas in the Outback Bowl in 2021. With wins over No. 12/15 Wisconsin and No. 22/20 Auburn, Penn State tallied two wins over ranked teams within the first three games of the season for the first time in program history.
- In 2020, with the emergence of young skill players on offense, true freshmen accounted for 1,486 of Penn State's 3,873 total yards (38 percent), marking a school record for most combined scrimmage yards by true freshmen in a single season.
- Penn State earned its third 11-win season in four years with an 11-2 record in 2019, including a win over No. 17 Memphis in the Goodyear Cotton Bowl Classic. The Nittany Lions posted their fourth-straight top 12 finish in the final CFP rankings, coming in 10th, and were ranked ninth in the final Associated Press and Amway Coaches polls to earn their 25th AP Top 10 finish. Franklin was a finalist for the Paul "Bear" Bryant National Coach of the Year award for the second time at Penn State (2016) and third time in his head coaching career.
- In 2018, the Nittany Lions posted their third-straight season with at least nine wins with a 9-4 overall record, earning a berth in the VRBO Citrus Bowl. Penn State finished No. 12 in the final CFP rankings and No. 17 in the Associated Press and Amway Coaches polls.
- Penn State climbed as high as No. 2 in the rankings in 2017 and appeared in a second-straight New Year's Six bowl, earning a 35-28 win over No. 11 Washington in the PlayStation Fiesta Bowl. At 11-2, the Nittany Lions earned back-to-back 11-win seasons for the fifth time in program history and first time since 2008 and 2009. Penn State finished the season No. 8 in the Associated Press and Amway Coaches polls and No. 9 in the final CFP rankings.
- Penn State surged in 2016, winning nine consecutive games en route to the Big Ten Championship, a Rose Bowl berth and an 11-3 overall record. Penn State finished the season ranked No. 5 in the College Football Playoff rankings and No. 7 in the Associated Press and Amway Coaches polls. It was Penn State's highest finish in the polls since 2005. The Lions claimed their fourth overall Big Ten Championship and first outright title since 1994 with a thrilling, 38-31 comeback win over Wisconsin in the Big Ten Championship Game. Franklin was honored as Sporting News National Coach of the Year and the Woody Hayes National Coach of the Year, as well as the Dave McClain Big Ten Coach of the Year and Associated Press Big Ten Coach of the Year.
- Franklin guided the Nittany Lions to a 7-6 record in 2015 and a berth in the TaxSlayer Bowl.
- Franklin's first season in 2014 was bookended with a pair of thrilling victories for the Nittany Lions. It began with a final-play 26-24 victory over UCF in Dublin, Ireland, in Penn State's first-ever international game and ended with a comeback, a 31-30 overtime win over Boston College in the New Era Pinstripe Bowl in Yankee Stadium. Franklin became just the third Penn State coach to lead the team to at least seven wins in his first season, joining Dick Harlow (1915) and Bill O'Brien (2012), and he guided the Nittany Lions to a 4-0 start, joining Harlow as the only first-year Penn State coaches to win their initial four games.

NIITTANY LIONS IN THE CLASSROOM

- The Nittany Lions posted their first 1,000 single-year APR in program history in 2018-19, topping the previous high of 993 in 2014-15.
- Olumuyiwa Fashanu (2023), Sean Clifford (2021) and Trace McSorley (2018) were selected as a National Football Foundation (NFF) Scholar-Athletes and finalists for the Campbell Trophy, known as the "Academic Heisman." They are the 18th, 19th and 20th Nittany Lions to be selected as an NFF Scholar-Athlete.
- In 2019, punter Blake Gillikin took home CoSIDA Academic All-America® first-team honors for the second-straight year to become the 12th two-time first-team selection in Penn State history. He graduated with a perfect 4.0 grade-point average in May.
- Gillikin's two first-team CoSIDA Academic All-America honors increase Penn State football's total to 67 honorees, which ranks second in Division I football history (FBS and FCS).
- Tyler Yazujian collected a berth on the CoSIDA Academic All-America® first team in 2016 after an appearance on the second team in 2015.

**BOWL/POSTSEASON GAMES AS A COACH****As a Head Coach:**

2024 CFP - Semifinal (Orange Bowl)	PSU	L	27-24
2024 CFP - Quarterfinal (Fiesta Bowl)	PSU	W	31-14
2024 CFP - First Round	PSU	W	38-10
2023 Peach Bowl	PSU	L	38-25
2023 Rose Bowl	PSU	W	35-21
2022 Outback Bowl	PSU	L	24-10
2019 Cotton Bowl	PSU	W	53-39
2019 Citrus Bowl	PSU	L	27-24
2017 Fiesta Bowl	PSU	W	35-28
2017 Rose Bowl	PSU	L	52-49
2016 TaxSlayer Bowl	PSU	L	24-17
2014 Pinstripe Bowl	PSU	W	31-30 (OT)
2014 BBVA Compass Bowl	VU	W	41-24
2012 Music City Bowl	VU	W	38-24
2011 Liberty Bowl	VU	L	31-24

**As an Assistant Coach:**

2010 Military Bowl	UMD	W	51-20
2008 Humanitarian Bowl	UMD	W	42-35
2006 Texas Bowl	KSU	L	37-10
2004 Gator Bowl	UMD	W	41-7
2002 Orange Bowl	UMD	L	56-23
2002 Peach Bowl	UMD	W	30-3

**COACHING HONORS**

2019	Paul "Bear" Bryant Coach of the Year Finalist
2016	Sporting News National Coach of the Year
	Woody Hayes National Coach of the Year
	Maxwell Club Tri-State Coach of the Year
	College Sports Madness National Coach of the Year
	Eddie Robinson Coach of the Year Finalist
	Paul "Bear" Bryant Coach of the Year Finalist
	Associated Press Coach of the Year Finalist
	George Munger College Coach of the Year Semifinalist
	Big Ten Dave McClain Coach of the Year (media vote)
	Associated Press Big Ten Coach of the Year
	Athlon Sports Big Ten Coach of the Year
	ECAC Division I FBS Coach of the Year
	The Dodd Trophy Coach of the Week. (Oct. 24)
2012	Paul "Bear" Bryant Coach of the Year Finalist

**ALL-AMERICANS AS A HEAD COACH**

2024	Abdul Carter	1st Team (Unanimous Consensus)
	Tyler Warren	1st Team
2023	Olumuyiwa Fashanu	1st Team (Consensus)
	Chop Robinson	3rd Team
2022	Olumuyiwa Fashanu	2nd Team
	Kalen King	2nd Team
	Joey Porter Jr.	2nd Team
2021	Jaquan Brisker	2nd Team
	Arnold Ebiketie	2nd Team
	Jordan Stout	2nd Team
	Jahan Dotson	3rd Team
2019	Micah Parsons	1st Team (Consensus)
	Pat Freiermuth	2nd Team
2017	Saquon Barkley	1st Team (Unanimous Consensus)
	Mike Gesicki	2nd Team
2016	Saquon Barkley	3rd Team
2015	Carl Nassib	1st Team (Unanimous Consensus)
2014	Mike Hull	2nd Team
2013	Jordan Matthews	1st Team
2012	Jordan Matthews	3rd Team
2011	Casey Hayward	2nd Team

**AWARD WINNERS AS A HEAD COACH**

2024	Abdul Carter	Nagurski-Woodson Big Ten Defensive Player of the Year
		Smith-Brown Big Ten Defensive Lineman of the Year
	Nick Dawkins	Wuerffel Trophy
	Tyler Warren	Mackey Award
		Kwalick-Clark Big Ten Tight End of the Year
2023	Olumuyiwa Fashanu	Rimington-Pace Big Ten Offensive Lineman of the Year
		National Football Foundation Scholar-Athlete
2022	Nicholas Singleton	Thompson-Randle El Big Ten Freshman of the Year
	Chris Stoll	Patrick Mannely Award Winner
2021	Jordan Stout	Eddleman-Fields Big Ten Punter of the Year
	Sean Clifford	National Football Foundation Scholar-Athlete
		Allstate AFCA Good Works Team
2020	Pat Freiermuth	Kwalick-Clark Big Ten Tight End of the Year
2019	Micah Parsons	Butkus-Fitzgerald Big Ten Linebacker of the Year
2018	Trace McSorley	National Football Foundation Scholar-Athlete
2017	Saquon Barkley	Paul Hornung Award Winner
		Graham-George Big Ten Offensive Player of the Year
		Ameche-Dayne Big Ten Running Back of the Year
		Rodgers-Dwight Big Ten Return Specialist of the Year
		Chicago Tribune Silver Football Award
	Brandon Smith	Allstate AFCA Good Works Team
2016	Saquon Barkley	Graham-George Big Ten Offensive Player of the Year
		Ameche-Dayne Big Ten Running Back of the Year
		Chicago Tribune Silver Football Award
	Tyler Davis	Vlade Award
2015	Carl Nassib	Rotary Lombardi Award
		Ted Hendricks Award
		Lott IMPACT Award
		CBS Sports National Defensive Player of the Year
		Nagurski-Woodson Big Ten Defensive Player of the Year
	Ben Kline	Allstate AFCA Good Works Teams
2014	Mike Hull	Butkus-Fitzgerald Big Ten Linebacker of the Year

**FRANKLIN RECORDS VS. OPPONENTS**

Akron	2 0	Idaho	1 0	Presbyterian	1 0
Alabama	0 1	Illinois	5 2	Purdue	4 0
Appalachian State	1 0	Indiana	9 1	Rutgers	10 0
Arkansas	0 2	Iowa	5 2	San Diego State	1 0
Army	2 0	Kent State	3 0	SMU	1 0
Auburn	3 0	Kentucky	3 1	South Carolina	0 3
Austin Peay	1 0	Maryland	9 2	Temple	2 1
Ball State	1 0	Memphis	1 0	Tennessee	2 1
Boise State	1 0	Michigan	3 7	Texas A&M	0 1
Boston College	1 0	Michigan State	5 5	UAB	1 0
Bowling Green	1 0	Minnesota	3 1	UCF	1 0
Buffalo	2 0	Mississippi	2 2	UCLA	1 0
Central Michigan	1 0	Missouri	1 1	UMass	4 0
Cincinnati	0 1	NC State	1 0	USC	1 1
Connecticut	1 0	Nebraska	1 1	Villanova	2 0
Delaware	1 0	Nevada	1 0	Wake Forest	3 0
Elon	1 0	Northwestern	3 3	Washington	2 0
FIU	1 0	Notre Dame	0 1	West Virginia	2 0
Florida	1 2	Ohio	1 0	Wisconsin	4 0
Georgia	1 3	Ohio State	1 10	<b>Total</b>	<b>128 57</b>
Georgia State	1 0	Oregon	0 1		
Houston	1 0	Pittsburgh	3 1		





## NFL DRAFT PICKS

## As a Head Coach:

## 2025

Abdul Carter	1	3	.....	Giants
Tyler Warren	1	14	.....	Colts
Kevin Winston Jr.	3	82	.....	Titans
Jaylen Reed	6	187	.....	Texans
Kobe King	6	201	.....	Vikings

## 2024

Olumuyiwa Fashanu	1	11	.....	Jets
Chop Robinson	1	21	.....	Dolphins
Caedan Wallace	3	68	.....	Patriots
Adisa Isaac	3	93	.....	Ravens
Theo Johnson	4	107	.....	Giants
Hunter Nourzad	5	159	.....	Chiefs
Daequan Hardy	6	219	.....	Bills
Kalen King	7	255	.....	Packers

## 2023

Joey Porter Jr.	2	32	.....	Steelers
Brenton Strange	2	61	.....	Jaguars
Juice Scruggs	2	62	.....	Texans
Ji'Ayir Brown	3	87	.....	49ers
Sean Clifford	5	149	.....	Packers
Parker Washington	6	185	.....	Jaguars

## 2022

Jahan Dotson	1	16	.....	Commanders
Arnold Ebiketie	2	38	.....	Falcons
Jaquan Brisker	2	48	.....	Bears
Brandon Smith	4	120	.....	Panthers
Jordan Stout	4	130	.....	Ravens
Tariq Castro-Fields	6	221	.....	49ers
Rasheed Walker	7	249	.....	Packers
Jesse Luketa	7	256	.....	Cardinals

## 2021

Micah Parsons	1	12	.....	Cowboys
Odafe Oweh	1	31	.....	Ravens
Pat Freiermuth	2	55	.....	Steelers
Shaka Toney	7	246	.....	Commanders
Michal Menet	7	247	.....	Cardinals
Will Fries	7	248	.....	Colts

## 2020

Yetur Gross-Matos	2	38	.....	Panthers
KJ Hamler	2	46	.....	Broncos
John Reid	4	141	.....	Texans
Cam Brown	6	183	.....	Giants
Robert Windsor	6	193	.....	Colts

## 2019

Miles Sanders	2	53	.....	Eagles
Connor McGovern	3	90	.....	Cowboys
Shareef Miller	4	138	.....	Eagles
Amani Ouwariye	5	146	.....	Lions
Trace McSorley	6	197	.....	Ravens
Nick Scott	7	243	.....	Rams

## 2018

Saquon Barkley	1	2	.....	Giants
Mike Gesicki	2	42	.....	Dolphins
Oren Burks (V)	3	88	.....	Packers
Troy Apke	4	109	.....	Redskins
DaeSean Hamilton	4	113	.....	Broncos
Marcus Allen	5	148	.....	Steelers
Christian Campbell	6	182	.....	Cardinals

## 2017

Zach Cunningham (V)	2	57	.....	Texans
Chris Godwin	3	84	.....	Buccaneers
Will Holden (V)	5	157	.....	Cardinals

## 2016

Austin Johnson	2	43	.....	Titans
Christian Hackenberg	2	51	.....	Jets
Carl Nassib	2	65	.....	Browns
Anthony Zettel	6	202	.....	Lions
Jordan Lucas	6	204	.....	Dolphins
Stephen Weatherly (V)	7	227	.....	Vikings

## 2015

Donovan Smith	2	34	.....	Buccaneers
Adrian Amos	5	142	.....	Bears
Jesse James	5	160	.....	Steelers

## 2014

Jordan Matthews (V)	2	42	.....	Eagles
Wesley Johnson (V)	5	173	.....	Steelers
Andre Hal (V)	7	216	.....	Texans

## 2013

Zac Stacy (V)	5	160	.....	Rams
Ryan Seymour (V)	7	220	.....	Seahawks

## 2012

Casey Hayward (V)	2	62	.....	Packers
Tim Fugger (V)	7	214	.....	Colts

## As an Assistant Coach:

## 2011

Torrey Smith	2	58	.....	Ravens
Da'Rel Scott	7	211	.....	Giants

## 2010

Bruce Campbell	4	106	.....	Raiders
----------------	---	-----	-------	---------

## 2009

Darrius Heyward-Bey	1	7	.....	Raiders
Josh Freeman	1	17	.....	Buccaneers
Jaimie Thomas	7	236	.....	Colts
Dan Gronkowski	7	255	.....	Lions

## 2008

Jordy Nelson	2	36	.....	Packers
--------------	---	----	-------	---------

## 2007

Yamon Figurs	3	74	.....	Ravens
Thomas Clayton	6	186	.....	49ers

(V) - Indicates Franklin coached NFL Draft pick while at Vanderbilt.

## ALL-CONFERENCE SELECTIONS AS A HEAD COACH

## 2024

Abdul Carter	1st
Tyler Warren	1st
Olaiyavega Ioane	2nd
Kobe King	2nd
Jaylen Reed	2nd
Tyler Duzansky	3rd
A.J. Harris	3rd
Drew Allar	HM
Kaytron Allen	HM
Ryan Barker	HM
Nick Dawkins	HM
Dani Dennis-Sutton	HM
Anthony Donkoh	HM
Zane Durant	HM
Dvon J-Thomas	HM
Jalen Kimber	HM
Tony Rojas	HM
Drew Shelton	HM
Nicholas Singleton	HM (RB)
Harrison Wallace III	HM
Zakee Wheatley	HM
Sal Wormley	HM

## 2023

Abdul Carter	1st
Olumuyiwa Fashanu	1st
Adisa Isaac	1st
Chop Robinson	1st
Kaytron Allen	2nd
Alex Felkins	2nd
Daequan Hardy	2nd (RS)
Kalen King	2nd
Hunter Nourzad	2nd
Dani Dennis-Sutton	3rd
Johnny Dixon	3rd
Nicholas Singleton	3rd (RB)
Tyler Warren	3rd
Drew Allar	HM
Zane Durant	HM
Dvon J-Thomas	HM
Olaiyavega Ioane	HM
Curtis Jacobs	HM
Theo Johnson	HM
Kobe King	HM
KeAndre Lambert-Smith	HM
JB Nelson	HM
Jaylen Reed	HM
Riley Thompson	HM
Caedan Wallace	HM
Kevin Winston Jr.	HM
Sal Wormley	HM

Joey Porter Jr.	1st
Abdul Carter	2nd
PJ Mustipher	2nd
Olumuyiwa Fashanu	2nd
Nicholas Singleton	2nd (RS)
Ji'Ayir Brown	3rd
Adisa Isaac	3rd
Kalen King	3rd
Juice Scruggs	3rd
Brenton Strange	3rd
Barney Amor	HM
Sean Clifford	HM
Johnny Dixon	HM
Bryce Effner	HM
Curtis Jacobs	HM
Hunter Nourzad	HM
Jake Pinegar	HM
Chop Robinson	HM
Nick Tarburton	HM
Parker Washington	HM
Sal Wormley	HM

Joey Porter Jr.	1st
Abdul Carter	2nd
PJ Mustipher	2nd
Olumuyiwa Fashanu	2nd
Nicholas Singleton	2nd (RS)
Ji'Ayir Brown	3rd
Adisa Isaac	3rd
Kalen King	3rd
Juice Scruggs	3rd
Brenton Strange	3rd
Barney Amor	HM
Sean Clifford	HM
Johnny Dixon	HM
Bryce Effner	HM
Curtis Jacobs	HM
Hunter Nourzad	HM
Jake Pinegar	HM
Chop Robinson	HM
Nick Tarburton	HM
Parker Washington	HM
Sal Wormley	HM

Joey Porter Jr.	1st
Abdul Carter	2nd
PJ Mustipher	2nd
Olumuyiwa Fashanu	2nd
Nicholas Singleton	2nd (RS)
Ji'Ayir Brown	3rd
Adisa Isaac	3rd
Kalen King	3rd
Juice Scruggs	3rd
Brenton Strange	3rd
Barney Amor	HM
Sean Clifford	HM
Johnny Dixon	HM
Bryce Effner	HM
Curtis Jacobs	HM
Hunter Nourzad	HM
Jake Pinegar	HM
Chop Robinson	HM
Nick Tarburton	HM
Parker Washington	HM
Sal Wormley	HM

Joey Porter Jr.	1st
Abdul Carter	2nd
PJ Mustipher	2nd
Olumuyiwa Fashanu	2nd
Nicholas Singleton	2nd (RS)
Ji'Ayir Brown	3rd
Adisa Isaac	3rd
Kalen King	3rd
Juice Scruggs	3rd
Brenton Strange	3rd
Barney Amor	HM
Sean Clifford	HM
Johnny Dixon	HM
Bryce Effner	HM
Curtis Jacobs	HM
Hunter Nourzad	HM
Jake Pinegar	HM
Chop Robinson	HM
Nick Tarburton	HM
Parker Washington	HM
Sal Wormley	HM

Joey Porter Jr.	1st
Abdul Carter	2nd
PJ Mustipher	2nd
Olumuyiwa Fashanu	2nd
Nicholas Singleton	2nd (RS)
Ji'Ayir Brown	3rd
Adisa Isaac	3rd
Kalen King	3rd
Juice Scruggs	3rd
Brenton Strange	3rd
Barney Amor	HM
Sean Clifford	HM
Johnny Dixon	HM
Bryce Effner	HM
Curtis Jacobs	HM
Hunter Nourzad	HM
Jake Pinegar	HM
Chop Robinson	HM
Nick Tarburton	HM
Parker Washington	HM
Sal Wormley	HM

Joey Porter Jr.	1st
Abdul Carter	2nd
PJ Mustipher	2nd
Olumuyiwa Fashanu	2nd
Nicholas Singleton	2nd (RS)
Ji'Ayir Brown	3rd
Adisa Isaac	3rd
Kalen King	3rd
Juice Scruggs	3rd
Brenton Strange	3rd
Barney Amor	HM
Sean Clifford	HM
Johnny Dixon	HM
Bryce Effner	HM
Curtis Jacobs	HM
Hunter Nourzad	HM
Jake Pinegar	HM
Chop Robinson	HM
Nick Tarburton	HM
Parker Washington	HM
Sal Wormley	HM

Joey Porter Jr.	1st
Abdul Carter	2nd
PJ Mustipher	2nd
Olumuyiwa Fashanu	2nd
Nicholas Singleton	2nd (RS)
Ji'Ayir Brown	3rd
Adisa Isaac	3rd
Kalen King	3rd
Juice Scruggs	3rd
Brenton Strange	3rd
Barney Amor	HM
Sean Clifford	HM
Johnny Dixon	HM
Bryce Effner	HM
Curtis Jacobs	HM
Hunter Nourzad	HM
Jake Pinegar	HM
Chop Robinson	HM
Nick Tarburton	HM
Parker Washington	HM
Sal Wormley	HM

Joey Porter Jr.	1st
Abdul Carter	2nd
PJ Mustipher	2nd
Olumuyiwa Fashanu	2nd
Nicholas Singleton	2nd (RS)
Ji'Ayir Brown	3rd
Adisa Isaac	3rd
Kalen King	3rd
Juice Scruggs	3rd
Brenton Strange	3rd
Barney Amor	HM
Sean Clifford	HM
Johnny Dixon	HM
Bryce Effner	HM
Curtis Jacobs	HM
Hunter Nourzad	HM
Jake Pinegar	HM
Chop Robinson	HM
Nick Tarburton	HM
Parker Washington	HM
Sal Wormley	HM

Joey Porter Jr.	1st
Abdul Carter	2nd
PJ Mustipher	2nd
Olumuyiwa Fashanu	2nd
Nicholas Singleton	2nd (RS)
Ji'Ayir Brown	3rd
Adisa Isaac	3rd
Kalen King	3rd
Juice Scruggs	3rd
Brenton Strange	3rd
Barney Amor	HM
Sean Clifford	HM
Johnny Dixon	HM
Bryce Effner	HM
Curtis Jacobs	HM
Hunter Nourzad	HM
Jake Pinegar	HM
Chop Robinson	HM
Nick Tarburton	HM
Parker Washington	HM
Sal Wormley	HM

## 2021

Jaquan Brisker	1st
Jahan Dotson	1st (WR)
Arnold Ebiketie	1st
Jordan Stout	1st (P)
Ellis Brooks	2nd
PJ Mustipher	2nd
Ji'Ayir Brown	3rd
Jesse Luketa	3rd
Joey Porter Jr.	3rd
Brandon Smith	3rd
Rasheed Walker	3rd
Tariq Castro-Fields	HM
Sean Clifford	HM
Curtis Jacobs	HM
Juice Scruggs	HM
Mike Miranda	HM
Brenton Strange	HM

## 2020

Pat Freiermuth	1st
Odafe Oweh	1st
Shaka Toney	1st
Will Fries	2nd
Mike Miranda	2nd
Jaquan Brisker	3rd
Jahan Dotson	3rd (WR)
Michal Menet	3rd
Joey Porter Jr.	3rd
Lamont Wade	3rd
Rasheed Walker	3rd
Tariq Castro-Fields	HM
PJ Mustipher	HM
Antonio Shelton	HM
Brandon Smith	HM

## 2019

Yetur Gross-Matos	1st
Micah Parsons	1st
Pat Freiermuth	2nd
Steven Gonzalez	2nd
KJ Hamler	2nd (WR)
Shaka Toney	2nd
Cam Brown	3rd
Tariq Castro-Fields	3rd
Robert Windsor	3rd
Journey Brown	HM
Sean Clifford	HM
Will Fries	HM
Blake Gillikin	HM
Michal Menet	HM
Jan Johnson	HM
Jake Pinegar	HM
John Reid	HM
Garrett Taylor	HM
Lamont Wade	HM

Yetur Gross-Matos	1st
Pat Freiermuth	2nd
Steven Gonzalez	2nd
KJ Hamler	2nd (WR)
Shaka Toney	2nd
Cam Brown	3rd
Tariq Castro-Fields	3rd
Robert Windsor	3rd
Journey Brown	HM
Sean Clifford	HM
Will Fries	HM
Blake Gillikin	HM
Michal Menet	HM
Jan Johnson	HM
Jake Pinegar	HM
John Reid	HM
Garrett Taylor	HM
Lamont Wade	HM

Sean Clifford .....	HM
Will Fries .....	HM
Blake Gillikin .....	HM
Michal Menet.....	HM
Jan Johnson .....	HM

## STATISTICAL HIGHS &amp; LOWS UNDER JAMES FRANKLIN

## PENN STATE

## Total Offense Highs

718..... Kent State, 2024  
673..... Idaho, 2019  
643..... Kent State, 2018  
619..... at Maryland, 2019  
609..... Nebraska, 2017  
599..... Iowa, 2016  
591..... at Illinois, 2018  
586..... at Michigan State, 2023  
580..... Illinois, 2020  
579..... at Iowa, 2017

## Total Offense Lows

180..... at Temple, 2015  
186..... at Michigan, 2018  
191..... at Michigan, 2016  
207..... Michigan, 2015  
214..... at Michigan, 2014  
219..... Maryland, 2014  
227..... at Ohio State, 2019  
227..... Illinois, 2021  
233..... Michigan State, 2014  
238..... Michigan, 2023

## First Down Highs

40..... Kent State, 2024  
35..... Idaho, 2019  
34..... Delaware, 2023  
32..... Nebraska, 2017  
32..... Ball State, 2021  
31..... at Illinois, 2019  
30..... at Maryland, 2018  
30..... Maryland, 2020  
30..... at Nebraska, 2020  
29..... at Iowa, 2017

## First Down Lows

9..... at Temple, 2015  
10..... at Michigan, 2022  
11..... at Michigan, 2018  
11..... at Wisconsin, 2021  
12..... Army, 2015  
12..... at Michigan, 2016  
13..... Ohio State, 2016  
14..... Northwestern, 2014  
14..... at Ohio State, 2015  
14..... Michigan, 2015  
14..... Pittsburgh, 2017  
14..... Michigan State, 2018  
14..... Buffalo, 2019  
14..... Michigan, 2019  
14..... Illinois, 2021

## Rushing Yardage Highs

396..... vs. Memphis, 2019  
387..... at Illinois, 2018  
372..... Maryland, 2016  
359..... Iowa, 2016  
340..... at Rutgers, 2016  
331..... Idaho, 2019  
330..... Rutgers, 2015  
315..... Delaware, 2023  
310..... Maryland, 2018  
309..... Kent State, 2024

## Rushing Yardage Lows

16..... Ohio State, 2021  
33..... at Ohio State, 2021  
38..... Michigan State, 2014  
39..... Indiana, 2017  
42..... Maryland, 2014  
44..... Ohio State, 2020  
48..... at Maryland, 2015  
49..... at Ohio State, 2023  
50..... Northwestern, 2014  
50..... at Wisconsin, 2021

## Rushing Attempts Highs

62..... Maryland, 2016  
60..... Delaware, 2023  
58..... Northwestern, 2022  
57..... at Rutgers, 2020  
57..... Iowa, 2023  
53..... Iowa, 2019  
53..... vs. Memphis, 2019  
53..... Illinois, 2020  
52..... Iowa, 2016  
52..... at Indiana, 2020  
52..... at Nebraska, 2020

## Rushing Attempts Lows

18..... at Wisconsin, 2021  
22..... Michigan State, 2014  
22..... Michigan, 2015  
22..... at Michigan, 2022  
24..... Pittsburgh, 2017  
24..... Georgia State, 2017  
24..... Buffalo, 2019  
25..... Northwestern, 2014  
26..... Michigan State, 2021  
26..... at Ohio State, 2023

## Passing Yardage Highs

454..... vs. UCF, 2014  
429..... Villanova, 2021  
421..... at Maryland, 2019  
409..... Kent State, 2024  
401..... at Michigan State, 2017  
400..... at USC, 2024  
394..... at Ohio State, 2021  
386..... Michigan State, 2016  
384..... vs. Wisconsin, 2016  
371..... vs. Boston College, 2014  
371..... Ohio State, 2022

## Passing Yardage Lows

74..... Michigan, 2023  
81..... Rutgers, 2019  
88..... Rutgers, 2023  
93..... at Illinois, 2014  
103..... at Temple, 2015  
112..... Temple, 2014  
118..... at Michigan, 2018  
120..... at Ohio State, 2015  
121..... at Michigan, 2016  
128..... Buffalo, 2015  
128..... at Ohio State, 2019

## Passing Attempt Highs

57..... Maryland, 2020  
52..... at Ohio State, 2021  
50..... Ohio State, 2014  
50..... vs. Boston College, 2014  
48..... at Iowa, 2017  
48..... at Michigan State, 2017  
47..... vs. UCF, 2014  
47..... at Michigan State, 2015  
47..... at Maryland, 2021  
47..... Ohio State, 2022

## Passing Attempt Lows

13..... at Ohio State, 2015  
14..... Rutgers, 2023  
15..... Rutgers, 2019  
16..... at Illinois, 2014  
17..... at Michigan, 2018  
18..... Iowa, 2016  
18..... at West Virginia, 2024  
19..... Rutgers, 2015  
19..... Army, 2015  
19..... Maryland, 2016

## Passing Completion Highs

35..... at Ohio State, 2021  
34..... vs. Boston College, 2014  
32..... vs. UCF, 2014  
32..... vs. Washington, 2014  
32..... Ohio State, 2022  
31..... Ohio State, 2014  
31..... at Iowa, 2017  
31..... Ohio, 2022  
31..... at USC, 2024  
29..... at Northwestern, 2017  
29..... at Maryland, 2021  
29..... Auburn, 2019  
29..... Nevada, 2025

## Passing Completion Lows

7..... at Ohio State, 2015  
7..... Rutgers, 2023  
8..... at Illinois, 2014  
8..... Ohio State, 2016  
8..... at Michigan, 2018  
8..... Rutgers, 2019  
10..... Rutgers, 2015  
10..... Army, 2015  
10..... Maryland, 2016  
10..... Northwestern, 2022

## Scoring Highs

79..... Idaho, 2019  
66..... at Maryland, 2017  
63..... Kent State, 2018  
63..... at Illinois, 2018  
63..... Delaware, 2023  
63..... UMass, 2023  
62..... Purdue, 2016  
59..... at Maryland, 2019  
56..... Georgia State, 2017  
56..... Nebraska, 2017  
56..... Illinois, 2020  
56..... Kent State, 2024

## Scoring Lows

6..... Northwestern, 2014  
7..... at Michigan, 2018  
10..... Michigan State, 2014  
10..... at Temple, 2015  
10..... at Ohio State, 2015  
10..... at Michigan, 2016  
10..... vs. Arkansas, 2021  
12..... at Ohio State, 2023  
13..... at Rutgers, 2014  
13..... at Michigan, 2014  
13..... at Indiana, 2014

## Total Offense Highs

575..... vs. USC, 2016  
563..... at Michigan, 2022  
554..... at Indiana, 2018  
542..... vs. Memphis, 2019  
540..... vs. Ole Miss, 2023  
529..... at Ohio State, 2017  
526..... Ohio State, 2020  
515..... at Michigan, 2016  
474..... at Michigan State, 2017  
469..... Minnesota, 2016

## Total Offense Lows

53..... at Michigan State, 2023  
66..... Kent State, 2024  
76..... Iowa, 2023  
87..... at Rutgers, 2016  
104..... Purdue, 2019  
109..... UMass, 2023  
128..... at Maryland, 2019  
134..... Maryland, 2022  
140..... Delaware, 2023  
145..... Idaho, 2019

## First Down Highs

33..... vs. USC, 2016  
32..... at Indiana, 2018  
31..... Minnesota, 2016  
30..... vs. Ole Miss, 2023  
29..... at Wisconsin, 2021  
29..... at Maryland, 2021  
28..... at Michigan, 2022  
27..... at Ohio State, 2017  
27..... at Ohio State, 2019  
27..... vs. Memphis, 2019

## First Down Lows

4..... Iowa, 2023  
5..... at Rutgers, 2016  
5..... Idaho, 2019  
5..... Delaware, 2023  
5..... at Michigan State, 2023  
6..... Kent State, 2024  
8..... Temple, 2014  
8..... Purdue, 2019  
9..... at Rutgers, 2022  
9..... UMass, 2023

## Rushing Yardage Highs

418..... at Michigan, 2022  
357..... Illinois, 2021  
353..... vs. Arkansas, 2021  
341..... at Pitt, 2016  
326..... at Michigan, 2016  
315..... at Ohio State, 2015  
285..... vs. Boston College, 2014  
261..... Army, 2015  
259..... at Michigan, 2018  
245..... at Pittsburgh, 2018  
245..... at Illinois, 2018

## Rushing Yardage Lows

-49..... at Maryland, 2023  
-35..... at Michigan State, 2023  
-19..... Purdue, 2019  
3..... UMass, 2014  
4..... Idaho, 2019  
20..... Iowa, 2023  
24..... vs. UCF, 2014  
24..... Pittsburgh, 2019  
25..... Michigan State, 2022  
30..... Iowa, 2016

## OPPONENTS

## Rushing Attempts Highs

67..... Illinois, 2021  
61..... at Ohio State, 2019  
58..... Buffalo, 2019  
58..... at Wisconsin, 2021  
58..... vs. Arkansas, 2021  
57..... Ohio State, 2014  
56..... at Pitt, 2016  
55..... Army, 2015  
55..... at Rutgers, 2018  
55..... at Michigan, 2022

## Rushing Attempts Lows

16..... at Maryland, 2023  
17..... Iowa, 2023  
20..... Temple, 2014  
22..... at Purdue, 2022  
23..... at Iowa, 2017  
23..... Central Michigan, 2022  
24..... Indiana, 2021  
24..... Delaware, 2023  
24..... at USC, 2024  
25..... Akron, 2014  
25..... at Maryland, 2017  
25..... Pittsburgh, 2019  
25..... Michigan State, 2022

## Passing Yardage Highs

479..... vs. Memphis, 2019  
453..... vs. USC, 2016  
400..... at Michigan State, 2017  
399..... Nebraska, 2017  
394..... vs. Ole Miss, 2023  
372..... Pittsburgh, 2019  
371..... Akron, 2019  
371..... at Maryland, 2021  
365..... at Purdue, 2022  
354..... Ohio State, 2022

## Passing Yardage Lows

18..... Kent State, 2024  
32..... Army, 2021  
38..... Illinois, 2015  
43..... Rutgers, 2017  
45..... UMass, 2023  
46..... at Rutgers, 2018  
48..... at Rutgers, 2016  
55..... at Pittsburgh, 2018  
56..... Iowa, 2023  
58..... Delaware, 2023

## Passing Attempt Highs

60..... at Purdue, 2022  
58..... at Maryland, 2021  
56..... at Michigan State, 2017  
55..... Purdue, 2016  
55..... at Indiana, 2018  
54..... vs. USC, 2016  
53..... Michigan State, 2018  
53..... vs. Memphis, 2019  
52..... Central Michigan, 2022  
51..... Pittsburgh, 2019

## Passing Attempt Lows

1..... Army, 2015  
8..... Michigan, 2023  
13..... Kent State, 2024  
15..... at Pitt, 2016  
15..... vs. Kentucky, 2018  
16..... Maryland, 2016  
16..... at Rutgers, 2018  
16..... Iowa, 2023  
16..... Rutgers, 2023  
17..... at Rutgers, 2016  
17..... at Michigan, 2018  
17..... Delaware, 2023

## Passing Completion Highs

41..... at Maryland, 2021  
36..... Purdue, 2016  
35..... at Indiana, 2018  
35..... Pittsburgh, 2019  
33..... vs. USC, 2016  
33..... at Ohio State, 2017  
33..... at Michigan State, 2017  
33..... vs. Memphis, 2019  
31..... Indiana, 2019  
31..... at Maryland, 2023

## Passing Completion Lows

1..... Army, 2015  
2..... Kent State, 2024  
5..... at Rutgers, 2018  
6..... Delaware, 2023  
6..... Iowa, 2023  
7..... at Rutgers, 2016  
7..... Rutgers, 2017  
7..... Michigan, 2023  
8..... Illinois, 2020  
8..... Illinois, 2021

## Scoring Highs

55..... at Michigan State, 2015  
52..... vs. USC, 2016  
49..... at Michigan, 2016  
45..... vs. Oregon, 2024  
44..... Nebraska, 2017  
44..... Ohio State, 2022  
42..... at Pitt, 2016  
42..... at Michigan, 2018  
41..... Iowa, 2020  
41..... at Michigan, 2022

## Scoring Lows

0..... Illinois, 2015  
0..... at Rutgers, 2016  
0..... Akron, 2017  
0..... Georgia State, 2017  
0..... at Maryland, 2019  
0..... Indiana, 2021  
0..... Rutgers, 2021  
0..... Maryland, 2022  
0..... Iowa, 2023  
0..... UMass, 2023  
0..... at Michigan State, 2023  
0..... Kent State, 2024  
0..... FIU, 2025

PRONUNICATIONS	COACHING STAFF POTW	AWARD HONORS
<p>Randy Adirika . . . . . Randy ADD-er-REEK-uh Owen Aliciene . . . . . Owen AI-luh-seen-EE Drew Allar . . . . . Drew AL-ler Kaleb Artis . . . . . Kaleb AR-tiss Alex Birchmeier . . . . . Alex BURK-myer Henry Boehme . . . . . Henry BAYME Amare Campbell . . . . . uh-MAR-ee Campbell Audavion Collins . . . . . aw-DAY-vee-on Collins Tyseer Denmark . . . . . Ty-SEAR Denmark Dani Dennis-Sutton . . . . . deny Dennis-Sutton Matt Detisch . . . . . Matt Det-ish Khalil Dinkins . . . . . kuh-LEEL Dinkins Anthony Donkoh . . . . . Anthony donk-O Jeff Exinor Jr. . . . . Jeff ex-ih-ner Zuriah Fisher . . . . . zrr-RYE-uh Fisher Finn Furmanek . . . . . Finn fir-muh-NACK Xavier Gilliam . . . . . X-zay-vee-ur Gilliam Malachi Goodman . . . . . MAL-uh-keye Goodman Ethan Grunkemeyer . . . . . Ethan GRUNK-uh-myer Kyron Hudson . . . . . kye-rin Hudson Olaivavega Ioane . . . . . O-LIE-vuh-VEENG-uh Yo-wahn-ay Kari Jackson . . . . . car-E Jackson Yvan Kemajou . . . . . E-von Chem-ah-zhou Karson Kiesewetter . . . . . Karson key-zee-wetter Bekkeem Kritza . . . . . Becham Kree-tza Dejuan Lane . . . . . DAY-zawn Lane Donte Nastasi . . . . . Donte nuh-staz-e DaKaari Nelson . . . . . duh-CAR-e Nelson Gabriel Nwosu . . . . . Gabriel wo-SUE Andrew Olesh . . . . . Andrew ol-ish Chimdy Onoh . . . . . CHIM-dee O-no Trebora Peña . . . . . Treb-brr (like Trevor) Peña Aidan Probst . . . . . Aidan pr-oh-bst Jackson Pryts . . . . . Jackson PRITS Andrew Rappleyea . . . . . Andrew RAPPLE-yay Nolan Rucci . . . . . Nolan Rew-CHEE Dominic Rulli . . . . . Dominic ru-LEE Joey Schlaffer . . . . . Joey SHLA-fur Sam Siafa . . . . . Sam see-AH-fa Jaxon Smolik . . . . . Jackson SMOLE-lick Blaise Sokach-Minnick . . . . . Blaze So-katch-mi-nick Alex Tatsch . . . . . Alex tash Vaboue Toure . . . . . Vah-boo tore-A Owen Wafle . . . . . Owen WAY-full Zakee Wheatley . . . . . Zack-KEY Wheatley Enai White . . . . . E-nye White J'Ven Williams . . . . . JAY-vin Williams Mylachi Williams . . . . . MAL-uh-keye Williams Kenny Woseley Jr. . . . . Kenny WOOZ-lee Keon Wylie . . . . . Keon WHY-lee</p>	<p>The Penn State coaching staff chooses players of the week in all three phases. Here are their selections:</p> <p><b>AUG. 30 - NEVADA</b></p> <ul style="list-style-type: none"><li>Offensive: . . . . . Drew Allar</li><li>Defensive: . . . . . Dani Dennis-Sutton</li><li>Special Teams: . . . . . King Mack</li><li>D-Squad: . . . . . Henry Boehme (O), Jaxon Smolik (O), . . . . . Tyler Armstead (D), Cam Smith (D), Matt Henderson (ST)</li></ul> <p><b>SEPT. 6 - FIU</b></p> <ul style="list-style-type: none"><li>Offensive: . . . . . Kaytron Allen</li><li>Defensive: . . . . . Chaz Coleman</li><li>Special Teams: . . . . . Dominic DeLuca</li><li>D-Squad: . . . . . Michael Troutman III (O), Matt Henderson (O), . . . . . Sam Siafa (D), Joshua Johnson (D), LaVar Arrington II (ST)</li></ul> <p><b>SEPT. 13 - VILLANOVA</b></p> <ul style="list-style-type: none"><li>Offensive: . . . . . Drew Shelton</li><li>Defensive: . . . . . Tony Rojas</li><li>Special Teams: . . . . . Ryan Barker</li><li>D-Squad: . . . . . Tikey Hayes (O), Matt Henderson (O), . . . . . Cam Smith (D), Daniel Jennings (D), Cam Smith (ST)</li></ul>	<p><b>DREW ALLAR, QB</b> Davey O'Brien Award Watch List Johnny Unitas Golden Arm Award Watch List Manning Award Watch List Maxwell Award Watch List Walter Camp Player of the Year Award Watch List</p> <p><b>KAYTRON ALLEN, RB</b> Doak Walker Award Watch List Maxwell Award Watch List Associated Press Preseason All-America Second Team ESPN Preseason All-America Second Team</p> <p><b>COOPER COUSINS, OL</b> Allstate Wuerffel Trophy Watch List Allstate Good Works Team Nominee</p> <p><b>NICK DAWKINS, OL</b> CBS Preseason All-America Second Team</p> <p><b>DANI DENNIS-SUTTON, DE</b> Bednarik Award Watch List</p> <p><b>ZANE DURANT, DT</b> Bednarik Award Watch List Bronko Nagurski Trophy Watch List Lombardi Trophy Watch List Outland Trophy Watch List Associated Press Preseason All-America First Team The Sporting News Preseason All-America Walter Camp Preseason All-America CBS Preseason All-America First Team The Athletic Preseason All-America First Team</p> <p><b>TYLER DUZANSKY, LS</b> Patrick Mannelly Award Watch List</p> <p><b>AJ HARRIS, CB</b> Bednarik Award Watch List Lott IMPACT Trophy Watch List Bronko Nagurski Trophy Watch List</p> <p><b>OLAIVAVEGA IOANE, OL</b> Lombardi Award Watch List Outland Trophy Watch List Polynesian Player of the Year Award Watch List Associated Press Preseason All-America First Team The Sporting News Preseason All-America Walter Camp Preseason All-America ESPN Preseason All-America First Team CBS Preseason All-America First Team The Athletic Preseason All-America First Team</p> <p><b>GABRIEL NWOSU, P</b> Ray Guy Award Watch List</p> <p><b>TREBOR PEÑA, WR</b> Biletnikoff Award Watch List Paul Hornung Award Watch List</p> <p><b>DEVONTE ROSS, WR</b> Biletnikoff Award Watch List</p> <p><b>NICHOLAS SINGLETON, RB</b> Doak Walker Award Watch List Maxwell Award Watch List Walter Camp Player of the Year Award Watch List Associated Press Preseason All-America First Team The Sporting News Preseason All-America Walter Camp Preseason All-America ESPN Preseason All-America First Team CBS Preseason All-America First Team The Athletic Preseason All-America First Team</p>
<p><b>WELCOME TO THE GAME</b></p> <p><b>Collegiate Debut (20):</b></p> <ul style="list-style-type: none"><li><b>Nevada (8/30):</b> DT <b>Randy Adirika</b>, OL <b>Owen Aliciene</b>, DT <b>Liam Andrews</b>, CB <b>Tyler Armstead</b>, DE <b>Chaz Coleman</b>, CB <b>Daryus Dixon</b>, LS <b>Andrew Dufault</b>, WR <b>Aaron Enterline</b>, WR <b>Koby Howard</b>, CB <b>Jahmir Joseph</b>, DE <b>Yvan Kemajou</b>, S <b>Karson Kiesewetter</b>, DE <b>Bobby Mears</b>, K <b>Matthew Parker</b>, OL <b>Garrett Sexton</b>, DT <b>Owen Wafle</b>, DE <b>Mylachi Williams</b></li><li><b>Villanova (9/13):</b> DE <b>Cortez Harris</b>, LB <b>Alex Tatsch</b>, CB <b>Xxavier Thomas</b></li></ul> <p><b>Penn State Debut (26):</b></p> <ul style="list-style-type: none"><li><b>Nevada (8/30):</b> Adirika, Aliciene, Andrews, Armstead, LB <b>Amare Campbell</b>, Coleman, Dixon, Dufault, Enterline, Howard, WR <b>Kyron Hudson</b>, Joseph, Kemajou, Kiesewetter, Mears, Parker, WR <b>Trebora Peña</b>, WR <b>Devonte Ross</b>, Sexton, OL <b>TJ Shanahan Jr.</b>, Wafle, DE <b>Enai White</b> and Williams</li><li><b>Villanova (9/13):</b> Harris, Tatsch, Thomas</li></ul> <p><b>True Freshmen (11):</b></p> <ul style="list-style-type: none"><li><b>Nevada (8/30):</b> Adirika, Aliciene, Coleman, Dixon, Howard, Joseph, Kemajou, Parker</li><li><b>Villanova (9/13):</b> Harris, Tatsch, Thomas</li></ul> <p><b>First Collegiate Start (7):</b></p> <ul style="list-style-type: none"><li><b>Nevada (8/30):</b> S <b>Antoine Belgrave-Shorter</b>, CB <b>Audavion Collins</b>, DE <b>Jaylen Harvey</b>, CB <b>Kenny Woseley Jr.</b></li><li><b>FIU (9/6):</b> DE <b>Zuriah Fisher</b></li><li><b>Villanova (9/13):</b> S <b>King Mack</b></li></ul> <p><b>First Start at Penn State (10):</b></p> <ul style="list-style-type: none"><li><b>Nevada (8/30):</b> Belgrave-Shorter, Campbell, Collins, DT <b>Alonzo Ford Jr.</b>, Harvey, Hudson, Peña, Woseley</li><li><b>FIU (9/6):</b> Fisher</li><li><b>Villanova (9/13):</b> Mack</li></ul>		



## NATIONAL NITS

Below is a list of Penn State players that rank among the top-100 individuals and top-50 teams in the most recent season statistical rankings.

Rankings listed NCAA/Big Ten; Statistics are as of September 21, 2025

- QB Drew Allar**
  - Completions Per Game - 19.0 (50/7)
  - Completion Percentage - 64.8 (64/11)
  - Passing Yards Per Game - 208.7 (68/13)
  - Passing Efficiency - 137.3 (74/14)
  - Yards Per Pass Attempt - 7.11 (79/15)
  - Passing Touchdowns - 4 (80/13)
  - Total Offense Per Game - 217.7 (80/13)
  - Yards Per Completion - 10.98 (92/14)
  - Passing Yards - 626 (93/15)
- RB Kaytron Allen**
  - Yards Per Carry - 8.03 (8/2)
  - Rushing Yards Per Game - 91.0 (26/5)
  - Rushing Yards - 273 (57/7)
  - Rushing Touchdowns - 3 (65/9)
- K Ryan Barker**
  - Field Goals Per Game - 3.0 (1/1)
  - Points Per Game - 13.0 (3/2)
  - Field Goal Percentage - 90.0 (33/6)
  - Points Responsible For Per Game - 13.0 (55/14)
  - Points Responsible For - 39 (89/17)
- LB Amare Campbell**
  - Solo Tackles Per Game - 5.33 (22/6)
  - Total Tackles Per Game - 7.3 (83/7)
- DE Chaz Coleman**
  - Fumbles Recovered - 1 (12/4)
  - Forced Fumbles Per Game - 0.33 (21/4)
- DE Dani Dennis-Sutton**
  - Forced Fumbles Per Game - 0.67 (2/1)
  - Tackles For Loss Per Game - 1.5 (18/4)
  - Sacks Per Game - 0.67 (55/12)
- CB Kolin Dinkins**
  - Forced Fumbles Per Game - 0.33 (21/4)
- DT Zane Durant**
  - Total Interceptions - 1 (47/11)
  - Interceptions Per Game - 0.33 (47/11)
- DT Alonzo Ford Jr.**
  - Total Interceptions - 1 (47/11)
  - Interceptions Per Game - 0.33 (47/11)
- CB A.J. Harris**
  - Fumbles Recovered - 1 (12/4)
- WR Kyrion Hudson**
  - Receptions Per Game - 4.67 (74/14)
- CB Jahmir Joseph**
  - Total Interceptions - 1 (47/11)
  - Interceptions Per Game - 0.33 (47/11)
- S King Mack**
  - Kick Return Average - 30.8 (15/3)
  - Combined Kick Return Yards - 123 (52/5)
- WR Trebor Peña**
  - Receptions Per Game - 4.33 (89/16)
- TE Luke Reynolds**
  - Receptions Per Game - 4.33 (89/16)
- LB Tony Rojas**
  - Tackles For Loss Per Game - 1.5 (18/4)
  - Sacks Per Game - 0.67 (55/12)
- WR Devonte Ross**
  - Punt Return Average - 12.5 (25/5)
- RB Nicholas Singleton**
  - Rushing Touchdowns - 5 (14/6)
  - Total Touchdowns - 5 (23/7)
  - Yards Per Carry - 4.37 (99/13)
  - Rushing Yards Per Game - 59.7 (100/15)
- CB Elliot Washington II**
  - Interceptions Per Game - 0.33 (47/11)
  - Total Interceptions - 1 (47/11)
- S Zakee Wheatley**
  - Fumbles Recovered - 1 (12/4)
- TEAM**
  - Fumbles Lost - 0 (1/1)
  - Turnover Margin - Plus-6 (1/1)
  - Tackles For Loss Allowed Per Game - 2.67 (2/2)
  - Scoring Defense - 5.7 (3/2)
  - Red Zone Defense - 50.0 (3/3)
  - Tackles For Loss Per Game - 9.7 (4/3)
  - First Downs Allowed - 38 (4/4)
  - Turnovers Lost - 1 (6/1)
  - Net Punting - 46.6 (6/3)
  - Passing Efficiency Defense - 88.49 (6/3)
  - Total Defense - 224.0 (9/3)
  - Blocked Punts - 1 (11/4)
  - Passing Defense - 123.3 (12/5)
  - Fumbles Recovered - 3 (13/3)
  - Takeaways - 7 (13/3)
  - Interceptions Thrown - 1 (13/4)
  - Scoring Offense - 44.0 (13/5)
  - Kick Return Average - 30.75 (14/3)
  - Sacks Per Game - 3.0 (16/5)
  - Blocked Kicks - 1 (17/5)
  - Defensive Touchdowns - 1 (17/5)
  - Interceptions - 4 (20/5)
  - Sacks Allowed Per Game - 1.0 (30/5)
  - Red Zone Offense - 94.1 (30/6)
  - Rushing Defense - 100.7 (34/10)
  - Rushing Offense - 193.7 (44/7)
  - Total Offense - 437.3 (46/8)

## PENN STATE VS. BIG TEN

### PENN STATE VS. BIG TEN

- Penn State is 58-23 in the Big Ten since 2016.
- PSU won 13 consecutive games against Big Ten opponents from 2016-17, breaking its record of 12 from 1993-94.
- Penn State owns a 264-132-3 mark against Big Ten Conference teams since the Nittany Lions first opposed Ohio State in 1912.
- The Nittany Lions began play as a member of the Big Ten Conference in 1993 and have a 168-96 mark.
- Penn State played 132 games vs. the current Big Ten alignment when either or both Penn State itself (prior to 1993) or the opponent (Nebraska prior to 2011; Maryland and Rutgers prior to 2014; Oregon, UCLA, USC and Washington prior to 2024) was not yet a member of the Big Ten. The Nittany Lions went 92-37-3 in those games.

Opponent	Record	1st Meeting	Last Meeting
Illinois	22-6	1954	2024
<b>Indiana</b>	<b>25-2</b>	<b>1993</b>	<b>2023</b>
<b>Iowa</b>	<b>18-14</b>	<b>1930</b>	<b>2023</b>
Maryland	44-3-1	1917	2024
Michigan	10-17	1993	2023
<b>Michigan State</b>	<b>19-18-1</b>	<b>1914</b>	<b>2023</b>
Minnesota	11-6	1993	2024
<b>Nebraska</b>	<b>8-10</b>	<b>1920</b>	<b>2020</b>
<b>Northwestern</b>	<b>16-5</b>	<b>1993</b>	<b>2023</b>
<b>Ohio State</b>	<b>14-26</b>	<b>1912</b>	<b>2024</b>
<b>Oregon</b>	<b>3-2</b>	<b>1960</b>	<b>2024</b>
Purdue	17-3-1	1951	2024
<b>Rutgers</b>	<b>32-2</b>	<b>1918</b>	<b>2023</b>
<b>UCLA</b>	<b>3-4</b>	<b>1963</b>	<b>2024</b>
USC	5-6	1922	2024
Washington	4-0	1921	2024
Wisconsin	12-9	1953	2024

Bold indicates 2025 opponent

### BIG TEN'S NEW TEAMS

- The Big Ten welcomed four former Pac-12 schools ahead of the 2024 season.
- Oregon, UCLA, USC and Washington joined the conference to expand the league to 18 teams.
- The Nittany Lions meet Oregon (9/27) and UCLA (10/4) in 2025.
- PSU went 3-1 against former Pac-12 members in 2024 with wins over UCLA (27-11), USC (33-30, OT) and Washington (35-6).
- Penn State's all-time games against the former Pac-12 schools:

Date	Opponent	Score
12/3/1921	at Washington	W, 21-7
1/1/1923	vs. USC (Rose Bowl)	L, 3-14
12/17/1960	vs. No. 16 Oregon (Liberty Bowl)	W, 41-12
9/21/1963	at Oregon	W, 17-7
9/28/1963	UCLA	W, 17-14
9/26/1964	at UCLA	L, 14-21
10/3/1964	Oregon	L, 14-22
10/2/1965	UCLA	L, 22-24
10/15/1966	at No. 4 UCLA	L, 11-49
10/7/1967	No. 3 UCLA	L, 15-17
10/12/1968	at UCLA	W, 21-6
1/1/1982	vs. No. 8 USC (Fiesta Bowl)	W, 26-10
12/26/1983	vs. Washington (Aloha Bowl)	W, 13-10
9/15/1990	at No. 6 USC	L, 14-19
9/14/1991	at USC	L, 10-21
9/11/1993	USC	W, 21-20
9/10/1994	No. 14 USC	W, 38-14
1/2/1994	vs. No. 12 Oregon (Rose Bowl)	W, 38-20
8/25/1996	vs. No. 7 USC (Giants Stadium)	W, 24-7
8/27/2000	vs. No. 15 USC (Giants Stadium)	L, 5-29
1/1/2009	vs. No. 5 USC (Rose Bowl)	L, 24-38
1/2/2017	vs. No. 9 USC (Rose Bowl)	L, 49-52
12/30/2017	vs. No. 12 Washington (Fiesta Bowl)	W, 35-28
10/5/2024	UCLA	W, 27-11
10/12/2024	at USC	W, 33-30 (OT)
11/9/2024	Washington	W, 35-6
12/7/2024	vs. No. 1 Oregon (Big Ten Championship)	L, 37-45

## HISTORIC SERIES

- The Nittany Lions have played 24 teams 20 or more times in the 139-year history of the program.
- Penn State owns a winning record against 20 of the 24 teams that it has met 20 or more times.
- Five of the 24 teams are on the 2024 schedule, including Northwestern (21), Iowa (32), Ohio State (40), Indiana (27) and Michigan State (38).
- Nineteen of the 24 programs are currently members of NCAA Division I FBS.

Team	Meetings	Record
Pittsburgh	100	53-43-4
Syracuse	71	43-23-5
West Virginia	61	50-9-2
Maryland *	48	44-3-1
Penn ^	47	18-25-4
Temple	45	40-4-1
<b>Ohio State *</b>	<b>40</b>	<b>14-26</b>
Bucknell ^	38	28-10
<b>Michigan State *</b>	<b>38</b>	<b>19-18-1</b>
Navy	38	19-17-2
Rutgers *	34	32-2
<b>Iowa *</b>	<b>32</b>	<b>18-14</b>
Gettysburg ^	28	27-0-1
Illinois *	28	22-6
<b>Indiana *</b>	<b>27</b>	<b>25-2</b>
Michigan *	27	10-17
Army	26	14-10-2
Boston College	24	20-4
Lehigh ^	23	16-6-1
<b>Northwestern*</b>	<b>21</b>	<b>16-5</b>
Purdue*	21	17-3-1
Wisconsin*	21	12-9
Lebanon Valley ^	20	20-0
Notre Dame	20	9-10-1

\* - Current Big Ten team | ^ - Current Non-FBS university

Bold indicates 2025 opponent

### HOME SWEET HOME

- With a 326-82 all-time record in Beaver Stadium, Penn State is the sixth-best record in its venue amongst current FBS schools and sits first in the Big Ten.
- The Nittany Lions welcomed 111,030 fans against Ohio State on Nov. 2, a Beaver Stadium record, and 110,233 fans against Washington for the Penn State White Out Game, which ranks ninth in stadium history.
- Penn State averaged 108,409 fans in seven home games in 2023, which is the second-highest single-season average attendance in Beaver Stadium history and is the highest since record 108,917 average in 2007.
- Only Alabama (.845) and Oklahoma (.817) have higher winning percentages in facilities older than Beaver Stadium.

School	Stadium Name (Opened)	Rec	Win %
1. Alabama	Bryant-Denny Stadium (1929)	306-55-3	.845
2. Boise State	Albertsons Stadium (1970)	294-61	.828
3. Oklahoma	Gaylord Family-Oklahoma Memorial Stad. (1923)	431-91-15	.817
4. Marshall	Joan C. Edwards Stadium (1991)	190-43	.815
5. Ga. Southern	Paulson Stadium (1984)	220-51	.812
<b>6. Penn State</b>	<b>Beaver Stadium (1960)</b>	<b>326-82</b>	<b>.799</b>
7. Ohio State	Ohio Stadium (1922)	482-115-20	.797
8. Georgia	Sanford Stadium (1929)	388-107-9	.779
9. Auburn	Jordan-Hare Stadium (1939)	351-99-7	.776
10. Tennessee	Neyland Stadium (1921)	503-142-17	.773

### TOP 10 BEAVER STADIUM CROWDS

Date	Result	Attendance
11/2/24	Ohio State 20, Penn State 13	111,030
9/29/18	Ohio State 27, Penn State 26	110,889
11/11/23	Michigan 24, Penn State 15	110,856
9/23/23	Penn State 31, Iowa 0	110,830
10/21/17	Penn State 42, Michigan 13	110,823
9/14/02	Penn State 40, Nebraska 7	110,753
9/2/23	Penn State 38, West Virginia 15	110,747
10/19/19	Penn State 28, Michigan 21	110,669
11/9/24	Penn State 35, Washington 6	110,233
10/27/07	Ohio State 37, Penn State 17	110,134

WINNINGEST PROGRAMS	NITTANY LIONS IN THE NFL	LETTERMEN ON STAFF																																																																																																																																																																																				
<p>In its 139th season of varsity football, Penn State has posted 946 victories to rank No. 7 in the nation. The Lions' success is not solely due to longevity though, as Penn State also ranks in the top 10 in all-time winning percentage.</p> <p><i>As of September 21, 2025</i></p> <p><b>TOTAL VICTORIES</b></p> <table><tr><td>1. Michigan (146)</td><td>Big Ten</td><td>1,015</td></tr><tr><td>2. Ohio State (136)</td><td>Big Ten</td><td>981</td></tr><tr><td>3. Alabama (132)</td><td>SEC</td><td>976</td></tr><tr><td>4. Texas (133)</td><td>SEC</td><td>964</td></tr><tr><td>5. Notre Dame (137)</td><td>Independent</td><td>963</td></tr><tr><td>6. Oklahoma (129)</td><td>SEC</td><td>954</td></tr><tr><td>7. <b>PENN STATE (139)</b></td><td><b>Big Ten</b></td><td><b>946</b></td></tr><tr><td>8. Nebraska (136)</td><td>Big Ten</td><td>927</td></tr><tr><td>9. Georgia (130)</td><td>SEC</td><td>894</td></tr><tr><td>10. USC (136)</td><td>Big Ten</td><td>886</td></tr></table> <p><b>WINNING PERCENTAGE (YEARS - MIN. 25 IN D1)</b></p> <table><tr><td>1. Ohio State (136)</td><td>Big Ten</td><td>.736</td></tr><tr><td>2. Alabama (132)</td><td>SEC</td><td>.733</td></tr><tr><td>Michigan (146)</td><td>Big Ten</td><td>.733</td></tr><tr><td>4. Notre Dame (137)</td><td>Independent</td><td>.731</td></tr><tr><td>5. Boise State (58)</td><td>Mountain West</td><td>.726</td></tr><tr><td>6. Oklahoma (129)</td><td>SEC</td><td>.724</td></tr><tr><td>7. Texas (133)</td><td>SEC</td><td>.704</td></tr><tr><td>8. USC (136)</td><td>Big Ten</td><td>.695</td></tr><tr><td>9. <b>PENN STATE (139)</b></td><td><b>Big Ten</b></td><td><b>.691</b></td></tr><tr><td>10. Nebraska (136)</td><td>Big Ten</td><td>.677</td></tr></table> <p><b>WINNING PERCENTAGE SINCE 2016</b></p> <table><tr><td>1. Ohio State</td><td>Big Ten</td><td>.876</td></tr><tr><td>2. Alabama</td><td>SEC</td><td>.875</td></tr><tr><td>3. Georgia</td><td>SEC</td><td>.850</td></tr><tr><td>4. Clemson</td><td>ACC</td><td>.822</td></tr><tr><td>5. Michigan</td><td>Big Ten</td><td>.763</td></tr><tr><td>6. Oklahoma</td><td>SEC</td><td>.762</td></tr><tr><td>7. Notre Dame</td><td>Independent</td><td>.760</td></tr><tr><td>8. <b>PENN STATE</b></td><td><b>Big Ten</b></td><td><b>.750</b></td></tr><tr><td>9. Boise State</td><td>Mountain West</td><td>.737</td></tr><tr><td>10. Oregon</td><td>Big Ten</td><td>.720</td></tr></table> <p><b>HOME WINNING PERCENTAGE SINCE 2016</b></p> <table><tr><td>1. Alabama</td><td>SEC</td><td>.968</td></tr><tr><td>2. Ohio State</td><td>Big Ten</td><td>.938</td></tr><tr><td>3. Georgia</td><td>SEC</td><td>.929</td></tr><tr><td>4. Oregon</td><td>Big Ten</td><td>.898</td></tr><tr><td>5. Clemson</td><td>ACC</td><td>.891</td></tr><tr><td>6. Oklahoma</td><td>SEC</td><td>.881</td></tr><tr><td>7. Michigan</td><td>Big Ten</td><td>.873</td></tr><tr><td>8. Appalachian State</td><td>Sun Belt</td><td>.857</td></tr><tr><td>9. <b>PENN STATE</b></td><td><b>Big Ten</b></td><td><b>.846</b></td></tr><tr><td>Memphis</td><td>AAC</td><td>.846</td></tr></table> <p><b>HEAD COACH WIN PERCENTAGE SINCE 2016</b> <i>(Current Head Coaches)</i></p> <table><tr><td>1. Kirby Smart, Georgia</td><td>108-19</td><td>.850</td></tr><tr><td>2. Dabo Swinney, Clemson</td><td>106-23</td><td>.822</td></tr><tr><td>3. Brian Kelly, LSU</td><td>90-29</td><td>.758</td></tr><tr><td>4. <b>James Franklin, Penn State</b></td><td><b>90-30</b></td><td><b>.750</b></td></tr><tr><td>5. Kirk Ferentz, Iowa</td><td>80-38</td><td>.678</td></tr><tr><td>6. Jeff Monken, Army</td><td>77-41</td><td>.653</td></tr><tr><td>7. Kyle Whittingham, Utah</td><td>75-41</td><td>.647</td></tr><tr><td>8. P.J. Fleck, Minnesota</td><td>73-40</td><td>.640</td></tr><tr><td>9. Mike Gundy, Oklahoma State</td><td>76-43</td><td>.639</td></tr><tr><td>10. Jason Candle, Toledo</td><td>74-42</td><td>.638</td></tr></table> <p><b>ALL-TIME AP POLL RANKINGS</b> (Weeks Ranked)</p> <table><tr><td>1. Ohio State</td><td>Big Ten</td><td>1,004</td></tr><tr><td>2. Michigan</td><td>Big Ten</td><td>932</td></tr><tr><td>3. Oklahoma</td><td>SEC</td><td>910</td></tr><tr><td>4. Alabama</td><td>SEC</td><td>895</td></tr><tr><td>Notre Dame</td><td>Independent</td><td>895</td></tr><tr><td>6. USC</td><td>Big Ten</td><td>821</td></tr><tr><td>7. Texas</td><td>SEC</td><td>795</td></tr><tr><td>8. Nebraska</td><td>Big Ten</td><td>732</td></tr><tr><td>9. <b>PENN STATE</b></td><td><b>Big Ten</b></td><td><b>716</b></td></tr><tr><td>10. LSU</td><td>SEC</td><td>683</td></tr></table>	1. Michigan (146)	Big Ten	1,015	2. Ohio State (136)	Big Ten	981	3. Alabama (132)	SEC	976	4. Texas (133)	SEC	964	5. Notre Dame (137)	Independent	963	6. Oklahoma (129)	SEC	954	7. <b>PENN STATE (139)</b>	<b>Big Ten</b>	<b>946</b>	8. Nebraska (136)	Big Ten	927	9. Georgia (130)	SEC	894	10. USC (136)	Big Ten	886	1. Ohio State (136)	Big Ten	.736	2. Alabama (132)	SEC	.733	Michigan (146)	Big Ten	.733	4. Notre Dame (137)	Independent	.731	5. Boise State (58)	Mountain West	.726	6. Oklahoma (129)	SEC	.724	7. Texas (133)	SEC	.704	8. USC (136)	Big Ten	.695	9. <b>PENN STATE (139)</b>	<b>Big Ten</b>	<b>.691</b>	10. Nebraska (136)	Big Ten	.677	1. Ohio State	Big Ten	.876	2. Alabama	SEC	.875	3. Georgia	SEC	.850	4. Clemson	ACC	.822	5. Michigan	Big Ten	.763	6. Oklahoma	SEC	.762	7. Notre Dame	Independent	.760	8. <b>PENN STATE</b>	<b>Big Ten</b>	<b>.750</b>	9. Boise State	Mountain West	.737	10. Oregon	Big Ten	.720	1. Alabama	SEC	.968	2. Ohio State	Big Ten	.938	3. Georgia	SEC	.929	4. Oregon	Big Ten	.898	5. Clemson	ACC	.891	6. Oklahoma	SEC	.881	7. Michigan	Big Ten	.873	8. Appalachian State	Sun Belt	.857	9. <b>PENN STATE</b>	<b>Big Ten</b>	<b>.846</b>	Memphis	AAC	.846	1. Kirby Smart, Georgia	108-19	.850	2. Dabo Swinney, Clemson	106-23	.822	3. Brian Kelly, LSU	90-29	.758	4. <b>James Franklin, Penn State</b>	<b>90-30</b>	<b>.750</b>	5. Kirk Ferentz, Iowa	80-38	.678	6. Jeff Monken, Army	77-41	.653	7. Kyle Whittingham, Utah	75-41	.647	8. P.J. Fleck, Minnesota	73-40	.640	9. Mike Gundy, Oklahoma State	76-43	.639	10. Jason Candle, Toledo	74-42	.638	1. Ohio State	Big Ten	1,004	2. Michigan	Big Ten	932	3. Oklahoma	SEC	910	4. Alabama	SEC	895	Notre Dame	Independent	895	6. USC	Big Ten	821	7. Texas	SEC	795	8. Nebraska	Big Ten	732	9. <b>PENN STATE</b>	<b>Big Ten</b>	<b>716</b>	10. LSU	SEC	683	<p>A total of 47 Penn State football alumni are populating the rosters of 24 National Football League teams.</p> <p>The Nittany Lions annually are among the top 20 programs nationally in producing players in the NFL. In addition, four former Nittany Lions are members of NFL coaching staffs.</p> <p>Penn State is one of three schools to produce at least five picks in each of the last eight NFL drafts and has 59 selections since 2016.</p> <p>Seven players from PSU's 2024 squad are on NFL teams.</p> <p><b>NITTANY LIONS ON NFL ROSTERS</b> <i>(Pro Experience in Parentheses)</i></p> <p><b>Atlanta Falcons (1):</b> Arnold Ebiketie (4)</p> <p><b>Arizona Cardinals (2):</b> Blake Gillikin (6), PJ Mustipher (2)</p> <p><b>Baltimore Ravens (3):</b> Adisa Isaac<sup>IR</sup> (2), Odafe Oweh (5), Jordan Stout (4)</p> <p><b>Buffalo Bills (3):</b> DaQuan Jones (12), Jalen Kimber<sup>PS</sup> (R), Connor McGovern (7)</p> <p><b>Carolina Panthers (2):</b> Kalen King<sup>PS</sup> (2), Nick Scott (7),</p> <p><b>Chicago Bears (2):</b> Ryan Bates (7), Jaquan Brisker (4)</p> <p><b>Cincinnati Bengals (3):</b> Sean Clifford<sup>PS</sup> (3), Mike Gesicki (8), Mitchell Tinsley (3)</p> <p><b>Dallas Cowboys (1):</b> Miles Sanders (7)</p> <p><b>Green Bay Packers (2):</b> Micah Parsons (5), Rasheed Walker (4)</p> <p><b>Houston Texans (2):</b> Jaylen Reed<sup>IR</sup> (R), Juice Scruggs (3)</p> <p><b>Indianapolis Colts (1):</b> Tyler Warren (R)</p> <p><b>Jacksonville Jaguars (4):</b> Austin Johnson (9), Brenton Strange (3), Parker Washington (3), Sal Wormley<sup>PS</sup> (R)</p> <p><b>Kansas City Chiefs (1):</b> Hunter Nourzad (2)</p> <p><b>Miami Dolphins (1):</b> Chop Robinson (2)</p> <p><b>Minnesota Vikings (2):</b> Will Fries (5), Kobe King (R)</p> <p><b>New England Patriots (1):</b> Caedan Wallace (2)</p> <p><b>New York Giants (3):</b> Abdul Carter (R), Curtis Jacobs<sup>PS</sup> (2), Theo Johnson (2)</p> <p><b>New York Jets (1):</b> Olumuyiwa Fashanu (2)</p> <p><b>New Orleans Saints (1):</b> Coziah Izzard<sup>PS</sup> (R)</p> <p><b>Philadelphia Eagles (3):</b> Saquon Barkley (8), Tariq Castro-Fields<sup>IR</sup> (4), Jahan Dotson (4)</p> <p><b>Pittsburgh Steelers (2):</b> Pat Freiermuth (5), Joey Porter Jr. (3)</p> <p><b>San Francisco 49ers (3):</b> Ji'Ayir Brown (3), Kevin Givens<sup>IR</sup> (6), Yetur Gross-Matos (6)</p> <p><b>Seattle Seahawks (1):</b> Chris Stoll (3)</p> <p><b>Tampa Bay Buccaneers (1):</b> Chris Godwin (9)</p> <p><b>Tennessee Titans (1):</b> Kevin Winston Jr. (R)</p> <p><sup>PS</sup> Practice Squad   <sup>IR</sup> Injured Reserve</p> <p><i>*As of September 21, 2025</i></p> <p><b>FOUR FORMER LIONS ON NFL COACHING STAFFS</b></p> <p>Four former Nittany Lions are patrolling the sidelines as part of NFL coaching staffs in 2025.</p> <p>Al Golden (Cincinnati Bengals, Defensive Coordinator)</p> <p>NaVorro Bowman (Los Angeles Chargers, Linebackers)</p> <p>Jeff Carpenter (Los Angeles Chargers, Offensive Quality Control/TEs)</p> <p>Bobby Engram (Washington, Wide Receivers)</p>	<p>Seventeen members of the Penn State coaching staff, support staff and athletic department played at Penn State.</p> <p>Associate head coach/cornerbacks coach <b>Terry M. Smith</b> was a three-year starter at wide receiver from 1989-91.</p> <p>Co-offensive coordinator and tight Ends Coach <b>Ty Howle</b> was a four-year letterwinner on the Penn State offensive line from 2009-13. He played in 47 career games, making 13 starts.</p> <p>Defensive line coach <b>Deion Barnes</b> made 31 starts as a Nittany Lion from 2012-14. In 2014, Barnes tallied 12.5 tackles for loss and six sacks. He led PSU with 10 tackles for loss and six sacks in 2012 to earn consensus freshman All-American honors.</p> <p>Linebacker coach <b>Dan Connor</b> was a two-time first-team All-America linebacker for Penn State in 2006 and 2007, the 14th Nittany Lion to be named a two-time first-team All-American. He finished his career as Penn State's all-time leader with 419 tackles.</p> <p>Defensive graduate assistant <b>Jordan Lucas</b> was a reliable member of the defensive backfield during his Penn State career, appearing in 46 games (2012-15).</p> <p>Assistant quarterbacks coach <b>Trace McSorley</b> was a three-time All-Big Ten selection and helped Penn State to a Big Ten Championship in 2016.</p> <p>Director of performance science <b>Andrew Nelson</b> was a four-year letterwinner on the offensive line for Penn State (2014-17) and appeared in 33 games, making 28 starts.</p> <p>Assistant director of performance enhancement <b>Tyrone Smith</b> was a defensive tackle for Penn State and lettered during the 2014 season.</p> <p>Assistant director of high performance <b>Dan Vasey</b> was a defensive end with the Nittany Lions (2017-21).</p> <p>Senior defensive analyst <b>Greg Gattuso</b> was a defensive lineman at Penn State from 1981-83.</p> <p>Director of player development <b>Jordan Hill</b> lettered at Penn State from 2009-12 and finished his Penn State career with 171 total tackles, including 9.5 sacks. He posted a 64-tackle, 4.5-sack season his senior year and was named first-team All-Big Ten for his efforts in 2012.</p> <p>Recruiting coordinator for personnel and recruitment <b>Alan Zemaitis</b> was a three-time All-Big Ten selection for the blue and white from 2002-05. Zemaitis sits tied fifth all-time at Penn State with 12 career interceptions. He also holds fifth all-time at Penn State with 46 passes defended. Zemaitis helped the Nittany Lions to a Big Ten Championship in 2005.</p> <p>Associate director of football academic support services &amp; Academic Counselor <b>Todd Kulka</b> lettered as a linebacker and graduated in 1995. He helped Penn State to a 9-3 record and an Outback Bowl victory in 1995.</p> <p>Director of the football letterman's club <b>Wally Richardson</b> was a four-year letterman as a quarterback in 1992 and 1994-96. Richardson ranks 12th all-time at Penn State with 4,419 career passing yards. He also sits eighth all-time with 378 completions and 12th all-time with 27 touchdown passes.</p> <p>Assistant athletic director for the brand academy <b>Omar Easy</b> lettered for the Nittany Lions from 1999 to 2001 and spent time in the NFL with the Kansas City Chiefs and Oakland Raiders.</p> <p>Associate director of development <b>Michael Mauti</b> was a four-year letterwinner fo the Nittany Lions and the Big Ten Linebacker of the Year and a first-team All-American in 2012.</p> <p>Assistant AD for premium seating <b>Bobby White</b> was Co-Captain of the 1986 National Championship Penn State Football team.</p>
1. Michigan (146)	Big Ten	1,015																																																																																																																																																																																				
2. Ohio State (136)	Big Ten	981																																																																																																																																																																																				
3. Alabama (132)	SEC	976																																																																																																																																																																																				
4. Texas (133)	SEC	964																																																																																																																																																																																				
5. Notre Dame (137)	Independent	963																																																																																																																																																																																				
6. Oklahoma (129)	SEC	954																																																																																																																																																																																				
7. <b>PENN STATE (139)</b>	<b>Big Ten</b>	<b>946</b>																																																																																																																																																																																				
8. Nebraska (136)	Big Ten	927																																																																																																																																																																																				
9. Georgia (130)	SEC	894																																																																																																																																																																																				
10. USC (136)	Big Ten	886																																																																																																																																																																																				
1. Ohio State (136)	Big Ten	.736																																																																																																																																																																																				
2. Alabama (132)	SEC	.733																																																																																																																																																																																				
Michigan (146)	Big Ten	.733																																																																																																																																																																																				
4. Notre Dame (137)	Independent	.731																																																																																																																																																																																				
5. Boise State (58)	Mountain West	.726																																																																																																																																																																																				
6. Oklahoma (129)	SEC	.724																																																																																																																																																																																				
7. Texas (133)	SEC	.704																																																																																																																																																																																				
8. USC (136)	Big Ten	.695																																																																																																																																																																																				
9. <b>PENN STATE (139)</b>	<b>Big Ten</b>	<b>.691</b>																																																																																																																																																																																				
10. Nebraska (136)	Big Ten	.677																																																																																																																																																																																				
1. Ohio State	Big Ten	.876																																																																																																																																																																																				
2. Alabama	SEC	.875																																																																																																																																																																																				
3. Georgia	SEC	.850																																																																																																																																																																																				
4. Clemson	ACC	.822																																																																																																																																																																																				
5. Michigan	Big Ten	.763																																																																																																																																																																																				
6. Oklahoma	SEC	.762																																																																																																																																																																																				
7. Notre Dame	Independent	.760																																																																																																																																																																																				
8. <b>PENN STATE</b>	<b>Big Ten</b>	<b>.750</b>																																																																																																																																																																																				
9. Boise State	Mountain West	.737																																																																																																																																																																																				
10. Oregon	Big Ten	.720																																																																																																																																																																																				
1. Alabama	SEC	.968																																																																																																																																																																																				
2. Ohio State	Big Ten	.938																																																																																																																																																																																				
3. Georgia	SEC	.929																																																																																																																																																																																				
4. Oregon	Big Ten	.898																																																																																																																																																																																				
5. Clemson	ACC	.891																																																																																																																																																																																				
6. Oklahoma	SEC	.881																																																																																																																																																																																				
7. Michigan	Big Ten	.873																																																																																																																																																																																				
8. Appalachian State	Sun Belt	.857																																																																																																																																																																																				
9. <b>PENN STATE</b>	<b>Big Ten</b>	<b>.846</b>																																																																																																																																																																																				
Memphis	AAC	.846																																																																																																																																																																																				
1. Kirby Smart, Georgia	108-19	.850																																																																																																																																																																																				
2. Dabo Swinney, Clemson	106-23	.822																																																																																																																																																																																				
3. Brian Kelly, LSU	90-29	.758																																																																																																																																																																																				
4. <b>James Franklin, Penn State</b>	<b>90-30</b>	<b>.750</b>																																																																																																																																																																																				
5. Kirk Ferentz, Iowa	80-38	.678																																																																																																																																																																																				
6. Jeff Monken, Army	77-41	.653																																																																																																																																																																																				
7. Kyle Whittingham, Utah	75-41	.647																																																																																																																																																																																				
8. P.J. Fleck, Minnesota	73-40	.640																																																																																																																																																																																				
9. Mike Gundy, Oklahoma State	76-43	.639																																																																																																																																																																																				
10. Jason Candle, Toledo	74-42	.638																																																																																																																																																																																				
1. Ohio State	Big Ten	1,004																																																																																																																																																																																				
2. Michigan	Big Ten	932																																																																																																																																																																																				
3. Oklahoma	SEC	910																																																																																																																																																																																				
4. Alabama	SEC	895																																																																																																																																																																																				
Notre Dame	Independent	895																																																																																																																																																																																				
6. USC	Big Ten	821																																																																																																																																																																																				
7. Texas	SEC	795																																																																																																																																																																																				
8. Nebraska	Big Ten	732																																																																																																																																																																																				
9. <b>PENN STATE</b>	<b>Big Ten</b>	<b>716</b>																																																																																																																																																																																				
10. LSU	SEC	683																																																																																																																																																																																				



## ACADEMIC SUCCESS

- The Nittany Lions had 34 players selected as Academic All-Big Ten in Fall 2024.
- **Olumuyiwa Fashanu** was a finalist for the Campbell Trophy, known as the "Academic Heisman", and an National Football Foundation (NFF) Scholar-Athlete. He was the 20th Nittany Lion to be selected as an NFF Scholar-Athlete.
- In 2024, Penn State posted a program-record 93% graduation success rate. The 93% mark tops the previous high GSR of 91% set in 2005 and is just the second time in program history topping 90%. PSU's 89% in 2024 is the 15th consecutive year the football team has surpassed the national average GSR for its sport.
- In 2019, punter Blake Gillikin took home CoSIDA Academic All-America® first-team honors for the second-straight year to become the 12th two-time first-team selection in Penn State history. Gillikin's two first-team CoSIDA Academic All-America honors increased Penn State football's total to 67 honorees, which ranks second in Division I football history (FBS and FCS).

## DEGREES ON THE WALL

- Following August 2025 graduation, 10 Nittany Lions have earned 12 Penn State degrees.
- **Mason Carlan** earned his degree in aeronautical engineering from Air Force.
- **Kyron Hudson** earned his bachelor of arts degree in communications from USC.
- **Trebor Peña** earned his degree in television, radio and film from Syracuse.

Player	Bachelor's Degree	Graduation
Liam Clifford	Advertising/Public Relations	Dec. 2024
Nick Dawkins	Recreation, Parks & Tourism Mgmt.	Dec. 2023
	Organization Development	May 2025
	and Change Essentials Graduate Certificate	
Dominic DeLuca	Agribusiness Management	Dec. 2024
Zuriah Fisher	Recreation, Parks & Tourism Mgmt.	May 2025
Alonzo Ford Jr.	Criminology	Dec. 2024
Tyler Holzworth	Agribusiness Management	May 2025
Gabriel Nwosu	Supply Chain & Information Systems	Aug. 2024
	Master of Supply Chain Management	May 2025
Riley Thompson	Labor & Human Resources	Dec. 2024
Tyler Duzansky	Business Management Foundations	Aug. 2025
Sam Siafa	Labor & Human Resources	Aug. 2025

## TEAM NOTES

### PENN STATE WHITE OUT

- A tradition stretching back to a student section White Out in 2004, Penn State White Outs have created an unrivaled atmosphere inside Beaver Stadium.
- Penn State's CFP First Round game vs. SMU marked the 17th time the Nittany Lions hosted a full-stadium Penn State White Out.
- Penn State holds an 11-6 record when the full stadium wears white.
- Five of Penn State's Top 10 most-attended games have been White Outs, including 110,223 fans against Washington in 2018, which ranks ninth all-time.
- Penn State's first full-stadium White Out was against Notre Dame in 2007.

Date	Opponent	Result	Attend.
Oct. 9, 2004*	#9 Purdue	L, 13-20	108,183
Oct. 8, 2005*	#6 Ohio State	W, 17-10	109,839
Oct. 14, 2006*	#4 Michigan	L, 10-17	110,007
Sept. 8, 2007	Notre Dame	W, 31-10	110,078
Sept. 27, 2008	#22 Illinois	W, 38-24	109,626
Sept. 26, 2009	Iowa	L, 10-21	109,316
Oct. 30, 2010*	Michigan	W, 41-31	108,539
Sept. 10, 2011	#3 Alabama	L, 11-27	107,846
Oct. 27, 2012	#9 Ohio State	L, 23-35	107,818
Oct. 12, 2013	#18 Michigan	W, 43-40 (4OT)	107,884
Oct. 25, 2014	#13 Ohio State	L, 24-31 (2OT)	107,895
Nov. 21, 2015	#13 Michigan	L, 16-28	107,418
Oct. 22, 2016	#2 Ohio State	W, 24-21	107,280
Oct. 21, 2017	#19 Michigan	W, 42-13	110,823
Sept. 29, 2018	#4 Ohio State	L, 26-27	110,889
Oct. 19, 2019	#16 Michigan	W, 28-21	110,669
Sept. 18, 2021	#22 Auburn	W, 28-20	109,958
Oct. 22, 2022	Minnesota	W, 45-17	109,813
Sept. 23, 2023	#24 Iowa	W, 31-0	110,830
Nov. 9, 2024	Washington	W, 35-6	110,233
Dec. 21, 2024	#12 SMU^	W, 38-10	106,013
Sept. 27, 2025	#6 Oregon	--	--

\* Student section only ^ CFP First Round

### GET UP, IT'S GAMEDAY

- ESPN's College GameDay Built by The Home Depot will be live from Happy Valley on Saturday.
- This is the 29th time College GameDay has been at the site of a Penn State game and the 12th time the show has originated from Happy Valley.
- In 2024, Penn State-Ohio State was the featured game on College GameDay for the 13th time, tying Alabama-LSU as GameDay's most frequent matchup.

Date	Opponent	Score
1. Oct. 15, 1994	at Michigan	W, 31-24
2. Oct. 5, 1996	at Ohio State	L, 7-38
3. Nov. 8, 1997	Michigan	L, 8-34
4. Oct. 3, 1998	at Ohio State	L, 9-28
5. Aug. 28, 1999	Arizona	W, 41-7
6. Sept. 25, 2004	at Wisconsin	L, 3-16
7. Oct. 8, 2005	Ohio State	W, 17-10
8. Nov. 19, 2005	at Michigan State	W, 31-22
9. Sept. 23, 2006	at Ohio State	L, 6-28
10. Oct. 27, 2007	Ohio State	L, 17-37
11. Oct. 25, 2008	at Ohio State	W, 13-6
12. Jan. 1, 2009	vs. USC (Rose Bowl)	L, 24-38
13. Sept. 26, 2009	Iowa	L, 10-21
14. Sept. 11, 2010	at Alabama	L, 3-24
15. Nov. 13, 2010	at Ohio State	L, 24-38
16. Dec. 3, 2016	vs. Wisconsin (Indianapolis)	W, 38-31
17. Jan. 2, 2017	vs. USC	L, 49-52
18. Oct. 21, 2017	Michigan	W, 42-13
19. Oct. 28, 2017	at Ohio State	L, 38-39
20. Sept. 29, 2018	Ohio State	L, 26-27
21. Oct. 19, 2019	Michigan	W, 28-21
22. Nov. 23, 2019	at Ohio State	L, 17-28
23. Oct. 31, 2020	Ohio State	L, 25-38
24. Sept. 18, 2021	Auburn	W, 28-20

25. Jan. 2, 2023	vs. Utah (Rose Bowl)	W, 35-21
26. Oct. 21, 2023	at Ohio State	L, 12-20
27. Nov. 2, 2024	Ohio State	L, 13-20
28. Jan. 9, 2025	vs. Notre Dame (Orange Bowl)	L, 24-27
29. Sept. 27, 2025	vs. Oregon	--

### SERIES HISTORY VS. OREGON

- Penn State and Oregon will meet for the sixth time with PSU holding a 3-2 advantage.
- This will be the third regular season meeting between the schools and the second meeting in West Shore Home Field at Beaver Stadium.
- The Nittany Lions won the 1960 Liberty Bowl (41-12) and 1995 Rose Bowl (38-20), while adding a regular-season road win in 1963 (17-7).
- Oregon picked up wins in 1964 (22-14), at Beaver Stadium, and in the 2024 Big Ten Championship Game (45-37).
- In the Big Ten Championship game, the teams combined for 984 yards, including 475 on the ground.
- **Drew Allar** threw for 226 yards and three touchdowns, while adding a rushing score.
- **Kaytron Allen** (124) and **Nicholas Singleton** (105) both went over 100 rushing yards, while Allen added a rushing touchdown.

### STREAKING

- Penn State has not allowed a special teams touchdown in 80-straight games, dating back to the start of the 2019 season.
- Penn State has won 25-consecutive games over non-conference opponents during the regular season, dating back to a win over Temple in 2016.
- Penn State has won 31-straight non-conference home games, dating back to a win over Kent State in 2013.
- Penn State has won 34-straight games against teams unranked in the AP Poll.
- The Nittany Lions have recorded three or more sacks in six-straight games, the longest active streak in the FBS.
- Penn State has notched eight or more tackles for loss in six-straight games, the longest active streak in the FBS.
- PSU has forced an interception in six-straight games, trailing only Michigan (8) and Utah (7) for the nation's longest streak.
- RB **Nicholas Singleton** has scored a rushing touchdown in six-straight games, the longest rushing touchdown streak by a Nittany Lion since Saquon Barkley (9 games; 2016-17).
- Among current FBS players, only Oklahoma QB John Mateer (11 games), Missouri RB Ahmad Hardy (9 games) and Iowa QB Mark Gronowski (7 games) have a longer rushing touchdown streak.

### LIONS UNDER THE LIGHTS

- Penn State is set to battle Oregon at 7:30 p.m. on NBC on September 27. The 2025 season marks the 25th-straight with at least one regular-season night game on the schedule.
- Penn State is 66-35 at night all-time. The figure breaks down to 23-11 at home, 30-15 on the road and 13-9 in neutral site games. Penn State is 1-1 at regular season neutral sites, 11-7 in bowl games and 1-1 in conference championship games.
- In 2019, Penn State played its most regular season night games in program history with four primetime tilts.
- On Oct. 12, 2013, the Lions claimed the then-longest game in Big Ten history when they edged Michigan under the lights, 43-40, in four overtimes in front of a sellout Beaver Stadium crowd of 107,844 on Homecoming.



Zane Durant



## ASSISTANT COACHES



**Jim Knowles**  
Defensive Coordinator  
Booth



**Andy Kotelnicki**  
Offensive Coordinator  
Booth


Andy Co-TILL-nicki



**Justin Lustig**  
Special Teams Coord./Outside  
LB/Nicks  
Field




**Deion Barnes**  
Defensive Line  
Field



**Dan Connor**  
Linebackers  
Field




**Stan Drayton**  
Running Backs  
Field



**Marques Hagans**  
Wide Receivers  
Field



**Ty Howle**  
Co-Offensive Coord./Tight Ends  
Field



**Danny O'Brien**  
Quarterbacks  
Field



**Anthony Poindexter**  
Co-Defensive Coordinator/Safeties  
Field



**Terry M. Smith**  
Assoc. Head Coach/  
Cornerbacks  
Field



**Phil Trautwein**  
Offensive Line  
Field  
Phil trout-wine

## TEAM NOTES

## VILLANOVA NOTES

- Head Coach **James Franklin** earned his 104th win at Penn State, tying Rip Engle (104; 1950-65) for second all-time at Penn State.
- QB **Ethan Grunkemeyer** and TE **Joey Schlafler** (19-yard touchdown in the fourth quarter) are the first Penn State teammates to combine on their first career touchdown pass and first career reception as a touchdown reception since **Drew Allar** and **Omari Evans** against Ohio in 2022.
- Penn State held opponents scoreless for seven-straight quarters until Villanova's touchdown as time expired. This marked the first time since 2019 that the Nittany Lions have shut out an opponent for seven consecutive quarters.
- CB **Jahmir Joseph** picked off a pass in the fourth quarter and returned it 49 yards for a touchdown. He is the first Nittany Lion with an interception return for a touchdown this season and the first Nittany Lion with an interception return for a touchdown since **Dominic DeLuca** (23 yards) and **Tony Rojas** (59 yards) against SMU in 2024.

## FIU NOTES

- Penn State has outscored FIU, 93-0, in two all-time matchups.
- RB **Kaytron Allen's** 144 rushing yards rushing moved him to 3,064 for his career, while RB **Nicholas Singleton's** 76 rushing yards moved him to 3,007 career rushing yards. They became the first Penn State teammates with 3,000 career rushing yards at the same time.
- Allen and Singleton are the first FBS teammates with 3,000 career rushing yards at the same time since Louisiana's Trey Ragas and Elijah Mitchell in 2020 and the first Power 4 teammates since Georgia's Nick Chubb and Sony Michel in 2017.
- Penn State has shut out an opponent in each of the last five seasons. The last time Penn State recorded a shutout in five-straight seasons was 1972-76.
- DT **Alonzo Ford Jr.** intercepted a pass in the second quarter, joining **Zane Durant** (vs. Nevada) as Penn State defensive tackles with interceptions this season. The Nittany Lions have interceptions by multiple defensive tackles in a season for the first time since 1990 (Jim Deter vs. Notre Dame; Frank Giannetti vs. Alabama).
- LB **Dominic DeLuca** blocked a punt in the second quarter. It was his third career blocked punt.

## NEVADA NOTES

- The Nittany Lions have won 21 of its last 24 season-opening contests and nine of its last 10. Penn State is 115-22-2 all-time in season openers and 122-13-1 all-time in home openers.
- The 46 points scored by Penn State marked the most points scored by the Nittany Lions in a season opener since notching 79 against Idaho in 2019.
- Penn State scored on its first nine possessions of the game and of the season, alternating touchdowns and field goals (5 TD, 4 FG).
- Penn State scored on its first nine possessions to open the season for the first time since at least 1952.
- In the fourth quarter, Penn State scored a touchdown on a 15-play, 94-yard drive, the longest drive by the Nittany Lions in terms of yards since a 97-yard drive against Oregon in last season's Big Ten Championship Game.
- Penn State forced a takeaway on Nevada's opening drive. DE **Dani Dennis-Sutton** forced a fumble, which was recovered by CB **A.J. Harris**.
- Penn State had a takeaway on its first defensive possession of the season for the first time since 1994 vs. Minnesota (Terry Killens recovered).
- Dennis-Sutton recorded his first career game with two forced fumbles. He is the first Nittany Lion with two forced fumbles in a game since Micah Parsons in the 2019 Cotton Bowl against Memphis.

## FRANKLIN CLIMBING WINS LIST AT PSU

- Head Coach **James Franklin** has tallied 104 wins at Penn State.
- With PSU's win over Villanova, Franklin tied Rip Engle (104; 1950-65) for second all-time at Penn State.
- Franklin earned his 100th win at Penn State in the victory over SMU in 2024, reaching 100 wins in 141 games at Penn State.

- Among current FBS coaches with 100+ wins at their current school, Franklin was the third-fastest to 100 wins behind only Smart (117) and Swinney (129).

## KNOWLES RETURNS TO HOME STATE

- Jim Knowles** enters his first season in Happy Valley as defensive coordinator for the Nittany Lions.
- Knowles, a native of Philadelphia and an alum of St. Joseph's Prep, joins the Nittany Lions after spending three seasons as Ohio State's defensive coordinator.
- He played a key role in Ohio State's 2024 National Championship run, as he led a defense that ranked first nationally in total defense and scoring defense.
- Knowles is a 37-year college football coaching veteran.
- A native of Philadelphia, Knowles brings 17 years of experience as a defensive coordinator.
- He brings six years of head coaching experience (all at Cornell) and has made defensive coordinator stops at Ohio State (2022-24), Oklahoma State (2018-21), Duke (2011-17) and Western Michigan (1997-2002).
- Knowles led Ohio State's defense the last three seasons, winning a National Championship with the Buckeyes this past season where his defense ranked first nationally in scoring defense, total defense, yards allowed per play, touchdowns allowed per play and opponents touchdowns scored in the red zone.
- Ohio State's defense also ranked second in sacks, passing touchdowns allowed per game and opponent red zone score percentage, and third in rushing defense, passing defense and sacks per game.

## DRAYTON JOINS STAFF AS RB COACH

- Penn State Football added **Stan Drayton** as the program's new running backs coach this offseason.
- Drayton, a native of Cleveland, Ohio, joins the Nittany Lions after spending three seasons as the head coach at Temple.
- He is a 32-year coaching veteran with 25 years of experience coaching running backs. Drayton has been a part of two national championship coaching staffs and brings five years of NFL coaching experience.
- During his coaching career, Drayton has tutored prominent running backs, including Brian Westbrook, Jerious Norwood, Carlos Hyde, Ezekiel Elliott, Bijan Robinson, Matt Forte and Jordan Howard.
- He has coached seven 1,000-yard rushers, five NFL Draft picks and two All-Americans.
- Prior to Temple, Drayton was the associate head coach, running backs coach and run game coordinator at Texas for five seasons under Tom Herman (2017-20) and Steve Sarkisian (2021).
- Prior to Texas, Drayton served as running backs coach for the Chicago Bears from 2015-16, where he led rooms consisting of Jordan Howard, Matt Forte and Jeremy Lanford.
- Before joining the Bears, Drayton coached at Ohio State where he won the 2014 National Championship. He joined OSU as a wide receivers coach in 2011, before leading the running backs for the next three seasons.
- Drayton spent the 2010 season as the running backs coach and recruiting coordinator at Florida for his second stint with the Gators, while also making stops at Syracuse (2009) and Tennessee (2008).

## IN THE CFP RANKINGS

- Penn State opened the 2024 College Football Playoff rankings at No. 6 and was ranked No. 4 in the December 8 poll.
- Penn State is one of six FBS teams who have appeared in each of the last 18 CFP rankings.
- With appearances in the last 18 CFP rankings, Penn State is tied for the fifth-longest active streak among FBS teams.
- The Nittany Lions have appeared in the CFP rankings 42 times since the College Football Playoff was introduced in 2014.
- Penn State has ranked among the CFP Top 10 on 26 occasions.
- Penn State has finished in the CFP Top 12 seven times, ranking fourth-most among FBS teams and second among Big Ten teams.

TEAM NOTES

THREE-STRAIGHT 10 WIN SEASONS

- Penn State joins Georgia, Ohio, Ohio State and Oregon as the only FBS teams who posted 10+ win seasons in 2022, 2023 and 2024.
- PSU has posted three-straight 10+ win seasons for the fourth time in program history and its first time as a Big Ten member.
- The Nittany Lions reached 10 wins for the sixth time since 2016.
- Penn State is one of nine FBS teams with at least 10 wins in at least six of the last nine seasons (2016-25), joining Alabama (8), Boise State (6), Clemson (8), Georgia (7), Michigan (6), Notre Dame (7), Ohio State (8) and Oklahoma (6).
- PSU earned 34 wins over the last three seasons (2022, 2023, 2024). It marked the most wins in any three-year span, bettering 1971-73 (33 wins).
- Penn State joins Georgia (39), Michigan (36), Ohio State (36) and Oregon (35) among FBS teams with 34+ wins over the last three seasons.
- In 2024, the Nittany Lions reached 13 wins in a season for the first time in program history.
- PSU tallied 12+ wins for the fourth time in program history, first time under **James Franklin**, 11 wins for the 20th time and 11 regular season wins for the seventh time.
- The Nittany Lions have won 11 games in a season for five times under Franklin (2016, 2017, 2019, 2022, 2024).
- In 2024, Penn State won eight Big Ten games in a season for the third time in program history and earned 10 wins and five road wins in a season for the ninth time in school history.

ON TV

- Penn State has had 378 of its last 380 games televised, including 279 consecutive games.
- Over the last 21 seasons, every Penn State game has aired on ABC, BTN, CBS, NBC, Peacock or an ESPN or FOX channel.
- Penn State has made 355 regular season TV appearances since 1995.
- The Nittany Lions averaged 4.59 million viewers in 2024.

TOP 5 MATCHUPS

- Penn State is 4-9 all-time in regular season matchups where both teams are ranked in the Top 5 of the AP Poll.
- The Nittany Lions have played in seven more matchups in bowl/CFP games and Penn State is 2-4-1 in those games.
- Penn State is 17-63-1 all-time against Top 5 teams, including a 15-56 record in regular season matchups.
- When ranked among the Top 5, Penn State has an all-time record of 110-26-1.
- Penn State's all-time Top 5 vs. Top 5 games:

Date	PSU Rank	Opponent	Score
11/4/78	No. 2	No. 5 Maryland	W, 27-3
11/28/80	No. 5	No. 4 Pittsburgh	L, 14-9
10/9/82	No. 3	at No. 4 Alabama	L, 42-21
11/26/82	No. 2	No. 5 Pittsburgh	W, 19-10
8/29/83	No. 4	vs. No. 1 Nebraska	L, 44-6
9/29/84	No. 4	vs. No. 2 Texas	L, 28-3
10/15/94	No. 3	at No. 5 Michigan	W, 31-24
10/5/96	No. 4	at No. 3 Ohio State	L, 38-7
11/8/97	No. 2	No. 4 Michigan	L, 34-8
8/28/99	No. 3	No. 4 Arizona	W, 41-7

10/9/21	No. 4	at No. 3 Iowa	L, 20-23
11/2/24	No. 3	No. 4 Ohio State	L, 13-20
12/7/24	No. 3	No. 1 Oregon	L, 37-45
1/9/25	No. 5	No. 3 Notre Dame	L, 24-27

OVERTIME OVER TIME

- College football introduced overtime during the bowl season in 1995 and adopted it for regular season games in 1996. Since then, Penn State has played 16 overtime games, including six over the 2012-14 seasons.
- Ten of the 16 overtime tilts have come at home, four in true road games, one in the 2006 Orange Bowl and one in the 2014 Pinstripe Bowl.
- Penn State is 9-7 all-time in overtime games, with a 5-5 record at Beaver Stadium, 2-2 mark in true road games and 2-0 in contests at a neutral site.
- Penn State's first two overtime contests came vs. Iowa in 2000 and 2002 at home. The Nittany Lions dropped their first three contests that went to the extra period, but won five straight overtime contests before falling to Nebraska on Nov. 23, 2013.
- Penn State's all-time overtime games:

Date	Opponent	Score
11/4/00	IOWA (20T)	L, 23-26
9/28/02	IOWA	L, 35-42
10/12/02	at Michigan	L, 24-27
1/3/06	vs. Florida State (30T) <sup>1</sup>	W, 26-23
10/7/06	at Minnesota	W, 28-27
11/24/12	WISCONSIN	W, 24-21
10/12/13	MICHIGAN (40T)	W, 43-40
11/2/13	ILLINOIS	W, 24-17
11/23/13	NEBRASKA	L, 20-23
10/25/14	OHIO STATE (20T)	L, 24-31
12/27/14	vs. Boston College <sup>2</sup>	W, 31-30
10/2/16	MINNESOTA	W, 29-26
9/1/18	APPALACHIAN STATE	W, 45-38
10/24/20	at Indiana	L, 35-36
10/23/21	Illinois (90T)	L, 18-20
10/12/24	at USC	W, 33-30

1 - Orange Bowl, 2 - Pinstripe Bowl

FAMILY AFFAIR

- Penn Staters know that it is very common for generations of families to all attend Penn State. For a fortunate few, immediate family members are also able to follow in a brother, father or grandfather's footsteps on the Penn State football team.
- Three sons of Penn State lettermen are on the 2025 team.

<b>Father (Letters)</b>	<b>Son (Class)</b>
LaVar Arrington (1997-99)	LaVar Arrington II (Fr.)
Ed Pryts (1978-82)	Jackson Pryts (R-Jr.)
Todd Rucci (1990-92)	Nolan Rucci (R-Sr.)
- Five pairs of brothers are currently represented.

<b>Older (Years/Class)</b>	<b>Younger (Class)</b>
Sean Clifford (2018-22)	Liam Clifford (R-Sr.)
Khalil Dinkins (2020-pres.; R-Sr.)	Kolin Dinkins (R-Jr.)
Michal Menet (2017-21)	Joey Schlaffer (R-So.)

RECORD BREAKDOWN

Overall Record	3-0
Day Games	3-0
Night Games (6 p.m. or later)	0-0
TV Games	3-0
Big Ten Network	1-0
CBS	1-0
FS1	1-0
Scoring First	3-0
Opponent Scoring First	0-0
Leading at the Half	3-0
Trailing at the Half	0-0
Tied at the Half	0-0
Leading after Third Qtr.	3-0
Trailing after Third Qtr.	0-0
Tied after Third Qtr.	0-0
Overtime Games	0-0
Scoring less than 20 pts	0-0
Scoring 20-29 points	0-0
Scoring 30-39 Points	1-0
Scoring 40+ Points	2-0
Allowing 10 points or less	2-0
Allowing 11-20 points	1-0
Allowing 21-30 points	0-0
Allowing 31+ points	0-0
Rushing for less than 100 yds	0-0
Rushing for 100-199 yds	1-0
Rushing for 200-299 yds	2-0
Rushing for 300+ yds	0-0
Passing for less than 200 yds	0-0
Passing for 200-299 yds	2-0
Passing for 300-399 yds	1-0
Passing for 400+ yds	0-0
Totaling less than 300 yds total offense	0-0
300-399 yds of total offense	0-0
400-499 yds of total offense	3-0
500+ yds of total offense	0-0
Allowing less than 100 yds rushing	2-0
Allowing more than 100 yds rushing	1-0
Allowing less than 300 yds total offense	3-0
Allowing 300+ yds total offense	0-0
Having a 100-yd rusher	1-0
Having two 100-yd rushers	0-0
Not having a 100-yd rusher	2-0
Opp. having a 100-yd rusher	0-0
No turnovers	2-0
1-3 turnovers	1-0
4+ turnovers	0-0
No takeaways	0-0
1 or 2 takeaways	2-0
3 or more takeaways	1-0
More than 30:00 of possession	1-0
Less than 30:00 of possession	2-0

AT THE START

Opponent	Coin Toss	Choice	PSU 1st Drive	Opponent 1st Drive	Game Captains
NEVADA	Penn State	Defer	Touchdown	Fumble	Nick Dawkins, Dominic DeLuca, Zane Durant, Tyler Duzansky
FIU	FIU	Receive	Turnover on Downs	Punt	Nick Dawkins, Dani Dennis-Sutton, Zane Durant, Tyler Duzansky
VILLANOVA	Villanova	Defer	Touchdown	Punt	Nick Dawkins, Khalil Dinkins, Zane Durant, Tyler Duzansky
OREGON*	-	-	-	-	-
at UCLA*	-	-	-	-	-
NORTHWESTERN	-	-	-	-	-
at Iowa*	-	-	-	-	-
at Ohio State*	-	-	-	-	-
INDIANA*	-	-	-	-	-
at Michigan State*	-	-	-	-	-
NEBRASKA*	-	-	-	-	-
at Rutgers*	-	-	-	-	-

\* Big Ten Conference Game



DREW ALLAR



ALLAR'S PENN STATE RECORDS/STATS			
CAREER PASSING YARDS	CAREER PASSING TDS	CAREER PASSING COMPLETIONS	CAREER PASSING ATTEMPTS
6,928	57	587	931
Allar has thrown for 6,928 passing yards in his Penn State career, ranking fifth all-time at PSU. He is 284 yards behind Zack Mills (7,212; 2001-04) for fourth.	Allar is third all-time at Penn State with 57 career passing touchdowns. He is 20 touchdowns behind Trace McSorley (77; 2015-18) for second.	Allar has completed 587 passes in his Nittany Lion career. He is fifth all-time at Penn State. He is 19 completions behind Zack Mills (606; 2001-04) for fourth.	Allar has attempted 931 passes in his Penn State career, good for fifth in program history. He is 151 pass attempts behind Zack Mills (1,082; 2001-04) for fourth.
CAREER COMPLETION PCT.	CAREER YARDS PER PASS ATTEMPT	CAREER TOUCHDOWN PCT.	CAREER INTERCEPTION PCT.
63.1	7.4	6.12	1.18
Allar has completed 587-of-931 pass attempts in his career for a 63.1 completion percentage. He holds the all-time lead at Penn State.	Allar ranks 10th all-time at Penn State averaging 7.4 yards per attempt (6,928 yards on 931 attempts).	Allar holds a 6.12 touchdown percentage in his career (57 touchdowns on 931 attempts), ranking 10th in Penn State history.	Allar owns a 1.18 interception percentage in his career (11 interceptions on 931 attempts), ranking first all-time at Penn State.
CAREER PASSING EFFICIENCY	CAREER 200-YARD PASSING GAMES	CAREER 300-YARD PASSING GAMES	CAREER WIN PERCENTAGE
143.4	19	3	81.3
Allar has a 143.4 passing efficiency rating in his Nittany Lion career, ranking fourth all-time at Penn State.	Allar is fourth all-time at Penn State with 19 career 200-yard passing games. He's two behind Christian Hackenberg (21; 2013-15) for third at PSU.	Allar has three career 300-yard passing games, one behind Kerry Collins (4; 1991-94) for fifth all-time at PSU.	Allar has a 26-6 record as Penn State's starting quarterback, good for an 81.3 win percentage, ranking 10th all-time at Penn State. He is tied for sixth in total wins by a PSU quarterback.
CAREER RUSHING YARDS	CAREER RUSHING TDS	CAREER TOTAL OFFENSE	CAREER TDS RESPONSIBLE FOR
587	11	7,515	68
Allar ranks eighth all-time among quarterbacks at Penn State with 587 career rushing yards. He sits 32 yards behind Daryll Clark (619; 2006-09) for seventh.	Allar has rushed for 11 career touchdowns. Among Penn State quarterbacks, he is tied for sixth all-time, with Zack Mills (11; 2001-04).	Allar has accumulated 7,515 total yards (6,928 passing, 587 rushing) in his Nittany Lion career. He ranks fifth all-time at Penn State. He is 281 yards behind Zack Mills (7,796; 2001-04) for fourth.	Allar is responsible for 68 touchdowns at Penn State (57 passing, 11 rushing), good for third all-time. He is 33 touchdowns behind Sean Clifford (101; 2018-22) for second.



## OFFENSIVE NOTES

**Andy Kotelnicki, Offensive Coordinator****Years of Coaching Experience:** 21**Years at Penn State:** Second**All-Americans at PSU:** 1**All-Big Ten at PSU:** 9**Draft Picks at PSU:** 1

**Notables:** Over the last 11 seasons as an OC in the FBS, offenses led by Kotelnicki rank first nationally in lowest sack percentage (3.88) and lowest tackle for loss percentage (7.73), while sitting second in big play percentage (13.31), rushing touchdowns per game (2.2), third down efficiency (42.38), yards per play (6.1) and points per play (0.46) and third in yards per rush (4.8), yards per pass attempt (7.74), 15+ yard pass percentage plays (17.87) and rushing yards per game (188.9)...In 2024, Penn State led the Big Ten in 15+ yard pass percentage plays (22.8; 5th nationally).

**Stan Drayton, Running Backs****Years of Coaching Experience:** 32**Years at Penn State:** First**Notables:** Has 25 years of experience as a running backs coach...

Has coached seven 1,000-yard rushers, five NFL draft picks and two All-Americans...Prominent running backs coached include Brian Westbrook, Jerious Norwood, Carlos Hyde, Ezekiel Elliott, Bijan Robinson, Matt Forte and Jordan Howard.

**Marques Hagans, Offensive Recruiting Coordinator/Wide Receivers****Years of Coaching Experience:** 13**Years at Penn State:** Third**All-Big Ten at PSU:** 1

**Notables:** In 2024, PSU ranked second in the Big Ten with 54 receptions of 20+ yards with 27 coming from wide receivers.

**Ty Howle, Co-Offensive Coordinator/Tight Ends****Years of Coaching Experience:** 11**Years at Penn State:** Sixth**All-Americans at PSU:** 1**All-Big Ten at PSU:** 5**Draft Picks at PSU:** 3

**Notables:** Fifth season as Penn State's tight ends coach...Football Scoop's 2024 National Tight Ends Coach of the Year...In 2024, Tyler Warren became PSU's first ever John Mackey Award winner and was named a first-team All-American and Kwalick-Clark Big Ten Tight End of the Year.

**Danny O'Brien, Quarterbacks****Years of Coaching Experience:** 6**Years at Penn State:** Fifth**All-Big Ten at PSU:** 2**Draft Picks at PSU:** 1

**Notables:** Second season officially coaching Penn State quarterbacks.

**Phil Trautwein, Offensive Line****Years of Coaching Experience:** 13**Years at Penn State:** Sixth**All-Americans at PSU:** 1**All-Big Ten at PSU:** 23**Draft Picks at PSU:** 7

**Notables:** Has coached 31 all-conference selections over the last seven seasons between Penn State and Boston College...Has coached three first-round draft picks...Since 2020, seven Nittany Lion linemen have been drafted (tied for second in the nation).

**SINCE 2016, PENN STATE RANKS (BIG TEN)...**

- First in 80-plus yard plays percentage (0.16; 2nd nationally).
- Second in 70-plus yard plays percentage (0.32; 14th).
- Third in red zone touchdown percentage (67.25; 12th)
- Fourth in 20-plus yard plays percentage (7.38), scoring offense (35.21; 10th).
- Fifth in total offense (423.6), touchdown percentage (32.47; 12th), 15+ Yard pass play percentage (19.20; 20th), yards per pass attempt (7.81), yards per play (6.07), 40-plus yard plays percentage (1.78), 50-plus yard plays percentage (0.89), 60-plus yard plays percentage (0.47), big play percentage (14.43).
- Sixth in points per possession (2.23; 13th), scoring percentage (41.99; 15th), 30-plus yard plays percentage (3.24).

## NOTABLES

- 55+ offensive plays of 20+ yards in eight of the last 10 seasons (75 in 2024, 67 in 2022, 57 in 2021, 63 in 2019, 73 in 2018, 85 in 2017, 91 in 2016, 67 in 2015).
- 40+ points on 36 occasions and 50+ points on 18 occasions since 2016.
- 400+ total yards on 81 occasions since 2014. PSU is 67-14 in those games.
- 200+ passing yards on 95 occasions since 2014. PSU is 73-22 in those games.
- 200+ rushing yards on 55 occasions since 2014. PSU is 48-7 in those games.
- Since 2014, Penn State is 56-1 when leading by 10+ points at halftime.
- Since the start of the 2022 season, Penn State leads the nation in turnover margin per game (+1.00).
- Penn State is 10-0 when RB **Kaytron Allen** and RB **Nicholas Singleton** both score a rushing touchdown in a game.
- Penn State is 16-of-17 in the red zone this season.
- Against FIU, Allen and Singleton became the first Penn State teammates with 3,000 career rushing yards at the same time.
- Allen and Singleton are the first FBS teammates with 3,000 career rushing yards at the same time since Louisiana's Trey Ragas and Elijah Mitchell in 2020 and the first Power 4 teammates since Georgia's Nick Chubb and Sony Michel in 2017.
- Since 1956, Penn State has nine 3,000-yard rushers. Only five FBS schools have more 3,000-yard rushers in that span.
- Penn State scored on its first nine possessions (5 TD, 4 FG) of the game against Nevada. PSU scored on its first nine possessions to open a season for the first time since at least 1952.

## QUARTERBACK NOTES

- Senior quarterback **Drew Allar** is on watch lists for the Davey O'Brien, Johnny Unitas Golden Arm, Manning, Maxwell and Walter Camp awards.
- Allar owns 26 wins as Penn State's starting quarterback. He has the second-most wins among current FBS quarterbacks, trailing only Miami's Carson Beck.
- Allar ranks first all-time at Penn State in completion percentage (63.1) and interception percentage (1.18).
- He holds third at PSU in touchdown passes (57) and touchdowns responsible for (68), fourth in passing efficiency (143.4) and 200-yard passing games (19), fifth in passing yards (6,928), passing attempts (931), completions (587) and total offense (7,515).
- He sits tied for sixth in rushing touchdowns (11) and wins by a starting quarterback (26), eighth in rushing yards by a quarterback (587) and starting quarterback win percentage (.806) and 10th in yards per attempt (7.4) and touchdown pass percentage (6.12).
- He is one of 10 FBS quarterbacks with 6,900+ passing yards and 57+ passing touchdowns in their careers. He is also one of eight FBS quarterbacks with 6,900+ passing yards and 580+ rushing yards.
- Among current FBS quarterbacks, Allar ranks eighth in career completion percentage (63.1) among quarterbacks with 900+ pass attempts.
- Since 1956, Allar and LSU's Joe Burrow (2016-19) are the only FBS quarterbacks with 900+ career pass attempts, 55+ touchdown passes and 11 or less interceptions.
- Allar owns 18 career games with multiple touchdown passes, 10 games with three or more touchdown passes and two games with four touchdown passes.
- He has three 300-yard passing games and owns 10 career games with both a passing and rushing touchdown.
- Allar had 217 passing yards and a touchdown against Nevada and threw for 200 yards and two touchdowns vs. FIU.
- He threw for 209 yards and a score vs. Villanova.
- **Ethan Grunkemeyer** led a 15-play, 94-yard drive against Nevada, capped off by a 6-yard touchdown run. He added seven completions for 86 yards.
- Against Villanova, Grunkemeyer connected with TE **Joey Schlafler** on a 19-yard touchdown for his first career passing touchdown and Schlafler's first career receiving touchdown.

## RUNNING BACK NOTES

- Senior **Nicholas Singleton** is on watch lists for the Doak Walker Award, Maxwell Award and Walter Camp Player of the Year Award.
- Fellow senior **Kaytron Allen** is on the Doak Walker and Maxwell Award watch lists.
- Allen (1,108) and Singleton (1,099) were one of two FBS RB duos to go over 1,000 rushing yards last season and became the first PSU duo to rush for 1,000 yards in a season.
- Allen and Singleton are two of only three FBS running backs with 3,000+ career rushing yards.
- Singleton scored on two rushing touchdowns against Nevada and Villanova.
- Allen rushed for a career-high 144 yards, including a career-long 67-yard score, against FIU.
- Allen (86) and Singleton (84) combined for 170 rushing yards and three touchdowns vs. Villanova.
- Singleton leads FBS players with 37 career rushing touchdowns, 4,896 career all-purpose yards and 46 total touchdowns, while ranking third with 3,091 career rushing yards and is the only current FBS player averaging 5.7 yards per rush on 500+ career attempts.
- The senior owns eight career 100-yard rushing games, 10 games with multiple rushing touchdowns and two games with three rushing scores. He has 22 career 20+ yard runs.
- RB **Nicholas Singleton** has scored a rushing touchdown in six-straight games, the longest rushing touchdown streak by a Nittany Lion since Saquon Barkley (9 games; 2016-17).
- Among current FBS players, only Oklahoma QB John Mateer (11 games), Missouri RB Ahmad Hardy (9 games) and Iowa QB Mark Gronowski (7 games) have a longer rushing touchdown streak.
- Among FBS players, Allen ranks second in career rushing yards (3,150) and sixth with 27 rushing touchdowns.
- Allen has nine career 100-yard rushing games and four career games with multiple rushing touchdowns.

## WIDE RECEIVER/TIGHT END NOTES

- Redshirt senior+ **Trebor Peña** (Syracuse), redshirt senior **Kyron Hudson** (USC) and senior **Devonte Ross** (Troy) join the Nittany Lion receiver room after transferring in.
- Penn State is one of 10 FBS teams with three 950+ yard receivers.
- Peña is on watch lists for the Biletnikoff Award and Paul Hornung Award after leading the ACC with 84 receptions in 2024. He owns 122 receptions for 1,378 yards and 11 touchdowns in his career.
- He tallied a team-high seven receptions for 74 yards vs. Nevada and a 23-yard touchdown grab vs. Villanova.
- Ross, also on the Biletnikoff Award watch list after leading the Sun Belt in receiving touchdowns (11; T-7th nationally). Ross has 134 receptions for 1,695 yards and 15 touchdowns in his career.
- He has a reception in 22-straight games.
- Ross hauled in a 42-yard touchdown against FIU.
- Hudson owns 86 receptions for 963 yards and nine touchdowns over 43 career games.
- He tied a career high with six receptions and set a career high with 89 yards, while hauling in a 31-yard touchdown, against Nevada.
- Redshirt senior **Khalil Dinkins** owns 24 career receptions for 241 yards and six touchdowns. He caught a 9-yard touchdown against FIU.
- Sophomore **Luke Reynolds** had a team-high seven catches for 58 yards vs. FIU and followed with a career-high 73 yards on four catches vs. Villanova.

## OFFENSIVE LINE NOTES

- In 2024, redshirt junior **Olaivavega Ioane** (497 snaps) and redshirt sophomore **Anthony Donkoh** (230 snaps) did not allow a sack last season.
- Ioane is a member of the Lombardi Award and Outland Trophy watch lists, while landing on Preseason All-America teams by the AP, The Sporting News and the Walter Camp Football Foundation.
- Senior **Drew Shelton** (25), Ioane (24), redshirt senior+ **Nick Dawkins** (19), Donkoh (13) and redshirt senior **Nolan Rucci** (9) have combined for 90 career starts.
- Dawkins won the Allstate Wuerffel Trophy in 2024.

NICHOLAS SINGLETON/KAYTRON ALLEN



SINGLETON'S PENN STATE RECORDS/STATS		ALLEN'S PENN STATE RECORDS/STATS	
CAREER RUSHING YARDS	CAREER RUSHING YARDS PER GAME	CAREER RUSHING YARDS	CAREER RUSHING YARDS PER GAME
3,091	70.3	3,150	70.0
Singleton has rushed for 3,091 career yards, ranking ninth in program history. He is 59 yards behind Allen (3,150). Singleton owns the third-most career rushing yards among current FBS players.		Allen has rushed for 3,150 career yards, ranking eighth in program history. He is 77 yards behind D.J. Dozier (3,227; 1983-86) for seventh. Allen ranks second among current FBS players in career rushing yards.	
CAREER RUSHING TOUCHDOWNS	CAREER 100-YARD RUSHING GAMES	CAREER RUSHING TOUCHDOWNS	CAREER 100-YARD RUSHING GAMES
37	8	27	9
Singleton owns 37 career rushing touchdowns, good for third all-time at PSU and sitting one behind Lydell Mitchell (38; 1969-71) for second. Singleton has the most rushing touchdowns among current FBS players.		Allen owns 27 career rushing touchdowns. He ranks 11th all-time at Penn State. He is two rushing touchdowns behind eighth at PSU.	
CAREER ALL-PURPOSE YARDS	CAREER RECEIVING YARDS	CAREER ALL-PURPOSE YARDS	CAREER RECEIVING YARDS
4,896	812	3,618	427
Singleton has 4,896 career all-purpose yards, ranking fourth all-time at Penn State. He is 86 yards behind Curt Warner (4,982; 1979-82) for third. Singleton has the most career all-purpose yards among current FBS players.		Allen has 3,618 career all-purpose yards, sitting 15th all-time at Penn State and 117 yards behind 14th (John Cappelletti, 3,618; 1971-73).	
CAREER RECEIVING TOUCHDOWNS	CAREER TOTAL TOUCHDOWNS	CAREER RECEIVING TOUCHDOWNS	CAREER MULTI-TD GAMES
8	46	4	4
Singleton has eight career receiving touchdowns.		Allen has four career receiving touchdowns.	
Singleton has tallied 46 total touchdowns (37 rushing; 8 receiving; 1 kick return) in his career, ranking second all-time at Penn State. He is seven touchdowns behind Saquon Barkley (53; 2015-17).		In his time at Penn State, Allen has four career games with multiple touchdowns.	



DREW ALLAR

KAYTRON ALLEN

NICHOLAS SINGLETON



ALLAR STATS (2025)

PASSING YARDS

626

Allar has thrown for 626 yards this season.

COMPLETION PERCENTAGE

64.8

Allar has completed 57-of-88 passes this season.

PASSING TOUCHDOWNS

4

Allar has thrown four touchdown passes this season.

YARDS PER COMPLETION

10.98

Allar is averaging 10.98 yards per completion this year.

20+ YARD COMPLETIONS

8

Allar has eight completions of 20+ yards this season, including four against Villanova.

ALLEN STATS (2025)

RUSHING YARDS

273

Allen has rushed for 273 yards this season, ranking seventh in the Big Ten.

RUSHING YARDS/GAME

91.0

Allen is averaging 91.0 yards per game this year, sitting fifth in the Big Ten.

RUSHING TOUCHDOWNS

3

Allen has tallied three rushing touchdowns this season.

YARDS PER CARRY

8.03

Allen ranks eighth in the country averaging 8.03 yards per carry.

100-YARD RUSHING GAMES

1

Allen posted a career-high 144 rushing yards against FIU.

SINGLETON STATS (2025)

RUSHING YARDS

179

Singleton has rushed for 179 yards through three games this season.

RUSHING YARDS/GAME

59.7

Singleton is averaging 59.7 rushing yards per game this year.

RUSHING TOUCHDOWNS

5

Singleton ranks 14th in the country with five rushing touchdowns this season.

YARDS PER CARRY

4.37

Singleton is averaging 4.37 yards per carry this year.



KYRON HUDSON



HUDSON CAREER STATS

RECEPTIONS

86

Hudson has hauled in 86 receptions in his career, including a career-high-tying six catches against Nevada.

RECEIVING YARDS

963

Hudson has collected 963 career receiving yards, including a career-best 89 vs. Nevada.

RECEIVING TOUCHDOWNS

9

Hudson owns nine career receiving touchdowns, including a 31-yard score vs. Nevada.

YARDS PER CATCH

11.20

Hudson is averaging 11.20 yards per catch in his collegiate career.

20+ YARD CATCHES

13

Hudson has 13 career catches of 20+ yards, including a 31-yard catch in 2025.

TREBOR PEÑA



PEÑA CAREER STATS

RECEPTIONS

122

Pena owns 122 career receptions, including 13 this season.

RECEIVING YARDS

1,378

Pena has collected 1,378 career receiving yards, including 74 yards against Nevada.

RECEIVING TOUCHDOWNS

11

Pena has hauled in 11 career touchdown receptions, including one in 2025.

YARDS PER CATCH

11.30

Pena has gained 11.30 yards per reception in his career.

20+ YARD CATCHES

21

Pena owns 21 career catches of 20+ yards, including 15 in 2024.

DEVONTE ROSS



ROSS CAREER STATS

RECEPTIONS

134

Ross has tallied 134 career receptions, including five in 2025.

RECEIVING YARDS

1,695

Ross has collected 1,695 receiving yards in his career, including 77 in 2025.

RECEIVING TOUCHDOWNS

15

Ross owns 15 career touchdown receptions, including a touchdown grab against FIU.

CONSECUTIVE GAMES WITH A RECEPTION

22

Ross has made a catch in 22-straight games, dating back to October 28, 2023 at Texas State (while at Troy).

20+ YARD CATCHES

22

Ross has 22 career catches of 20+ yards, including a 42-yard touchdown vs. FIU.

## DEFENSIVE NOTES

**Jim Knowles, Defensive Coordinator****Years of Coaching Experience:** 37**Years at Penn State:** First

**Notables:** Brings 17 years of experience as a defensive coordinator and six years of head coaching experience (all at Cornell)...Over the last four seasons (Ohio State, Oklahoma State, Penn State), defenses coordinated by Knowles rank first nationally in total defense (284.8) and second in scoring defense (15.7) and third down efficiency (30.6%)...According to Coaches By The Numbers, since 2017, Knowles' defenses lead the nation in hard-stop percentage (46.0), which measures the percentage of possessions in which the defense forces a takeaway, a three-and-out or made a fourth down stop...Last season at Ohio State, Knowles' defenses ranked first nationally in scoring defense, total defense, yards per play, touchdowns allowed per play and opponent touchdowns scored in the red zone.

**Terry M. Smith, Associate Head Coach/ Defensive Recruiting Coordinator/ Cornerbacks****Years of Coaching Experience (Collegiate):** 17**Years at Penn State:** 12 (5th as associate head coach)**All-Americans at PSU:** 3**All-Big Ten at PSU:** 13**Draft Picks at PSU:** 7

**Notables:** Was a three-year starter at wide receiver at Penn State... Seven cornerbacks have been drafted since 2015, tied for most nationally...Five consecutive years with multiple defensive backs drafted...Has helped Penn State to 12 consecutive Top 25 recruiting classes.

**Justin Lustig, Special Teams Coordinator/ Outside Linebackers/Nickels****Years of Coaching Experience:** 24**Years at Penn State:** Second**All-Big Ten at PSU:** 3

**Notables:** Has served 20 years as a special teams coordinator... Has mentored 56 all-conference selections, a Lou Groza Award finalist and a Ray Guy Award finalists...Was a 2018 Broyles Award nominee...Mentored a trio of All-Big Ten selections in 2024.

**Deion Barnes, Defensive Line****Years of Coaching Experience:** 6**Years at Penn State:** Sixth**All-Americans at PSU:** 3**All-Big Ten at PSU:** 20**Draft Picks at PSU:** 7

**Notables:** Was a three-year letterman at Penn State...Third season as the Nittany Lions' defensive line coach...Since 2020, Penn State leads the nation for most defensive ends drafted (7)...A Penn State defensive lineman has been drafted in the first two rounds in four of the last five years...Mentored Abdul Carter, a Unanimous Consensus All-American, Big Ten Defensive Player of the Year and Big Ten Defensive Lineman of the Year, in 2024.

**Dan Connor, Linebackers****Years of Coaching Experience:** 4**Years at Penn State:** Fourth**All-Big Ten at PSU:** 5**Draft Picks at PSU:** 2

**Notables:** First season officially as team's linebackers coach...Was a four-year letterman and two-time All-American at Penn State...Was the 2007 recipient of the Chuck Bednarik Award...All-time tackles leader at PSU.

**Anthony Poindexter, Co-Defensive Coordinator/Safeties****Years of Coaching Experience:** 22**Years at Penn State:** Fifth**All-Americans at PSU:** 1**All-Big Ten at PSU:** 7**Draft Picks at PSU:** 4

**Notables:** Has spent 11 seasons as a defensive coordinator or co-defensive coordinator...Since 2021, three Nittany Lion safeties have been drafted in the first three rounds...Inducted into the College Football Hall of Fame in 2020.

**SINCE 2022, PENN STATE HAS...**

- Held 30 opponents under 100 rushing yards, most in the FBS.
- Held opponents under a 50 completion percentage in 12 games, tied for the nation's 17th-most in that span.
- Allowed under 10 completions in seven games, tied for the 18th-most in the nation.
- Forced 83 takeaways (50 interceptions, 33 fumbles), second-most in the nation (most in Power 4).
- Recovered 33 fumbles, tied for seventh-most in the nation (most in the Big Ten).
- Recorded three or more takeaways in 15 games, most among FBS teams.
- A 23-2 record when forcing multiple takeaways in a game.

**SINCE 2015, PENN STATE...**

- Ranks first nationally in fewest passing touchdowns allowed per game (1.02), third in tackles for loss percentage (11.24), fifth in fewest rushing yards per attempt (3.39) and yards per play (4.72) and sixth in passing yards per attempt (6.25).
- Has recorded 409 sacks, ranking fourth in the nation.
- Has tallied a 8.86 sack percentage, which ranks second in the FBS.
- Has notched 13 shutouts, second-most among FBS teams. PSU also has the second-most shutouts in the FBS (18) since 2007.
- Leads the FBS with eight shutouts against conference opponents.

**SINCE 2014, PENN STATE HAS...**

- Limited opponents to seven or less points on 36 occasions, fourth-most among FBS teams. Twenty-five of those games have been against Big Ten opponents, most among FBS teams against conference foes.
- Held opponents without a touchdown in 22 games, sixth-most among FBS teams.
- Held an opponent under 300 total yards in 71 games, seventh-most among FBS teams.
- Allowed less than 200 passing yards in 84 games, tied fourth-most among FBS teams, and have held opponents under 100 passing yards in 24 games, sixth-most among FBS teams.
- Held opponents under 100 rushing yards in 69 games, seventh-most among FBS teams, and have held opponents under 50 rushing yards in 24 games, ninth-most among FBS teams.
- Registered 10 or more tackles for loss 36 times, second-most among FBS teams, and collected six or more sacks in 20 games, most among FBS teams.
- Forced multiple takeaways in a game on 67 occasions.

**DEFENSIVE NOTABLES**

- Penn State has held Big Ten opponents to less than 100 rushing yards in 19 of the last 23 contests.
- The Nittany Lions posted a shutout against FIU, marking their fifth-straight season with a shutout. PSU has a shutout in five-straight seasons for the first time since 1972-76.
- PSU is the only FBS team with a shutout in each of the last five seasons.
- Penn State has forced three fourth-down stops and three red-zone stops this season.
- Until a touchdown on the final play of the Villanova game, PSU had held opponents scoreless for seven-straight quarters for the first time since 2019.
- The Nittany Lions forced three takeaways against Nevada, including two forced fumbles by DE **Dani Dennis-Sutton** and an interception by DT **Zane Durant**.
- Against Nevada, Penn State had a takeaway on its first defensive possession of a season for the first time since 1994 vs. Minnesota.
- DT **Alonso Ford Jr.** picked off a pass in the second quarter against FIU. The Nittany Lions have interceptions by multiple defensive tackles in a season for the first time since 1990 (Jim Deter vs. Notre Dame; Frank Giannetti vs. Alabama).
- CB **Jahmir Joseph** recorded his first career interception and returned it for a touchdown against Villanova.

**DEFENSIVE LINE NOTES**

- Senior DT **Zane Durant** is on watch lists for the Bednarik Award, Lombardi Award, Nagurski Trophy and Outland Trophy.
- Durant owns 18 tackles for loss and six sacks in his career, while tallying three games with multiple tackles for loss.
- He owns the second-most career tackles for loss among FBS defensive tackles.
- Durant opened the 2025 season by recording his first career interception.
- Senior DE **Dani Dennis-Sutton** is a member of the Bednarik Award watch list.
- Dennis-Sutton has collected 27 tackles for loss, 17 sacks and six forced fumbles in his Nittany Lion career.
- He has the fourth-most career tackles for loss among FBS defensive ends.
- Against Nevada, Dennis-Sutton tallied 2.5 tackles for loss, one sack and two forced fumbles. He is the first Nittany Lion with two forced fumbles in a game since Micah Parsons in the 2019 Cotton Bowl against Memphis.
- He is tied for seventh at Penn State with six forced fumbles.
- Freshman DE **Chaz Coleman** forced and recovered a fumble, returning it 39 yards, on his first career sack against FIU.
- Redshirt freshman DT **Xavier Gilliam** and redshirt junior DE **Enai White** each had 1.5 tackles for loss vs. FIU.

**LINEBACKER NOTES**

- Redshirt senior **Dominic DeLuca** and junior **Tony Rojas** return to lead the PSU linebacker room.
- A team captain for the third-straight season, DeLuca has tallied 107 tackles, 12 tackles for loss, 3.5 sacks and five interceptions. at PSU.
- DeLuca secured a solo sack against Nevada and blocked a punt vs. FIU, his third career blocked punt.
- Rojas has collected 14 tackles for loss, three sacks and four interceptions at PSU.
- Against Nevada, he notched two tackles for loss. He followed that with a career-high 10 tackles vs. FIU and two sacks vs. Villanova, his first career game with multiple sacks.
- Junior **Amare Campbell** has recorded 112 tackles, 15.5 tackles for loss and 8.5 sacks in his career.
- He recorded a career-high three tackles for loss and added a sack against Villanova.

**DEFENSIVE BACKS NOTES**

- Redshirt senior S **Zakee Wheatley** has played in 49 games as a Nittany Lion, posting 160 tackles and helping to force 10 takeaways (five interceptions, two forced fumbles and three fumble recoveries).
- He recovered a fumble in the third quarter against Nevada.
- Junior CB **A.J. Harris** is on watch lists for the Bednarik Award, Lott IMPACT Trophy and Nagurski Trophy.
- Harris recovered a fumble on Nevada's opening drive for his first career recovery.
- Redshirt junior CB **Audavion Collins** made his first career start against Nevada and recorded four tackles.
- Junior CB **Elliot Washington II** tallied his second career interception against Villanova.
- Junior CB **Zion Tracy** recorded his third career tackle for loss against Villanova.
- Tracy also has two career interceptions (one touchdown) and one career sack.
- Redshirt freshman CB **Kenny Woseley Jr.** made his first career start against Nevada.
- Redshirt freshman S **Antoine Belgrave-Shorter** made his first career start against Nevada and tied a career high with three tackles vs. FIU.
- Junior S **King Mack** tallied a career-best seven tackles and added a pass breakup against FIU.
- Freshman CB **Jahmir Joseph** secured his first career interception against Villanova and returned it 49 yards for a touchdown.



DANI DENNIS-SUTTON



DENNIS-SUTTON CAREER STATS

TACKLES

94

Dennis-Sutton has collected 94 tackles in his Penn State career, including nine in 2025.

TACKLES FOR LOSS

27

Dennis-Sutton has posted 27 tackles for loss as a Nittany Lion, including 4.5 in 2025.

SACKS

17

Dennis-Sutton has tallied 17 sacks, including two sacks this season.

FORCED FUMBLES

6

Dennis-Sutton has recorded six forced fumbles, including two against Nevada, and has two fumble recoveries.

INTERCEPTIONS

2

Dennis-Sutton owns two career interceptions.

ZANE DURANT



DURANT CAREER STATS

TACKLES

66

Durant owns 66 tackles as a Nittany Lion, including 42 tackles in 2024.

TACKLES FOR LOSS

18

Durant has posted 18 tackles for loss at PSU. He ranked fourth among FBS defensive tackles with 11 tackles for loss in 2024.

SACKS

6

Durant has recorded six sacks in his career and posted three sacks in 2024.

FUMBLES RECOVERED

1

Durant has one fumble recovery at Penn State and added his first career interception against Nevada.

GAMES WITH 2+ TFL

3

Durant has three career games with multiple tackles for loss.

DOMINIC DELUCA



DELUCA CAREER STATS

TACKLES

107

DeLuca has tallied 107 career tackles, including nine stops in 2025.

TACKLES FOR LOSS

12

DeLuca has recorded 12 tackles for loss as a Nittany Lion, including 1.5 this season.

SACKS

3.5

DeLuca owns 3.5 career sacks, including one against Nevada.

INTERCEPTIONS

5

DeLuca has notched five career interceptions, including two interceptions returned for touchdowns.

BLOCKED PUNTS

3

DeLuca has three career blocked punts, one away from the PSU career record.



TONY ROJAS

A.J. HARRIS

ZAKEE WHEATLEY



ROJAS CAREER STATS

TACKLES

98

Rojas has 98 tackles in his time in Happy Valley, including 10 against FIU.

TACKLES FOR LOSS

14

Rojas has made 14 career tackles for loss, including 4.5 tackles for loss in 2025.

FORCED FUMBLES

1

Rojas has one career forced fumble.

INTERCEPTIONS

4

Rojas has collected four interceptions as a Nittany Lion and returned one interception for a touchdown.

PASS BREAKUPS

4

Rojas has recorded four pass breakups at Penn State.

HARRIS CAREER STATS

TACKLES

59

Harris has 59 career tackles, including three tackles in 2025.

TACKLES FOR LOSS

4

Harris has posted four career tackles for loss.

INTERCEPTIONS

1

Harris has recorded one career interception.

PASS BREAKUPS

5

Harris has notched five career pass breakups, all in 2024.

FORCED INCOMPLETIONS

7

Harris has tallied seven career forced incompletions, including six in 2024, according to Pro Football Focus.

WHEATLEY CAREER STATS

TACKLES

157

Wheatley has tallied 157 career tackles, including 99 solo stops, and has eight stops in 2025.

TACKLES FOR LOSS

3

Wheatley has recorded three career tackles for loss, including 2.5 tackles for loss in 2024.

FUMBLE RECOVERIES

3

Wheatley has secured three career fumble recoveries, while adding two forced fumbles.

INTERCEPTIONS

5

Wheatley has five career interceptions, including three picks in 2024.

PASS BREAKUPS

6

Wheatley has registered six career pass breakups.

SPECIAL TEAMS NOTES

Justin Lustig, Special Teams Coordinator/  
Outside Linebackers/Nickels

Years of Coaching Experience: 24

Years at Penn State: Second

All-Big Ten at PSU: 3

Notables: Has served 20 years as a special teams coordinator...  
Has mentored 56 all-conference selections, a Lou Groza Award  
finalist and a Ray Guy Award finalists...Was a 2018 Broyles Award  
nominee...Mentored a trio of All-Big Ten selections in 2024.

SINCE 2019, PENN STATE RANKS...

- Sixth in the nation in kickoff touchback percentage (68.8; 1st in Big Ten), seventh in percentage of kickoffs returned (20.3; 2nd) and eighth in percentage of kickoffs returned inside the 25 (69.6; 3rd).
- Seventh in the country in percentage of punts inside the 20 (41.6; 4th) and percentage of punts inside the 10 (16.0; 5th).
- 10th in net punting (41.3; 3rd).

SPECIAL TEAMS NOTABLES

- Since 2017, Penn State has scored nine special teams touchdowns (four kick return, five punt return), ranking fifth in the Big Ten, and is one of two FBS schools that has not allowed a special teams touchdown since the start of the 2019 season (80-straight games).
- Penn State did not punt in its season opener against Nevada, its first time without a punt since the Washington game in 2024.
- Redshirt sophomore K **Ryan Barker** has converted 9-of-10 field goals this season, including three 40+ yard field goals, and is 12-of-12 on extra-point attempts.
- He hit a career-high-tying four field goals vs. Nevada and three field goals vs. Villanova, including kicks of 42 and 45 yards.
- Barker is 24-of-28 on field goal attempts in his career, including a perfect 14-of-14 on attempts of 39 yards or less.
- He has hit nine field goals of 40+ yards.
- Barker ranks seventh all-time at Penn State in extra-point percentage (98.4).
- Redshirt senior P **Gabriel Nwosu** has landed all five of his punts this season inside the 20, including three inside the 10, and has two punts of 50+ yards (long of 67).
- He is on the Ray Guy Award Watch List.
- Senior P **Riley Thompson** is averaging 44.7 yards per punt in his career (7,243 yards on 162 punts) with 36 punts of 50+ yards, 60 punts inside the 20 and 20 punts inside the 10. He has a long punt of 63 yards.
- Thompson ranks third all-time at Penn State with a 44.2 punt average in two years as a Nittany Lion.
- Redshirt senior SN **Tyler Duzansky**, voted All-Big Ten third team by the media in 2024, has appeared in 40 career games.
- LB **Dominic DeLuca** was voted as a captain for the third-straight year and was awarded No. 0 as the team's special teams leader.
- DeLuca recorded his third career blocked punt in the win over FIU and is one shy of the PSU career record held by Jack Ham (4; 1968-70) and Andre Collins (4; 1986-89).
- KR **Nicholas Singleton**, selected All-Big Ten honorable mention in 2023 and 2024, has one career kick return touchdown is averaging 24.2 yards per kick return in his career.
- KR **King Mack** had a 73-yard kick return against Nevada.
- PR **Devonte Ross** had a 34-yard punt return against Villanova.



Tyler Duzansky

RYAN BARKER



BARKER CAREER STATS

FIELD GOALS MADE

24

Barker has converted 24 field goals as a Nittany Lion, including nine field goals in 2025.

FIELD GOAL PERCENTAGE

85.7

Barker has knocked through 24-of-28 field goals at Penn State.

40+ YARD FIELD GOALS

9

Barker has converted nine career field goals of 40+ yards.

EXTRA POINTS

60

Barker has made 60-of-61 extra point attempts, good for seventh all-time at Penn State in extra-point percentage (98.4).

GABRIEL NWOSU



NWOSU STATS (2025)

PUNT AVERAGE

48.6

Nwosu is averaging 48.6 yards per punt this season.

INSIDE THE 20

5

Nwosu has dropped all five punts this season inside the 20.

INSIDE THE 10

3

Nwosu has landed three punts inside the 10.

50+ YARD PUNTS

2

Nwosu has blasted two punts of 50+ yards this season.



**NUMERICAL ROSTER (0-37)**

<b>NO.</b>	<b>NAME</b>	<b>POS.</b>	<b>EL.</b>	<b>HT.</b>	<b>WT.</b>	<b>HIGH SCHOOL/COACH</b>	<b>HOMETOWN</b>
0	DeLuca, Dominic ***	LB	R-Sr.	6-1	224	Wyoming Area/Randy Spencer	West Pittston, Pa.
1	Hudson, Kyron	WR	R-Sr.	6-1	213	Mater Dei/Bruce Rollinson/USC	Duarte, Calif.
2	Clifford, Liam ***	WR	R-Sr.	6-1	205	St. Xavier/Steve Specht	Maineville, Ohio
2	Collins, Audavion *	CB	R-Jr.	5-11	180	Newton/Camiel Grant/Mississippi State	Covington, Ga.
3	Belgrave-Shorter, Antoine	S	R-Fr.	6-0	198	Mandarin/Toby Bullock	Jacksonville, Fla.
3	Howard, Koby	WR	Fr.	5-11	196	Chaminade-Madonna Prep/Dameon Jones	Pensacola, Fla.
4	Denmark, Tyseer	WR	R-Fr.	5-10	190	Imhotep Charter/Devon Johnson	Philadelphia, Pa.
4	Harris, A.J. *	CB	Jr.	6-1	186	Central/Patrick Nix/Georgia	Phenix City, Ala.
5	Dixon, Daryus	CB	Fr.	6-0	195	Mater Dei/Raul Lara	Perris, Calif.
5	Ross, Devonte	WR	Sr.	5-10	170	Cartersville/Conor Foster/Troy	Cartersville, Ga.
6	Outten, Matt	WR	Fr.	6-1	217	I.C. Norcom/Anthony Hawkins	Portsmouth, Va.
6	Wheatley, Zakee ***	S	R-Sr.	6-2	202	Archbishop Spalding/Kyle Schmitt	Crofton, Md.
7	Saunders, Kaden *	WR	R-Jr.	5-10	180	Westerville South/Matthew Christ	Columbus, Ohio
7	Tracy, Zion **	CB	Jr.	5-11	180	St. Thomas More (Conn.)/Ernest Anderson	Hempstead, N.Y.
8	Nelson, DaKaari *	LB	R-So.	6-3	233	Selma/Willie Gandy	Livingston, Ala.
8	Peña, Trebor	WR	R-Sr.+	5-10	187	Ocean Township/Don Klein/Syracuse	Ocean Township, N.J.
9	Washington II, Elliot **	CB	Jr.	5-11	201	Venice/John Peacock	Venice, Fla.
10	Lane, Dejuan *	S	So.	6-2	206	Gilman School/Scott Van Zile	Jessup, Md.
10	Singleton, Nicholas ***	RB	Sr.	6-0	224	Governor Mifflin/Jeff Lang	Shillington, Pa.
11	Arrington II, LaVar	LB	Fr.	6-3	220	Charter Oak (Calif.)/Dom Farrar	Annapolis, Md.
11	Samuel, Lyrick	WR	Fr.	6-4	185	Erasmus Hall/Daniel Landberg	Brooklyn, N.Y.
12	Ivey, Anthony *	WR	R-Jr.	5-11	191	Manheim Township/Mark Evans	Lancaster, Pa.
12	Thomas, Xavvier	CB	Fr.	5-11	185	Pittsburgh Central Catholic/Ryan Lehmeier	Canonsburg, Pa.
13	Allen, Kaytron ***	RB	Sr.	5-11	219	IMG Academy (Fla.)/Pepper Johnson	Norfolk, Va.
13	Rojas, Tony **	LB	Jr.	6-2	230	Fairfax/Trey Taylor	Fairfax, Va.
14	Smolik, Jaxon	QB	R-So.	6-1	205	Dowling Catholic/Tom Wilson	Van Meter, Iowa
14	Thomas, Braz	S	Fr.	6-2	202	Pleasantville/Chris Sacco	Glassboro, N.J.
14	Thompson, Riley **	P	Sr.	6-1	224	Haileybury/-/Deakin/Florida Atlantic	Melbourne, Australia
15	Allar, Drew ***	QB	Sr.	6-5	235	Medina/Larry Laird	Medina, Ohio
15	Johnson, Joshua	CB	Fr.	6-2	193	Ironton/Trevon Pendleton	Ironton, Ohio
16	Dinkins, Khalil **	TE	R-Sr.	6-4	250	North Allegheny/Art Walker	Wexford, Pa.
16	Kritz, Bekkem	QB	Fr.	6-5	198	Chaminade-Madonna Prep (Fla.)/Dameon Jones	Chandler, Ariz.
16	Mack, King	S	Jr.	5-10	189	St. Thomas Aquinas/Roger Harriott/Alabama/Penn State	Miami, Fla.
17	Grunkemeyer, Ethan	QB	R-Fr.	6-2	207	Olentangy/Wade Bartholomew	Lewis Center, Ohio
17	Woseley Jr., Kenny	CB	R-Fr.	5-10	180	Imhotep Charter/Devon Johnson	Philadelphia, Pa.
18	Granville, Max	DE	R-Fr.	6-3	242	Fort Bend Christian Academy/Jordan Black	Sugar Land, Texas
18	Schlaffer, Joey	TE	R-So.	6-5	250	Exeter Township/Matt Bauer	Reading, Pa.
19	Brown, Josiah	WR	R-Fr.	5-11	180	Malverne/Kito Lockwood	Malverne, N.Y.
19	Coleman, Chaz	DE	Fr.	6-4	246	Warren G. Harding/Matt Richardson	Warren, Ohio
19	Lambert, Jack	QB	R-So.	6-3	206	Topsail/Jack Teachey	Hampstead, N.C.
20	Williams, Mylachi	DE	R-Fr.	6-3	246	Monsignor Bonner & Archbishop Prendergast Catholic/Jack Muldoon	Philadelphia, Pa.
21	Coleman, Jabree	RB	Fr.	6-0	208	Imhotep Charter/Devon Johnson	Darby Township, Pa.
21	Toure, Vaboue	S	R-Fr.	6-1	209	Irvington/Smoke Pierre	Pleasantville, N.J.
23	Hayes, Tikey	RB	Fr.	5-11	201	Aliquippa/Vashawn Patrick	Aliquippa, Pa.
23	Joseph, Jahmir	CB	Fr.	6-0	193	St. Joseph Regional (N.J.)/Auggie Hoffman	Nyack, N.Y.
24	Campbell, Amare	LB	Jr.	6-0	230	Unity Reed/Carroll Walker/North Carolina	Manassas, Va.
24	Smith, Corey	RB	R-Fr.	5-10	189	Catholic Memorial/Bill Young	Milwaukee, Wis.
25	Martin Jr., Quinton	RB	R-Fr.	6-1	203	Belle Vernon/Matt Humbert	Belle Vernon, Pa.
25	Tatsch, Alex	LB	Fr.	6-3	231	Greater Latrobe/Ron Prady	Latrobe, Pa.
26	Smith, Cam	LB	Fr.	6-0	216	St. Joseph's Prep (Pa.)/Tim Roken	Salem, N.J.
26	Wallace, Cam	RB	R-So.	5-9	201	Montgomery County/Don Vandygriff	Mount Vernon, Ga.
27	Payne Jr., Lamont	S	R-So.	6-0	192	Chartiers Valley/Aaron Fitzpatrick	Carnegie, Pa.
28	Durant, Zane ***	DT	Sr.	6-1	287	Lake Nona/Anthony Paradiso	Lake Nona, Fla.
28	Kiesewetter, Karson	S	R-So.	5-10	200	Bishop Guilfoyle/Justin Wheeler	Altoona, Pa.
29	Jennings, Daniel	DE	Fr.	6-1	257	Princeton/Keith Taylor	Princeton, W. Va.
30	Davis, Amiel	RB	R-Sr.	6-0	218	Eastern Regional/John Doherty/Marist College	Voorhees, N.J.
30	Jackson, Kari	LB	R-Fr.	6-1	240	West Bloomfield/Zach Hilbers	West Bloomfield, Mich.
31	Cunningham, Logan	WR	R-Jr.	5-8	189	Belle Vernon/Matt Humbert/Marietta College	Belle Vernon, Pa.
31	Dinkins, Kolin **	S	R-Jr.	6-2	201	North Allegheny/Art Walker	Wexford, Pa.
32	Wylie, Keon *	LB	R-Jr.	6-2	225	Imhotep Charter/Devon Johnson	Philadelphia, Pa.
33	Dennis-Sutton, Dani ***	DE	Sr.	6-5	265	McDonogh School (Md.)/Hakeem Sule	Millsboro, Del.
34	Holzworth, Tyler *	RB	R-Sr.	6-0	222	Delaware Valley Regional/Keith Olsommer/Delaware Valley	Milford, N.J.
34	Wafle, Owen	DT	R-Fr.	6-2	292	The Hun School/Todd Smith	Middletown, N.J.
35	Armstead, Tyler	CB	R-Fr.	6-1	170	Canon-McMillan/Mike Evans	Canonsburg, Pa.
35	Sokach-Minnick, Blaise	LS	R-Jr.	6-3	224	Wyoming Area/Randy Spencer	West Pittston, Pa.
36	Fisher, Zuriah **	DE	R-Sr.+	6-3	259	Aliquippa/Mike Warfield	Aliquippa, Pa.
37	Heffner, Max	DB	Fr.	5-11	170	Daniel Boone/JD Okuniewski	Birdsboro, Pa.

NUMERICAL ROSTER (38-99)

NO.	NAME	POS.	EL.	HT.	WT.	HIGH SCHOOL/COACH	HOMETOWN
38	Pryts, Jackson	LB	R-Jr.	6-3	223	Hickory/William Dungee	Hermitage, Pa.
39	Blanding, Ty	DT	R-So.	6-1	295	Christ the King/Jason Brown	Bronx, N.Y.
39	Green, Jashaun	S	R-Jr.	6-1	180	State College Area/Matt Lintal	State College, Pa.
40	Specs, Anthony	LB	R-Fr.	6-1	223	Pittsburgh Central Catholic/Ryan Lehmeier	Bridgeville, Pa.
42	Robinson, Mason	DE	R-So.	6-3	254	McDonogh School/Hakeem Sule	Randallstown, Md.
43	Burnett, Dayshaun	DE	Fr.	6-3	225	Imani Christian Academy/Laori Johnson	Pittsburgh, Pa.
44	Harvey, Jaylen	DE	R-Fr.	6-2	246	Quince Orchard/John Kelley	Gaithersburg, Md.
44	Henderson, Matt	TE	Fr.	6-5	236	Powhatan, Va./Mike Henderson	Powhatan, Va.
45	White, Enai	DE	R-Jr.	6-5	280	Imhotep Charter/Devon Johnson/Texas A&M	Philadelphia, Pa.
46	Harris, Cortez	DE	Fr.	6-3	228	Riverdale Baptist/Olandis Gary	Largo, Md.
47	Probst, Aidan	DE	R-Fr.	6-2	250	McDowell/ Brad Orlando	Erie, Pa.
48	Duzansky, Tyler **	LS	R-Sr.	6-4	225	St. Francis Prep/Bob McMillen	Wheaton, Ill.
50	Cousins, Cooper *	OL	So.	6-6	314	McDowell/Brad Orlando	Erie, Pa.
50	Ford Jr., Alonzo *	DT	R-Sr.+	6-2	304	Varina/Marcus Lewis/Old Dominion	Richmond, Va.
51	Troutman III, Michael	OL	Fr.	6-2	303	DePaul Catholic/Nick Campanile	Trenton, N.J.
52	Adirika, Randy	DT	Fr.	6-3	304	Miami Central/Jube Joseph	Miami, Fla.
52	Rulli, Dominic **	OL	R-Jr.	6-3	292	The Taft School (Conn.)/Tyler Whitley	Burlington, Ky.
53	Dawkins, Nick ***	OL	R-Sr. +	6-4	299	Parkland/Tim Moncman	Allentown, Pa.
54	Gilliam, Xavier	DT	R-Fr.	6-2	300	Quince Orchard/John Kelley	Montgomery Village, Md.
54	Harvie, Ian	OL	R-Jr.	6-2	284	Spring-Ford/Chad Brubaker	Royersford, Pa.
54	Shanahan Jr., TJ	OL	R-So.	6-4	316	Westlake/Tony Salazar/Texas A&M	Orlando, Fla.
55	Onoh, Chimdy	OL	R-So.	6-5	321	Dundalk/Thomas Abel	Baltimore, Md.
58	Artis, Kaleb *	DT	R-Jr.	6-4	312	St. Francis Prep/Rich Carroll	Westbury, N.Y.
59	O'Hara, Brady	OL	Fr.	6-6	293	North Catholic/Chris Rizzo	Mars, Pa.
61	Horan, Liam	OL	R-Fr.	6-3	290	Malvern Prep/Dave Gueriera	West Chester, Pa.
63	Birchmeier, Alex *	OL	R-So.	6-5	312	Broad Run/Myron Curtis	Ashburn, Va.
64	Boyer, Eagan	OL	R-Fr.	6-8	302	Hough/DeShawn Baker	Cornelius, N.C.
65	Fitzgerald, Jim	OL	R-Jr.	6-7	317	Archbishop Spalding/Kyle Schmitt	Severna Park, Md.
66	Shelton, Drew ***	OL	Sr.	6-5	306	Downingtown West/Mike Milano	Downingtown, Pa.
67	Boehme, Henry	OL	R-So.	6-5	286	Mountain Brook/Chris Yeager	Birmingham, Ala.
68	Donkoh, Anthony **	OL	R-So.	6-5	323	Lightridge/Bobby Eavenson	Aldie, Va.
70	Sexton, Garrett	OL	R-Fr.	6-6	296	Arrowhead Union/Matt Harris	Hartland, Wis.
71	Ioane, Oiaivavega **	OL	R-Jr.	6-4	328	Graham-Kapowsin/Eric Kurle	Graham, Wash.
72	Rucci, Nolan *	OL	R-Sr.	6-8	304	Warwick/Bob Locker/Wisconsin	Lititz, Pa.
73	Brewer, Caleb	OL	R-Fr.	6-4	302	Wyomissing/Bob Wolfram	Reading, Pa.
74	Williams, J'ven *	OL	R-So.	6-5	319	Wyomissing/Bob Wolfram	Reading, Pa.
75	Detisch, Matt	OL	R-Jr.	6-6	292	Mars Area/Scott Heinauer	Mars, Pa.
76	Carlan, Mason	OL	R-Sr. +	6-2	290	North Little Rock/Jamie Mitchell/Air Force	North Little Rock, Ark.
77	Aliciene, Owen	OL	Fr.	6-7	298	Avon Old Farms/Jon Wholley	Cheshire, Conn.
78	Goodman, Malachi	OL	Fr.	6-6	315	Paramus Catholic/Greg Russo	Bloomfield, N.J.
79	Harbour, Donnie	OL	R-Fr.	6-3	327	Catholic Memorial/Bill Young	Milwaukee, Wis.
80	Exinor Jr., Jeff	WR	Fr.	6-1	220	McDonogh School/Hakeem Sule	Baltimore, Md.
81	Nastasi, Donte	CB	R-So.	5-10	165	State College/Matt Lintal/Wagner	State College, Pa.
82	Black, Ethan	WR	R-So.	5-9	180	Conemaugh Township/Tony Penna	Davidsville, Pa.
83	Kortovich, Brian	TE	Fr.	6-4	245	Villa Angela-St. Joseph/Jeff Rotsky	Willoughby, Ohio
84	Gonzalez, Peter	WR	R-Fr.	6-2	207	Pittsburgh Central Catholic/Ryan Lehmeier	Mars, Pa.
85	Reynolds, Luke *	TE	So.	6-4	250	Cheshire Academy (Conn.)/Bill Mella	Westford, Mass.
86	Enterline, Aaron	WR	R-Fr.	6-2	182	Manheim Central/Dave Hahn	Manheim, Pa.
87	Rappleyea, Andrew	TE	R-So.	6-4	251	Milton Academy (Mass.)/Kevin MacDonald	Millbrook, N.Y.
88	Olesh, Andrew	TE	Fr.	6-5	231	Southern Lehigh/Phil Sams	Center Valley, Pa.
88	Siafa, Sam	DT	R-Jr.	6-4	297	Downingtown West/Mike Milano	Downingtown, Pa.
89	Furmanek, Finn	TE	R-So.	6-3	252	State College Area/Matt Lintal	State College, Pa.
90	Andrews, Liam	DT	R-Fr.	6-4	282	Dexter School/Casey Day	Brookline, Mass.
92	Dufault, Andrew	LS	R-Fr.	6-1	240	Xaverian Brothers/Al Fornaro	Westwood, Mass.
93	Mears, Bobby	DE	R-So.	6-4	250	Malvern Prep/Dave Gueriera	West Chester, Pa.
94	Barker, Ryan *	K	R-So.	6-2	200	Kennett/Lance Fraizer	Landenberg, Pa.
94	Cook, De'Andre	DT	R-Fr.	6-4	288	Friendship Collegiate Academy/Michael Hunter	Washington, D.C.
95	Mayer, Jordan *	DE	R-So.	6-4	244	Thomas Jefferson/Kevin Culjat/Wisconsin	Jefferson Hills, Pa.
98	Parker, Matthew	K	Fr.	6-0	220	Central York/Gerry Yonchiuk	York, Pa.
99	Kemajou, Yvan	DE	Fr.	6-3	251	Paint Branch/Michael Nesmith	Burtonsville, Md.
99	Nwosu, Gabriel **	P	R-Sr.	6-6	297	The Bullis School/Patrick Cilento	Derwood, Md.

\* - Letters won

As of September 21, 2025

Note: As a result of eligibility not counting for the 2020 season, extra years of eligibility are marked on the back end of student-athletes' career (a "+" symbol will be added on the end of "Sr." to indicate the extra year of eligibility being used).



## ALPHABETICAL ROSTER (A-JEN)

NO.	NAME	POS.	EL.	HT.	WT.	HIGH SCHOOL/COACH	HOMETOWN
52	Adirika, Randy	DT	Fr.	6-3	304	Miami Central/Jube Joseph	Miami, Fla.
77	Aliciene, Owen	OL	Fr.	6-7	298	Avon Old Farms/Jon Wholley	Cheshire, Conn.
15	Allar, Drew ***	QB	Sr.	6-5	235	Medina/Larry Laird	Medina, Ohio
13	Allen, Kaytron ***	RB	Sr.	5-11	219	IMG Academy (Fla.)/Pepper Johnson	Norfolk, Va.
90	Andrews, Liam	DT	R-Fr.	6-4	282	Dexter School/Casey Day	Brookline, Mass.
35	Armstead, Tyler	CB	R-Fr.	6-1	170	Canon-McMillan/Mike Evans	Canonsburg, Pa.
11	Arrington II, LaVar	LB	Fr.	6-3	220	Charter Oak (Calif.)/Dom Farrar	Annapolis, Md.
58	Artis, Kaleb *	DT	R-Jr.	6-4	312	St. Francis Prep/Rich Carroll	Westbury, N.Y.
94	Barker, Ryan *	K	R-So.	6-2	200	Kennett/Lance Fraizer	Landenberg, Pa.
3	Belgrave-Shorter, Antoine	S	R-Fr.	6-0	198	Mandarin/Toby Bullock	Jacksonville, Fla.
63	Birchmeier, Alex *	OL	R-So.	6-5	312	Broad Run/Myron Curtis	Ashburn, Va.
82	Black, Ethan	WR	R-So.	5-9	180	Conemaugh Township/Tony Penna	Davidsville, Pa.
39	Blanding, Ty	DT	R-So.	6-1	295	Christ the King/Jason Brown	Bronx, N.Y.
67	Boehme, Henry	OL	R-So.	6-5	286	Mountain Brook/Chris Yeager	Birmingham, Ala.
64	Boyer, Eagan	OL	R-Fr.	6-8	302	Hough/DeShawn Baker	Cornelius, N.C.
73	Brewer, Caleb	OL	R-Fr.	6-4	302	Wyomissing/Bob Wolfram	Reading, Pa.
19	Brown, Josiah	WR	R-Fr.	5-11	180	Malverne/Kito Lockwood	Malverne, N.Y.
43	Burnett, Dayshaun	DE	Fr.	6-3	225	Imani Christian Academy/Laori Johnson	Pittsburgh, Pa.
24	Campbell, Amare	LB	Jr.	6-0	230	Unity Reed/Carroll Walker/North Carolina	Manassas, Va.
76	Carlan, Mason	OL	R-Sr.+	6-2	290	North Little Rock/Jamie Mitchell/Air Force	North Little Rock, Ark.
2	Clifford, Liam ***	WR	R-Sr.	6-1	205	St. Xavier/Steve Specht	Maineville, Ohio
19	Coleman, Chaz	DE	Fr.	6-4	246	Warren G. Harding/Matt Richardson	Warren, Ohio
21	Coleman, Jabree	RB	Fr.	6-0	208	Imhotep Charter/Devon Johnson	Darby Township, Pa.
2	Collins, Audavion *	CB	R-Jr.	5-11	180	Newton/Camiel Grant/Mississippi State	Covington, Ga.
94	Cook, De'Andre	DT	R-Fr.	6-4	288	Friendship Collegiate Academy/Michael Hunter	Washington, D.C.
50	Cousins, Cooper *	OL	So.	6-6	314	McDowell/Brad Orlando	Erie, Pa.
31	Cunningham, Logan	WR	R-Jr.	5-8	189	Belle Vernon/Matt Humbert/Marietta College	Belle Vernon, Pa.
30	Davis, Amiel	RB	R-Sr.	6-0	218	Eastern Regional/John Doherty/Marist College	Voorhees, N.J.
53	Dawkins, Nick ***	OL	R-Sr.+	6-4	299	Parkland/Tim Moncman	Allentown, Pa.
0	DeLuca, Dominic ***	LB	R-Sr.	6-1	224	Wyoming Area/Randy Spencer	West Pittsburg, Pa.
4	Denmark, Tyseer	WR	R-Fr.	5-10	190	Imhotep Charter/Devon Johnson	Philadelphia, Pa.
33	Dennis-Sutton, Dani ***	DE	Sr.	6-5	265	McDonogh School (Md.)/Hakeem Sule	Millsboro, Del.
75	Detisch, Matt	OL	R-Jr.	6-6	292	Mars Area/Scott Heinauer	Mars, Pa.
16	Dinkins, Khalil **	TE	R-Sr.	6-4	250	North Allegheny/Art Walker	Wexford, Pa.
31	Dinkins, Kolin **	S	R-Jr.	6-2	201	North Allegheny/Art Walker	Wexford, Pa.
5	Dixon, Daryus	CB	Fr.	6-0	195	Mater Dei/Raul Lara	Perris, Calif.
68	Donkoh, Anthony **	OL	R-So.	6-5	323	Lightridge/Bobby Eavenson	Aldie, Va.
92	Dufault, Andrew	LS	R-Fr.	6-1	240	Xaverian Brothers/Al Fornaro	Westwood, Mass.
28	Durant, Zane ***	DT	Sr.	6-1	287	Lake Nona/Anthony Paradiso	Lake Nona, Fla.
48	Duzansky, Tyler **	LS	R-Sr.	6-4	225	St. Francis Prep/Bob McMillen	Wheaton, Ill.
86	Enterline, Aaron	WR	R-Fr.	6-2	182	Manheim Central/Dave Hahn	Manheim, Pa.
80	Exinor Jr., Jeff	WR	Fr.	6-1	220	McDonogh School/Hakeem Sule	Baltimore, Md.
36	Fisher, Zuriah **	DE	R-Sr.+	6-3	259	Aliquippa/ Mike Warfield	Aliquippa, Pa.
65	Fitzgerald, Jim	OL	R-Jr.	6-7	317	Archbishop Spalding/Kyle Schmitt	Severna Park, Md.
50	Ford Jr., Alonzo *	DT	R-Sr.+	6-2	304	Varina/Marcus Lewis/Old Dominion	Richmond, Va.
89	Furmanek, Finn	TE	R-So.	6-3	252	State College Area/Matt Lintal	State College, Pa.
54	Gilliam, Xavier	DT	R-Fr.	6-2	300	Quince Orchard/John Kelley	Montgomery Village, Md.
84	Gonzalez, Peter	WR	R-Fr.	6-2	207	Pittsburgh Central Catholic/Ryan Lehmeier	Mars, Pa.
78	Goodman, Malachi	OL	Fr.	6-6	315	Paramus Catholic/Greg Russo	Bloomfield, N.J.
18	Granville, Max	DE	R-Fr.	6-3	242	Fort Bend Christian Academy/Jordan Black	Sugar Land, Texas
39	Green, Jashaun	S	R-Jr.	6-1	180	State College Area/Matt Lintal	State College, Pa.
17	Grunkemeyer, Ethan	QB	R-Fr.	6-2	207	Olentangy/Wade Bartholomew	Lewis Center, Ohio
79	Harbour, Donnie	OL	R-Fr.	6-3	327	Catholic Memorial/Bill Young	Milwaukee, Wis.
4	Harris, A.J. *	CB	Jr.	6-1	186	Central/Patrick Nix/Georgia	Phenix City, Ala.
46	Harris, Cortez	DE	Fr.	6-3	228	Riverdale Baptist/Olandis Gary	Largo, Md.
44	Harvey, Jaylen	DE	R-Fr.	6-2	246	Quince Orchard/John Kelley	Gaithersburg, Md.
54	Harvie, Ian	OL	R-Jr.	6-2	284	Spring-Ford/Chad Brubaker	Royersford, Pa.
23	Hayes, Tikey	RB	Fr.	5-11	201	Aliquippa/Vashawn Patrick	Aliquippa, Pa.
37	Heffner, Max	DB	Fr.	5-11	170	Daniel Boone/JD Okuniewski	Birdsboro, Pa.
44	Henderson, Matt	TE	Fr.	6-5	236	Powhatan, Va./Mike Henderson	Powhatan, Va.
34	Holzworth, Tyler *	RB	R-Sr.	6-0	222	Delaware Valley Regional/Keith Olsommer/Delaware Valley	Milford, N.J.
61	Horan, Liam	OL	R-Fr.	6-3	290	Malvern Prep/Dave Gueriera	West Chester, Pa.
3	Howard, Koby	WR	Fr.	5-11	196	Chaminade-Madonna Prep/Dameon Jones	Pensacola, Fla.
1	Hudson, Kyrone	WR	R-Sr.	6-1	213	Mater Dei/Bruce Rollinson/USC	Duarte, Calif.
71	Ioane, Olaiavavega **	OL	R-Jr.	6-4	328	Graham-Kapowsin/Eric Kurlle	Graham, Wash.
12	Ivey, Anthony *	WR	R-Jr.	5-11	191	Manheim Township/Mark Evans	Lancaster, Pa.
30	Jackson, Kari	LB	R-Fr.	6-1	240	West Bloomfield/Zach Hilbers	West Bloomfield, Mich.
29	Jennings, Daniel	DE	Fr.	6-1	257	Princeton/Keith Taylor	Princeton, W. Va.

# 26 2025 PENN STATE FOOTBALL

## ALPHABETICAL ROSTER (JOH-W)

NO.	NAME	POS.	EL.	HT.	WT.	HIGH SCHOOL/COACH	HOMETOWN
15	Johnson, Joshua	CB	Fr.	6-2	193	Ironton/Trevon Pendleton	Ironton, Ohio
23	Joseph, Jahmir	CB	Fr.	6-0	193	St. Joseph Regional (N.J.)/Auggie Hoffman	Nyack, N.Y.
99	Kemajou, Yvan	DE	Fr.	6-3	251	Paint Branch/Michael Nesmith	Burtonsville, Md.
28	Kiesewetter, Karson	S	R-So.	5-10	200	Bishop Guilfoyle/Justin Wheeler	Altoona, Pa.
83	Kortovich, Brian	TE	Fr.	6-4	245	Villa Angela-St. Joseph/Jeff Rotsky	Willoughby, Ohio
16	Kritza, Bekkem	QB	Fr.	6-5	198	Chaminade-Madonna Prep (Fla.)/Dameon Jones	Chandler, Ariz
19	Lambert, Jack	QB	R-So.	6-3	206	Topsail/Jack Teachey	Hampstead, N.C.
10	Lane, Dejuan *	S	So.	6-2	206	Gilman School/Scott Van Zile	Jessup, Md.
16	Mack, King	S	Jr.	5-10	189	St. Thomas Aquinas/Roger Harriott/Alabama/Penn State	Miami, Fla.
25	Martin Jr., Quinton	RB	R-Fr.	6-1	203	Belle Vernon/Matt Humbert	Belle Vernon, Pa.
95	Mayer, Jordan *	DE	R-So.	6-4	244	Thomas Jefferson/Kevin Culjat/Wisconsin	Jefferson Hills, Pa.
93	Mears, Bobby	DE	R-So.	6-4	250	Malvern Prep/Dave Gueriera	West Chester, Pa.
81	Nastasi, Donte	CB	R-So.	5-10	165	State College/Matt Lintal/Wagner	State College, Pa.
8	Nelson, DaKaari *	LB	R-So.	6-3	233	Selma/Willie Gandy	Livingston, Ala.
99	Nwosu, Gabriel **	P	R-Sr.	6-6	297	The Bullis School/Patrick Cileto	Derwood, Md.
59	O'Hara, Brady	OL	Fr.	6-6	293	North Catholic/Chris Rizzo	Mars, Pa.
88	Olesh, Andrew	TE	Fr.	6-5	231	Southern Lehigh/Phil Sams	Center Valley, Pa.
55	Onoh, Chimdy	OL	R-So.	6-5	321	Dundalk/Thomas Abel	Baltimore, Md.
6	Outten, Matt	WR	Fr.	6-1	217	I.C. Norcom/Anthony Hawkins	Portsmouth, Va.
98	Parker, Matthew	K	Fr.	6-0	220	Central York/Gerry Yonchiuk	York, Pa.
27	Payne Jr., Lamont	S	R-So.	6-0	192	Chartiers Valley/Aaron Fitzpatrick	Carnegie, Pa.
8	Peña, Trebor	WR	R-Sr.+	5-10	187	Ocean Township/Don Klein/Syracuse	Ocean Township, N.J.
47	Probst, Aidan	DE	R-Fr.	6-2	250	McDowell/Brad Orlando	Erie, Pa.
38	Pryts, Jackson	LB	R-Jr.	6-3	223	Hickory/William Dungee	Hermitage, Pa.
87	Rappleyea, Andrew	TE	R-So.	6-4	251	Milton Academy (Mass.)/Kevin MacDonald	Millbrook, N.Y.
85	Reynolds, Luke *	TE	So.	6-4	250	Cheshire Academy (Conn.)/Bill Mella	Westford, Mass.
42	Robinson, Mason	DE	R-So.	6-3	254	McDonogh School/Hakeem Sule	Randallstown, Md.
13	Rojas, Tony **	LB	Jr.	6-2	230	Fairfax/Trey Taylor	Fairfax, Va.
5	Ross, Devonte	WR	Sr.	5-10	170	Cartersville/Conor Foster/Troy	Cartersville, Ga.
72	Rucci, Nolan *	OL	R-Sr.	6-8	304	Warwick/Bob Locker/Wisconsin	Lititz, Pa.
52	Rulli, Dominic **	OL	R-Jr.	6-3	292	The Taft School (Conn.)/Tyler Whitley	Burlington, Ky.
11	Samuel, Lyrick	WR	Fr.	6-4	185	Erasmus Hall/Daniel Landberg	Brooklyn, N.Y.
7	Saunders, Kaden *	WR	R-Jr.	5-10	180	Westerville South/Matthew Christ	Columbus, Ohio
18	Schlaffer, Joey	TE	R-So.	6-5	250	Exeter Township/Matt Bauer	Reading, Pa.
70	Sexton, Garrett	OL	R-Fr.	6-6	296	Arrowhead Union/Matt Harris	Hartland, Wis.
54	Shanahan Jr., TJ	OL	R-So.	6-4	316	Westlake/Tony Salazar/Texas A&M	Orlando, Fla.
66	Shelton, Drew ***	OL	Sr.	6-5	306	Downingtown West/Mike Milano	Downingtown, Pa.
88	Siafa, Sam	DT	R-Jr.	6-4	297	Downingtown West/Mike Milano	Downingtown, Pa.
10	Singleton, Nicholas ***	RB	Sr.	6-0	224	Governor Mifflin/Jeff Lang	Shillington, Pa.
26	Smith, Cam	LB	Fr.	6-0	216	St. Joseph's Prep (Pa.)/Tim Roken	Salem, N.J.
24	Smith, Corey	RB	R-Fr.	5-10	189	Catholic Memorial/Bill Young	Milwaukee, Wis.
14	Smolik, Jaxon	QB	R-So.	6-1	205	Dowling Catholic/Tom Wilson	Van Meter, Iowa
35	Sokach-Minnick, Blaise	LS	R-Jr.	6-3	224	Wyoming Area/Randy Spencer	West Pittston, Pa.
40	Specia, Anthony	LB	R-Fr.	6-1	223	Pittsburgh Central Catholic/Ryan Lehmeier	Bridgeville, Pa.
25	Tatsch, Alex	LB	Fr.	6-3	231	Greater Latrobe/Ron Prady	Latrobe, Pa.
14	Thomas, Braz	S	Fr.	6-2	202	Pleasantville/Chris Sacco	Glassboro, N.J.
12	Thomas, Xxavier	CB	Fr.	5-11	185	Pittsburgh Central Catholic/Ryan Lehmeier	Canonsburg, Pa.
14	Thompson, Riley **	P	Sr.	6-1	224	Haileybury/-/Deakin/Florida Atlantic	Melbourne, Australia
21	Toure, Vaboue	S	R-Fr.	6-1	209	Irrington/Smoke Pierre	Pleasantville, N.J.
7	Tracy, Zion **	CB	Jr.	5-11	180	St. Thomas More (Conn.)/Ernest Anderson	Hempstead, N.Y.
51	Troutman III, Michael	OL	Fr.	6-2	303	DePaul Catholic/Nick Campanile	Trenton, N.J.
34	Wafle, Owen	DT	R-Fr.	6-2	292	The Hun School/Todd Smith	Middletown, N.J.
26	Wallace, Cam	RB	R-So.	5-9	201	Montgomery County/Don Vandygriff	Mount Vernon, Ga.
9	Washington II, Elliot **	CB	Jr.	5-11	201	Venice/John Peacock	Venice, Fla.
6	Wheatley, Zakee ***	S	R-Sr.	6-2	202	Archbishop Spalding/Kyle Schmitt	Crofton, Md.
45	White, Enai	DE	R-Jr.	6-5	280	Imhotep Charter/Devon Johnson/Texas A&M	Philadelphia, Pa.
74	Williams, J'ven *	OL	R-So.	6-5	319	Wyomissing/Bob Wolfrum	Reading, Pa.
20	Williams, Mylachi	DE	R-Fr.	6-3	246	Monsignor Bonner & Archbishop Prendergast Catholic/Jack Muldoon	Philadelphia, Pa.
17	Woseley Jr., Kenny	CB	R-Fr.	5-10	180	Imhotep Charter/Devon Johnson	Philadelphia, Pa.
32	Wylie, Keon *	LB	R-Jr.	6-2	225	Imhotep Charter/Devon Johnson	Philadelphia, Pa.

\* - Letters won

As of September 21, 2025

Note: As a result of eligibility not counting for the 2020 season, extra years of eligibility are marked on the back end of student-athletes' career (a "+" symbol will be added on the end of "Sr." to indicate the extra year of eligibility being used).



## RECORD WATCH

## RUSHING

CAREER RUSHING YARDAGE			
1.	3,932	Evan Royster	2007-10
2.	3,843	Saquon Barkley	2015-17
3.	3,398	Curt Warner	1979-82
4.	3,320	Tony Hunt	2003-06
5.	3,301	Blair Thomas	1985-87, 89
6.	3,256	Curtis Enis	1995-97
7.	3,227	D.J. Dozier	1983-86
8.	<b>3,150</b>	<b>Kaytron Allen</b>	<b>2022-pres.</b>
9.	<b>3,091</b>	<b>Nicholas Singleton</b>	<b>2022-pres.</b>
10.	2,953	Larry Johnson	1999-02
11.	2,934	Lydell Mitchell	1969-71
12.	2,829	Ki-Jana Carter	1992-94
13.	2,818	Matt Suhey	1976-79
14.	2,639	John Cappelletti	1972-73
15.	2,518	Eric McCoo	1998-01
16.	2,380	Lenny Moore	1953-55
17.	2,236	Charlie Pittman	1967-69
18.	2,108	Zach Zwinak	2011-14
19.	2,072	Booker Moore	1977-80
20.	2,042	Jon Williams	1980-83
21.	2,002	Franco Harris	1969-71

SEASON RUSHING YARDAGE			
1.	2,087	Larry Johnson	2002
2.	1,567	Lydell Mitchell	1971
3.	1,539	Ki-Jana Carter	1994
4.	1,522	John Cappelletti	1973
5.	1,496	Saquon Barkley	2016
6.	1,414	Blair Thomas	1987
7.	1,386	Tony Hunt	2006
8.	1,363	Curtis Enis	1997
9.	1,341	Blair Thomas	1989
10.	1,329	Rodney Kinlaw	2007
11.	1,274	Miles Sanders	2018
12.	1,271	Saquon Barkley	2017
13.	1,241	Silas Redd	2011
14.	1,236	Evan Royster	2008
15.	1,210	Curtis Enis	1996
16.	1,169	Evan Royster	2009
17.	1,117	John Cappelletti	1972
18.	<b>1,108</b>	<b>Kaytron Allen</b>	<b>2024</b>
19.	<b>1,099</b>	<b>Nicholas Singleton</b>	<b>2024</b>
20.	1,082	Lenny Moore	1954
21.	1,076	Saquon Barkley	2015
22.	<b>1,061</b>	<b>Nicholas Singleton</b>	<b>2022</b>
23.	1,047	Tony Hunt	2005
24.	1,044	Curt Warner	1981
25.	1,041	Curt Warner	1982
26.	1,026	Ki-Jana Carter	1993
27.	1,014	Evan Royster	2010
28.	1,002	D.J. Dozier	1983
29.	1,000	Zach Zwinak	2012

GAME RUSHING YARDAGE			
1.	327	Larry Johnson at Indiana	2002
2.	279	Larry Johnson vs. Illinois	2002
3.	279	Larry Johnson vs. Michigan State	2002
4.	257	Larry Johnson vs. Northwestern	2002
5.	256	Curt Warner at Syracuse	1981
6.	250	Shorty Miller vs. Carnegie Tech	1913
7.	243	Bob Pollard at Rutgers	1951
8.	241	Curtis Enis vs. USC	1996
9.	239	Bob Campbell vs. Syracuse	1968
10.	238	Curt Warner at Nebraska	1981
11.	227	Ki-Jana Carter vs. Michigan State	1994
12.	225	Matt Suhey vs. Army	1979
13.	220	John Cappelletti vs. NC State	1973
14.	214	Blair Thomas vs. Notre Dame	1987
15.	211	Lydell Mitchell at Iowa	1971
16.	211	Curtis Enis vs. Ohio State	1997
17.	211	Eric McCoo vs. Ohio State	1999
18.	211	Saquon Barkley at Iowa	2017
19.	210	Ki-Jana Carter at Minnesota	1994
20.	209	Lydell Mitchell vs. Maryland	1971
21.	208	Shelly Hammonds at Boston College	1990
22.	207	Saquon Barkley at Purdue	2016
23.	206	Eric McCoo vs. Michigan State	1998
24.	204	John Cappelletti vs. Ohio	1973
25.	202	John Cappelletti at Maryland	1973
26.	202	Saquon Barkley vs. Maryland	2016
27.	202	Journey Brown vs. Memphis	2019
28.	201	Bill Belton vs. Illinois	2013
29.	200	Miles Sanders at Illinois	2018

## LONGEST RUNS

1.	92*	Blair Thomas vs. Syracuse	1986
2.	92	Bill Belton at Indiana	2014
3.	92	Saquon Barkley vs. Washington	2017
4.	90	Bill Suter at Navy	1894
5.	87	Bob Campbell vs. Syracuse	1968
6.	<b>87</b>	<b>Nicholas Singleton vs. Utah</b>	<b>2022</b>
7.	86	Bob Riddle at West Virginia	1964
8.	85	Journey Brown vs. Pitt	2019
9.	84	Chafie Fields vs. Texas	1996
10.	84	Larry Johnson vs. Illinois	2002

\*non-scoring play

## CAREER RUSHING TOUCHDOWNS

1.	43	Saquon Barkley	2015-17
2.	38	Lydell Mitchell	1969-71
3.	<b>37</b>	<b>Nicholas Singleton</b>	<b>2022-pres.</b>
4.	36	Curtis Enis	1995-97
5.	34	Ki-Jana Carter	1992-94
6.	30	Charlie Pittman	1967-69
7.	30	Trace McSorley	2015-18
8.	29	John Cappelletti	1972-73
9.	29	Richie Anderson	1989-92
10.	29	Evan Royster	2007-10
11.	<b>27</b>	<b>Kaytron Allen</b>	<b>2022-pres.</b>
12.	26	Matt Suhey	1976-79
13.	26	Larry Johnson	1999-02
14.	25	D.J. Dozier	1983-86
15.	25	Tony Hunt	2003-06
16.	24	Franco Harris	1969-71
17.	24	Curt Warner	1979-82
18.	23	Lenny Moore	1953-55
19.	22	Daryll Clark	2005-09
20.	21	Blair Thomas	1985-87, 89
21.	21	Zach Zwinak	2011-14

## SEASON RUSHING TOUCHDOWNS

1.	26	Lydell Mitchell	1971
2.	23	Ki-Jana Carter	1994
3.	20	Larry Johnson	2002
4.	19	Curtis Enis	1997
5.	18	Richie Anderson	1992
6.	18	Saquon Barkley	2016
7.	18	Saquon Barkley	2017
8.	17	John Cappelletti	1973
9.	14	Charlie Pittman	1968
10.	13	Bill McCleary	1907
11.	13	Harry Robb	1917
12.	13	Curtis Enis	1996
13.	12	John Cappelletti	1972
14.	12	Evan Royster	2008
15.	12	Zach Zwinak	2013
16.	12	Trace McSorley	2018
17.	12	Journey Brown	2019
18.	<b>12</b>	<b>Nicholas Singleton</b>	<b>2022</b>
19.	<b>12</b>	<b>Nicholas Singleton</b>	<b>2024</b>

## CAREER 100-YARD RUSHING GAMES

1.	18	Curt Warner	1979-82
2.	17	Blair Thomas	1985-87, 89
3.	17	Ki-Jana Carter	1992-94
4.	17	Curtis Enis	1995-97
5.	15	Lydell Mitchell	1969-71
6.	15	Tony Hunt	2003-06
7.	15	Evan Royster	2007-10
8.	15	Saquon Barkley	2015-17
9.	13	John Cappelletti	1972-73
10.	12	Lenny Moore	1953-55
11.	<b>9</b>	<b>Kaytron Allen</b>	<b>2022-pres.</b>
12.	<b>9</b>	<b>Nicholas Singleton</b>	<b>2022-pres.</b>

## SEASON 100-YARD RUSHING GAMES

1.	10	K-Jana Carter	1994
2.	9	Lydell Mitchell	1971
3.	9	Blair Thomas	1989
4.	8	John Cappelletti	1973
5.	8	Curtis Enis	1997
6.	8	Larry Johnson	2002
7.	8	Tony Hunt	2006
8.	7	Lenny Moore	1954
9.	7	Curt Warner	1981
10.	7	Blair Thomas	1987
11.	7	Ki-Jana Carter	1993

GAME RUSHING YARDS  
BY A QUARTERBACK

1.	250	Eugene "Shorty" Miller	Carnegie Tech, 1913
2.	175	Trace McSorley	Ohio State, 2018
3.	156	Chuck Peters	Syracuse, 1938
4.	138	Zack Mills	Ohio State, 2001
5.	125	Michael Robinson	Wisconsin, 2005
6.	122	Steve Rollins	Syracuse, 1938
7.	119	Sean Clifford	Indiana, 2020
8.	113	Tony Sacca	Pittsburgh, 1990
9.	113	Tommy Stevens	Maryland, 2017
10.	112	Michael Robinson	Minnesota, 2005

CAREER RUSHING YARDS  
BY A QUARTERBACK

1.	1,697	Trace McSorley	2015-18
2.	1,637	Michael Robinson	2002-05
3.	1,073	Sean Clifford	2018-22
4.	670	Rashard Casey	1997-00
5.	667	John Hufnagel	1970-72
6.	625	Richie Lucas	1957-59
7.	619	Daryll Clark	2006-09
8.	<b>587</b>	<b>Drew Allar</b>	<b>2022-pres.</b>
9.	584	Zack Mills	2001-04
10.	571	Beau Pribula	2023-24
11.	506	Tommy Stevens	2016-18
12.	473	Will Lewis	2019-20

SEASON RUSHING YARDS  
BY A QUARTERBACK

1.	806	Michael Robinson	2005
2.	798	Trace McSorley	2018
3.	491	Trace McSorley	2017
4.	402	Sean Clifford	2019
5.	396	Michael Robinson	2003
6.	365	Trace McSorley	2016
7.	346	John Hufnagel	1971
8.	335	Sean Clifford	2020
9.	329	Beau Pribula	2023
10.	325	Richie Lucas	1959

CAREER RUSHING TOUCHDOWNS  
BY A QUARTERBACK

1.	30	Trace McSorley	2015-18
2.	22	Daryll Clark	2007-09
3.	20	Michael Robinson	2002-05
4.	15	Sean Clifford	2018-22
5.	13	John Hufnagel	1970-72
6.	11	Zack Mills	2001-04
7.	<b>11</b>	<b>Drew Allar</b>	<b>2022-pres.</b>
8.	10	Todd Blackledge	1980-82
9.	10	Beau Pribula	2023-24

SEASON RUSHING TOUCHDOWNS  
BY A QUARTERBACK

1.	12	Trace McSorley	2018
2.	11	Michael Robinson	2005
3.	11	Trace McSorley	2017
4.	10	Daryll Clark	2008
5.	7	Daryll Clark	2009
6.	7	Trace McSorley	2016
7.	<b>6</b>	<b>Six Tied, Last:</b>	
8.	<b>6</b>	<b>Drew Allar</b>	<b>2024</b>

## CAREER RUSHING AVERAGE

(Min. 200 attempts)

1.	7.16	Ki-Jana Carter	1992-94
2.	6.42	Larry Johnson	1999-02
3.	6.23	Lenny Moore	1953-55
4.	6.12	Bob Campbell	1966-68
5.	5.97	Miles Sanders	2016-18
6.	5.86	Lydell Mitchell	1969-71
7.	5.76	Curtis Enis	1995-97
8.	5.73	Evan Royster	2007-10
9.	5.73	Saquon Barkley	2015-17
10.	<b>5.72</b>	<b>Nicholas Singleton</b>	<b>2022-pres.</b>
11.	<b>5.31</b>	<b>Kaytron Allen</b>	<b>2022-pres.</b>

## PASSING

## CAREER PASSING YARDAGE

1.	10,661	Sean Clifford	2018-22
2.	9,899	Trace McSorley	2015-18
3.	8,457	Christian Hackenberg	2013-15
4.	7,212	Zack Mills	2001-04
5.	<b>6,928</b>	<b>Drew Allar</b>	<b>2022-pres.</b>
6.	6,390	Matt McGloin	2009-12
7.	5,869	Tony Sacca	1988-91
8.	5,742	Daryll Clark	2006-09
9.	5,382	Chuck Fusina	1975-78
10.	5,304	Kerry Collins	1991-94
11.	5,275	Anthony Morelli	2004-07
12.	4,812	Todd Blackledge	1980-82
13.	4,419	Wally Richardson	1992, 94-96
14.	3,710	Kevin Thompson	1996-99
15.	3,545	John Hufnagel	1970-72

## SEASON PASSING YARDAGE

1.	3,614	Trace McSorley	2016
2.	3,570	Trace McSorley	2017
3.	<b>3,327</b>	<b>Drew Allar</b>	<b>2024</b>
4.	3,271	Matt McGloin	2012
5.	3,107	Sean Clifford	2021
6.	3,003	Daryll Clark	2009
7.	2,977	Christian Hackenberg	2014
8.	2,955	Christian Hackenberg	2013
9.	2,822	Sean Clifford	2022
10.	2,679	Kerry Collins	1994

## GAME PASSING YARDAGE

1.	454	Christian Hackenberg vs. UCF	2014
2.	401	Sean Clifford vs. Villanova	2021
3.	399	Zack Mills vs. Iowa	2002
4.	398	Sean Clifford at Maryland	2019
5.	395	Matt McGloin vs. Indiana	2012
6.	<b>391</b>	<b>Drew Allar at USC</b>	<b>2024</b>
7.	384	Trace McSorley vs. Wisconsin	2016
8.	381	Trace McSorley at Michigan St.	2017
9.	379	Michael Robinson vs. Wisconsin	2003
10.	376	Trace McSorley vs. Michigan St.	2016
11.	371	C. Hackenberg vs. Boston Coll.	2014
12.	371	Sean Clifford vs. Ohio State	2022
13.	366	Mike McQueary vs. Pittsburgh	1997
14.	363	Sean Clifford at Maryland	2021
15.	361	Sean Clifford at Ohio State	2021
16.	358	Todd Blackledge at Miami (Fla.)	1981
17.	353	Daryll Clark vs. Akron	2009
18.	352	Kerry Collins at Michigan State	1993
19.	342	Trace McSorley vs. Washington	2017
20.	341	Daryll Clark vs. Michigan State	2008

## LONGEST PASS PLAYS

1.	95	Sean Clifford to Daniel George	vs. Kent St., 2018
2.	93	Trace McSorley to KJ Hamler	vs. Ohio State, 2018
3.	92	Bill Hesse to Bob Higgins	at Pittsburgh, 1919
4.	88	Sean Clifford to KeAndre Lambert-Smith	vs. Utah, 2022
5.	86	Steve Joachim to Jim Scott	at Navy

RECORD WATCH

GAME TD PASSES		
1.	5	Tony Sacca vs. Georgia Tech 1991
5		Rashard Casey vs. La. Tech 2000
3.	4	<b>29 times, Last: Drew Allar at Maryland 2023</b>

CAREER TOUCHDOWN PASSES		
1.	86	Sean Clifford 2018-22
2.	77	Trace McSorley 2015-18
3.	57	<b>Drew Allar 2022-pres.</b>
4.	48	Christian Hackenberg 2013-15
5.	46	Matt McGloin 2009-12
6.	43	Daryll Clark 2006-09
7.	41	Todd Blackledge 1980-82
	41	Tony Sacca 1988-91
	41	Zack Mills 2001-04
10.	39	Kerry Collins 1991-94

SEASON TOUCHDOWN PASSES		
1.	29	Trace McSorley 2016
2.	28	Trace McSorley 2017
3.	25	<b>Drew Allar 2023</b>
4.	24	Daryll Clark 2009
	24	Matt McGloin 2012
	24	Sean Clifford 2022
	24	<b>Drew Allar 2024</b>
8.	23	Sean Clifford 2019
9.	22	Todd Blackledge 1982
10.	21	Tony Sacca 1991
	21	Kerry Collins 1994
	21	Sean Clifford 2021
13.	20	Christian Hackenberg 2013

CAREER COMPLETIONS		
1.	833	Sean Clifford 2018-22
2.	720	Trace McSorley 2015-18
3.	693	Christian Hackenberg 2013-15
4.	606	Zack Mills 2001-04
5.	587	<b>Drew Allar 2022-pres.</b>
6.	513	Matt McGloin 2009-12
7.	460	Anthony Morelli 2004-07
8.	444	Daryll Clark 2006-09
9.	401	Tony Sacca 1988-91
10.	378	Wally Richardson 1992, 94-96

SEASON COMPLETIONS		
1.	284	Trace McSorley 2017
2.	270	Matt McGloin 2012
	270	Christian Hackenberg 2014
4.	262	<b>Drew Allar 2024</b>
5.	261	Sean Clifford 2021
6.	234	Anthony Morelli 2007
7.	233	<b>Drew Allar 2023</b>
8.	232	Daryll Clark 2009
9.	231	Christian Hackenberg 2013
10.	226	Sean Clifford 2022
11.	224	Trace McSorley 2016
12.	208	Anthony Morelli 2006
13.	193	Wally Richardson 1995
14.	192	Daryll Clark 2008
	192	Christian Hackenberg 2015
	192	Trace McSorley 2018

GAME COMPLETIONS		
1.	35	Matt McGloin vs. Northwestern 2012
	35	Sean Clifford at Ohio State 2022
3.	34	Christian Hackenberg vs. BC 2014
4.	33	Wally Richardson vs. Wisconsin 1995
5.	32	Christian Hackenberg vs. UCF 2014
	32	Trace McSorley vs. Washington 2017
	32	Sean Clifford vs. Ohio State 2022
8.	31	Christian Hackenberg vs. Ohio State 2014
	31	Trace McSorley at Iowa 2017
10.	30	Christian Hackenberg at Indiana 2013
	30	<b>Drew Allar at USC 2024</b>

GAME PASSING ATTEMPTS		
1.	57	Sean Clifford vs. Maryland 2020
2.	55	Christian Hackenberg at Indiana 2013
3.	54	Kerry Collins at BYU 1992
4.	52	Sean Clifford at Ohio State 2021
5.	51	Rashard Casey vs. Iowa 2000
	51	Matt McGloin vs. Northwestern 2012
7.	50	Christian Hackenberg vs. BC 2014
8.	49	Zack Mills vs. Purdue 2004
	49	Christian Hackenberg vs. Ohio State 2014
10.	48	Wally Richardson vs. Wisconsin 1995
	48	Matt McGloin vs. Ohio 2012
	48	Trace McSorley at Iowa 2017

CAREER PASSING ATTEMPTS		
1.	1,356	Sean Clifford 2018-22
2.	1,235	Christian Hackenberg 2013-15
3.	1,215	Trace McSorley 2015-18
4.	1,082	Zack Mills 2001-04
5.	931	<b>Drew Allar 2022-pres.</b>
6.	894	Matt McGloin 2009-12
7.	824	Tony Sacca 1988-91
8.	821	Anthony Morelli 2004-07
9.	738	Daryll Clark 2006-09
10.	692	Wally Richardson 1992, 94-96
11.	664	Chuck Fusina 1975-78
12.	658	Todd Blackledge 1980-82
13.	657	Kerry Collins 1991-94
14.	547	John Shaffer 1983-86
15.	505	Michael Robinson 2002-05

SEASON PASSING ATTEMPTS		
1.	484	Christian Hackenberg 2014
2.	446	Matt McGloin 2012
3.	429	Sean Clifford 2021
4.	427	Trace McSorley 2017
5.	402	Anthony Morelli 2007
6.	394	<b>Drew Allar 2024</b>
7.	392	Christian Hackenberg 2013
8.	389	<b>Drew Allar 2023</b>
9.	387	Trace McSorley 2016
10.	386	Anthony Morelli 2006
11.	381	Daryll Clark 2009
12.	361	Trace McSorley 2018
13.	359	Christian Hackenberg 2015
14.	351	Sean Clifford 2022
15.	335	Wally Richardson 1995

CAREER COMPLETION PCT. (Min. 200 attempts)		
1.	.631 (587-931)	<b>Drew Allar 2022-pres.</b>
2.	.614 (833-1356)	Sean Clifford 2018-22
3.	.602 (444-738)	Daryll Clark 2006-09
4.	.593 (720-1215)	Trace McSorley 2015-18
5.	.574 (513-894)	Matt McGloin 2009-12
6.	.563 (370-657)	Kerry Collins 1991-94
7.	.561 (693-1235)	C. Hackenberg 2013-14
8.	.560 (606-1082)	Zack Mills 2001-04
9.	.560 (460-821)	Anthony Morelli 2004-07
10.	.559 (371-664)	Chuck Fusina 1975-78

SEASON COMPLETION PCT. (Min. 100 attempts)		
1.	.667 (176-264)	Kerry Collins 1994
2.	.665 (224-387)	Trace McSorley 2017
	.665 (262-394)	<b>Drew Allar 2024</b>
4.	.644 (226-351)	Sean Clifford 2022
5.	.632 (86-136)	John Hufnagel 1971
6.	.609 (192-321)	Daryll Clark 2009
7.	.608 (261-429)	Sean Clifford 2021
8.	.606 (152-251)	Sean Clifford 2020
9.	.605 (270-446)	Matt McGloin 2012
10.	.599 (233-389)	<b>Drew Allar 2023</b>
11.	.598 (192-321)	Daryll Clark 2008
12.	.593 (192-361)	Trace McSorley 2018
13.	.592 (189-319)	Sean Clifford 2019
14.	.589 (231-392)	C. Hackenberg 2013
15.	.582 (234-402)	Anthony Morelli 2007
16.	.580 (112-193)	Rob Bolden 2010
17.	.579 (224-387)	Trace McSorley 2016
18.	.579 (169-292)	Tony Sacca 1991
19.	.578 (155-268)	Zack Mills 2004
20.	.577 (142-246)	Chuck Fusina 1977

CAREER YARDS PER ATTEMPT (Min. 200 attempts)		
1.	8.9	Mike McQueary 1995-97
2.	8.7	John Hufnagel 1970-72
3.	8.1	Chuck Fusina 1975-78
	8.1	Kerry Collins 1991-94
	8.1	Trace McSorley 2015-18
6.	7.9	Tom Shuman 1972-74
	7.9	Sean Clifford 2018-22
8.	7.8	Daryll Clark 2005-09
9.	7.5	Tom Sherman 1965-67
	7.5	Kevin Thompson 1996-98
--	7.4	<b>Drew Allar 2022-pres.</b>

SEASON YARDS PER ATTEMPT (Min. 100 attempts)		
1.	10.1	Kerry Collins 1994
2.	9.4	John Hufnagel 1972
3.	9.3	Trace McSorley 2016
4.	9.0	Chuck Fusina 1977
5.	8.7	John Hufnagel 1971
	8.7	Mike McQueary 1997
7.	8.5	Tom Shuman 1973
	8.5	Tony Sacca 1991
9.	8.4	Trace McSorley 2017
	8.4	<b>Drew Allar 2024</b>

CAREER YARDS PER COMPLETION (Min. 200 attempts)		
1.	16.0	Mike McQueary 1995-97
2.	15.9	Tom Sherman 1965-67
3.	15.8	John Hufnagel 1970-72
4.	15.4	Tom Shuman 1972-74
5.	14.7	Doug Strang 1981-84
6.	14.6	Tony Sacca 1988-91
7.	14.5	Chuck Fusina 1975-78
8.	14.3	Kerry Collins 1991-94
9.	14.2	Michael Robinson 2002-05
10.	14.2	Tom Bill 1987-90

SEASON YARDS PER COMPLETION (Min. 100 attempts)		
1.	17.7	John Hufnagel 1972
2.	16.6	Tom Shuman 1973
3.	16.1	Trace McSorley 2016
4.	15.6	Chuck Fusina 1977
5.	15.5	Tom Sherman 1967
6.	15.3	Tony Sacca 1990
7.	15.2	Kerry Collins 1994
	15.2	Tony Sacca 1988
9.	15.1	Mike McQueary 1997

CAREER TOUCHDOWN PASS PCT.		
1.	9.14	Elwood Petchel 1946-48
2.	7.67	Tom Shuman 1972-74
3.	7.17	Mike McQueary 1994-97
4.	6.76	Galen Hall 1959-61
	6.76	Pete Liske 1961-63
6.	6.48	John Sacca 1992-93
7.	6.37	John Hufnagel 1970-72
8.	6.34	Sean Clifford 2018-22
9.	6.33	Trace McSorley 2015-18
10.	6.12	<b>Drew Allar 2022-pres.</b>

SEASON TOUCHDOWN PASS PCT. (Min. 100 attempts)		
1.	8.08	Tom Shuman 1973
2.	7.95	Kerry Collins 1994
3.	7.85	Kevin Thompson 1999
4.	7.53	Todd Blackledge 1982
5.	7.49	Trace McSorley 2016
6.	7.41	Pete Liske 1962
7.	7.35	John Hufnagel 1971
8.	7.34	Doug Strang 1983
9.	7.21	Sean Clifford 2019
10.	7.19	Tony Sacca 1991

CAREER PASSING EFFICIENCY (Min. 200 attempts)		
1.	145.6	Mike McQueary 1994-97
2.	144.5	Trace McSorley 2015-18
3.	143.8	Sean Clifford 2018-22
4.	143.4	<b>Drew Allar 2022-pres.</b>
5.	140.8	John Hufnagel 1970-72
6.	140.4	Daryll Clark 2006-09
7.	137.3	Kerry Collins 1991-94
8.	132.7	Chuck Fusina 1975-78
9.	128.3	Matt McGloin 2009-12
10.	128.0	Tom Shuman 1972-74

SEASON PASSING EFFICIENCY (Min. 100 attempts)		
1.	172.9	Kerry Collins 1994
2.	156.9	Trace McSorley 2016
3.	153.7	Trace McSorley 2017
4.	153.3	<b>Drew Allar 2024</b>
5.	151.8	John Hufnagel 1971
6.	150.5	Sean Clifford 2022
7.	149.8	Tony Sacca 1991
8.	148.5	Sean Clifford 2019
9.	148.0	John Hufnagel 1972
10.	146.4	Chuck Fusina 1977

CAREER INTERCEPTION PCT. (Min. 200 attempts)		
1.	1.18	<b>Drew Allar 2022-pres.</b>
2.	2.02	Wally Richardson 1992, 94-96
3.	2.06	Trace McSorley 2015-18
4.	2.10	Matt McGloin 2009-12
5.	2.14	Anthony Morelli 2004-07
6.	2.17	Daryll Clark 2006-09
7.	2.29	Sean Clifford 2018-22
8.	2.31	John Sacca 1992-93
	2.31	Anthony Morelli 2004-07
10.	2.51	Christian Hackenberg 2013-15

SEASON INTERCEPTION PCT. (Min. 100 attempts)		
1.	0.26	<b>Drew Allar 2023</b>
2.	1.12	Matt McGloin 2012
3.	1.46	Kerry Collins 1992
4.	1.67	Christian Hackenberg 2015
5.	1.71	Tony Sacca 1991
6.	1.79	Wally Richardson 1995
7.	1.86	Daryll Clark 2008
8.	1.94	John Sacca 1992
	1.94	Trace McSorley 2018
10.	1.96	John Shaffer 1986

CAREER WINNING PERCENTAGE AS A STARTING QB (minimum 10 starts)		
1.	1.000	22-0-0 Chuck Burkhardt 1968-69
2.	.962	25-1-0 John Shaffer 1984-86
3.	.917	22-2-0 Tom Shuman 1972-74
4.	.897	26-3-0 John Hufnagel 1970-72
5.	.879	29-4-0 Todd Blackledge 1980-82
6.	.871	27-4-0 Chuck Fusina 1976-78
7.	.846	22-4-0 Daryll Clark 2006-09
8.	.813	<b>26-6-0 Drew Allar 2022-pres.</b>
9.	.808	21-5-0 Kerry Collins 1994-97
	.808	21-5-0 Wally Richardson 1992, 94-96

CAREER 300-YD. PASSING GAMES		
1.	10	Trace McSorley 2015-18
2.	9	Christian Hackenberg 2013-15
3.	8	Sean Clifford 2018-22
4.	6	Matt McGloin 2009-12
5.	4	Kerry Collins 1991-94
--	3	<b>Drew Allar 2022-pres.</b>



RECORD WATCH

SEASON 300-YD. PASSING GAMES

1.	5	Trace McSorley	2016
	5	Trace McSorley	2017
3.	4	Matt McGloin	2012
	4	Christian Hackenberg	2013
	4	Christian Hackenberg	2014
	4	Sean Clifford	2021
7.	2	Kerry Collins	1994
	2	Daryll Clark	2009
	2	Matt McGloin	2010
	2	Sean Clifford	2019
	2	<b>Drew Allar</b>	<b>2024</b>

CAREER 200-YD. PASSING GAMES

1.	28	Trace McSorley	2015-18
2.	27	Sean Clifford	2018-22
3.	21	Christian Hackenberg	2013-15
4.	19	<b>Drew Allar</b>	<b>2022-pres.</b>
6.	18	Matt McGloin	2009-12
6.	16	Kerry Collins	1991-94
	16	Zack Mills	2001-04
8.	14	Daryll Clark	2006-09
9.	11	Chuck Fusina	1975-78
	11	Tony Sacca	1988-91
	11	Anthony Morelli	2004-07

SEASON 200-YD. PASSING GAMES

1.	11	Matt McGloin	2012
	11	Trace McSorley	2016
	11	Trace McSorley	2017
4.	10	Kerry Collins	1994
5.	9	Christian Hackenberg	2013
	9	<b>Drew Allar</b>	<b>2024</b>
7.	8	Daryll Clark	2009
	8	Sean Clifford	2021
	8	Sean Clifford	2022
10.	7	Todd Blackledge	1982
	7	Michael Robinson	2005
	7	Anthony Morelli	2007
	7	<b>Drew Allar</b>	<b>2023</b>

RECEIVING

CAREER RECEIVING YARDAGE

1.	3,026	Bobby Engram	1991, 93-95
2.	2,842	DaeSean Hamilton	2014-17
3.	2,771	Deon Butler	2005-08
4.	2,757	Jahan Dotson	2018-21
5.	2,479	Allen Robinson	2011-13
6.	2,421	Chris Godwin	2014-16
7.	2,395	Derek Moyer	2008-11
8.	2,015	Jordan Norwood	2005-08
9.	2,008	Bryant Johnson	1999-2002
10.	2,006	Kenny Jackson	1980-83
11.	1,988	O.J. McDuffie	1988-92
12.	1,920	Parker Washington	2020-22
13.	1,894	Joe Jurevicius	1994-97
14.	1,839	Tyler Warren, TE	2020-24
15.	1,837	Jack Curry	1965-67
16.	1,825	Terry Smith	1988-91
17.	1,743	Derrick Williams	2005-08
18.	1,721	KeAndre Lambert-Smith	2020-23
19.	1,702	Tony Johnson	2000-03
20.	1,658	KJ Hamler	2018-19

SEASON RECEIVING YARDAGE

1.	1,432	Allen Robinson	2013
2.	1,233	Tyler Warren, TE	2024
3.	1,182	Jahan Dotson	2021
4.	1,101	Chris Godwin	2015
5.	1,084	Bobby Engram	1995
6.	1,029	Bobby Engram	1994
7.	1,018	Allen Robinson	2012
8.	982	Chris Godwin	2016
9.	977	O.J. McDuffie	1992
10.	973	Freddie Scott	1994
11.	917	Bryant Johnson	2002
12.	904	KJ Hamler	2019
13.	899	DaeSean Hamilton	2014
14.	885	Derek Moyer	2010
15.	884	Jahan Dotson	2020

GAME RECEIVING YARDAGE

1.	242	Jahan Dotson at Maryland	2021
2.	224	Tyler Warren at USC	2024
3.	216	Deon Butler at Northwestern	2006
4.	212	O.J. McDuffie vs. Boston College	1992
5.	203	Bobby Engram at Purdue	1995
6.	200	Bobby Engram at Rutgers	1994

CAREER RECEIVING TDs

1.	31	Bobby Engram	1991, 93-95
2.	25	Kenny Jackson	1980-83
	25	Jahan Dotson	2018-21
4.	22	Deon Butler	2005-08
5.	19	Tyler Warren, TE	2020-24
6.	18	Derek Moyer	2008-11
	18	Chris Godwin	2014-16
	18	DaeSean Hamilton	2014-17
9.	17	Allen Robinson	2011-13
10.	16	O.J. McDuffie	1988-92
	16	Pat Freiermuth, TE	2018-20
12.	15	Terry Smith	1988-91
	15	Joe Jurevicius	1994-97
	15	Mike Gesicki, TE	2014-17

SEASON RECEIVING TDs

1.	13	Bobby Engram	1993
2.	12	Jahan Dotson	2021
3.	11	Bobby Engram	1995
	11	Allen Robinson	2012
	11	Chris Godwin	2016
6.	10	Joe Jurevicius	1997
7.	9	O.J. McDuffie	1992
	9	Freddie Scott	1994
	9	Deon Butler	2005
	9	Mike Gesicki	2017
	9	DaeSean Hamilton	2017
12.	8	Terry Smith	1991
	8	Derek Moyer	2010
	8	Pat Freiermuth	2018
	8	KJ Hamler	2019
	8	Jahan Dotson	2020
	8	Tyler Warren	2024

CAREER RECEPTIONS

1.	214	DaeSean Hamilton	2014-17
2.	183	Jahan Dotson	2018-21
3.	179	Deon Butler	2005-08
4.	177	Allen Robinson	2011-13
5.	167	Bobby Engram	1991, 93-95
6.	161	Derrick Williams	2005-08
7.	158	Jordan Norwood	2005-08
8.	154	Chris Godwin	2014-16
9.	153	Tyler Warren, TE	2020-24
10.	146	Parker Washington	2020-22
11.	144	Derek Moyer	2008-11
12.	129	Mike Gesicki, TE	2014-17
13.	126	KeAndre Lambert-Smith	2020-23
14.	125	O.J. McDuffie	1988-92
15.	117	Jack Curry	1965-67
16.	110	Bryant Johnson	1999-2002
17.	109	Kenny Jackson	1980-83
18.	108	Terry Smith	1988-91
19.	107	Tony Johnson	2000-03
20.	102	Saquon Barkley, RB	2015-17

SEASON RECEPTIONS

1.	104	Tyler Warren, TE	2024
2.	97	Allen Robinson	2013
3.	91	Jahan Dotson	2021
4.	82	DaeSean Hamilton	2014
5.	77	Allen Robinson	2012
6.	69	Chris Godwin	2015
7.	64	Parker Washington	2021
8.	63	O.J. McDuffie	1992
	63	Bobby Engram	1995
10.	59	Chris Godwin	2016
11.	57	Mike Gesicki, TE	2017
12.	56	KJ Hamler	2019
13.	55	Terry Smith	1991
	55	Derrick Williams	2007
	55	Geno Lewis	2014

CAREER 100-YD. RECEIVING GAMES

1.	16	Bobby Engram	1991, 93-95
2.	11	Jahan Dotson	2018-21
3.	10	Allen Robinson	2011-13
4.	9	Joe Jurevicius	1994-97
	9	Chris Godwin	2014-16
	9	DaeSean Hamilton	2014-17
7.	8	Bryant Johnson	1999-2002
8.	7	O.J. McDuffie	1988-92
9.	6	Kenny Jackson	1980-83
	6	Freddie Scott	1993-95
	6	Deon Butler	2005-08
	6	Derek Moyer	2008-11

SEASON 100-YD. RECEIVING GAMES

1.	8	Allen Robinson	2013
2.	6	Bobby Engram	1993
	6	Bobby Engram	1995
4.	5	O.J. McDuffie	1992
	5	Freddie Scott	1994
	5	Joe Jurevicius	1996
	5	Bryant Johnson	2001
	5	Chris Godwin	2015
	5	Jahan Dotson	2020
	5	Jahan Dotson	2021

TOTAL OFFENSE

CAREER TOTAL OFFENSE

	Yards	Rush	Pass		
1.	11,734	1,073	10,661	Sean Clifford	2018-22
2.	11,596	1,697	9,899	Trace McSorley	2015-18
3.	8,215	-242	8,457	Christian Hackenberg	2013-15
4.	7,796	584	7,212	Zack Mills	2001-04
5.	<b>7,515</b>	<b>587</b>	<b>6,928</b>	<b>Drew Allar</b>	<b>2022-pres.</b>
6.	6,361	619	5,742	Daryll Clark	2006-09
7.	6,325	-65	6,390	Matt McGloin	2009-12
8.	6,000	131	5,869	Tony Sacca	1988-91
9.	5,300	-4	5,304	Kerry Collins	1991-94
10.	5,168	1,637	3,531	Michael Robinson	2002-05
11.	5,162	-220	5,382	Chuck Fusina	1975-78
12.	5,154	-121	5,275	Anthony Morelli	2004-07
13.	4,911	99	4,812	Todd Blackledge	1980-82
14.	4,212	667	3,545	John Hufnagel	1970-72
15.	4,182	-237	4,419	Wally Richardson	1992, 94-96

SEASON TOTAL OFFENSE

	Yards	Rush	Pass		
1.	4,061	491	3,570	Trace McSorley	2017
2.	3,979	212	3,614	Trace McSorley	2016
3.	<b>3,629</b>	<b>302</b>	<b>3,327</b>	<b>Drew Allar</b>	<b>2024</b>
4.	3,328	798	2,530	Trace McSorley	2018
5.	3,270	163	3,107	Sean Clifford	2021
6.	3,220	-51	3,271	Matt McGloin	2012
7.	3,214	211	3,003	Daryll Clark	2009
8.	3,156	806	2,350	Michael Robinson	2005
9.	3,056	402	2,654	Sean Clifford	2019
10.	2,998	176	2,822	Sean Clifford	2022
11.	2,887	-68	2,955	Christian Hackenberg	2013
12.	2,883	-94	2,977	Christian Hackenberg	2014
13.	2,874	282	2,592	Daryll Clark	2008
14.	<b>2,837</b>	<b>206</b>	<b>2,631</b>	<b>Drew Allar</b>	<b>2023</b>
15.	2,660	-19	2,679	Kerry Collins	1994

GAME TOTAL OFFENSE

	Yards	Rush	Pass		
1.	461	175	286	T. McSorley vs. Ohio State	2018
2.	456	2	454	C. Hackenberg vs. UCF	2014
3.	452	54	398	S. Clifford at Maryland	2019
4.	423	32	391	D. Allar at USC	2024
5.	418	138	280	Z. Mills vs. Ohio State	2001
6.	408	73	335	T. McSorley vs. Minnesota	2016
7.	402	60	342	T. McSorley vs. Washington	2017
8.	398	19	379	M. Robinson vs. Wisconsin	2003
9.	393	-8	401	S. Clifford vs. Villanova	2021
10.	389	-10	399	Z. Mills vs. Iowa	2002
	389	13	376	T. McSorley vs. Michigan St.	2016

CAREER TDs RESPONSIBLE FOR

1.	107	Trace McSorley	2015-18
2.	101	Sean Clifford	2018-22
3.	<b>68</b>	<b>Drew Allar</b>	<b>2022-pres.</b>
4.	65	Daryll Clark	2006-09
5.	55	Christian Hackenberg	2013-15
6.	54	Saquon Barkley	2015-17
7.	53	Zack Mills	2001-04
	53	Matt McGloin	2009-12
9.	51	Todd Blackledge	1980-82
10.	47	Tony Sacca	1988-91

SEASON TDs RESPONSIBLE FOR

1.	39	Trace McSorley	2017
2.	36	Trace McSorley	2016
3.	31	Daryll Clark	2009
4.	30	Trace McSorley	2018
	<b>30</b>	<b>Drew Allar</b>	<b>2024</b>
6.	29	Lydell Mitchell	1971
	29	Daryll Clark	2008
	29	Matt McGloin	2012
	29	Sean Clifford	2022
	<b>29</b>	<b>Drew Allar</b>	<b>2023</b>

CAREER TOTAL OFFENSE  
YARDS PER PLAY

1.	7.42	Kerry Collins	1991-94
2.	7.34	Mike McQueary	1995-97
3.	7.16	Ki-Jana Carter	1992-94
4.	6.92	Tom Sherman	1972-74
5.	6.87	Trace McSorley	2015-18
6.	6.85	Daryll Clark	2005-09
7.	6.72	Sean Clifford	2018-22
8.	6.66	John Hufnagel	1970-72
	<b>6.66</b>	<b>Drew Allar</b>	<b>2022-24</b>

SEASON TOTAL OFFENSE  
YARDS PER PLAY

1.	9.64	Kerry Collins	1994
2.	8.19	Tom Shuman	1973
3.	7.88	Chuck Fusina	1977
4.	7.77	Ki-Jana Carter	1994
5.	7.70	Larry Johnson	2002
6.	7.47	Trace McSorley	2016
7.	<b>7.40</b>	<b>Drew Allar</b>	<b>2024</b>
8.	7.18	Daryll Clark	2008
9.	7.13	Sean Clifford	2022
10.	7.12	John Hufnagel	1971

ALL-PURPOSE

CAREER ALL-PURPOSE YARDAGE

1.	5,538	Saquon Barkley	2015-17
2.	5,045	Larry Johnson	1999-2002
3.	4,982	Curt Warner	1979-82
4.	<b>4,896</b>	<b>Nicholas Singleton</b>	<b>2022-pres.</b>
5.	4,512	Blair Thomas	1985-87, 89
6.	4,502	Evan Royster	2007-10
7.	4,231	Tony Hunt	2003-06
8.	4,156	Derrick Williams	2005-08
9.	4,043	Bobby Engram	1991, 93-95
10.	4,034	Curtis Enis	1995-97
11.	3,904	Lydell Mitchell	1969-71
12.	3,895	D.J. Dozier	1983-86
13.	3,865	O.J. McDuffie	1988-92
14.	3,735	John Cappelletti	1971-73
15.	<b>3,618</b>	<b>Kaytron Allen</b>	<b>2022-pres.</b>

SEASON ALL-PURPOSE YARDAGE

1.	2,655	Larry Johnson	2002
2.	2,329	Saquon Barkley	2017
3.	1,972	Saquon Barkley	2016
4.	1,831	O.J. McDuffie	1992

RECORD WATCH

GAME ALL-PURPOSE YARDAGE		
1.	358	Saquon Barkley at Iowa 2017
2.	341	Curt Warner at Syracuse 1981
3.	327	Larry Johnson at Indiana 2002
4.	306	Saquon Barkley vs. USC 2016
5.	302	Harry Wilson vs. Navy 1923
6.	297	Larry Johnson vs. Illinois 2002
7.	295	Bob Campbell at Navy 1967
8.	289	Larry Johnson vs. Michigan State 2002
9.	282	Gary Hayman vs. NC State 1973
	282	Stephen Pitts vs. Iowa 1995

KICKING

CAREER FIELD GOALS		
1.	78	Kevin Kelly 2005-08
2.	54	Sam Ficken 2011-14
3.	50	Craig Fayak 1990-93
4.	49	Jake Pinegar 2018-22
5.	47	Travis Forney 1996-99
6.	45	Brett Conway 1993-96
7.	40	Massimo Manca 1982, 84-86
8.	39	Matt Bahr 1976-78
	39	Robbie Gould 2001-04
	39	Tyler Davis 2015-17

CAREER FIELD GOAL ATTEMPTS		
1.	107	Kevin Kelly 2005-08
2.	80	Craig Fayak 1990-93
3.	75	Sam Ficken 2011-14
4.	67	Jake Pinegar 2018-22
5.	63	Chris Bahr 1973-75
	63	Travis Forney 1996-99
7.	61	Matt Bahr 1976-78
	61	Brett Conway 1993-96
	61	Robbie Gould 2002-04
10.	59	Massimo Manca 1982, 84-86

CAREER FIELD GOAL PCT.		
1.	79.6	Tyler Davis 2015-17
2.	77.6	Nick Gancitano 1981-84
3.	75.0	Collin Wagner 2006-10
4.	74.6	Travis Forney 1996-99
5.	73.8	Brett Conway 1993-96
6.	73.1	Jake Pinegar 2018-22
7.	72.9	Kevin Kelly 2005-08
8.	72.0	Sam Ficken 2011-14
9.	69.0	Herb Menhardt 1976, 78-80
10.	67.8	Massimo Manca 1982, 84-86

SEASON FIELD GOAL PCT.		
<i>(Min. 10 Attempts)</i>		
1.	91.7	Tyler Davis 2016
	91.7	Jake Pinegar 2019
3.	83.3	Kevin Kelly 2008
	<b>83.3</b>	<b>Ryan Barker 2024</b>
5.	82.8	Sam Ficken 2014
6.	82.6	Ray Tarasi 1989
7.	82.4	Anthony Fera 2011
8.	81.5	Matt Bahr 1978
9.	81.0	Nick Gancitano 1983
10.	80.8	Travis Forney 1999
	80.8	Massimo Manca 1985

LONGEST FIELD GOALS		
1.	57	Jordan Stout vs. Pitt 2019
2.	55	Chris Bahr at Temple 1975
	55	Chris Bahr at Ohio State 1975
	55	Chris Bahr at Syracuse 1975
	55	Herb Menhardt at NC State 1979
5.	54	Sam Ficken vs. Kent State 2013
7.	53	Massimo Manca vs. Notre Dame 1985
	53	Kevin Kelly vs. Iowa 2007
	53	Jordan Stout vs. Idaho 2019
10.	52	Chris Bahr vs. West Virginia 1975
	52	Eric Etze at Notre Dame 1988
	52	Brett Conway vs. Temple 1996
	52	Kevin Kelly at Syracuse 2008
	52	Jordan Stout vs. Michigan 2021
14.	51	Pete Mauthe at Pittsburgh 1912
	51	Brett Conway vs. Michigan 1995
	51	Ryan Primanti vs. Illinois 2000
	51	Robbie Gould at Wisconsin 2002
18.	50	Chris Bahr at Syracuse 1973

50	Chris Bahr at Pittsburgh	1974
50	Matt Bahr vs. Syracuse	1978
50	Massimo Manca vs. Alabama	1985
50	Massimo Manca vs. Notre Dame	1985
50	Craig Fayak at Alabama	1990
50	Travis Forney at Minnesota	1998
50	Robbie Gould vs. Virginia	2002
50	Kevin Kelly at Wisconsin	2008
50	Sam Ficken vs. Temple	2014
50	Jordan Stout vs. Ohio State	2020
50	Jordan Stout vs. Indiana	2021
50	Jake Pinegar at Indiana	2022
50	Jake Pinegar vs. Maryland	2022
50	Alex Felkins vs. Indiana	2023

CAREER EXTRA POINTS MADE		
1.	195	Jake Pinegar 2018-22
2.	183	Kevin Kelly 2005-08
3.	144	Tyler Davis 2015-17
4.	141	Brett Conway 1993-96
5.	132	Craig Fayak 1990-93
6.	117	Travis Forney 1996-99
7.	115	Robbie Gould 2002-04
8.	109	Sam Ficken 2011-14
9.	98	Al Vitiello 1971-72
10.	86	Massimo Manca 1982, 84-86

SEASON EXTRA POINTS MADE		
1.	71	Tyler Davis 2017
2.	62	Brett Conway 1994
	62	Tyler Davis 2016
4.	60	Kevin Kelly 2008
5.	59	Al Vitiello 1971
6.	57	Jake Pinegar 2022
7.	56	Jake Pinegar 2019
8.	53	Jake Pinegar 2018
9.	49	Kevin Kelly 2005
10.	<b>48</b>	<b>Ryan Barker 2024</b>

CAREER PAT PCT.		
<i>(Min. 50 Attempts)</i>		
1.	100.0 (59-59)	Herb Menhardt 1976, 78-80
	100.0 (85-85)	Collin Wagner 2006-10
	100.0 (144-144)	Tyler Davis 2015-17
4.	99.3 (141-142)	Brett Conway 1993-96
5.	98.9 (183-185)	Kevin Kelly 2005-08
6.	98.9 (86-87)	Massimo Manca 1982, 84-86
7.	<b>98.4 (60-61)</b>	<b>Ryan Barker 2024-pres.</b>
8.	97.3 (109-112)	Sam Ficken 2011-14
9.	96.7 (117-121)	Travis Forney 1996-99
10.	96.5 (195-202)	Jake Pinegar 2018-22

PUNTING

PUNT AVERAGE, CAREER		
<i>(Min. 50 punts)</i>		
1.	44.54	Jordan Stout 2019-21
2.	<b>44.29</b>	<b>Riley Thompson 2023-pres.</b>
3.	44.28	Barney Amor 2022
4.	43.13	Jeremy Boone 2007-09
5.	43.03	Blake Gillikin 2016-19
6.	43.00	George Reynolds 1980-83
7.	41.84	Pat Pidgeon 1996-99
8.	41.79	Ralph Giacomarro 1979-82
9.	41.74	Jeremy Kapinos 2003-06
10.	41.73	Anthony Fera 2008-11

PUNT AVERAGE, SEASON		
<i>(Min. 30 punts)</i>		
1.	46.01	Jordan Stout 2021
2.	<b>45.80</b>	<b>Riley Thompson 2023</b>
3.	44.28	Barney Amor 2022
4.	43.95	Blake Gillikin 2018
5.	43.55	Ralph Giacomarro 1981
6.	43.32	Jeremy Boone 2009
7.	43.31	Ralph Giacomarro 1980
8.	43.15	Blake Gillikin 2017
9.	43.03	Jeremy Boone 2008
10.	43.02	Jeremy Boone 2007

RETURNS

LONGEST PUNT RETURNS		
1.	100	Jim Boring vs. Johns Hopkins 1933
2.	92	Mark Robinson vs. Rutgers 1982
3.	90	Bruce Branch vs. Indiana 1999
4.	85	Wally Triplett vs. West Virginia 1948
	85	Mike Guman at West Virginia 1978
6.	84	O.J. McDuffie at Syracuse 1989
7.	83	Gary Hayman vs. NC State 1973
8.	81	Bryant Johnson vs. Michigan State 2002
	81	Jahan Dotson vs. Michigan State 2020

LONGEST KICKOFF RETURNS		
1.	101	Chuck Peters vs. NYU 1940
2.	100	Fritz Barrett vs. Carnegie Tech 1910
	100	Roger Kochman vs. Syracuse 1959
	100	Rich Mauti at Temple 1975
	100	Chaz Powell vs. Youngstown State 2010
	100	Lamont Wade vs. Illinois 2020
	<b>100</b>	<b>Nicholas Singleton at Rutgers 2022</b>
8.	88	Thomas Evans vs. Marshall 1930
	98	Gary Hayman at Maryland 1973
	98	Saquon Barkley vs. Indiana 2017

KICK RETURN AVERAGE, CAREER		
<i>(Min. 15 returns)</i>		
1.	29.6	Larry Joe 1946-48
2.	28.8	Curt Warner 1979-82
3.	28.4	Charlie Pittman 1967-69
4.	27.8	Saquon Barkley 2015-17
5.	26.9	Gary Hayman 1972-73
6.	26.3	Blair Thomas 1985-87, 89
7.	25.7	Roger Kochman 1959-62
8.	25.6	Chaz Powell 2008-11
9.	24.6	Lydell Mitchell 1969-71
10.	24.4	Shelly Hammonds 1990-93
--	<b>24.2</b>	<b>Nicholas Singleton 2022-pres.</b>

KICK RETURN YARDS, CAREER		
<i>(Min. 15 returns)</i>		
1.	1866	Chaz Powell 2007-11
2.	1506	Kenny Watson 1996-00
3.	1347	Larry Johnson 1998-02
4.	1216	Kevin Baugh 1980-83
5.	1128	A.J. Wallace 2006-09
6.	1127	Jim Coates 1984-87
7.	1095	Derrick Williams 2005-08
8.	1036	KJ Hamler 2018-19
9.	<b>993</b>	<b>Nicholas Singleton 2022-pres.</b>
10.	922	Curt Warner 1979-82

SCORING

CAREER SCORING		
	Points	TD PAT FG
1.	425	1 *183 78 Kevin Kelly 2005-08
2.	342	0 195 49 Jake Pinegar 2018-22
3.	318	53 0 0 Saquon Barkley 2015-17
4.	282	0 132 50 Craig Fayak 1990-93
5.	<b>278</b>	<b>46 **2 0 Nicholas Singleton 2022-pres.</b>
6.	276	0 141 45 Brett Conway 1993-96
7.	271	0 109 54 Sam Ficken 2011-14
8.	261	0 144 39 Tyler Davis 2015-17
9.	258	0 117 47 Travis Forney 1996-99
10.	246	41 0 0 Lydell Mitchell 1969-71

\*2-pt conversion run; \*\*2-pt conversion reception

CAREER TOUCHDOWNS		
1.	53	Saquon Barkley 2015-17
2.	<b>46</b>	<b>Nicholas Singleton 2022-pres.</b>
3.	41	Lydell Mitchell 1969-71
4.	38	Curtis Enis 1995-97
5.	36	Larry Johnson 1999-02
6.	34	Ki-Jana Carter 1992-94
7.	33	Curt Warner 1979-82
8.	32	Charlie Pittman 1967-69
	32	Bobby Engram 1991, 93-95
	32	Evan Royster 2007-10

DEFENSE

CAREER TACKLES FOR LOSS		
<i>(Since 1975)</i>		
1.	70.0	Courtney Brown 1996-99
2.	51.0	Brandon Short 1996-99
3.	45.0	Larry Kubin 1977-80
4.	43.0	Bruce Clark 1976-79
	43.0	Justin Kurpeikis 1997-00
6.	42.0	Michael Haynes 1999-02
7.	41.0	Shane Conlan 1983-86
8.	39.5	Abdul Carter 2022-24
9.	39.0	LaVar Arrington 1997-99
	39.0	Jimmy Kennedy 1999-02
--	<b>27.0</b>	<b>Dani Dennis-Sutton 2022-pres.</b>

SEASON TACKLES FOR LOSS		
<i>(Since 1975)</i>		
1.	29.0	Courtney Brown 1999
2.	24.0	Terry Killens 1995
3.	23.5	Abdul Carter 2022-24
4.	23.0	Larry Kubin 1979
	23.0	Courtney Brown 1998
	23.0	Michael Haynes 2002
7.	21.5	Maurice Evans 2007
8.	21.0	Tyoka Jackson 1993
9.	20.0	Bruce Clark 1978
	20.0	Todd Atkins 1994
	20.0	LaVar Arrington 1999
	20.0	Aaron Maybin 2008
	20.0	Yetur Gross-Matos 2018

CAREER SACKS		
<i>(Since 1975)</i>		
1.	33.0	Courtney Brown 1996-99
2.	30.0	Larry Kubin 1977-80
3.	25.5	Shane Conlan 1983-86
	25.5	Michael Haynes 1999-02
5.	24.5	Tyoka Jackson 1990-93
6.	23.0	Abdul Carter 2022-24
7.	22.0	Matt Millen 1976-79
8.	21.0	Todd Atkin 1992-95
9.	20.5	Shaka Toney 2017-20
10.	20.0	Rich McKenzie 1989-92
	20.0	Anthony Zettel 2012-15

CAREER FORCED FUMBLES		
1.	9	Shane Conlan 1983-86
2.	8	Don Graham 1983-86
	8	Michael Haynes 1999-02
	8	Carl Nassib 2012-15
5.	7	Bruce Clark 1976-79
	7	Brandon Bell 2013-16
7.	6	Matt Millen 1976-79
	6	Walker Ashley 1979-82
	6	Mark Robinson 1980-83
	6	Bob White 1983-86
	6	Sean Stanley 2009-12
	6	Micah Parsons 2018-19
6	<b>6</b>	<b>Dani Dennis-Sutton 2022-pres.</b>

LONGEST INT RETURNS		
1.	99*	Michael Mauti at Illinois 2012
2.	98	Wayne Berfield at Boston 1958
3.	91	Mark Robinson at Pitt 1981
4.	90*	Alan Zemaitis at Purdue 2003
5.	87	Ji'Ayir Brown at Maryland 2021
6.	85	Tom Silvano vs. Gettysburg 1934
	85	Scott Radeic at West Virginia 1982
8.	83	Yaacov Yisrael at Iowa 2003
9.	82	Coop French at Penn 1926
	82*	Pete Curkendall vs. Maryland 1989
*Non-Scoring Play		



GAME RECAPS



Game 1

Penn State (1-0, 0-0) ..... 46  
Nevada (0-1, 0-0)..... 11

August 30, 2025 • 106,915

West Shore Home Field at Beaver Stadium •  
University Park, Pa.

	1	2	3	4	OT	Final
NEV	0	3	0	8	0	11
PSU	10	17	12	7	0	46

	NEV	PSU
First Downs	13	25
Rushes-Yards	31-78	36-135
Passing Yards	125	303
Comp-Att-Int	11-21-1	29-35-0
Total Offense	203	438
Plays	52	71
Fumbles (#-Lost)	2-2	1-0
Penalties (#-Lost)	3-14	5-45
Possession Time	26:20	33:40
3rd Down Conv.	4-11	6-13
Red Zone	2-3	7-7

Passing (Comp-Att-TD-Int-Yds)

NEV: Purdy 7-15-0-1-97; Bianco 4-6-1-0-28.  
PSU: Allar 22-26-1-0-217; Grunkemeyer 7-9-0-0-86.

Rushing (Att-Yds-TD)

NEV: Purdy 14-55-0; Bianco 1-12-0.  
PSU: Allen 8-43-1; Singleton 8-19-2.

Receiving (Rec-Yds-TD)

NEV: Bellon 6-76-1; Brown 2-32-0.  
PSU: Peña 7-74-0; Hudson 6-89-1.

Scoring Summary

Quarter, Time	Play	Score
1Q, 3:05	PSU Singleton 1 yd rush	7-0
1Q, 1:41	PSU Barker 28 yd field goal	10-0
2Q, 10:02	PSU Allen 12 yd rush	17-0
2Q, 4:52	NEV McFadden 28 yd field goal	17-3
2Q, 2:22	PSU Barker 28 yd field goal	20-3
2Q, 0:23	PSU Hudson 31 yd pass Allar	27-3
3Q, 9:23	PSU Barker 32 yd field goal	30-3
3Q, 7:15	PSU Singleton 1 yd rush	36-3
3Q, 3:21	PSU Barker 39 yd field goal	39-3
4Q, 7:37	PSU Grunkemeyer 6 yd rush	46-3
4Q, 0:25	NEV Bellon 9 yd pass Bianco	46-11



Game 2

Penn State (2-0, 0-0) ..... 34  
FIU (1-1, 0-0) ..... 0

September 6, 2025 • 103,817

West Shore Home Field at Beaver Stadium •  
University Park, Pa.

	1	2	3	4	OT	Final
FIU	0	0	0	0	0	0
PSU	7	3	10	14	0	34

	FIU	PSU
First Downs	14	20
Rushes-Yards	39-141	31-209
Passing Yards	149	200
Comp-Att-Int	18-33-1	19-33-0
Total Offense	290	409
Plays	72	64
Fumbles (#-Lost)	1-1	0-0
Penalties (#-Lost)	4-40	1-10
Possession Time	34:17	25:43
3rd Down Conv.	6-18	3-12
Red Zone	0-1	4-4

Passing (Comp-Att-TD-Int-Yds)

FIU: Jenkins 15-28-0-1-127; Pesansky 3-5-0-0-22.  
PSU: Allar 19-33-2-0-200.

Rushing (Att-Yds-TD)

FIU: Owens 15-78-0; Lyons 8-39-0.  
PSU: Allen 16-144-1; Singleton 13-76-1.

Receiving (Rec-Yds-TD)

FIU: Fournet 3-22-0; Stone 1-27-0.  
PSU: Reynolds 7-58-0; Ross 3-61-1.

Scoring Summary

Quarter, Time	Play	Score
1Q, 3:54	PSU Dinkins 9-yard pass Allar	7-0
2Q, 0:50	PSU Barker 41 yd field goal	10-0
3Q, 9:56	PSU Barker 34 yd field goal	13-0
3Q, 4:44	PSU Ross 42 yd pass Allar	20-0
4Q, 3:29	PSU Allen 67 yd rush	27-0
4Q, 1:19	PSU Singleton 5 yd rush	34-0



Game 3

Penn State (3-0, 0-0) ..... 52  
Villanova (1-1, 0-0)..... 6

September 20, 2025 • 109,516

West Shore Home Field at Beaver Stadium •  
University Park, Pa.

	1	2	3	4	OT	Final
VILL	0	0	0	6	0	6
PSU	7	14	10	21	0	52

	VILL	PSU
First Downs	11	28
Rushes-Yards	36-83	38-237
Passing Yards	96	228
Comp-Att-Int	13-27-2	17-31-1
Total Offense	179	465
Plays	63	69
Fumbles (#-Lost)	1-0	0-0
Penalties (#-Lost)	4-29	5-25
Possession Time	31:44	28:16
3rd Down Conv.	6-17	5-11
Red Zone	1-2	5-6

Passing (Comp-Att-TD-Int-Yds)

VILL: McQuaide 7-15-0-1-27; Maddocks 7-15-1-1-69.  
PSU: Allar 16-29-1-1-209; Grunkemeyer 1-2-1-0-19.

Rushing (Att-Yds-TD)

VILL: Avit 10-53-0; Mace 3-20-0.  
PSU: Allen 10-86-1; Singleton 20-84-2.

Receiving (Rec-Yds-TD)

VILL: Reed 2-41-0; Binkowski 2-19-1.  
PSU: Reynolds 4-73-0; Peña 4-60-1.

Scoring Summary

Quarter, Time	Play	Score
1Q, 8:48	PSU Singleton 4 yd rush	7-0
2Q, 14:22	PSU Barker 45 yd field goal	10-0
2Q, 6:39	PSU Barker 28 yd field goal	13-0
2Q, 0:32	PSU Peña 23 yd pass Allar	21-0
3Q, 10:02	PSU Barker 42 yd field goal	24-0
3Q, 3:36	PSU Singleton 3 yd rush	31-0
4Q, 10:43	PSU Allen 18 yd rush	38-0
4Q, 7:05	PSU Schlaffer 19 yd pass Grunkemeyer	45-0
4Q, 6:24	PSU Joseph 49 yd INT return	52-0
4Q, 0:00	VILL Binkowski 8 yd pass Maddocks	52-6

Team Results

	Date	Opponent		Score	Att.
	08/30/2025	Nevada	W	46-11	106915
	09/06/2025	FIU	W	34-0	103818
	09/13/2025	Villanova	W	52-6	109516

Rushing

Player	gp	att	gain	loss	net	avg	td	lg	avg/g
Kaytron Allen	3	34	273	0	273	8.0	3	67	91.0
Nicholas Singleton	3	41	182	3	179	4.4	5	16	59.7
Trebor Pena	3	5	46	0	46	9.2	0	13	15.3
Drew Allar	3	10	49	22	27	2.7	0	16	9.0
Cam Wallace	2	6	25	2	23	3.8	0	9	11.5
Corey Smith	1	5	17	4	13	2.6	0	9	13.0
Tyseer Denmark	3	1	12	0	12	12.0	0	12	4.0
Ethan Grunkemeyer	3	3	8	0	8	2.7	1	6	2.7
Total	3	105	612	31	581	5.5	9	67	193.7
Opponents	3	106	406	104	302	2.8	0	27	100.7

Passing

Player	gp	effic	comp-att-int	pct	yds	td	lg	avg/g
Drew Allar	3	137.3	57-88-1	64.8	626	4	42	208.7
Ethan Grunkemeyer	3	182.9	8-11-0	72.7	105	1	26	35.0
Total	3	142.3	65-99-1	65.7	731	5	42	243.7
Opponents	3	88.5	42-81-4	51.9	370	2	33	123.3

Receiving

Player	gp	no.	yds	avg	td	lg	avg/g
Kyron Hudson	3	14	156	11.1	1	31	52.0
Trebor Pena	3	13	166	12.8	1	30	55.3
Luke Reynolds	3	13	142	10.9	0	22	47.3
Nicholas Singleton	3	5	44	8.8	0	22	14.7
Devonte Ross	3	5	77	15.4	1	42	25.7
Andrew Rappleyea	3	4	44	11.0	0	26	14.7
Kaytron Allen	3	3	5	1.7	0	3	1.7
Khalil Dinkins	3	2	33	16.5	1	24	11.0
Tyseer Denmark	3	2	17	8.5	0	11	5.7
Liam Clifford	3	1	11	11.0	0	11	3.7
Drew Allar	3	1	5	5.0	0	5	1.7
Joey Schlaffer	3	1	19	19.0	1	19	6.3
Cam Wallace	2	1	12	12.0	0	12	6.0
Total	3	65	731	11.2	5	42	243.7
Opponents	3	42	370	8.8	2	33	123.3

Game Records

Record	Overall	Home	Away	Neutral
ALL GAMES	3-0	3-0	0-0	0-0
CONFERENCE	0-0	0-0	0-0	0-0
NON-CONFERENCE	3-0	3-0	0-0	0-0

Team Statistics

	PSU	OPP
First Downs	73	38
Rushing	34	19
Passing	38	17
Penalty	1	2
Rushing Yardage	581	302
Rushing attempts	105	106
Average per rush	5.5	2.8
Average per game	193.7	100.7
TDs Rushing	9	0
Passing Yardage	731	370
Comp-Att-Int	65-99-1	42-81-4
Average per pass	7.4	4.6
Average per catch	11.2	8.8
Average per game	243.7	123.3
TDs Passing	5	2
Total offense	1312	672
Average per play	6.4	3.6
Average per game	437.3	224.0
Kick returns: #-Yards	4-123	8-164
Punt returns: #-Yards	10-83	2-10
Int returns: #-Yards	4-78	1-0
Fumbles-Lost	1-0	4-3
Penalties-Yards	11-80	11-83
Punts-Avg	5-48.6	19-38.7
Time of possession / game	29:13	30:47
3rd-down conversion	14/36	16/46
4th-down conversion	5/8	6/9
PAT-attempts	(13-13) 100%	(0-0) 0%
2-point conversion-attempts	(1-2) 50%	(1-1) 100%

Interceptions

Player	no.	yds	avg	td	lg
Alonzo Ford Jr.	1	3	3.0	0	3
Zane Durant	1	14	14.0	0	14
Elliot Washington II	1	12	12.0	0	12
Jahmir Joseph	1	49	49.0	1	49
Total	4	78	19.5	1	49
Opponents	1	0	0.0	0	0



2025 RESULTS & STATISTICS

Field Goals

Player	fg	pct.	01-19	20-29	30-39	40-49	50-99	lg	blk
Ryan Barker	9-10	90.0	0-0	3-3	3-3	3-3	0-1	45	1
Opponents	1-2	50.0	0-0	1-1	0-0	0-1	0-0	28	0

Scoring

Player	td	fg	PAT				dpx	saf	pts
			kick	rush	rcv	pass			
Ryan Barker	-	9-10	12-12	-	-	-	-	-	39
Nicholas Singleton	5	-	-	-	-	-	-	-	30
Kaytron Allen	3	-	-	-	-	-	-	-	18
Trebor Pena	1	-	-	-	1	-	-	-	8
Kyron Hudson	1	-	-	-	-	-	-	-	6
Khalil Dinkins	1	-	-	-	-	-	-	-	6
Devonte Ross	1	-	-	-	-	-	-	-	6
Joey Schlaffer	1	-	-	-	-	-	-	-	6
Ethan Grunkemeyer	1	-	-	-	-	-	-	-	6
Jahmir Joseph	1	-	-	-	-	-	-	-	6
Matthew Parker	-	-	1-1	-	-	-	-	-	1
Total	15	9-10	13-13	0	1	1	0	0	132
Opponents	2	1-2	0-0	0	1	1	0	0	17

Score by Periods

Team	1st	2nd	3rd	4th	OT	TOT
Penn St.	24	34	32	42	0	132
Opponents	0	3	0	14	0	17

Field Goals

Player	fg	pct.	01-19	20-29	30-39	40-49	50-99	lg	blk
Ryan Barker	9-10	90.0	0-0	3-3	3-3	3-3	0-1	45	1
Opponents	1-2	50.0	0-0	1-1	0-0	0-1	0-0	28	0

Kickoffs

Player	no.	yds	avg	tb	ob	retn	net	ydln
Gabe Nwosu	22	1394	63.4	12	2			
Ryan Barker	4	258	64.5	2	0			
Matthew Parker	1	64	64.0	0	0			
Total	27	1716	63.6	14	2	8	39.7	25
Opponents	5	263	52.6	0	0	4	28	37

Punting

Player	no.	yds	avg	lg	tb	fc	i20	50+	blk
Gabe Nwosu	5	243	48.6	67	0	1	5	2	0
Total	5	243	48.6	67	0	1	5	2	0
Opponents	19	736	38.7	54	0	5	3	2	1

Punt Returns

Player	no.	yds	avg	td	lg
Devonte Ross	6	75	12.5	0	34
Trebor Pena	2	10	5.0	0	10
Dominic DeLuca	1	0	0.0	0	0
Tyseer Denmark	1	-2	-2.0	0	0
Total	10	83	8.3	0	34
Opponents	2	10	5.0	0	10

Kick Returns

Player	no.	yds	avg	td	lg
King Mack	4	123	30.8	0	73
Total	4	123	30.8	0	73
Opponents	8	164	20.5	0	27

All Purpose

Player	g	rush	rcv	pr	kr	ir	total	avg/g
Kaytron Allen	3	273	5	0	0	0	278	92.7
Nicholas Singleton	3	179	44	0	0	0	223	74.3
Trebor Pena	3	46	166	10	0	0	222	74.0
Kyron Hudson	3	0	156	0	0	0	156	52.0
Devonte Ross	3	0	77	75	0	0	152	50.7
Luke Reynolds	3	0	142	0	0	0	142	47.3
King Mack	3	0	0	0	123	0	123	41.0
Jahmir Joseph	2	0	0	0	0	49	49	24.5
Andrew Rappleyea	3	0	44	0	0	0	44	14.7
Cam Wallace	2	23	12	0	0	0	35	17.5
Khalil Dinkins	3	0	33	0	0	0	33	11.0
Drew Allar	3	27	5	0	0	0	32	10.7
Tyseer Denmark	3	12	17	-2	0	0	27	9.0
Joey Schlaffer	3	0	19	0	0	0	19	6.3
Zane Durant	3	0	0	0	0	14	14	4.7
Corey Smith	1	13	0	0	0	0	13	13.0
Elliot Washington II	3	0	0	0	0	12	12	4.0
Liam Clifford	3	0	11	0	0	0	11	3.7
Ethan Grunkemeyer	3	8	0	0	0	0	8	2.7
Alonzo Ford Jr.	3	0	0	0	0	3	3	1.0
Total	3	581	731	83	123	78	1596	532.0
Opponents	3	302	370	10	164	0	846	282.0

Total Offense

Player	g	plays	rush	pass	total	avg/g
Drew Allar	3	98	27	626	653	217.7
Kaytron Allen	3	34	273	0	273	91.0
Nicholas Singleton	3	41	179	0	179	59.7
Ethan Grunkemeyer	3	14	8	105	113	37.7
Trebor Pena	3	5	46	0	46	15.3
Cam Wallace	2	6	23	0	23	11.5
Corey Smith	1	5	13	0	13	13.0
Tyseer Denmark	3	1	12	0	12	4.0
Total	3	204	581	731	1312	437.3
Opponents	3	187	302	370	672	224.0

# 34 2025 PENN STATE FOOTBALL

## 2025 RESULTS & STATISTICS

			Tackles				Sacks	Pass defense			Fumbles	blkd		
##	Player	gp	ua	a	tot	tfl/yds	no-yds	int-yds	brup	qbh	fr-yds	ff	kick	saf
24	Amare Campbell	3	16	6	22	3-11	1-5	.	.	1	.	.	.	.
13	Tony Rojas	3	11	7	18	4.5-23	2-9	.	.	2	.	.	.	.
16	King Mack	3	8	5	13	.	.	.	1	.	.	.	.	.
0	Dominic DeLuca	3	5	4	9	1.5-2	1-1	.	.	1	.	.	1	.
10	Dejuan Lane	3	8	1	9	2-10	1-7	.	.	.	.	.	.	.
33	Dani Dennis-Sutton	3	8	1	9	4.5-23	2-9	.	2	4	.	2	.	.
2	Audavion Collins	3	8	1	9	.	.	.	1	.	.	.	.	.
6	Zakee Wheatley	3	5	3	8	.	.	.	1	.	1-0	.	.	.
31	Kolin Dinkins	3	4	4	8	1.5-1	.	.	.	.	.	1	.	.
17	Kenny Woseley	3	3	4	7	0.5-1	.	.	.	.	.	.	.	.
3	Antoine Belgrave-Shorter	3	4	2	6	.	.	.	.	.	.	.	.	.
32	Keon Wylie	3	3	2	5	.	.	.	1	.	.	.	.	.
21	Vaboue Toure	3	3	2	5	.	.	.	.	.	.	.	.	.
54	Xavier Gilliam	3	3	2	5	1.5-5	.	.	.	1	.	.	.	.
19	Chaz Coleman	3	5	.	5	3-9	1-5	.	1	3	1-39	1	.	.
5	Daryus Dixson	3	3	2	5	0.5-1	.	.	.	.	.	.	.	.
40	Anthony Specia	3	1	3	4	.	.	.	.	.	.	.	.	.
25	Alex Tatsch	1	3	.	3	1-2	.	.	.	.	.	.	.	.
50	Alonzo Ford Jr.	3	1	2	3	.	.	1-3	.	.	.	.	.	.
45	Enai White	3	2	1	3	1.5-10	1-9	.	.	.	.	.	.	.
4	AJ Harris	3	2	1	3	.	.	.	.	.	1-0	.	.	.
36	Zuriah Fisher	2	1	1	2	.	.	.	.	.	.	.	.	.
23	Jahmir Joseph	2	2	.	2	.	.	1-49	.	.	.	.	.	.
28	Zane Durant	3	.	2	2	0.5-1	.	1-14	1	.	.	.	.	.
8	DaKaari Nelson	3	2	.	2	.	.	.	.	.	.	.	.	.
7	Zion Tracy	2	2	.	2	1-5	.	.	.	.	.	.	.	.
9	Elliot Washington II	3	1	1	2	.	.	1-12	.	.	.	.	.	.
39	Ty Blanding	3	2	.	2	1-5	.	.	.	.	.	.	.	.
44	Jaylen Harvey	3	.	1	1	0.5-0	.	.	.	.	.	.	.	.
20	Mylachi Williams	2	1	.	1	.	.	.	.	1	.	.	.	.
34	Owen Wafle	3	1	.	1	.	.	.	.	.	.	.	.	.
34	Tyler Holzworth	3	.	1	1	.	.	.	.	.	.	.	.	.
99	Yvan Kemajou	3	1	.	1	1-1	.	.	.	1	.	.	.	.
28	Karson Kiesewetter	1	.	1	1	.	.	.	.	.	.	.	.	.
27	Lamont Payne	3	.	.	.	.	.	.	.	1	.	.	.	.
	Totals	3	119	60	179	29-110	9-45	4-78	8	15	3-39	4	1	0
	Opponents	3	126	70	196	8-24	3-13	1-0	13	2	0-0	0	1	0



SCORING SUMMARY

Plays	Yds	Time	Result	Qtr.	Scoring Play
NEVADA (9)					
13	69	6:41	TD	1	1-yard run Singleton (Barker kick)
4	-4	1:16	FG	1	28-yard field goal Barker
8	72	4:18	TD	2	12-yard run Allen (Barker kick)
4	7	2:18	FG	2	28-yard field goal Barker
8	64	1:15	TD	2	31-yard pass Hudson from Allar (Barker kick)
9	60	5:32	FG	3	32-yard field goal Barker
2	16	0:21	TD	3	1-yard run Singleton (2 pt pass failed)
5	23	1:26	FG	3	39-yard field goal Barker
15	94	7:10	TD	4	6-yard run Grunkemeyer (Parker kick)
FIU (6)					
10	8	3:45	TD	1	9-yard pass Dinkins, Khalil from Allar (Barker kick)
8	13	3:06	FG	2	41-yard field goal Barker
12	60	5:04	FG	3	34-yard field goal Barker
5	88	2:09	TD	3	42-yard pass Ross from Allar (Barker kick)
1	67	0:11	TD	4	67-yard run Allen (Barker kick)
1	5	0:03	TD	4	5-yard run Singleton (Barker kick)
VILLANOVA (9)					
12	78	6:07	TD	1	4-yard rush Singleton (Barker kick)
4	4	0:38	FG	2	45-yard field goal Barker
10	53	4:13	FG	2	28-yard field goal Barker
7	70	0:36	TD	2	23-yard pass Peña from Allar (2 PT - Peña pass from Allar)
7	23	2:52	FG	3	42-yard field goal Barker
9	59	4:39	TD	3	3-yard rush Singleton (Barker kick)
7	84	3:26	TD	4	18-yard rush Allen (Barker kick)
4	35	1:34	TD	4	19-yard pass Schlaffer from Grunkemeyer (Barker kick)
-	49	-	TD	4	49-yard interception return Joseph (Barker kick)

RED ZONE RECAP

PENN STATE			
Opponent	Scores/Chances	Result	Pct.
Nevada	7/7	4 TD, 3 FG	100%
FIU	4/4	2 TD, 2 FG	100%
Villanova	5/6	4 TD, 1 FG, 1 INT	83%
TOTAL	16/17	10 TD, 6 FG, 1 INT	94%

OPPONENT			
Opponent	Scores/Chances	Result	Pct.
Nevada	2/3	1 TD, 1 FG, 1 TO on Downs	66.7%
FIU	-	-	-
Villanova	1/2	1 TD, 1 Missed FG	50%
TOTAL	3/6	2 TD, 1 FG, 1 Missed FG, 1 TO on Downs	50%

PENN STATE GAME-BY-GAME

Date	Opponent	Rushing				Receiving				Passing				Kick Returns				Punt Returns				tot		
		no.	yds	td	lg	no.	yds	td	lg	cmp	att	int	yds	td	lg	no.	yds	td	lg	no.	yds	td	lg	off
08/30/2025	Nevada	36	135	4	13	29	303	1	31	29	35	0	303	1	31	2	88	0	73	3	8	0	10	438
09/06/2025	FIU	31	209	2	67	19	200	2	42	19	33	0	200	2	42	1	18	0	18	3	23	0	17	409
09/13/2025	Villanova	38	237	3	18	17	228	2	23	17	31	1	228	2	23	1	17	0	17	4	52	0	34	465
Penn St.		105	581	9	67	65	731	5	42	65	99	1	731	5	42	4	123	0	73	10	83	0	34	1312
Opponents		106	302	0	27	42	370	2	33	42	81	4	370	2	33	8	164	0	27	2	10	0	10	672

Penn St. Averages

Games	Avg/ rush	Avg/ catch	Pass effic	KR avg	PR avg	All purpose avg/game	Total offense avg/game
3	5.5	11.2	142.3	30.8	8.3	532.0	437.3

Date	Opponent	Tackles				Sacks		Fumble		Pass Defense				blkd	PAT attempts				off		
		ua	a	total	tfl-yds	no-yds	ff	fr-yds	int-yds	qbh	brup	kick	kick	rush	rcv	saf	t/o	pts			
08/30/2025	Nevada	35	16	51	9.0-46	3-15	2	2-0	1-14	4	2	0	4-4	0	0	0	16	46			
09/06/2025	FIU	41	30	71	9.0-30	3-16	1	1-39	1-3	8	4	1	4-4	0	0	0	0	34			
09/13/2025	Villanova	43	14	57	11.0-34	3-14	1	0-0	2-61	3	2	0	5-5	0	1	0	7	52			
Penn St.		119	60	179	29.0-110	9-45	4	3-39	4-78	15	8	1	13-13	0	1	0	23	132			
Opponents		126	70	196	8.0-24	3-13	0	0-0	1-0	2	13	1	0-0	0	1	0	0	17			

Date	Opponent	Punting										Field Goals				Kickoffs				
		no.	yds	avg	long	blkd	tb	fc	50+	i20	md-att	long	blkd	no.	yds	avg	tb	ob		
08/30/2025	Nevada	0	0	0.0	0	0	0	0	0	0	4-4	39	0	10	634	63.4	5	0		
09/06/2025	FIU	3	160	53.3	67	0	0	0	2	3	2-3	41	1	7	446	63.7	5	2		
09/13/2025	Villanova	2	83	41.5	47	0	0	1	0	2	3-3	45	0	10	636	63.6	4	0		
Penn St.		5	243	48.6	67	0	0	1	2	5	9-10	45	1	27	1716	63.6	14	2		
Opponents		19	736	38.7	54	1	0	5	2	3	1-2	28	0	5	263	52.6	0	0		



OPPONENT GAME-BY-GAME

Date	Opponent	Rushing				Receiving				Passing				Kick Returns				Punt Returns				tot		
		no.	yds	td	lg	no.	yds	td	lg	cmp	att	int	yds	td	lg	no.	yds	td	lg	no.	yds	td	lg	off
08/30/2025	Nevada	31	78	0	22	11	125	1	32	11	21	1	125	1	32	4	85	0	25	0	0	0	0	203
09/06/2025	FIU	39	141	0	21	18	149	0	27	18	33	1	149	0	27	0	0	0	0	2	10	0	10	290
09/13/2025	Villanova	36	83	0	27	13	96	1	33	13	27	2	96	1	33	4	79	0	27	0	0	0	0	179
Opponents		106	302	0	27	42	370	2	33	42	81	4	370	2	33	8	164	0	27	2	10	0	10	672
Penn St.		105	581	9	67	65	731	5	42	65	99	1	731	5	42	4	123	0	73	10	83	0	34	1312

Opponents Averages

Games	Avg/ rush	Avg/ catch	Pass effic	KR avg	PR avg	All purpose avg/game	Total offense avg/game
3	2.8	8.8	88.5	20.5	5.0	282.0	224.0

Date	Opponent	Tackles				Sacks	Fumble	Pass Defense			blkd	PAT attempts			off			
		ua	a	total	tfl-yds	no-yds	ff	fr-yds	int-yds	qbh	brup	kick	kick	rush	rcv	saf	t/o	pts
08/30/2025	Nevada	47	32	79	6.0-13	1-2	0	0-0	0-0	0	1	0	0-0	0	1	0	0	11
09/06/2025	FIU	40	20	60	2.0-11	2-11	0	0-0	0-0	2	6	1	0-0	0	0	0	0	0
09/13/2025	Villanova	39	18	57	0.0-0	0-0	0	0-0	1-0	0	6	0	0-0	0	0	0	0	6
Opponents		126	70	196	8.0-24	3-13	0	0-0	1-0	2	13	1	0-0	0	1	0	0	17
Penn St.		119	60	179	29.0-110	9-45	4	3-39	4-78	15	8	1	13-13	0	1	0	23	132

Date	Opponent	Punting										Field Goals			Kickoffs				
		no.	yds	avg	long	blkd	tb	fc	50+	i20	md-att	long	blkd	no.	yds	avg	tb	ob	
08/30/2025	Nevada	4	158	39.5	42	0	0	0	0	0	1-1	28	0	3	144	48.0	0	0	
09/06/2025	FIU	7	251	35.9	50	1	0	2	1	2	0-0	0	0	1	59	59.0	0	0	
09/13/2025	Villanova	8	327	40.9	54	0	0	3	1	1	0-1	0	0	1	60	60.0	0	0	
Opponents		19	736	38.7	54	1	0	5	2	3	1-2	28	0	5	263	52.6	0	0	
Penn St.		5	243	48.6	67	0	0	1	2	5	9-10	45	1	27	1716	63.6	14	2	

RUSHING & RECEIVING

Rushing

Player	No-Yds/TD	Nevada	FIU	VU
Nicholas Singleton	41-179/5	8-19/2	13-76/1	20-84/2
Kaytron Allen	34-273/3	8-43/1	16-144/1	10-86/1
Drew Allar	10-27/0	6-20/0	2--11/0	2-18/0
Cam Wallace	6-23/0	5-19/0	DNP	1-4/0
Trebor Pena	5-46/0	1-13/0	-	4-33/0
Corey Smith	5-13/0	5-13/0	DNP	DNP
Ethan Grunkemeyer	3-8/1	3-8/1	-	-
Tyseer Denmark	1-12/0	-	-	1-12/0

Receiving

Player	No-Yds/TD	Nevada	FIU	VU
Kyron Hudson	14-156/1	6-89/1	5-37/0	3-30/0
Trebor Pena	13-166/1	7-74/0	2-32/0	4-60/1
Luke Reynolds	13-142/0	2-11/0	7-58/0	4-73/0
Devonte Ross	5-77/1	1-4/0	3-61/1	1-12/0
Nicholas Singleton	5-44/0	4-37/0	-	1-7/0
Andrew Rappleyea	4-44/0	3-33/0	-	1-11/0
Kaytron Allen	3-5/0	2-2/0	1-3/0	-
Khalil Dinkins	2-33/1	1-24/0	1-9/1	-
Tyseer Denmark	2-17/0	2-17/0	-	-
Joey Schlaffer	1-19/1	-	-	1-19/1
Cam Wallace	1-12/0	1-12/0	DNP	-
Liam Clifford	1-11/0	-	-	1-11/0
Drew Allar	1-5/0	-	-	1-5/0

KICKING & PUNTING

KICKOFFS

Season	KO	Total Yards	TB	OB	Kick Avg.	Returns	Rtn. Yds.	Yds./Rtn.
Nwosu, Gabriel	22	1,394	12	2	63.4	4	142	35.5
Barker, Ryan	4	258	2	0	64.5	-	-	-
Parker, Matthew	1	64	0	0	64.0	1	22	22.0

Gabriel Nwosu

Game	KO	Total Yards	TB	OB	Kick Avg.	Returns	Rtn. Yds.	Yds./Rtn.
Nevada	9	570	5	0	63.3	3	63	21.0
FIU	6	381	4	2	63.5	-	-	-
Villanova	7	443	3	0	63.3	4	79	19.8

Ryan Barker

Game	KO	Total Yards	TB	OB	Kick Avg.	Returns	Rtn. Yds.	Yds./Rtn.
FIU	1	65	1	0	65.0	-	-	-
Villanova	3	193	1	0	64.3	-	-	-

Matthew Parker

Game	KO	Total Yards	TB	OB	Kick Avg.	Returns	Rtn. Yds.	Yds./Rtn.
Nevada	1	64	0	0	64.0	1	22	22.0

PUNTING

Season	No.	Total Yds	Avg.	Long	I20	50+	TB	FC	Blk
Nwosu, Gabriel	5	243	48.6	67	5	2	0	1	0

Gabriel Nwosu

Game	No.	Total Yds	Avg.	Long	I20	50+	TB	FC	Blk
FIU	3	160	53.3	67	3	2	0	0	0
Villanova	2	83	41.5	47	2	0	0	1	0



INDIVIDUAL GAME-BY-GAME

PASSING

#15 Drew Allar	Comp	Att	Int	Pct	Yards	TD	Long	Sacked	Effic.
Nevada	22	26	0	84.6	217	1	31	1-2	167.4
FIU	19	33	0	57.6	200	2	42	2-11	128.5
Villanova	16	29	1	55.2	209	1	23	0-0	120.2
Totals	57	88	1	64.8	626	4	42	3-13	137.3

#17 Ethan Grunkemeyer	Comp	Att	Int	Pct	Yards	TD	Long	Sacked	Effic.
Nevada	7	9	0	77.8	86	0	26	0-0	158.0
Villanova	1	2	0	50.0	19	1	19	0-0	294.8
Totals	8	11	0	72.7	105	1	26	0-0	182.9

TACKLE BREAKDOWN

RUSHING TACKLES	PASSING TACKLES	SPECIAL TEAMS TACKLES	Total	KO	Punt
Campbell, Amare	Campbell, Amare	Collins, Audavion	2	1	1
Rojas, Tony	DeLuca, Dominic	Belgrave-Shorter, Antoine	1	1	0
Mack, King	Lane, Dejuan	Dinkins, Kolin	1	1	0
Dennis-Sutton, Dani	Rojas, Tony	Dixon, Daryus	1	1	0
Coleman, Chaz	Wheatley, Zakee	Holzworth, Tyler	1	1	0
Collins, Audavion	Woseley Jr., Kenny	Kiesewetter, Karson	1	1	0
DeLuca, Dominic	Collins, Audavion	Nelson, DaKaari	1	1	0
Dinkins, Kolin	Dennis-Sutton, Dani	Washington II, Elliot	1	0	1
Lane, Dejuan	Dinkins, Kolin	TOTALS	9	7	2
Wheatley, Zakee	Joseph, Jahmir				
Wyllie, Keon	Toure, Vaboue				
Belgrave-Shorter, Antoine	Williams, Mylachi				
Dixon, Daryus	Belgrave-Shorter, Antoine				
Gilliam, Xavier	Gilliam, Xavier				
Specia, Anthony	Harris, A.J.				
Woseley Jr., Kenny	Mack, King				
Ford Jr., Alonzo	Tatsch, Alex				
Toure, Vaboue	Tracy, Zion				
White, Enai	TOTAL				
Blanding, Ty	42				
Durant, Zane					
Fisher, Zuriah					
Harris, A.J.					
Tatsch, Alex					
Harvey, Jaylen					
Kemajou, Yvan					
Tracy, Zion					
Waffle, Owen					
Washington II, Elliot					
TOTAL	128				

## INDIVIDUAL GAME-BY-GAME

## ALL-PURPOSE

Player	Total	Nevada	FIU	VU
Kaytron Allen	278	45	147	86
Nicholas Singleton	223	56	76	91
Trebor Pena	222	97	32	93
Kyron Hudson	156	89	37	30
Devonte Ross	152	4	84	64
Luke Reynolds	142	11	58	73
King Mack	123	88	18	17
Jahmir Joseph	49	-	DNP	49
Andrew Rappleyea	44	33	-	11
Cam Wallace	35	31	DNP	4
Khalil Dinkins	33	24	9	-
Drew Allar	32	20	-11	23
Tyseer Denmark	27	15	-	12
Joey Schlaffer	19	-	-	19
Zane Durant	14	14	-	-
Corey Smith	13	13	DNP	DNP
Elliot Washington II	12	-	-	12
Liam Clifford	11	-	-	11
Ethan Grunkemeyer	8	8	-	-
Alonzo Ford Jr.	3	-	3	-

## GAME LEADERS

Opponent	Rushing Attempts	Rushing Yards	Receptions	Receiving Yards	All-Purpose Yards	Tackles
Nevada	Allen/Singleton - 8	Allen - 43	Peña - 7	Hudson - 89	Peña - 97	Campbell - 6
FIU	Allen - 16	Allen - 144	Reynolds - 7	Ross - 61	Allen - 147	Rojas - 10
Villanova	Singleton - 20	Allen - 86	Peña/Reynolds - 4	Reynolds - 73	Peña - 93	Campbell - 7

## INDIVIDUAL GAME-BY-GAME

## TACKLES

Player	S-A	Total	Nevada	FIU	VU
Amare Campbell	16-6	22	3-3	6-3	7-0
Tony Rojas	11-7	18	2-1	6-4	3-2
King Mack	8-5	13	1-1	3-4	4-0
Audavion Collins	8-1	9	4-0	2-1	2-0
Dejuan Lane	8-1	9	2-0	1-1	5-0
Dani Dennis-Sutton	8-1	9	4-1	4-0	-
Dominic DeLuca	5-4	9	1-1	0-3	4-0
Zakee Wheatley	5-3	8	2-1	2-1	1-1
Kolin Dinkins	4-4	8	1-1	2-2	1-1
Kenny Woseley	3-4	7	1-1	2-1	0-2
Antoine Belgrave-Shorter	4-2	6	1-1	2-1	1-0
Chaz Coleman	5-0	5	-	4-0	1-0
Daryus Dixon	3-2	5	2-0	-	1-2
Vaboue Toure	3-2	5	2-1	-	1-1
Keon Wylie	3-2	5	2-1	0-1	1-0
Xavier Gilliam	3-2	5	-	2-2	1-0
Anthony Specca	1-3	4	1-0	0-1	0-2
Alex Tatsch	3-0	3	DNP	DNP	3-0
AJ Harris	2-1	3	1-0	0-1	1-0
Enai White	2-1	3	1-0	1-1	-
Alonzo Ford Jr.	1-2	3	-	1-1	0-1
Zion Tracy	2-0	2	DNP	1-0	1-0
DaKaari Nelson	2-0	2	1-0	-	1-0
Jahmir Joseph	2-0	2	1-0	DNP	1-0
Ty Blanding	2-0	2	1-0	1-0	-
Elliot Washington II	1-1	2	-	1-1	-
Zuriah Fisher	1-1	2	DNP	-	1-1
Zane Durant	0-2	2	0-1	-	0-1
Mylachi Williams	1-0	1	1-0	-	DNP
Owen Wafle	1-0	1	-	-	1-0
Yvan Kemajou	1-0	1	-	-	1-0
Karson Kiesewetter	0-1	1	0-1	DNP	DNP
Tyler Holzworth	0-1	1	0-1	-	-
Jaylen Harvey	0-1	1	-	0-1	-



## INDIVIDUAL GAME-BY-GAME

## TACKLES FOR LOSS

Player	UA-A	Total	Nevada	FIU	VU
Tony Rojas	4-1	4.5	2.0-13	0.5-1	2.0-9
Dani Dennis-Sutton	4-1	4.5	2.5-18	2.0-5	-
Chaz Coleman	3-0	3.0	-	2.0-8	1.0-1
Amare Campbell	3-0	3.0	-	-	3.0-11
Dejuan Lane	2-0	2.0	1.0-7	-	1.0-3
Dominic DeLuca	1-1	1.5	1.0-1	0.5-1	-
Kolin Dinkins	1-1	1.5	1.0-1	0.5-0	-
Enai White	1-1	1.5	-	1.5-10	-
Xavier Gilliam	1-1	1.5	-	1.5-5	-
Zion Tracy	1-0	1.0	DNP	-	1.0-5
Alex Tatsch	1-0	1.0	DNP	DNP	1.0-2
Ty Blanding	1-0	1.0	1.0-5	-	-
Yvan Kemajou	1-0	1.0	-	-	1.0-1
Daryus Dixson	0-1	0.5	-	-	0.5-1
Kenny Woseley	0-1	0.5	-	-	0.5-1
Zane Durant	0-1	0.5	0.5-1	-	-
Jaylen Harvey	0-1	0.5	-	0.5-0	-

## SACKS

Player	UA-A	Total	Nevada	FIU	VU
Tony Rojas	2-0	2	-	-	2-9
Dani Dennis-Sutton	2-0	2	1-7	1-2	-
Dominic DeLuca	1-0	1	1-1	-	-
Dejuan Lane	1-0	1	1-7	-	-
Chaz Coleman	1-0	1	-	1-5	-
Amare Campbell	1-0	1	-	-	1-5
Enai White	1-0	1	-	1-9	-

TURNOVERS BY GAME

PENN STATE: 7 GAINED

TYPE	QTR	PLAYER	PLAYS/ YDS	1st DOWNS	RESULT
NEVADA (3)					
FUM	1	A.J. Harris (force by Dennis-Sutton)	13/69	6	TD
INT	1	Zane Durant	4/(-4)	0	FG
FUM	3	Zakee Wheatley (force by Dennis-Sutton)	2/16	1	TD
FIU (1)					
INT	2	Alonzo Ford Jr.	10/54	3	TO on Downs
FUM	4	Chaz Coleman (force by Coleman)	1/5	1	TD
Villanova (2)					
INT	3	Elliot Washington II	3/12	1	Interception
INT	4	Jahmir Joseph	-/49	-	Touchdown Return

OPPONENT: 1 GAINED

TYPE	QTR	PLAYER	PLAYS/ YDS	1st DOWNS	RESULT
NEVADA (0)					
-	-	-	-	-	-
FIU (0)					
-	-	-	-	-	-
Villanova (1)					
INT	3	Omari Bursey	3/1	0	Punt

TURNOVERS BY PLAYER

FUMBLES

Player	No-Lost	Nevada	FIU	VU
Drew Allar	1-0	1-0	-	-

FORCED FUMBLES

Player	Number	Nevada	FIU	VU
Dani Dennis-Sutton	2	2	-	-
Chaz Coleman	1	-	1	-
Kolin Dinkins	1	-	-	1

FUMBLES RECOVERED

Player	Number	Nevada	FIU	VU
AJ Harris	1	1	-	-
Zakee Wheatley	1	1	-	-
Chaz Coleman	1	-	1	-

INTERCEPTIONS

Player	Total	NEV	FIU	VILL	UO	UCLA	NW	at IOWA	at OSU	IU	at MSU	NEB	at RU	UO
Zane Durant	1	1	-	-										
Alonzo Ford Jr.	1	-	1	-										
Jahmir Joseph	1	-	-	1										
Elliot Washington II	1	-	-	1										

INTERCEPTIONS THROWN

Player	Total	NEV	FIU	VILL	UO	UCLA	NW	at IOWA	at OSU	IU	at MSU	NEB	at RU	UO
Drew Allar	1	-	-	1										
Ethan Grunkemeyer	0	-	-	-										

SCORING BREAKDOWN

PENN STATE DRIVES      OPPONENT DRIVES

**Totals:** 24 scoring drives (15 TD, 9 FG)

**Special Teams/Defensive Touchdowns:**

49-yard interception return Jahmir Joseph

**Totals:** 3 scoring drives (2 TD, 1 FG)

**Special Teams/Defensive Touchdowns:**

LONGEST DRIVES BY:			LONGEST DRIVES BY:		
Plays:	15	Nevada (8/30)	Plays:	16	Villanova (9/13)
	13	Nevada (8/30)		9	Nevada (8/30)
Yards:	94	Nevada (8/30)	Yards:	75	Villanova (9/13)
	88	FIU (9/6)		59	Nevada (8/30)
Time:	7:10	Nevada (8/30)	Time:	6:24	Villanova (9/13)
	6:41	Nevada (8/30)		5:05	Nevada (8/30)



LONG PLAY BREAKDOWN

BY YARDAGE

OFFENSE (12)

Yards	Type	Player(s)	Opponent
67*	Rush	Allen, Kaytron	FIU
42*	Pass	Ross, Devonte from Allar, Drew	FIU
31*	Pass	Hudson, Kyron from Allar, Drew	Nevada
30	Pass	Peña, Trebor from Allar, Drew	FIU
26	Pass	Rappleyea, Andrew from Grunkemeyer, Ethan	Nevada
24	Pass	Dinkins, Khalil from Grunkemeyer, Ethan	Nevada
23*	Pass	Peña, Trebor from Allar, Drew	Villanova
22	Pass	Singleton, Nicholas from Allar, Drew	Nevada
22	Pass	Reynolds, Luke from Allar, Drew	Villanova
21	Pass	Reynolds, Luke from Allar, Drew	Villanova
21	Pass	Reynolds, Luke from Allar, Drew	Villanova
20	Rush	Allen, Kaytron	FIU

DEFENSE (2)

Yards	Type	Player(s)	Opponent
49*	INT	Joseph, Jahmir	Villanova
39	FUM	Coleman, Chaz	FIU

SPECIAL TEAMS (2)

Yards	Type	Player(s)	Opponent
73	KR	Mack, King	Nevada
34	PR	Ross, Devonte	Villanova

\* - touchdown scored on play

LONG PLAY BREAKDOWN

LONG PLAYS BY THE NUMBERS

BY YARDAGE			BY TYPE		
Yards	No.	TD	Type	No.	TD
100+	0	0	Rushing	2	1
90-99	0	0	Passing	10	3
80-89	0	0	Punt returns	1	0
70-79	1	0	Kick returns	1	0
60-69	1	1	Interception Returns	1	1
50-59	0	0	Fumble returns	1	0
40-49	2	2	Other	0	0
30-39	3	1	TOTAL	16	5
20-29	8	1			

20+ YARD PLAYS BY PLAYER

Player	No.	TD	R	P	KR	PR	IR	FR
Allen, Kaytron	2	1	2	-	-	-	-	-
Coleman, Chaz	1	-	-	-	-	-	-	1
Dinkins, Khalil	1	-	-	1	-	-	-	-
Hudson, Kyron	1	1	-	1	-	-	-	-
Joseph, Jahmir	1	1	-	-	-	-	1	-
Mack, King	1	-	-	-	1	-	-	-
Peña, Trebor	2	1	-	2	-	-	-	-
Rappleyea, Andrew	1	-	-	1	-	-	-	-
Reynolds, Luke	3	-	-	3	-	-	-	-
Ross, Devonte	2	1	-	1	-	1	-	-
Singleton, Nicholas	1	-	-	1	-	-	-	-
TOTAL	16	5	2	10	1	1	1	1

LONGEST PLAYS OF THE YEAR

Rushing		
67*	Allen, Kaytron	FIU (9/6)
Rushing Touchdown		
67*	Allen, Kaytron	FIU (9/6)
Passing		
42*	Ross, Devonte from Allar, Drew	FIU (9/6)
Passing Touchdown		
42*	Ross, Devonte from Allar, Drew	FIU (9/6)
Kick Return		
73	Mack, King	Nevada (8/30)
Punt Return		
34	Ross, Devonte	Villanova (9/13)
Interception Return		
49*	Joseph, Jahmir	Villanova (9/13)
Fumble Return		
39	Coleman, Chaz	FIU (9/6)
Punt		
67	Nwosu, Gabriel	FIU (9/6)
Field Goal		
45	Barker, Ryan	Villanova (9/13)

\* - touchdown scored on play

PENN STATE (16 PLAYS)

Play	#	Long	Play	Opponent
Passing	10	42*	Ross, Devonte from Allar, Drew	FIU
Rushing	2	67*	Allen, Kaytron	FIU
Kick Return	1	73	King, Mack	Nevada
Punt Return	1	34	Ross, Devonte	Villanova
Fum. Return	1	39	Coleman, Chaz	FIU
Int. Return	1	49*	Joseph, Jahmir	Villanova

OPPONENTS (13 PLAYS)

Play	#	Long	Play	Opponent
Passing	5	33	Reed, Braden from Maddocks, Tanner	Villanova
Rushing	3	27	Avit, David	Villanova
Kick Return	5	27	Mace, Ja'briel	Villanova
Punt Return	-	-	-	-
Fum. Return	-	-	-	-
Int. Return	-	-	-	-

\* - touchdown scored on play

OFFENSIVE STARTERS

OPPONENT	LT	LG	C	RG	RT	TE	QB	RB	WR	WR	WR/TE/RB
Nevada	Shelton	Ioane	Dawkins	Donkoh	Rucci	Dinkins, Khalil	Allar	Singleton	Hudson	Peña	Reynolds (TE)
FIU	Shelton	Ioane	Dawkins	Donkoh	Rucci	Dinkins, Khalil	Allar	Singleton	Clifford	Peña	Allen (RB)
Villanova	Shelton	Ioane	Dawkins	Donkoh	Rucci	Dinkins, Khalil	Allar	Singleton	Clifford	Peña	Reynolds (TE)

DEFENSIVE STARTERS

OPPONENT	DE	DT	DT	DE	LB	LB	LB/DB/DL	CB	S	S	CB
Nevada	Dennis-Sutton	Durant	Ford Jr.	Harvey	Campbell	Rojas	Woseley (CB)	Collins	Wheatley	Belgrave-Shorter	Harris
FIU	Dennis-Sutton	Durant	Ford Jr.	Fisher	Campbell	Rojas	Tracy (CB)	Collins	Wheatley	Belgrave-Shorter	Harris
Villanova	Dennis-Sutton	Durant	Ford Jr.	Fisher	Campbell	Rojas	Tracy (CB)	Collins	Wheatley	Mack	Harris

CAREER STARTS

Player	'21	'22	'23	'24	'25	Total
Allar, Drew (QB)	-	-	12	16	3	31
Durant, Zane (DT)	-	-	11	16	3	30
Ford Jr., Alonzo (DT)	13*	12*	-	-	3	28
Singleton, Nicholas (RB)	-	7	6	12	3	28
Ioane, Olaivavega (OL)	-	-	4	16	3	23
Shelton, Drew (OL)	-	4	-	16	3	23
Dawkins, Nick (OL)	-	-	-	16	3	19
Dennis-Sutton, Dani (DE)	-	-	2	14	3	19
Rojas, Tony (LB)	-	-	-	16	3	19
Wheatley, Zakee (S)	-	-	-	16	3	19
Harris, A.J. (CB)	-	-	-	15	3	18
Peña, Trebor (WR)	-	3*	-	10*	3	17
Campbell, Amare (LB)	-	-	1*	11*	3	15
Allen, Kaytron (RB)	-	3	6	5	1	15
Clifford, Liam (WR)	-	-	1	11	2	14
Donkoh, Anthony (OL)	-	-	-	10	3	13
Hudson, Kyron (WR)	-	-	3*	9*	1	13
Ross, Devonte (WR)	-	-	1*	12*	-	13

Player	'21	'22	'23	'24	'25	Total
Dinkins, Khalil (TE)	-	-	-	6	3	9
Rucci, Nolan (OL)	-	-	-	6	3	9
Reynolds, Luke (TE)	-	-	-	4	2	6
Tracy, Zion (CB)	-	-	-	4	2	6
DeLuca, Dominic (LB)	-	-	-	5	-	5
Shanahan Jr., TJ (OL)	-	-	-	5*	-	5
Carlan, Mason (OL)	-	-	3*	-	-	3
Collins, Audavion (CB)	-	-	-	-	3	3
Belgrave-Shorter, Antoine (S)	-	-	-	-	2	2
Fisher, Zuriah (DE)	-	-	-	-	2	2
Harvey, Jaylen (DE)	-	-	-	-	1	1
Mack, King (S)	-	-	-	-	1	1
Nelson, DaKaari (LB)	-	-	-	1	-	1
Rapleyea, Andrew (TE)	-	-	-	1	-	1
Washington II, Elliot (CB)	-	-	-	1	-	1
Woseley Jr., Kenny (CB)	-	-	-	-	1	1

\* Starts At Previous School



# 48 2025 PENN STATE FOOTBALL

## PARTICIPATION CHART

	GP/GS	NEV	FIU	VILL	UO	at UCLA	NW	at IOWA	at OSU	IU	at MSU	NEB	at RU
0	Dominic DeLuca	3/0	XXX	XXX	XXX								
1	Kyron Hudson	3/1	START	XXX	XXX								
2	Liam Clifford	3/2	XXX	START	START								
2	Audavion Collins	3/3	START	START	START								
3	Antoine Belgrave-Shorter	3/2	START	START	XXX								
3	Koby Howard	2/0	XXX	-	XXX								
4	AJ Harris	3/3	START	START	START								
4	Tyseer Denmark	3/0	XXX	XXX	XXX								
5	Devonte Ross	3/0	XXX	XXX	XXX								
5	Daryus Dixon	3/0	XXX	XXX	XXX								
6	Zakee Wheatley	3/3	START	START	START								
7	Zion Tracy	2/2	-	START	START								
8	Trebor Pena	3/3	START	START	START								
8	DaKaari Nelson	3/0	XXX	XXX	XXX								
9	Elliot Washington II	3/0	XXX	XXX	XXX								
10	Nicholas Singleton	3/3	START	START	START								
10	Dejuan Lane	3/0	XXX	XXX	XXX								
12	Anthony Ivey	3/0	XXX	XXX	XXX								
12	Xxavier Thomas	1/0	-	-	XXX								
13	Kaytron Allen	3/1	XXX	START	XXX								
13	Tony Rojas	3/3	START	START	START								
14	Riley Thompson	3/0	XXX	XXX	XXX								
14	Jaxon Smolik	2/0	XXX	-	XXX								
15	Drew Allar	3/3	START	START	START								
16	Khalil Dinkins	3/3	START	START	START								
16	King Mack	3/1	XXX	XXX	START								
17	Ethan Grunkemeyer	3/0	XXX	XXX	XXX								
17	Kenny Woseley Jr.	3/1	START	XXX	XXX								
18	Joey Schlaffer	3/0	XXX	XXX	XXX								
19	Chaz Coleman	3/0	XXX	XXX	XXX								
20	Mylachi Williams	2/0	XXX	XXX	-								
21	Vaboue Ioure	3/0	XXX	XXX	XXX								
23	Jahmir Joseph	2/0	XXX	-	XXX								
24	Amare Campbell	3/3	START	START	START								
24	Corey Smith	1/0	XXX	-	-								
25	Quinton Martin Jr.	1/0	-	-	XXX								
25	Alex Tatsch	1/0	-	-	XXX								
26	Cam Wallace	2/0	XXX	-	XXX								
27	Lamont Payne	3/0	XXX	XXX	XXX								
28	Zane Durant	3/3	START	START	START								
28	Karson Kiesewetter	1/0	XXX	-	-								
30	Amiel Davis	1/0	XXX	-	-								
30	Kari Jackson	1/0	XXX	-	-								
31	Kolin Dinkins	3/0	XXX	XXX	XXX								
32	Keon Wylie	3/0	XXX	XXX	XXX								
33	Dani Dennis-Sutton	3/3	START	START	START								
34	Tyler Holzworth	3/0	XXX	XXX	XXX								
34	Owen Waffle	3/0	XXX	XXX	XXX								
35	Tyler Armstead	2/0	XXX	-	XXX								
35	Blaise Sokach-Minnick	2/0	-	XXX	XXX								
36	Zuriah Fisher	2/2	-	START	START								
39	Ty Blanding	3/0	XXX	XXX	XXX								
40	Anthony Specca	3/0	XXX	XXX	XXX								
44	Jaylen Harvey	3/1	START	XXX	XXX								
45	Enai White	3/0	XXX	XXX	XXX								
46	Cortez Harris	1/0	-	-	XXX								
48	Tyler Duzansky	3/0	XXX	XXX	XXX								
50	Alonzo Ford Jr.	3/3	START	START	START								
50	Cooper Cousins	3/0	XXX	XXX	XXX								
52	Dominic Rulli	3/0	XXX	XXX	XXX								
52	Randy Adirika	2/0	XXX	-	XXX								
53	Nick Dawkins	3/3	START	START	START								
54	TJ Shanahan	3/0	XXX	XXX	XXX								
54	Xavier Gilliam	3/0	XXX	XXX	XXX								
55	Chimdy Onoh	3/0	XXX	XXX	XXX								
63	Alex Birchmeier	3/0	XXX	XXX	XXX								
64	Eagan Boyer	1/0	-	-	XXX								
66	Drew Shelton	3/3	START	START	START								
68	Anthony Donkoh	3/3	START	START	START								
70	Garrett Sexton	3/0	XXX	XXX	XXX								
71	Olaivavega Ioane	3/3	START	START	START								
72	Nolan Rucci	3/3	START	START	START								
74	J'ven Williams	2/0	XXX	XXX	---								
77	Owen Aliciene	1/0	XXX	-	-								
82	Ethan Black	2/0	XXX	-	XXX								
85	Luke Reynolds	3/1	START	XXX	START								
86	Aaron Enterline	2/0	XXX	XXX	-								
87	Andrew Rappleyea	3/0	XXX	XXX	XXX								
88	Sam Siafa	1/0	-	-	XXX								
89	Finn Furmanek	3/0	XXX	XXX	XXX								
90	Liam Andrews	2/0	XXX	-	XXX								
92	Andrew Dufault	2/0	XXX	-	XXX								
93	Bobby Mears	2/0	XXX	-	XXX								
94	Ryan Barker	3/0	XXX	XXX	XXX								
94	De'Andre Cook	2/0	XXX	XXX	-								
98	Matthew Parker	1/0	XXX	-	-								
99	Gabe Nwosu	3/0	XXX	XXX	XXX								
99	Yvan Kemajou	3/0	XXX	XXX	XXX								

THE LAST TIME...

PENN STATE

100+ Yards Rushing:	144, Kaytron Allen vs. FIU, 2025
150+ Yards Rushing:	202, Journey Brown vs. Memphis, 2019 ~
200+ Yards Rushing:	202, Journey Brown vs. Memphis, 2019 ~
300+ Yards Rushing:	327, Larry Johnson at Indiana, 2002
30-34 Rushing Attempts:	33, Saquon Barkley at Indiana, 2016
35+ Rushing Attempts:	35, Zach Zwinak vs. Nebraska, 2013
Three Touchdowns Rushing:	Nicholas Singleton vs. Notre Dame, 2025 !
Four Touchdowns Rushing:	Saquon Barkley at Pittsburgh, 2016
Five Touchdowns Rushing:	Ki-Jana Carter vs. Michigan State, 1994
50+ Yard Run:	67, Kaytron Allen vs. FIU, 2025
60+ Yard Run:	67, Kaytron Allen vs. FIU, 2025
70+ Yard Run:	78, Corey Smith vs. Washington, 2024
80+ Yard Run:	87, Nicholas Singleton vs. Utah, 2022 ^
90+ Yard Run:	92, Saquon Barkley vs. Washington, 2017 @
Two Players Rush For 100 Yards:	Kaytron Allen (124) & Nicholas Singleton (105) vs. Oregon, 2024
QB/RB Rush For 100 Yards:	Will Levis (108) & Journey Brown (103) vs. Rutgers, 2019
Four Rushing TD in One Quarter:	vs. UMass, (2nd; Belton [2], Zwinak [2]) 2014
300+ Yards Passing:	391, Drew Allar at USC, 2024
350+ Yards Passing:	391, Drew Allar at USC, 2024
400+ Yards Passing:	401, Sean Clifford vs. Villanova, 2021
20-24 Pass Completions:	22, Drew Allar vs. Nevada, 2025
25-29 Pass Completions:	25, Drew Allar at Maryland, 2023
30-34 Pass Completions:	30, Drew Allar at USC, 2024
35+ Pass Completions:	37, Sean Clifford at Purdue, 2022
30-39 Pass Attempts:	33, Drew Allar vs. FIU, 2025
40-49 Pass Attempts:	43, Drew Allar at USC, 2024
50+ Pass Attempts:	52, Sean Clifford at Ohio State, 2021
Four Touchdown Passes:	Drew Allar at Maryland, 2023
Five Touchdown Passes:	Rashard Casey vs. Louisiana Tech, 2000
Four Interceptions Thrown:	Zack Mills at Boston College, 2004
300+ Yards Total Offense:	423 (391 P, 32 R), Drew Allar at USC, 2024
350+ Yards Total Offense:	423 (391 P, 32 R), Drew Allar at USC, 2024
400+ Yards Total Offense:	423 (391 P, 32 R), Drew Allar at USC, 2024
450+ Yards Total Offense:	452 (398 P, 54 R), Sean Clifford at Maryland, 2019
100+ Yards Receiving:	102, Tyler Warren at Minnesota, 2024
150+ Yards Receiving:	224, Tyler Warren at USC, 2024
200+ Yards Receiving:	224, Tyler Warren at USC, 2024
Two Players w/ 100 Yards Receiving:	Jahan Dotson (127) & Parker Washington (108) at Ohio State, 2021
Two Players w/ 150 Yards Receiving:	Geno Lewis (173) & DaeSean Hamilton (165) vs. UCF, 2014 #
Back-to-Back 100 Yard Receiving Games:	Tyler Warren, (127 at Purdue; 102 at Minnesota), 2024
Three Straight 100-Yard Receiving Games:	Jahan Dotson, (108 vs. MSU; 189 at Illinois; 102 at Wisconsin), 2020-21
10+ Receptions:	17, Tyler Warren at USC, 2024
50+ Yard Reception:	57, Liam Clifford vs. UCLA, 2024
60+ Yard Reception:	75, Tyler Warren vs. Ole Miss, 2023 &
70+ Yard Reception:	75, Tyler Warren vs. Ole Miss, 2023 &
80+ Yard Reception:	88, KeAndre Lambert-Smith vs. Utah, 2022 ^
Three Touchdowns Receiving:	Jahan Dotson at Maryland, 2021
Four Touchdowns Receiving:	Bobby Engram vs. Minnesota, 1993
150+ All-Purpose Yards:	170 (87 Rush, 17 Rec, 66 Kick Return), Nicholas Singleton vs. Maryland, 2024
200+ All-Purpose Yards:	228 (224 Rec, 4 Rush), Tyler Warren at USC, 2024
250+ All-Purpose Yards:	254 (242 Rec, 12 PR), Jahan Dotson at Maryland, 2021
300+ All-Purpose Yards:	358 (211 Rush, 94 Rec, 53 KR), Saquon Barkley at Iowa, 2017 (SR)
Five Touchdowns Scored:	5 (4 rushing, 1 receiving), Saquon Barkley at Pittsburgh, 2016
Kickoff Return For Touchdown:	100, Nicholas Singleton at Rutgers, 2022
Rushing, Receiving & Kickoff Return TD in a game:	Derrick Williams vs. Illinois, 2008
100-Yard Kickoff Return:	100, Nicholas Singleton at Rutgers, 2022
Punt Return For Touchdown:	2x (56, 68), Daequan Hardy vs. UMass, 2023
80-Yard Punt Return:	81, Jahan Dotson vs. Michigan State, 2020
Zero Punts in a Game:	Nevada, 2025
Multiple Interceptions:	2, Dominic DeLuca vs. SMU, 2024 %
90-Yard Interception Return:	99, Michael Mauti at Illinois, 2012
Interception Return For Touchdown:	49, Jahmir Joseph vs. Villanova, 2025
Five Interceptions in a Game (Team):	at Rutgers, 2014
Multiple Forced Fumbles:	2, Dani Dennis-Sutton vs. Nevada, 2025
Multiple Fumble Recoveries:	2, Curtis Jacobs vs. Iowa, 2023
Fumble Return For Touchdown (Defense):	2; 14 yards, Kobe King; 70 yards, Ji'Airy Brown; at Rutgers, 2022
Fumble Return For Touchdown (Special Teams):	14 yards, Nick Scott (forced by Irvin Charles) vs. Indiana, 2017
Blocked Field Goal:	Arnold Ebiketie vs. Indiana, 2021
Blocked Field Goal For Touchdown:	60 yards, Grant Haley (Marcus Allen block) vs. Ohio State, 2016
Blocked Extra Point:	Parker Cothren at Northwestern, 2015
Blocked Punt:	Dominic DeLuca vs. FIU, 2024
Two Blocked Punts:	Jonathan Sutherland vs. Idaho, 2019
Blocked Punt For Touchdown:	0 yards, Michael Yancich (Mike Hull block) vs. Ohio State, 2012
Safety:	Team (Forced fumble rolled through end zone), vs. Indiana, 2023
Two-Point Conversion Attempt:	Drew Allar to Trabor Peña (Pass successful), vs. Villanova, 2025
Two-Point Conversion:	Drew Allar to Trabor Peña (Pass successful), vs. Villanova, 2025
50-Yard Field Goal:	50, Alex Felkins vs. Indiana, 2023
Four Field Goals:	Ryan Barker vs. Nevada, 2025
Five Field Goals:	Collin Wagner vs. Temple, 2010

OPPONENT

100+ Yards Rushing:	104, Ashton Jeanty, Boise State, 2024 @
150+ Yards Rushing:	(177) Donovan Edwards/(172) Blake Corum, Michigan, 2022
200+ Yards Rushing:	223, Chase Brown, Illinois, 2021
30-34 Rushing Attempts:	30, Ashton Jeanty, Boise State, 2024 @
35+ Rushing Attempts:	44, Mike Hart, Michigan, 2007 (OR)
Three Touchdowns Rushing:	Trevor Siemian, Northwestern, 2014
Four Touchdowns Rushing:	Montee Ball, Wisconsin, 2011
50+ Yard Run:	75, Quinten Joyner, USC, 2024
60+ Yard Run:	75, Quinten Joyner, USC, 2024
70+ Yard Run:	75, Quinten Joyner, USC, 2024
Two Players Rush For 100 Yards:	(177) Donovan Edwards/(172) Blake Corum, Michigan, 2022
300+ Yards Passing:	304, Maddux Madsen, Boise State, 2024 @
400+ Yards Passing:	400, Brian Lewerke, Michigan State, 2017
500+ Yards Passing:	532, Case Keenum, Houston, 2011 (OR) *
25-29 Pass Completions:	25, Connor Bazelak, Bowling Green, 2024
30-44 Pass Completions:	30, Aidan O'Connell, at Purdue, 2022
45+ Pass Completions:	45, Case Keenum, Houston, 2011 (OR) *
30-39 Pass Attempts:	35, Maddux Madsen, Boise State, 2024 @
40-49 Pass Attempts:	40, Jaxson Dart, Ole Miss, 2023 &
50+ Pass Attempts:	57, Taulia Tagovailoa, at Maryland, 2021
60+ Pass Attempts:	60, Aidan O'Connell, at Purdue, 2022
Four Touchdown Passes:	4, Dillon Gabriel, Oregon, 2024
Five Touchdown Passes:	Sam Darnold, USC, 2016 ^
Four Interceptions Thrown:	Luke Altmyer, Illinois, 2023
Five Interceptions Thrown:	Gary Nova, Rutgers, 2014
300+ Yards Total Offense:	301 (304 P, -3 RUSH), Maddux Madsen, Boise State, 2024 @
400+ Yards Total Offense:	408 (379 P, 14 RUSH, 15 REC), Jaxson Dart, Ole Miss, 2023 &
500+ Yards Total Offense:	542 (532 P, 10 R), Case Keenum, Houston, 2011 (OR) *
100+ Yards Receiving:	105, Jaden Greathouse, Notre Dame !
150+ Yards Receiving:	181, Tez Johnson, Oregon, 2024
200+ Yards Receiving:	228, Patrick Edwards, Houston, 2011 *
10+ Receptions:	11, Tez Johnson, Oregon, 2024
50+ Yard Reception:	54, Jaden Greathouse, Notre Dame !
70+ Yard Reception:	90, DeQuee Carter from Brendan Sorsby, Indiana, 2023
80+ Yard Reception:	90, DeQuee Carter from Brendan Sorsby, Indiana, 2023
90+ Yard Reception:	90, DeQuee Carter from Brendan Sorsby, Indiana, 2023
Three Touchdown Receptions:	Deonta Burnett, USC, 2016 ^
Kickoff Return For Touchdown:	100, Darrynton Evans, Appalachian State, 2018
90-Yard Kickoff Return:	100, Darrynton Evans, Appalachian State, 2018
100-Yard Kickoff Return:	100, Darrynton Evans, Appalachian State, 2018
Punt Return For Touchdown:	58, Lynn Bowden Jr., Kentucky, 2018 +
70-Yard Punt Return:	75, Venric Mark, Northwestern, 2012
80-Yard Punt Return:	87, Willie Reid, Florida State, 2005 !
Multiple Interceptions:	2, J.T. Tuimoloua, Ohio State, 2022
Interception Return For Touchdown:	14, J.T. Tuimoloua, Ohio State, 2022
Fumble Return For Touchdown:	57, Jerron Cage, Ohio State, 2021
Blocked Punt:	Dominique Dafney, Iowa, 2018
Blocked Punt For Touchdown:	27, Larentee McCray, Florida, 2011 \$
Blocked Field Goal:	Jaylen Huskey, Maryland, 2024
Blocked Extra Point:	Jack Henderson at Minnesota, 2024
Safety:	2, Team (blocked punt, snap out of the end zone on punt), Iowa, 2018
Two Safeties:	Team (blocked punt, snap out of the end zone on punt), Iowa, 2018
Defensive Extra Point:	Ethan Robinson at Minnesota, 2024
50-Yard Field Goal:	50, Nathaniel Vagos, Wisconsin, 2024
Four Field Goals:	Noah Ruggles, Ohio State, 2021
Two-Point Conversion Attempt:	Justyn Martin (pass completed to Keegan Jones), UCLA, 2024
Two-Point Conversion:	Justyn Martin (pass completed to Keegan Jones), UCLA, 2024

# - Croke Park Classic (Dublin, Ireland) | ! - Orange Bowl | \$ - Outback Bowl | ^ - Rose Bowl | \* - TicketCity Bowl  
 @ - Fiesta Bowl | + - Citrus Bowl | ~ - Goodyear Cotton Bowl | & - Chick Fil A Peach Bowl  
 % - CFP First Round, Beaver Stadium

(SR) - School Record | (OR) - Opponent Record