

# 2025-26 Navy Men's Basketball

**Game** Navy (1-1 / 0-0 Patriot League) at Penn State (2-0 / 0-0 Big Ten)

**3**

**Tuesday, Nov. 11 | 6:30 p.m. | Bryce Jordan Center | University Park, Pa.**



## Schedule / Results

### November

Mon. 3	at Presbyterian	ESPN+ ®	W - 76-55
Fri. 7	# Yale	CBS SN ®	L - 97-68
Tue. 11	at Penn State	B10N ®	6:30 p.m.
Fri. 14	Washington (Md.)	ESPN+ ®	6 p.m.
Tue. 18	at North Carolina	ACCN ®	7 p.m.
Sat. 22	NJIT	ESPN+ ®	Noon
Wed. 26	& vs. Gardner-Webb	Flo ®	4 p.m.
Fri. 28	& at UNCW	Flo ®	3 p.m.
Sat. 29	& vs. SE Louisiana	Flo ®	Noon

### December

Wed. 3	at Delaware State	ESPN+ ®	7 p.m.
Sun. 7	Air Force	ESPN+ ®	Noon
Fri. 19	Coppin State	ESPN+ ®	5 p.m.
Sun. 21	Rosemont	ESPN+ ®	Noon
Wed. 31	• Boston U.	ESPN+ ®	1 p.m.

### January

Sat. 3	• at Holy Cross	ESPN+ ®	2 p.m.
Wed. 7	• Bucknell	ESPN+ ®	7 p.m.
Sat. 10	• Lafayette	ESPN+ ®	2 p.m.
Mon. 12	• at American	CBS SN ®	7 p.m.
Sat. 17	• at Lehigh	ESPN+ ®	2 p.m.
Wed. 21	• Holy Cross	ESPN+ ®	7 p.m.
Sat. 24	• Army	CBS SN ®	1:30 p.m.
Wed. 28	• at Boston U.	ESPN+ ®	7 p.m.
Sat. 31	• Loyola	ESPN+ ®	4 p.m.

### February

Wed. 4	• at Lafayette	ESPN+ ®	7 p.m.
Sat. 7	• American	ESPN+ ®	4 p.m.
Mon. 9	• at Bucknell	CBS SN ®	6 p.m.
Sat. 14	• at Colgate	ESPN+ ®	2 p.m.
Wed. 18	• Lehigh	ESPN+ ®	7 p.m.
Sat. 21	• at Army	CBS SN ®	1:30 p.m.
Wed. 25	• at Loyola	ESPN+ ®	7 p.m.
Sat. 28	• Colgate	TBA ®	4 p.m.

### March

Tue. 3	^ First Round	ESPN+ ®	TBA
Thu. 5	^ Quarterfinal	ESPN+ ®	TBA
Sun. 8	^ Semifinal	CBS SN ®	TBA
Wed. 11	^ Final	CBS SN ®	TBA

Home games listed in **bold** and played in Alumni Hall

All times Eastern Standard

# – Veterans Classic (Annapolis, Md.)

& – Live Oak Bank Holiday Classic (Wilmington, N.C.)

• – Patriot League Regular Season

^ – Patriot League Tournament (Sites TBD)

ACCN – ACC Network

B10N – Big 10 Network

CBS SN – CBS Sports Network

ESPN+ – Online

Flo – FloHoops.com

® – WNAV (AM-1430, FM-99.9, Audacy app,

www.iheart.com/live/999-wnav-9420)

! – WFED (AM-1500, FederalNewsNetwork.com)



**Video** Big Ten Network | Ryan Burr, Myles Dread

**Radio** WNAV | Matt Sabados

## Navy Midshipmen

**Overall W-L:** 1-1 (0-0 / 1-0 / 0-0)

**Patriot League W-L:** 0-0 (0-0 / 0-0 / 0-0)

**Last Game:** L - Yale, 97-68 / Nov. 7

**Next Game:** Washington (Md.) / Nov. 14

**Head Coach:** Jon Perry (East Tennessee State '04)

**W-L at Navy:** 1-1 (1st)

**W-L Overall:** 1-1 (1st)

**W-L vs. Penn State:** 0-0

### Last Game Starters

No.	Pos.	Name	Cl.	Ht.	Wt.	PPG	RPG	APG	Last Game	P	R	A
1	G	Austin Benigni	Sr.	5-11	171	12.5	2.5	4.5	14	1	4	
10	G	Jinwoo Kim	Jr.	6-3	195	11.5	5.0	1.5	16	4	0	
11	F	Donovan Draper	Sr.	6-6	207	8.0	6.0	2.5	8	9	2	
21	G	Jordan Pennick	Jr.	6-0	195	9.0	2.0	0.5	5	2	1	
99	C	Aidan Kehoe	Sr.	6-11	246	12.5	3.5	1.5	6	4	2	

## Penn State Nittany Lions

**Overall W-L:** 2-0 (1-0 / 1-0 / 0-0)

**Big Ten W-L:** 0-0 (0-0 / 0-0 / 0-0)

**Last Game:** W - New Haven, 87-43 / Nov. 8

**Next Game:** vs. La Salle / Nov. 15

**Head Coach:** Mike Rhoades (Lebanon Valley '95)

**W-L at Penn State:** 34-32 (3rd)

**W-L Overall:** 407-221 (22nd)

**W-L vs. Navy:** 0-0 at Penn State / 1-0 Overall

### Last Game Starters

No.	Pos.	Name	Cl.	Ht.	Wt.	PPG	RPG	APG	Last Game	P	R	A
4	G	Kayden Mingo	Fr.	6-3	195	15.5	5.5	4.0	16	6	6	
9	G	Melih Tunca	Fr.	6-5	195	13.5	3.0	4.0	8	2	2	
10	F	Josh Reed	Sr.	6-8	230	7.0	2.5	1.0	14	4	2	
11	G	Eli Rice	r-So.	6-8	230	8.0	2.5	0.5	6	0	1	
22	F	Sasa Ciani	Jr.	6-10	240	2.5	4.0	0.0	2	4	0	

## Series History

**Overall:** Navy leads, 30-27

**Last Game:** Navy, 103-50 / Dec. 4, 1985 (Annapolis, Md.)

**at Penn State:** Penn State leads, 10-3

**Last Game:** Penn State, 66-63 / Dec. 4, 1984



## Statistical Comparison

72.0 / 76.0	<b>Scoring - Off. / Def.</b>	81.5 / 55.5
.467 / .452	<b>FG Pct. - Off. / Def.</b>	.508 / .383
.310 / .319	<b>3-Pt. FG Pct. - Off. / Def.</b>	.372 / .192
4.5 / 7.5	<b>3-Pt. FGM / Game - Off. / Def.</b>	8.0 / 5.0
.712	<b>Free Throw Pct.</b>	.659
18.5 / 26.0	<b>Free Throws Made / Attempted</b>	13.5 / 20.5
31.5 / -2.5	<b>Rebounds / Rebound Margin</b>	37.5 / 6.5
8.0 / 23.5	<b>Offensive Rebounds / Defensive Rebounds</b>	9.5 / 26.0
13.0 / 13.5	<b>Assists / Turnovers</b>	15.0 / 6.5
1.0 / -1.0	<b>Assist-to Turnover Ratio / Turnover Margin</b>	2.3 / 6.5
8.0 / 3.0	<b>Steals / Blocks</b>	6.0 / 1.0

## Five Starting Notes

- Navy and Penn State met annually for 48-straight seasons from 1938-39 through 1985-86.
- Tuesday's game is the first between the teams in 40 seasons when David Robinson was a junior at Navy.
- Navy head coach Jon Perry was an assistant coach at Penn State for six seasons (2005-10).
- Ed DeChellis served as the head coach at both Penn State (2004-11) and at Navy (2012-25). He was named the coach of the year in both the Big Ten (2009) and Patriot League (2021 and 2022).
- Navy is playing a game at the home of the Big Ten Conference team for the second time since the start of the 21st Century.



Series History

Records

Overall	Navy, 30-27
at Navy	Navy, 27-17
Alumni Hall	0-0
at Penn State	Penn State, 10-3
Bryce Jordan Center	0-0
Neutral Site	0-0
First Game	Navy, 33-24 / 2-20-1915 (Annapolis, Md.)
Last Game	Navy, 103-50 / 12-4-1985 (Annapolis, Md.)

Game-by-Game Results

Date	Site	W / L	Score
2-20-1915	H	W	33-24
1-31-1925	H	L	37-39
2-13-1926	H	W	31-21
1-19-1929	H	L	25-39
1-28-1931	H	W	45-38
1-27-1934	H	W	43-24
2-16-1935	H	W	33-27
1-11-1936	H	W	36-30
2-13-1937	H	L	31-32
1-28-1939	H	W	38-19
1-20-1940	H	L	17-40
1-18-1941	H	L	20-23
2-4-1942	H	L	25-29
2-6-1943	H	L	21-33
2-5-1944	H	W	46-26
1-31-1945	H	W	60-27
2-6-1946	H	W	34-33
2-15-1947	H	W	58-43
2-20-1948	H	W	40-36
1-19-1949	H	W	55-47
2-11-1950	H	W	46-40
2-7-1951	H	L	41-44
1-30-1952	H	L	49-53
2-4-1953	H	W	77-53
1-16-1954	H	W	62-58
1-8-1955	A	L	64-84
2-1-1956	H	L	65-70
2-6-1957	H	W	53-48
1-28-1958	H	W	58-53
2-11-1959	H	W	68-58•
2-10-1960	H	W	87-71
2-4-1961	H	W	58-56
1-13-1962	A	W	79-67
2-9-1963	H	L	67-79
2-8-1964	H	L	63-83
2-6-1965	A	L	56-84
2-12-1966	H	L	59-66
2-11-1967	A	W	68-64
2-10-1968	H	W	65-64
2-8-1969	A	L	57-61
2-14-1970	H	L	71-79
2-13-1971	A	L	62-73
2-12-1972	H	L	59-68
2-10-1973	A	L	53-73
2-9-1974	H	W	52-33
2-8-1975	A	W	66-64
2-14-1976	H	W	83-81••
2-12-1977	A	L	64-77
2-11-1978	H	W	87-64
2-10-1979	A	L	40-43
2-9-1980	H	L	44-51
2-7-1981	A	L	51-67

Date	Site	W / L	Score
2-6-1982	H	L	54-62
2-5-1983	A	L	83-104
2-6-1984	H	W	100-69
12-4-1984	A	L	63-66
12-4-1985	H	W	103-50

Last Game

Navy 103, Penn State 50 Dec. 4, 1985; Annapolis, Md.														
Penn State	FG	3FG	FT	R	F	TP	A	T	B	S	M			
Hovasse	1-4	--	1-2	3	5	3	1	0	0	0	12			
Chrabcz	1-6	--	0-1	2	1	2	0	4	0	0	17			
Pollock	0-2	--	0-0	1	0	0	0	3	0	0	19			
Murphy	2-4	--	0-0	1	2	4	2	2	0	0	27			
Ward	3-6	--	0-0	2	4	6	2	5	0	1	29			
Collins	2-8	--	7-8	2	2	11	1	3	0	0	13			
Madison	0-0	--	1-2	0	0	1	0	0	0	1	4			
Jones	0-3	--	0-0	4	2	0	2	0	0	0	18			
Allen	3-9	--	1-4	6	1	7	1	0	0	4	7			
Blake	4-6	--	0-0	3	3	8	0	1	1	1	7			
Peapos	1-6	--	4-6	3	3	6	0	1	0	2	19			
Newcomer	1-3	--	0-0	1	5	2	0	2	1	0	14			
Appleman	0-0	--	0-0	1	0	0	0	2	0	0	3			
DeWitt	0-1	--	0-0	1	1	0	1	0	0	0	5			
Totals	18-58	--	14-23	33	29	50	10	23	2	9	200			

Navy	FG	3FG	FT	R	F	TP	A	T	B	S	M			
Butler	8-9	--	2-3	8	3	18	1	2	0	0	25			
Turner	0-0	--	0-2	4	1	0	0	1	1	1	20			
Robinson	9-13	--	3-5	17	2	23	0	3	8	0	21			
Wojcik	5-9	--	1-1	0	2	11	4	0	0	5	23			
Whitaker	4-9	--	2-2	1	1	10	4	1	0	2	20			
Liebert	2-5	--	5-6	5	1	9	0	0	0	0	11			
Rees	2-4	--	3-3	2	1	7	5	3	0	1	13			
Fenton	1-2	--	2-3	0	2	4	3	1	0	2	16			
Prather	0-0	--	0-0	0	0	0	1	1	1	0	6			
Wells	4-4	--	0-1	3	2	8	0	2	1	0	7			
Bailey	5-9	--	3-4	5	3	13	1	0	0	0	19			
Manherz	0-0	--	0-0	2	3	0	0	1	0	0	8			
Jones	0-3	--	0-1	0	0	0	1	1	0	0	7			
Gregory	1-2	--	0-0	0	0	2	0	0	0	0	2			
Totals	41-69	--	21-31	51	21	103	20	16	11	11	200			

	1	2	Tot
Penn State	16	34	50
Navy	52	51	103

Navy vs. Big Ten Conference

Opponent	W-L	Last
Illinois	0-0	—
Indiana	0-0	—
Iowa	0-2	1987-88
Maryland	28-32	2020-21
Michigan	1-1	1986-87
Michigan State	1-1	2014-15
Minnesota	1-2	1974-75
Nebraska	0-0	—
Northwestern	0-2	1988-89
Ohio State	1-1	2016-17
Oregon	0-1	2015-16
<b>Penn State</b>	<b>30-27</b>	<b>1985-86</b>
Purdue	0-0	—
Rutgers	18-9	1975-76
UCLA	0-0	—
USC	0-1	1951-52
Washington	1-1	1970-71
Wisconsin	0-2	1991-92
<b>Totals</b>	<b>81-82</b>	<b>—</b>

Penn State vs. Patriot League

Opponent	W-L	Last
American	15-1	2008-09
Army	24-17	2012-13
Boston U.	1-2	1983-84
Bucknell	79-26	2023-24
Colgate	52-24	2018-19
Holy Cross	1-1	1998-99
Lafayette	13-4	2022-23
Lehigh	32-11	2023-24
Loyola (Md.)	6-1	2022-23
<b>Navy</b>	<b>27-30</b>	<b>1985-86</b>
<b>Totals</b>	<b>250-117</b>	<b>—</b>



## Numerical Roster

No.	Name	Yr.	Pos.	Ht.*	Wt.	Hometown	High School
0	Nyles Howard	Jr.	G	6-3 / 6-4	191	Concord, N.C.	Carmel Christian
1	Austin Benigni	Sr.	G	5-10 / 5-11	171	The Woodlands, Texas	The Woodlands Christian Academy
2	Cam Cole	Jr.	G	6-1 / 6-2	173	Bristow, Va.	Highland School
3	Julian Gabbidon	Jr.	G	6-2 / 6-3	195	Harrisburg, Pa.	Trinity
5	Julien King	So.	G	6-1 / 6-2	199	Garner, N.C.	GRACE Christian
7	David Burnett	So.	G	6-3 / 6-4	200	Albany, Ga.	Buford
8	Sam Krist	Sr.	G	6-4 / 6-5	190	Rockford, Mich.	Rockford
9	Reiss Whitaker	Jr.	F	6-6 / 6-7	211	Haymarket, Va.	Highland School
10	Jinwoo Kim	Jr.	G	6-2 / 6-3	195	Overland Park, Kan.	Blue Valley Southwest
11	Donovan Draper	Sr.	F	6-5 / 6-6	207	West Palm Beach, Fla.	Forest Hill
14	Cam Cormany	Sr.	G	5-11 / 6-0	183	Radford, Va.	Radford
15	Davyn de Jongh	So.	G	6-0 / 6-1	170	New York, N.Y.	The Hotchkiss School
20	Matt Gaffney	Fr.	G	5-10 / 5-11	170	Wakefield, Mass.	Malden Catholic
21	Jordan Pennick	Jr.	G	5-11 / 6-0	195	Reisterstown, Md.	Archbishop Spalding
22	Colin Pollock	Fr.	F	6-7 / 6-8	215	Ashburn, Va.	St. Stephen & St. Agnes School
24	Steven McLeod	Fr.	G	6-0 / 6-1	181	Durham, N.C.	GRACE Christian
25	Jerry Ashley Jr.	Fr.	F	6-7 / 6-8	225	Cape Coral, Fla.	Bishop Verot
30	Mike Woods	Sr.	F	6-3 / 6-4	211	Upper Marlboro, Md.	Douglass
32	Jordan McConnell	Fr.	C	6-9 / 6-10	235	Hanover, N.H.	Phillips Exeter Academy
33	Tobi Raji	So.	F	6-6 / 6-7	214	Greenbelt, Md.	Eleanor Roosevelt
35	Luke Morgan	Fr.	F	6-7 / 6-8	200	Asheboro, N.C.	Wesleyan Christian
40	C.J. Kearns	Fr.	F	6-7 / 6-8	215	Rockledge, Fla.	Rockledge
42	Cooper Jackson	So.	F	6-6 / 6-7	228	Lewisville, N.C.	Reagan
77	Owen Gray	So.	F	6-8 / 6-9	226	Rockville, Va.	Steward School
99	Aidan Kehoe	Sr.	C	6-10 / 6-11	246	Montvale, N.J.	Pascack Hills

\*=True height / height with basketball shoes

## Coaching / Support Staff

**Head Coach** — Jon Perry (East Tennessee State '02), First Season as Head Coach / 13th Season at Navy

**Assistant Coach** — Brett Barron (DeSales '18), Third Season

**Assistant Coach** — Chase Coleman (Virginia '23), First Season

**Assistant Coach** — Zack Curran (Virginia Tech '16), First Season

**Assistant Coach** — Jordan Lyons (Furman '20), Third Season

**Assistant Coach** — Scott Wagers (Tenn. Wesleyan '91), First Season

**Athletic Trainer** — Josh Evans (Delaware '15), Sixth Season

**Equipment Manager** — Shari Podd (Baldwin-Wallace '15), 10th Season

**Strength & Conditioning Coach** — Bryan Fitzpatrick (Towson '05), 14th Season

**Faculty Representative** — Lt. Cmdr. Steve Moffitt, USN

**Officer Representative** — Capt. Jaja Marshall, USN

## Pronunciations

Austin Benigni BUH - knee - knee (rhymes with "panini")

Cam Cormany CORE - muh - knee

Davyn de Jong DAV - vin (rhymes with "ave") duh - YONG (rhymes with "long")

Julian Gabbidon GAB - buh - don

Aidan Kehoe KEY - hoe

Jinwoo Kim GEE - knew (rhymes with "lee")



Broadcast Speed Chart

0	Nyles Howard							
	Jr. • G • 6-4 • 191							
	GP	M/G	P/G	R/G	A/G	B/G	S/G	
	2025-26	2	4.6	3.0	1.0	1.0	0.0	0.0
Career	21	8.7	1.9	1.4	0.3	0.2	0.3	
•								

10	Jinwoo Kim							
	Jr. • G • 6-3 • 195							
	GP	M/G	P/G	R/G	A/G	B/G	S/G	
	2025-26	2	32.6	11.5	50	1.5	10.5	1.0
Career	41	25.1	6.5	2.2	1.0	0.1	0.5	
• 7 points, 6 rebounds, 3 assists at Presbyterian.								
• Career-high 16 points vs. Yale.								

30	Mike Woods							
	Sr. • F • 6-4 • 211							
	GP	M/G	P/G	R/G	A/G	B/G	S/G	
	2025-26	2	16.6	6.5	6.0	1.0	0.0	0.0
Career	81	14.9	4.4	3.0	0.9	0.2	0.8	
•								

1	Austin Benigni							
Sr. • G • 5-11 • 171								
GP	M/G	P/G	R/G	A/G	B/G	S/G		
2025-26	2	34.6	12.5	2.5	4.5	0.0	3.0	
Career	98	28.9	13.6	2.7	3.5	0.1	0.8	
• 11 points, 5 assists, 4 rebounds at Presbyterian.								
11	Donovan Draper							
Sr. • F • 6-6 • 207								
GP	M/G	P/G	R/G	A/G	B/G	S/G		
2025-26	2	27.3	8.0	6.0	2.5	1.0	2.0	
Career	67	27.9	8.9	8.6	1.8	0.7	1.7	
• 8 points, 9 rebounds vs. Yale.								
42	Cooper Jackson							
So. • F • 6-7 • 228								
GP	M/G	P/G	R/G	A/G	B/G	S/G		
2025-26	2	1.9	1.0	0.5	0.0	0.0	0.0	
Career	5	3.3	0.6	0.4	0.2	0.0	0.2	
•								
2	Cam Cole							
Jr. • G • 6-2 • 173								
GP	M/G	P/G	R/G	A/G	B/G	S/G		
2025-26	2	9.4	5.0	1.0	0.0	0.0	1.5	
Career	46	7.5	2.0	0.7	0.3	0.1	0.5	
•								
14	Cam Cormany							
Sr. • G • 6-0 • 183								
GP	M/G	P/G	R/G	A/G	B/G	S/G		
2025-26	1	1.9	0.0	0.0	0.0	0.0	0.0	
Career	5	2.3	0.2	0.2	0.2	0.0	0.2	
77	Owen Gray							
So. • F • 6-9 • 226								
GP	M/G	P/G	R/G	A/G	B/G	S/G		
2025-26								
Career	1	0.8	0.0	1.0	0.0	1.0	0.0	
•								
3	Julian Gabbidon							
Jr. • G • 6-3 • 195								
GP	M/G	P/G	R/G	A/G	B/G	S/G		
2025-26								
Career	1	0.8	2.0	0.0	0.0	0.0	0.0	
•								
20	Matt Gaffney							
Fr. • G • 5-11 • 170								
GP	M/G	P/G	R/G	A/G	B/G	S/G		
2025-26	1	0.9	0.0	0.0	0.0	0.0	0.0	
•								
99	Aidan Kehoe							
Sr. • C • 6-11 • 246								
GP	M/G	P/G	R/G	A/G	B/G	S/G		
2025-26	2	28.7	12.5	3.5	1.5	0.5	0.0	
Career	68	20.4	6.0	5.8	1.1	0.8	0.6	
• 19 points, 9-11 shooting at Presbyterian.								
7	David Burnett							
So. • G • 6-4 • 200								
GP	M/G	P/G	R/G	A/G	B/G	S/G		
2025-26	2	14.2	3.0	1.5	0.5	0.5	0.5	
Career	6	9.8	2.2	1.2	0.3	0.3	0.1	
•								
21	Jordan Pennick							
Jr. • G • 6-0 • 195								
GP	M/G	P/G	R/G	A/G	B/G	S/G		
2025-26	2	27.5	9.0	2.0	0.5	0.5	0.0	
Career	59	22.5	7.8	2.6	0.9	0.1	0.3	
• 13 points at Presbyterian.								
8	Sam Krist							
Sr. • G • 6-5 • 190								
GP	M/G	P/G	R/G	A/G	B/G	S/G		
2025-26	1	0.6	0.0	0.0	0.0	0.0	0.0	
Career	16	7.7	3.2	0.7	0.2	0.1	0.3	
•								
25	Jerry Ashley Jr.							
Fr. • F • 6-8 • 225								
GP	M/G	P/G	R/G	A/G	B/G	S/G		
2025-26	1	2.0	0.0	0.0	0.0	0.0	0.0	



Game Notes

Game Information

- Navy takes to the road Tuesday night when the Mids play at Penn State in a 6:30 p.m. game that will be televised on the Big Ten Network.
- Ryan Burr and Myles Dread will call the game on the telecast.
- Locally, WNAV will carry the game with Matt Sabados serving as the announcer.

Perry Has Successful Debut as Head Coach

- Jon Perry entered the 2025-26 season having been part of 366 Navy games in his 12 years as an assistant coach to Ed DeChellis. Navy's Nov. 3, 2025, game at Presbyterian marked his first as the head coach of the Mids.
- Navy posted a 76-55 victory in Perry's debut as the head coach.
- Navy compiled an 82-64 overall record and a 53-32 mark against Patriot League foes over the last five years and put together a winning record against league opponents in six of the last nine years (80-67 record in league games during this span).
- The Mids reached the championship game of the 2022 and '25 Patriot League Tournaments after they won their division in 2021, placed second in the league in 2022, tied for second in 2023 and tied for third in 2025.
- Additionally, the 2024-25 season was Perry's 23rd of either playing for or coaching alongside DeChellis.
- Perry was named the 20th head coach of the program on April 2, 2025.
- Over the last 100 seasons, Navy head coaches have posted a 7-4 record in their debut game.

Opening Game Results for Recent Head Coaches

1925-26	Herb Underwood	W	at Columbia, 30-29
1926-27	John Wilson	W	McDaniel, 30-15
1946-47	Ben Carnevale	W	Hampden-Sydney, 71-40
1966-67	Dave Smalley	W	Baltimore U., 65-59
1976-77	Bob Hamilton	L	at Richmond, 56-49
1980-81	Paul Evans	L	at Maryland, 86-64
1987-88	Pete Herrmann	W	at Mount St. Mary's, 80-75
1992-93	Don DeVoe	L	at St. Bonaventure, 83-74
2004-05	Billy Lange	L	at UMBC, 67-60
2011-12	Ed DeChellis	W	Longwood, 78-70
2025-26	Jon Perry	W	at Presbyterian, 76-55

Perry at Penn State

- Jon Perry was on the Penn State coaching staff of Ed DeChellis for six seasons. The Nittany Lions won the 2009 NIT to highlight his stint at the school.

Penn State Year-by-Year with Perry

Year	Overall	Big Ten
2004-05	7-23	1-15
2005-06	15-15	6-10
2006-07	11-19	2-14
2007-08	15-16	7-11
2008-09	27-11	10-8
2009-10	11-20	3-15

Staff Roles

- Jon Perry's staff has the following responsibilities:
  - \* Brett Barron (3rd season) - Director of Scouting
  - \* Chase Coleman (1st season) - Director of Player Development and Operations
  - \* Zack Curran (1st season) - Recruiting Coordinator
  - \* Jordan Lyons (3rd season) - Offensive Coordinator
  - \* Scott Wagers (1st season) - Defensive Coordinator

DeChellis Staying Busy

- Ed DeChellis retired following the conclusion of the 2024-25 season. He had spent the last 14 seasons as the head coach of the Mids after he previously served as the head coach at East Tennessee State (1996-97 to 2002-03) and Penn State (2003-04 to 2010-11).
- DeChellis was named to the NABC Tournament Advisory Committee, a group of former men's basketball coaches who will provide season-long feedback to the NCAA Tournament Selection Committee.
- Fellow members of the committee are Scott Davenport, Fran Dunphy, Jeff Jones, Phil Martelli, Norm Roberts, Tubby Smith and Gary Waters.

About the 2025-26 Navy Team

- Navy returns from the 2024-25 season:
  - \* all 5 starters
  - \* 14 of 19 letter winners
  - \* 18 of 26 players
- Navy leads the NCAA with 86.6 percent of its scoring back from last year.

Most Returning Scoring – NCAA

1. Navy – 86.6%
2. Purdue – 79.6%
3. VMI – 78.5%
4. Harvard – 77.2%
5. Boston U. – 73.6%

- Navy is one of nine teams in the country that returns at least 65 percent of its points, rebounds and assists from last season.

Teams Returning 65% of Points, Rebounds, Assists

Team	Points	Rebounds	Assists
Boston U.	73.6%	74.3%	71.1%
Columbia	68.4%	73.0%	67.4%
Detroit Mercy	68.9%	66.5%	68.3%
Harvard	77.2%	81.9%	69.7%
Miami (Ohio)	66.4%	73.3%	69.3%
Navy	86.6%	87.7%	89.4%
Purdue	79.6%	67.4%	89.7%
Siena	68.1%	65.4%	69.0%
VMI	78.5%	79.7%	84.8%

Navy Atop Preseason Polls

- The Mids placed first in the 2025-26 Patriot League Preseason Poll of head coaches.

2025-26 Preseason Patriot League Poll - Men

1. Navy, 79 points (7 first-place votes)
2. Boston U., 73 (2)
3. Colgate, 64 (1)
4. American, 47
5. Bucknell, 44
6. Loyola, 39
7. Lafayette, 36
8. Lehigh, 30
9. Holy Cross, 23
10. Army West Point, 15

- Additionally, senior guard Austin Benigni was named the Patriot League's Preseason Player of the Year.

2025-26 Preseason All-Patriot League Team - Men

Greg Jones, American, Jr., G
Kyrone Alexander, Boston University, Jr., G
Jalen Cox, Colgate, Jr., G
Jacob Theodosiou, Loyola Maryland, Jr., G
Austin Benigni, Navy, Sr., G (Player of the Year)

- Not to be outdone, the Navy women's team also placed first in the preseason poll and junior guard Zanai Barnett-Gay was named the preseason player of the year.

2025-26 Preseason Patriot League Poll - Women

1. Navy, 71 points (2 first-place votes)
2. Army, 68 (2)
3. Loyola, 63 (3)
4. Holy Cross, 60 (2)
5. Lehigh, 57 (1)
6. Colgate, 34
7. Bucknell, 33
8. Boston U., 32
9. Lafayette, 21
10. American, 11

2025-26 Preseason All-Patriot League Team - Women

Fiona Hastick, Army, Jr., G/F
Anne Bair, Colgate, Sr., G
Kaitlyn Flanagan, Holy Cross, Sr., G
Lex Therien, Loyola, Gr., F
Zanai Barnett-Gay, Navy, Jr., G (Player of the Year)

Penn State Preview

- Penn State compiled an overall record of 16-15 last season and placed 17th in the 18-team Big Ten Conference with a 6-14 record.
- The Nittany Lions have posted a pair of victories on the young season, winning a 76-68 decision at home over Fairfield and then recording an 87-43 victory at New Haven.

Series Notes

- The first Navy vs. Penn State game was played Feb. 20, 1915, in Annapolis. The Mids registered a 33-24 victory in that inaugural meeting.
- At the time of the game, Woodrow Wilson was in his first term as the President of the United States, the average price for a gallon of gas was 21 cents, a gallon of milk cost 35 cents and the movie, *The Birth of a Nation*, which would gross \$10 million that year, was just released.
- Navy holds a 30-27 lead in the all-time series, but Penn State has posted a 10-3 record in games played in University Park, Pa.
- The teams met annually for 48-straight seasons (1938-39 through 1985-86) and faced each other 52 times in 53 seasons (missing 1937-38) starting with the 1933-34 campaign and ending in 1985-86.
- The last game in the series saw Navy defeat Penn State, 103-50, in Annapolis on Dec. 4, 1985. David Robinson totaled 23 points, 17 rebounds and 8 blocks in just 21 minutes of playing time for the Mids in the game. That was Robinson's junior season at Navy, a year which culminated with the Mids advancing to the Elite Eight round of the NCAA Tournament.
- Navy last visited Penn State on Dec. 4, 1984. The Nittany Lions won a 66-63 decision in that game.





Game Notes

Navy vs. the Big Ten Conference

- The last time Navy played a Big Ten Conference team was when the Mids played at Maryland during the 2020-21 COVID season.
- Navy played host to Big Ten teams Maryland (2018-19), Ohio State (2016-17) and Michigan State (2014-15) during the Veterans Classic.
- Prior to those recent games, the last time Navy played a game against a Big Ten team when they were a member of the conference was on Jan. 3, 1989, when Navy played at Northwestern (Navy played Oregon in 2016-17 when the Ducks were in the Pac 12).

On This Date

- Navy has posted a 2-6 record in games played on Nov. 11.

Year	Opponent	W/L	Score
2006	at St. John's, N.Y.	L	72-49
2007	at Drexel	L	86-70
2011	at Longwood	W	78-70
2012	Siena	L	54-49/OT
2013	at Saint Francis U.	L	60-57
2016	Ohio State	L	78-68
2018	Maryland	L	78-57
2022	Princeton	W	74-73

Against This State

- Navy has posted a 394-271 record against teams located in Pennsylvania.

In This State

- Navy has tallied a 79-114 record in games played in Pennsylvania.

W-L	City
0-1	Allentown
25-16	Bethlehem
18-22	Easton
1-1	Erie
3-1	Gettysburg
10-32	Lewisburg
0-2	Loretto
15-53	Philadelphia
4-3	Pittsburgh
3-10	University Park
0-2	Villanova

Navy vs. Big Ten on the Road

- Navy has posted an 11-34 record against current Big Ten teams when the game was played on the road.

Opponent	W-L	Last
Illinois	0-0	—
Indiana	0-0	—
Iowa	0-2	1987-88
Maryland	1-12	2020-21
Michigan	1-0	1924-25
Michigan State	1-0	1986-87
Minnesota	1-2	1974-75
Nebraska	0-0	—
Northwestern	0-2	1988-89
Ohio State	0-0	—
Oregon	0-1	—
Penn State	3-10	1984-85
Purdue	0-0	—
Rutgers	4-5	1975-76
UCLA	0-0	—
USC	0-0	—

Opponent	W-L	Last
Washington	0-0	—
Wisconsin	0-0	—
Totals	11-34	—

Penn State vs. Patriot League at Home

- Penn State has posted a 152-29 record in home games played against current teams in the Patriot League.

Opponent	W-L	Last
American	7-1	2008-09
Army	11-3	2012-13
Boston U.	1-1	1982-83
Bucknell	60-8	2023-24
Colgate	28-9	2018-19
Holy Cross	0-0	—
Lafayette	8-2	2022-23
Lehigh	22-1	2023-24
Loyola	5-1	2022-23
Navy	10-3	1984-85
Totals	152-29	—

Navy vs. 2025 NCAA Tournament Teams

- The Mids will play games this season against 2025 NCAA Tournament teams Yale, North Carolina and UNCW.
- This is just the third time since Navy joined the Patriot League in 1991-92 in which it will play as many as three non-league games against teams that appeared in the previous year's NCAA Tournament (2006-07, 2021-22).

Seasons with 3 or More Non-League Games vs. Opponents that Made the Previous Year's NCAA Tournament (since 1991-92)

Season	Opponent	W-L
2006-07	at Villanova	Elite 8 L, 70-61
	Penn	First Round L, 79-58
	at Georgetown	Sweet 16 L, 65-44
2021-22	at Virginia	First Round W, 66-58
	Virginia Tech	First Round L, 77-57
	at Mount St. Mary's	First Four W, 67-40
2025-26	Yale	First Round L, 97-68
	at North Carolina	First Round Nov. 18
	at UNCW	First Round Nov. 28

Veterans Classic

- Nov. 7 saw Navy play host to the 12th playing of the Veterans Classic.
- This year's games had Tulsa defeating Rhode Island, 82-65, and Yale beating Navy, 97-68.
- Traditionally held on or around the Veterans Day holiday weekend, the event pays tribute to veterans of all our armed forces.
- The three visiting teams immerse themselves in the USNA on Thursday through tours of ship simulators, helicopters, and ships. They then eat lunch in King Hall with members of the Brigade of Midshipmen.
- Veterans of all service branches are honored during the course of the doubleheader.

A Look Back

- Yale, which has won four of the last five Ivy League titles and is picked to win the league again this year, posted a 97-68 victory over Navy on Nov. 7 in Annapolis.
- Navy held an early 18-9 lead before Yale went 5-5 from three-point range on its next six possessions to take a 24-22 lead. The Bulldogs would end the half with 10 three-point baskets and held the Mids without a made field goal for the final 7:30 of the frame to take a 46-31 lead at the break.
- Navy scored the opening basket of the second half, but Yale was 7-7 from the field on its next seven possessions to take control of the game.
- Jinwoo Kim scored a career-best 16 points in the game for the Mids.

A Look Ahead

- Navy will be back in Alumni Hall Friday when it plays host to Washington (Md.) in a 6 p.m. game.

Lots of TV Time

- Navy has been selected to appear on the CBS Sports Network a minimum of five times during the regular season.
- The Mids will appear on the network Nov. 7 against Yale, Jan. 12 at American, Feb. 9 at Bucknell and both games against Army (Jan. 24 in Annapolis and Feb. 21 at West Point).
- Navy's Feb. 28 home game against Colgate also could be chosen to be televised by the network.
- Navy previously played five regular season games on the network during the 2020-21 and 2021-22 campaigns. Including postseason games, the Mids were on the CBS Sports Network seven times during the 2021-22 season and five times during the 2016-27, 2018-19 and 2024-25 seasons.
- The Mids enter the season having appeared on the network 70 times since its inception as College Sports Television (CSTV) in 2004-05.
- Also, Navy's Veterans Day game at Penn State will be aired on the Big Ten Network in what will be the second time (Nov. 27, 2020, at Maryland) in which the Mids appear on the network since it was launched in the fall of 2007.
- Additionally, the team's Nov. 18 game at North Carolina (7 p.m.) will be carried by the ACC Network. Navy's two previous appearances on the network — which began during the fall of 2019 — were during the 2021-22 season when the Mids won a 66-58 game at Virginia and played at Louisville.

Happy Anniversary

- The 2025-26 season marks 40 years since the 1985-86 Mids advanced to the Elite Eight round of the NCAA Tournament.
- Behind then-junior David Robinson, Navy compiled a 30-5 overall record and defeated Tulsa, Syracuse and Cleveland State in the NCAA Tournament before falling to Duke in the regional final.
- Robinson was the Colonial Athletic Association Player of the Year and earned multiple All-America accolades. He averaged 22.8 points, 13.0 rebounds and 5.9 blocks per game. He recorded 207 blocks on the year, which bettered every team in the country except for the 213 by eventual national champion Louisville.
- The 30 victories remains a service academy record.



Game Notes

Woods to Captain Mids

- Mike Woods will serve as the captain of the men's basketball team for the 2025-26 season.

Service Assignments Announced Soon

- Seniors at the USNA will learn of their service assignment in either the Navy or Marine Corps over lunch on Thursday, Nov. 20.

Home in Alumni Hall

- Alumni Hall has been home to the Navy basketball teams since the 1991-92 season.
- The Mids have compiled an overall record of 289-190 record in the facility.
- There have been 61 future NBA players to play in Alumni Hall since it opened.
- The court was christened Dave Smalley Court during the 2005-06 season.
- Smalley was associated with Navy athletics for over 50 years as a player, coach, physical education instructor and administrator.
- The 1957 graduate of the USNA scored 856 points during his three varsity seasons. He also played on the Navy baseball team before he served five years as an officer in the Marine Corps.
- Smalley later served as an assistant coach for the men's team for four years before becoming the head coach beginning with the 1966-67 season. He stayed in that role until becoming the first Navy women's basketball coach in the summer of 1976.

Navy Good Again on the Offensive Boards

- Navy has been very good over the last number of years at winning the offensive rebound margin.
- The Mids are +1,047 in offensive rebounding margin over the last 12 seasons.

Offensive Rebound Margin

Year	Margin
2014-15	+20
2015-16	+167
2016-17	+179
2017-18	+129
2018-19	+92
2019-20	+112
2020-21	+62
2021-22	+118
2022-23	+20
2023-24	+77
2024-25	+77
2025-26	-6
Totals	+1,047

Navy's Offensive Rebound Rankings in Patriot League

Year	All Games	PL Games
2014-15	9.4 / 6	11.5 / 2
2015-16	11.2 / 2	10.4 / 3
2016-17	13.3 / 1	13.1 / 1
2017-18	10.8 / 1	10.4 / 2
2018-19	11.7 / 1	12.0 / 1
2019-20	12.0 / 1	12.2 / 1
2020-21	11.3 / 1	12.2 / 1
2021-22	12.0 / 1	12.2 / 1
2022-23	10.0 / 2	10.1 / 1
2023-24	12.5 / 1	12.2 / 1
2024-25	11.3 / 1	10.5 / 1

Second-Chance Points

- Navy has regularly turned those second-chance opportunities into points.

Second-Chance Points Scored Totals

Year	Navy	Opponents	Margin
2014-15	296	265	+31
2015-16	356	264	+92
2016-17	339	216	+123
2017-18	346	189	+157
2018-19	326	240	+86
2019-20	340	241	+99
2020-21	212	149	+63
2021-22	347	225	+122
2022-23	272	246	+26
2023-24	360	289	+71
2024-25	365	291	+74
2025-26	17	23	-6
Totals	3,576	2,638	+938

Games with More Second Chance Points

Year	Navy	Opp	Tied
2020-21	14	4	0
2021-22	21	9	2
2022-23	16	14	1
2023-24	18	13	0
2024-25	20	14	0
2025-26	1	1	0
Totals	90	55	3

Second-Chance Points Scored by Current Mids

Player	'22-23	'23-24	'24-25	'25-26	Total
Austin Benigni	12	50	59	0	121
Cam Cole	-	5	10	0	15
Cam Cormany	0	1	0	0	1
Donovan Draper	-	73	54	3	130
Aidan Kehoe	4	18	93	4	119
Jinwoo Kim	-	3	34	4	41
Sam Krist	0	0	14	0	14
Nyles Howard	-	3	0	0	3
Jordan Pennick	-	18	50	0	68
Mike Woods	19	51	22	6	98

Three-Point Plays

- Austin Benigni and Donovan Draper lead the team for the most career three-point play opportunities.

2025-26 Three-Point Plays

Player	3-Pt. Play Opp.	Converted
Jinwoo Kim	2	1
Austin Benigni	1	1
Jordan Pennick	1	1
Donovan Draper	1	0

Career Three-Point Plays

Player	3-Pt. Play Opp.	Converted
Austin Benigni	43	38
Donovan Draper	24	18
Mike Woods	9	6
Aidan Kehoe	8	4
Jordan Pennick	8	4
Jinwoo Kim	3	1
Sam Krist	1	1

- Benigni has had at least one three-point play opportunity in 32 career games, as well as in 27 of the 67 games since the start of his sophomore year.

Benigni's Games with a 3-Point Play Opportunity

2022-23	5 of 31 (2 games with 2)
2023-24	12 of 31 (4 games with 2, 1 game with 3)
2024-25	14 of 34 (3 games with 2)
2025-26	1 of 2
Totals	32 of 98

500-Point Seasons

- Austin Benigni scored 526 points during his 2023-24 sophomore season and 638 points in 2024-25 as a junior.
- He is the fourth Mid to have scored 500 points in multiple seasons.

Multiple 500-point Seasons at Navy

3	David Robinson - 1985, 1986, 1987
2	Vernon Butler - 1985, 1986
2	Greg Sprink - 2007, 2008
2	Austin Benigni - 2024, 2025

- His 638 points a year ago ranks among the most by a Mid for a season.

Most Points in Season at Navy

Rnk.	Pts.	Player, Year
1.	903	David Robinson, 1987
2.	796	David Robinson, 1986
3.	756	David Robinson, 1985
4.	653	Greg Sprink, 2008
5.	638	Austin Benigni, 2025

Benigni Scores 1,000th Point

- Austin Benigni became the 27th Mid to score 1,000 career points during Navy's Jan. 18, 2025, game at Bucknell.
- He reached the milestone in his 81st career game. That ranks him 12th for the fewest games needed to score 1,000 points.
- Benigni is in 17th place for the most career points by a Mid with 1,322 points.

Navy Career Scoring List

1.	2,669	David Robinson, 1984-87
13.	1,366	Eddie Reddick, 1988-91
14.	1,346	Jordan Sugars, 2009-12
T15.	1,344	Don Lange, 1952-54
T15	1,344	Shawn Anderson, 2015-18
17.	1,336	Austin Benigni, 2023-pres.

At the FT Line – Austin Benigni / 2024-25

- Austin Benigni ranked fifth in the NCAA for the most free throws made during the 2024-25 season with 220.
- He also ranked fifth nationally with 255 free throws attempted.
- Additionally, his free throw percentage of 86.3 percent ranked first in the league and 56th nationally.
- Benigni set the Navy record for the most foul shots made in a season.

Most Free Throws Made in a Season at Navy

Rnk.	FTM	Player, Year
1.	220	Austin Benigni, 2025
2.	208	David Robinson, 1986
3.	203	David Robinson, 1987

- He ranks among the Navy leaders for the foul shots made in a career, as well as for the most by a service academy player.



Game Notes

Most Free Throws Made in a Career at Navy

Rnk.	FTM	Player, Year
1.	605	David Robinson, 1984-87
2.	568	Vernon Butler, 1983-86
3.	491	Rob Romaine, 1981-84
4.	466	Greg Sprink, 2005-08
5.	455	Austin Benigni, 2023-pres.

Career Free Throws Made - Service Academy Players

1.	650	Kevin Houston, Army, 1984-87
2.	605	David Robinson, Navy, 1984-87
3.	568	Vernon Butler, Navy, 1983-86
4.	529	Otis Jones, Air Force, 1992-95
4.	520	Randy Cozzens, Army, 1982-85
6.	491	Rob Romaine, Navy, 1981-84
7.	482	Mark Lueking, Army, 1993-96
7.	466	Greg Sprink, Navy, 2005-08
9.	450	Bob Beckel, Air Force, 1957-59
10.	455	Austin Benigni, Navy, 2023-pres.

- He also ranks among the Navy leaders for most foul shots attempted in a season.

Most Free Throws Made in a Season at Navy

Rnk.	FTM	Player, Year
1.	331	David Robinson, 1986
2.	317	David Robinson, 1987
3.	256	John Clune, 1954
4.	255	Austin Benigni, 2025

Benigni's FTA Totals by Game

FTA	'22-23	'23-24	'24-25	'25-26	Totals
0	12	0	0	0	12
1-5	17	13	15	0	45
6-10	2	13	11	2	28
11-15	0	4	6	0	9
16+	0	1	2	0	3

- Benigni ranks among the Navy leaders for career free throw percentage.

Highest Career Free Throw Pct. at Navy

Rnk.	FT%	Player, Years
1.	.856	John Tolmie, 1967-69
2.	.854	Austin Benigni, 2023-pres.
3.	.848	Chris Harris, 2007-10

Benigni Leading in Points and Assists

- Austin Benigni typically has led the Mids in either points or assists — and occasionally both — in a game since the start of the 2023-24 season.

Gms. in Which Benigni Led / Shared the Navy Lead in:

Year	Points	Assists	Points and Assists
2023-24	20	20	14
2024-25	23	27	19
2025-26	0	2	0
Totals	43	49	33

- Benigni has totaled both 10 or more points and 5 or more assists in 23 career games.

Benigni's Games with ...

Year	10+ Points	5+ Assists	10+ Pts. & 5+ Asts.
2023-23	3	5	1
2023-24	27	10	9
2024-25	31	15	12
2025-26	1	1	1
Totals	62	31	23

- Benigni became the third Mid to lead the team in total points and assists in multiple seasons since assists began being tracked with the 1972-73 season.

Mids to Lead in Points and Assists in Multiple Seasons

Jason Jeanpierre - 2002, 2003
Cam Davis - 2020, 2021
Austin Benigni - 2024, 2025

- Benigni is the eighth Mid with 1,000 points and 300 assists in a career.

Mids with 1,000 Points and 300 Assists / Career

Player, Years	Points	Assists
Rob Romaine, 1981-84	1,394	523
Kylor Whitaker, 1983-86	1,273	453
Cliff Rees, 1985-87	1,189	389
Erik Harris, 1988-91	1,239	472
Kaleo Kina, 2006-09	1,528	392
Tilman Dunbar, 2013-16	1,094	434
Shawn Anderson, 2015-18	1,344	314
Austin Benigni, 2023-pres.	1,336	343

- He ranks among the Navy leaders for career assists.

Most Career Assists (since 1971-72)

1.	714	Doug Wojcik, 1985-87
11.	379	Victor Mickel, 1991-94
12.	351	Hasan Abdullah, 2016-19
13.	343	Austin Benigni, 2023-pres.

Draper's Steals and Rebounds

- Donovan Draper spent the 2021-22 academic year as a football player at the Naval Academy Prep School. He then was wide receiver at Navy on the 2022-23 team.
- Draper, who was an all-county basketball player in high school, joined the Navy basketball team in the spring of 2023.
- After going 994 days between his last high school basketball game and first as a Mid, he made an immediate impact as he ranked among the Patriot League and NCAA leaders in multiple statistical categories (steals, offensive rebounds, total rebounds).

Draper's Steal Totals by Game

	0	1	2	3	4	5
2023-24	4	13	4	5	2	3
2024-25	6	13	9	3	2	0
2025-26	1	0	0	0	1	0
Totals	11	26	13	8	5	3

- He ranks among the Navy career leaders in steals and steals per game.

Highest Career Steals / Game (since 1982-83)

Rnk.	Pts.	Player, Years
1.	1.93	Skip Victor, 1996-99
2.	1.88	Chris Williams, 1998-01
3.	1.81	Corey Johnson, 2005-07
4.	1.79	Hasan Abdullah, 2016-19
5.	1.77	J.J. Avila, 2011-12
6.	1.74	Brian Walker, 1994-97
7.	1.72	Donovan Draper, 2024-pres.

Navy Career Steals List (since 1982-83)

1.	209	Chris Williams, 1998-01 (111 games)
12.	123	Erik Harris, 1988-91, (111)
13.	122	Brandon Venturini, 2012-15 (114)
14.	119	Greg Sprink, 2005-08 (112)
15.	118	Jordan Sugars, 2009-12 (116)
16.	115	Donovan Draper, 2024-pres. (66)

- Navy has scored on 91 of the 175 possessions (52.0%) in which Draper has grabbed an offensive rebound.

Scoring Poss. with an Off. Reb. by Donovan Draper

Year	Off. Reb. Poss.	Scoring Poss.	Points
2023-24	90	47	104
2024-25	85	44	96
2025-26	4	1	3
Totals	179	92	199

- Draper ranks among the Navy leaders for the most career offensive rebounds and the highest career offensive rebounding average.

Most Career Offensive Rebounds (since 1986-87)

1.	331	Eddie Reddick, 1988-91
10.	189	Cjris Williams, 1999-01
	189	Jordan Sugars, 2009-12
12.	185	Sitapha Savane, 1998-00
	185	Matt Fannin, 2003-06
14.	183	Donovan Draper, 2024-pres.

Highest Career OR/G Average (since 1986-87)

Rnk.	OR/G	Player, Years	OR / G
1.	2.98	Eddie Reddick, 1988-91	255 / 101
2.	2.73	Donovan Draper, 2023-pres.	183 / 67
3.	2.53	Hassan Booker, 1995-98	331 / 111

Draper's Offensive Rebound Totals by Game

	0	1	2	3	4	5	6	7
2023-24	3	3	7	5	6	4	3	0
2024-25	2	7	11	8	1	1	2	1
2025-26	1	0	0	0	1	0	0	0
Totals	6	10	18	3	8	5	5	1

- Donovan Draper is the second Mid to have totaled over 500 points and 500 rebounds in their first two seasons with the team.

Mids with 500 Pts. & 500 Rebs. in First 2 Seasons

Vernon Butler – 1983 to 1984
Donovan Draper – 2024 to 2025

- He is one of five Mids have posted 500 points and 500 rebounds by the end of their junior season.

Mids with 500 Pts. & 500 Rebs. through Jr. Year

Kevin Sinnett – 1976 to 1978 (3 seasons)
Vernon Butler – 1983 to 1984 (2 seasons)
David Robinson – 1984 to 1986 (3 seasons)
Eddie Reddick – 1988 to 1990 (3 seasons)
Donovan Draper – 2024 to 2025 (2 seasons)





Game Notes

Kehoe on the Boards

- Aidan Kehoe set a Navy record in 2024-25 for the most offensive boards by a Mid in a season.

Most Offensive Rebounds / Season (since 1986-87)

Rnk.	Pts.	Player, Year
1.	115	Aidan Kehoe, 2025
2.	109	David Robinson, 1987

- Kehoe also ranked third at Navy for the most defensive rebounds in a season with his effort last year.

Most Defensive Rebounds / Season (since 1986-87)

Rnk.	Pts.	Player, Year
1.	269	David Robinson, 1987
2.	189	Donovan Draper, 2024
3.	187	Aidan Kehoe, 2025

- He ranks among the Navy career leaders in offensive rebounding average.

Highest Career OR/G Average (since 1986-87)

Rnk.	OR/G	Player, Years	OR / G
1.	2.98	Eddie Reddick, 1988-91	255 / 101
2.	2.73	Donovan Draper, 2023-pres.	183 / 67
3.	2.53	Hassan Booker, 1995-98	331 / 111
4.	2.40	Alex Kohnen, 1993-96	252 / 205
5.	2.33	Wes Cooper, 1992-95	238 / 102
6.	2.31	Aidan Kehoe, 2023-pres.	157 / 68

Kehoe Shooting

- Aidan Kehoe ranked second at Navy for the highest field goal percentage in a single season in 2024-25.

Highest Field Goal Pct. / Season (Min. 200 FGA)

1.	.644	David Robinson, 1985
2.	.621	Aidan Kehoe, 2025
3.	.620	Will Kelly, 2016

- Kehoe also ranks among the Navy leaders for career field goal percentage.

Highest Field Goal Pct. / Career (Min. 300 FGA)

1.	.625	Evan Wieck, 2017-20
2.	.617	Aidan Kehoe, 2023-pres.
3.	.613	David Robinson, 1985-88



The United States Naval Academy

As the undergraduate college of the Naval service, the Naval Academy prepares young men and women to become professional officers in the U.S. Navy and Marine Corps. USNA students are midshipmen on active duty in the U.S. Navy. They attend the academy for four years, graduating with bachelor of science degrees and reserve commissions as ensigns in the Navy or second lieutenants in the Marine Corps. Naval Academy graduates serve at least five years as Navy or Marine Corps officers.

Founded in 1845, Academy started as the Naval School on 10 acres of old Fort Severn in Annapolis with an original class of 55. In 1850 it became the United States Naval Academy. A new curriculum went into effect requiring midshipmen to study at the Academy for four years and to train aboard ships each summer. Congress authorized the Naval Academy to begin awarding bachelor of science degrees in 1933.

USNA Mission Statement

"To develop midshipmen morally, mentally and physically and to imbue them with the highest ideals of duty, honor and loyalty in order to graduate leaders who are dedicated to a career of naval service and have potential for future development in mind and character to assume the highest responsibilities of command, citizenship and government."

USNA Quick Facts

Location	Annapolis, Md.
Founded	1845
Superintendent	Lt. Gen. Michael Borgschulte, USMC
Commandant	Capt. Gilbert Clark, Jr., USN
Enrollment	4,400

Class of 2029 Profile

Class Size	1,201
	824 men / 377 women
Applicants	16,077
	11,190 men / 4,887 women

Navy Service Assignments

Graduates of the Naval Academy entering the Navy do so as Ensigns and have the following service options:

- Aviation (Pilot or Naval Flight Officer)
- Civil Engineering Corps
- Cryptologic Warfare
- Cyber Warfare Engineer
- Explosive Ordnance Disposal
- Information Professional
- Intelligence
- Medical Corps
- Oceanography
- Special Warfare - SEAL (Sea, Air, Land)
- Submarines
- Supply Corps
- Surface Warfare

Marine Corps Service Assignments

Graduates of the Naval Academy entering the Marine Corps do so as 2nd Lieutenants and have the following service options:

- Aviation (Pilot)
- Cyber Warfare
- Ground

Midshipman

The word midshipman first appeared in English in the 17th century in the form of the word midshipman to designate those men who were stationed "amidships," i.e. in the waist or middle portion of the vessel, while on duty. By 1687, the second 's' had been dropped to give the current form of the word. Midshipmen were originally boys, sometimes as young as seven or eight, who were apprenticed to sea captains to learn the sailor's trade.

In the early days of the American Navy, midshipmen trained aboard ship until they were eventually commissioned as ensigns. With the founding of the Naval Academy in 1845, it became possible, as it still is, for a midshipman to enter the Navy directly from civilian life.

USNA Academic Majors

(selected toward the end of the second semester of freshman year)

Aerospace Engineering  
Arabic  
Chemistry  
Chinese  
Computer Engineering  
Computer Science  
Cyber Operations  
Data Science  
Electrical Engineering  
English  
Foreign Area Studies  
General Engineering  
General Science  
History  
Mathematics  
Mathematics with Economics  
Mechanical Engineering  
Naval Architecture & Marine Engineering  
Nuclear Engineering  
Ocean Engineering  
Oceanography  
Operations Research  
Physics  
Political Science  
Quantitative Economics  
Robotics and Control Engineering

2025-26 Academic Majors

Returning members of the Navy basketball team are working toward the following academic majors:

Austin Benigni	Computer Science
David Burnett	Political Science
Cam Cole	Cyber Operations
Cam Cormany	Political Science
Davyn de Jongh	Political Science
Donovan Draper	English
Julian Gabbidon	Data Science
Owen Gray	Political Science
Nyles Howard	General Science
Cooper Jackson	Cyber Operations
Aidan Kehoe	Political Science
Jinwoo Kim	Political Science
Julien King	Political Science
Sam Krist	Ocean Engineering
Jack Medalie	Political Science
Jordan Pennick	English
Tobi Raji	Operations Research
Reiss Whitaker	Political Science
Mike Woods	Political Science



Patriot League

2025-26 Standings (Through games of Nov. 9)

Pl.	Team	Patriot League		Overall	
	Bucknell	0-0	.000	2-0	1.000
	American	0-0	.000	1-1	.500
	Army	0-0	.000	1-1	.500
	Boston U.	0-0	.000	1-1	.500
	Loyola	0-0	.000	1-1	.500
	<b>Navy</b>	<b>0-0</b>	<b>.000</b>	<b>1-1</b>	<b>.500</b>
	Lafayette	0-0	.000	1-2	.333
	Lehigh	0-0	.000	1-2	.333
	Colgate	0-0	.000	0-2	.000
	Holy Cross	0-0	.000	0-2	.000

Schedule

Monday, Nov. 10

Holy Cross at Utah

Tuesday, Nov. 11

Navy at Penn State

NJIT at Loyola

Duke at Army

Drexel at Colgate

Bucknell at Princeton

Wednesday, Nov. 12

Brown at Boston U.

American at George Washington

Thursday, Nov. 13

Cornell at Lafayette

Friday, Nov. 14

Washington (Md.) at Navy

Lehigh at Rutgers

Hofstra at Bucknell

Colgate at Illinois

2024-25 Standings

Pl.	Sd.	Team	Patriot League		Overall	
T1	1	Bucknell	13-5	.722	18-15	.545
T1	2	American	13-5	.722	22-13	.629
T3	3	Colgate	10-8	.556	14-19	.424
T3	4	Boston U.	10-8	.556	16-16	.500
<b>T3</b>	<b>5</b>	<b>Navy</b>	<b>10-8</b>	<b>.556</b>	<b>15-19</b>	<b>.441</b>
T3	6	Army	10-8	.556	17-16	.515
7	7	Lafayette	7-11	.389	13-20	.394
T8	8	Loyola	6-12	.333	12-18	.400
T8	9	Lehigh	6-12	.333	11-19	.367
10	10	Holy Cross	5-13	.278	13-19	.406

2024-25 Rankings - Top 100 in NCAA / Top 15 Individuals in P.L.

All Games					PL Games	
Austin Benigni	#	PL*	NCAA*		#	PL
Assist / Turnover	1.8	T4	—		1.6	7
Assists	4.3	2	—		4.3	3
Free Throw Pct.	.863	1	56		.850	2
Minutes	33.7	3	—		35.3	3
Points	18.8	1	54		19.0	2
Donovan Draper	#	PL*	NCAA*		#	PL
Blocks	0.6	T11	—		0.5	T15
Defensive Rebounds	5.68	2	69		6.5	2
Offensive Rebounds	2.48	T4	—		2.2	T4
Rebounds	8.2	2	53		8.7	2
Steals	1.5	T5	—		1.9	2
Aidan Kehoe	#	PL*	NCAA*		#	PL
Blocks	1.1	T3	—		1.1	T4
Field Goal Pct.	.621	3	—		.598	4
Defensive Rebounds	5.50	3	69		6.2	T3
Offensive Rebounds	3.38	1	19		4.0	1
Rebounds	8.9	1	39		10.2	1
Jinwoo Kim	#	PL*	NCAA*		#	PL
3FG Pct.	.402	8	—		—	—
Jordan Pennick	#	PL*	NCAA*		#	PL
3FGM	1.8	10	—		2.1	T6
Points	—	—	—		12.7	T14
Lysander Rehnstrom	#	PL*	NCAA*		#	PL
3FG Pct.	—	—	—		.432	8
Mike Woods	#	PL*	NCAA*		#	PL
Steals	1.1	T13	—		1.2	T12

\* = The NCAA and Patriot League minimum standards may be different.

2024-25 Rankings - Team

All Games					PL Games	
Category	#	PL	NCAA		#	PL
Assist / Turnover Ratio	1.23	5	140		1.27	T2
Assists / Game	13.3	7	198		13.11	5
Blocks / Game	2.7	5	275		2.56	6
FG Pct. - Off.	.423	10	305		.432	9
FG Pct. - Def.	.447	4	230		.440	4
3FG Pct. - Off.	.338	7	186		.352	5
3FG Pct. - Def.	.345	6	243		.344	4
3FGM / Game	7.3	10	216		6.9	10
FTA / Game	19.4	2	161		18.2	2
FTM / Game	14.2	2	140		12.8	2
FT Pct.	.732	2	131		.704	3
Points / Game - Off.	70.8	4	258		69.4	5
Points / Game - Def.	70.4	4	125		66.9	2
Scoring Margin	0.4	3	211		2.5	3
Rebound Margin	2.1	2	129		3.3	2
Rebounds / Game	35.76	1	146		36.0	1
Off. Reb. / Game	11.26	1	119		10.5	1
Def. Reb. / Game	24.50	6	202		25.5	2
Steals / Game	6.5	5	201		6.61	3
Turnovers by / Game	10.8	3	81		10.3	T7
Turnovers Forced / Game	11.97	1	170		11.4	4
Turnover Margin	1.2	2	105		1.11	4



#25 • Jerry Ashley Jr.  
Fr. • F • 6-8 • 225 • Cape Coral, Fla. • Bishop Verot

2025-26 Game-by-Game Statistics															2025-26 Notes									
Opponent	GS	Min.	FG	3FG	FT	O-D-T	PF	Pts.	A	T	S	B												
N3 at Presbyterian	0	1:52	0-0	0-0	0-0	0-0-0	0	0	0	0	0	0												
N7 Yale	-- Did Not Play --																							
N11 at Penn State																								
N14 Washington, Md.																								
N18 at N. Carolina																								
N22 NJIT																								
N26 vs. Gardner-Webb																								
N28 at UNCW																								
N29 vs. SE Louisiana																								
D3 at Delaware State																								
D7 Air Force																								
D15 Coppin State																								
D21 Rosemont																								
D31 Boston U.																								
J3 at Holy Cross																								
J7 Bucknell																								
J10 Lafayette																								
J12 at American																								
J17 at Lehigh																								
J21 Holy Cross																								
J24 Army																								
J28 at Boston U.																								
J31 Loyola																								
F4 at Lafayette																								
F7 American																								
F9 at Bucknell																								
F14 at Colgate																								
F18 Lehigh																								
F21 at Army																								
F25 at Loyola																								
F28 Colgate																								
2025-26 Season and Career Highs																								
Minutes																								
-- --																								
Points																								
-- --																								
Field Goals Made																								
-- --																								
3-Point Field Goals Made																								
-- --																								
Free Throws Made																								
-- --																								
Rebounds																								
-- --																								
Assists																								
-- --																								
Steals																								
-- --																								
Blocks																								
-- --																								
Career Statistics — All Games																								
Season	G-GS	Min.	Ave.	FG-A	Pct.	3FG-A	Pct.	FT-A	Pct.	OR	DR	TR	Ave.	PF-DQ	A	T	B	S	Pts.	Ave.				
2025-26	1-0	2	1.9	0-0	.000	0-0	.000	0-0	.000	0	0	0	0.0	0-0	0	0	0	0	0	0.0				
Career Statistics — Patriot League Regular Season Games																								
Season	G-GS	Min.	Ave.	FG-A	Pct.	3FG-A	Pct.	FT-A	Pct.	OR	DR	TR	Ave.	PF-DQ	A	T	B	S	Pts.	Ave.				
2025-26																								



#1 • Austin Benigni (BUH • knee• knee)

Sr. • G • 5-11 • 171 • The Woodlands, Texas • Woodlands Christian Academy

Academic Major: Computer Science

2025-26 Game-by-Game Statistics

Opponent	GS	Min.	FG	3FG	FT	O-D-T	PF	Pts.	A	T	S	B
N3 at Presbyterian	1	34:13	3-12	0-0	5-6	0-4-4	1	11	5	2	2	0
N7 Yale	1	34:56	3-8	8-1	8-10	0-1-1	4	14	5	4	0	1
N11 at Penn State												
N14 Washington, Md.												
N18 at N. Carolina												
N22 NJIT												
N26 vs. Gardner-Webb												
N28 at UNCW												
N29 vs. SE Louisiana												
D3 at Delaware State												
D7 Air Force												
D15 Coppin State												
D21 Rosemont												
D31 Boston U.												
J3 at Holy Cross												
J7 Bucknell												
J10 Lafayette												
J12 at American												
J17 at Lehigh												
J21 Holy Cross												
J24 Army												
J28 at Boston U.												
J31 Loyola												
F4 at Lafayette												
F7 American												
F9 at Bucknell												
F14 at Colgate												
F18 Lehigh												
F21 at Army												
F25 at Loyola												
F28 Colgate												

2025-26 Notes

- Named the 2025-26 Patriot League Preseason Player of the Year.
- Had 11 points and 5 assists at Presbyterian.

2025-26 Season Highs

Career Highs

Minutes			
34:56	Yale (11-7-25)	42:20	Holy Cross/ot (2-23-25)
Points			
14	Yale (11-7-25)	34	Harvard (11-8-24)
Field Goals Made			
3	at Presbyterian (11-3-25)	11	2x, Last: Colgate (1-15-25)
3-Point Field Goals Made			
--	--	3	3x, Last: at Boston U. (2-5-25)
Free Throws Made			
8	Yale (11-7-25)	20	at Bucknell (3-9-25)
Rebounds			
4	at Presbyterian (11-3-25)	8	VMI (11-29-23)
Assists			
5	at Presbyterian (11-3-25)	8	2x, Last: Colgate (1-15-25)
Steals			
4	Yale (11-7-25)	4	Yale (11-7-25)
Blocks			
--	--	1	14x, Last: at American (3-12-25)

Career Statistics — All Games

Season	G-GS	Min.	Ave.	FG-A	Pct.	3FG-A	Pct.	FT-A	Pct.	OR	DR	TR	Ave.	PF-DQ	A	T	B	S	Pts.	Ave.
2022-23	31-7	573	18.5	48-127	.378	6-30	.200	45-53	.849	13	45	58	1.9	64-3	69	38	3	23	146	4.7
2023-24	31-31	1039	33.5	165-426	.387	19-77	.247	177-209	.847	15	75	90	2.9	83-4	119	73	3	22	526	17.0
2024-25	34-34	1149	33.8	192-473	.406	34-101	.337	220-255	.863	21	90	111	3.3	85-1	146	80	8	31	638	18.8
2025-26	2-2	69	34.6	6-20	.300	0-1	.000	13-16	.813	0	5	5	2.5	5-0	9	7	0	6	25	12.5
Totals	98-74	2830	28.9	411-1046	.393	59-209	.282	455-533	.854	49	215	264	2.7	237-8	343	198	14	82	1336	13.6

Career Statistics — Patriot League Regular Season Games

Season	G-GS	Min.	Ave.	FG-A	Pct.	3FG-A	Pct.	FT-A	Pct.	OR	DR	TR	Ave.	PF-DQ	A	T	B	S	Pts.	Ave.
2022-23	18-5	304	16.9	16-65	.246	2-18	.111	22-25	.880	8	28	36	2.0	33-1	25	16	3	15	56	3.1
2023-24	18-18	637	35.4	105-277	.379	12-46	.261	110-135	.815	7	40	47	2.6	47-3	70	43	2	9	332	18.4
2024-25	18-18	635	35.3	107-265	.404	20-63	.317	108-127	.850	11	48	59	3.3	44-0	77	49	5	16	342	19.0
2025-26																				
Totals	54-41	1577	29.2	228-607	.376	34-127	.268	240-287	.836	26	116	142	2.6	124-4	172	108	10	40	730	13.5





#7 • David Burnett  
So. • G • 6-4 • 200 • Albany, Ga. • Buford  
Academic Major: Political Science

2025-26 Game-by-Game Statistics														2025-26 Notes	
Opponent	GS	Min.	FG	3FG	FT	O-D-T	PF	Pts.	A	T	S	B		• Scored six points at Presbyterian.	
N3 at Presbyterian	0	14:47	2-3	1-1	1-3	1-1-2	1	6	1	0	0	0			
N7 Yale	0	13:32	0-2	0-1	0-0	0-1-1	3	0	0	2	1	1			
N11 at Penn State															
N14 Washington, Md.															
N18 at N. Carolina															
N22 NJIT															
N26 vs. Gardner-Webb															
N28 at UNCW															
N29 vs. SE Louisiana															
D3 at Delaware State															
D7 Air Force															
D15 Coppin State															
D21 Rosemont															
D31 Boston U.															
J3 at Holy Cross															
J7 Bucknell															
J10 Lafayette															
J12 at American															
J17 at Lehigh															
J21 Holy Cross															
J24 Army															
J28 at Boston U.															
J31 Loyola															
F4 at Lafayette															
F7 American															
F9 at Bucknell															
F14 at Colgate															
F18 Lehigh															
F21 at Army															
F25 at Loyola															
F28 Colgate															

2025-26 Season Highs		Career Highs	
Minutes			
14:47	at Presbyterian (11-3-25)	17:37	Campbell (11-17-24)
Points			
6	at Presbyterian (11-3-25)	6	at Presbyterian (11-3-25)
Field Goals Made			
2	at Presbyterian (11-3-25)	2	2x, Last: at Presbyterian (11-3-25)
3-Point Field Goals Made			
1	at Presbyterian (11-3-25)	1	at Presbyterian (11-3-25)
Free Throws Made			
1	at Presbyterian (11-3-25)	1	2x, Last: at Presbyterian (11-3-25)
Rebounds			
2	at Presbyterian (11-3-25)	2	2x, Last: at Presbyterian (11-3-25)
Assists			
1	at Presbyterian (11-3-25)	1	2x, Last: at Presbyterian (11-3-25)
Steals			
1	Yale (11-7-25)	1	Yale (11-7-25)
Blocks			
1	Yale (11-7-25)	1	2x, Last: Yale (11-7-25)

Career Statistics — All Games																				
Season	G-GS	Min.	Ave.	FG-A	Pct.	3FG-A	Pct.	FT-A	Pct.	OR	DR	TR	Ave.	PF-DQ	A	T	B	S	Pts.	Ave.
2024-25	4-0	30	7.6	3-6	.500	0-1	.000	1-5	.200	1	3	4	1.0	2-0	1	1	1	0	7	1.8
2025-26	2-0	28	14.2	2-5	.400	1-2	.500	1-3	.333	1	2	3	1.5	4-0	1	2	1	1	6	3.0
Totals	6-0	59	9.8	5-11	.455	1-3	.333	2-8	.250	2	5	7	1.2	6-0	2	3	2	1	13	2.2

Career Statistics — Patriot League Regular Season Games																				
Season	G-GS	Min.	Ave.	FG-A	Pct.	3FG-A	Pct.	FT-A	Pct.	OR	DR	TR	Ave.	PF-DQ	A	T	B	S	Pts.	Ave.
2024-25	1-0	1	1.0	0-0	.000	0-0	.000	0-0	.000	0	0	0	0.0	0-0	0	0	0	0	0	0.0
2025-26																				
Totals																				



#3 • Cam Cole  
Jr. • G • 6-2 • 173 • Bristow, Va. • Highland School  
Academic Major: Cyber Operations

2025-26 Game-by-Game Statistics 2025-26 Notes

Opponent	GS	Min.	FG	3FG	FT	O-D-T	PF	Pts.	A	T	S	B
N3 at Presbyterian	0	7:52	2-3	1-2	0-0	0-2-2	2	5	0	1	2	0
N7 Yale	0	11:00	2-2	1-1	0-0	0-0-0	3	5	0	2	1	0
N11 at Penn State												
N14 Washington, Md.												
N18 at N. Carolina												
N22 NJIT												
N26 vs. Gardner-Webb												
N28 at UNCW												
N29 vs. SE Louisiana												
D3 at Delaware State												
D7 Air Force												
D15 Coppin State												
D21 Rosemont												
D31 Boston U.												
J3 at Holy Cross												
J7 Bucknell												
J10 Lafayette												
J12 at American												
J17 at Lehigh												
J21 Holy Cross												
J24 Army												
J28 at Boston U.												
J31 Loyola												
F4 at Lafayette												
F7 American												
F9 at Bucknell												
F14 at Colgate												
F18 Lehigh												
F21 at Army												
F25 at Loyola												
F28 Colgate												

2025-26 Season Highs	Career Highs
Minutes	
11:00 Yale (11-7-25)	25:49 Colgate (1-15-25)
Points	
5 2x, Last: Yale (11-7-25)	14 Colgate (1-15-25)
Field Goals Made	
2 2x, Last: Yale (11-7-25)	5 Colgate (1-15-25)
3-Point Field Goals Made	
1 2, Last: Yale (11-7-25)	4 Colgate (1-15-25)
Free Throws Made	
-- --	5 at Penn (11-29-24)
Rebounds	
2 at Presbyterian (11-3-25)	3 vs. Elon (11-30-24)
Assists	
-- --	3 Rider (11-12-24)
Steals	
2 at Presbyterian (11-3-25)	3 2x, Last: at Penn (11-29-24)
Blocks	
1 Yale (11-7-25)	1 2x, Last: Yale (11-7-25)

Career Statistics — All Games																				
Season	G-GS	Min.	Ave.	FG-A	Pct.	3FG-A	Pct.	FT-A	Pct.	OR	DR	TR	Ave.	PF-DQ	A	T	B	S	Pts.	Ave.
2023-24	18-0	67	3.7	4-17	.235	1-8	.125	2-2	1.00	1	6	7	0.4	11-0	3	2	0	6	11	0.6
2024-25	26-0	257	9.9	24-69	.348	12-43	.279	13-19	.684	3	18	21	0.8	43-0	13	14	2	14	73	2.8
2025-26	2-0	19	9.4	4-5	.800	2-3	.667	0-0	.000	0	2	2	1.0	5-0	0	3	0	3	10	5.0
Totals	46-0	343	7.5	32-91	.352	15-54	.278	15-21	.714	4	26	30	0.7	59-0	16	19	2	23	94	2.9

Career Statistics — Patriot League Regular Season Games																				
Season	G-GS	Min.	Ave.	FG-A	Pct.	3FG-A	Pct.	FT-A	Pct.	OR	DR	TR	Ave.	PF-DQ	A	T	B	S	Pts.	Ave.
2023-24	11-0	45	4.1	2-10	.200	1-5	.200	0-0	.000	1	4	5	0.5	5-0	1	1	0	2	5	0.5
2024-25	12-0	115	9.6	10-28	.357	6-16	.375	0-1	.000	0	7	7	0.6	16-0	4	9	0	5	26	2.2
2025-26																				
Totals	23-0	160	7.0	12-38	.316	7-21	.333	0-1	.000	1	11	12	0.5	21-0	5	10	0	7	31	1.3



#14 • Cam Cormany (CORE • muh • knee)  
Sr. • G • 6-0 • 183 • Radford, Va. • Radford  
Academic Major: Political Science

2025-26 Game-by-Game Statistics 2025-26 Notes

Opponent	GS	Min.	FG	3FG	FT	O-D-T	PF	Pts.	A	T	S	B
N3 at Presbyterian	0	1:52	0-0	0-0	0-0	0-0-0	1	0	0	0	0	0
N7 Yale	-- Did Not Play --											
N11 at Penn State												
N14 Washington, Md.												
N18 at N. Carolina												
N22 NJIT												
N26 vs. Gardner-Webb												
N28 at UNCW												
N29 vs. SE Louisiana												
D3 at Delaware State												
D7 Air Force												
D15 Coppin State												
D21 Rosemont												
D31 Boston U.												
J3 at Holy Cross												
J7 Bucknell												
J10 Lafayette												
J12 at American												
J17 at Lehigh												
J21 Holy Cross												
J24 Army												
J28 at Boston U.												
J31 Loyola												
F4 at Lafayette												
F7 American												
F9 at Bucknell												
F14 at Colgate												
F18 Lehigh												
F21 at Army												
F25 at Loyola												
F28 Colgate												

2025-26 Season Highs	Career Highs
Minutes	
1:52 at Presbyterian (11-3-25)	5:13 Washington, Md. (11-25-24)
Points	
-- --	1 Washington, Md. (12-17-23)
Field Goals Made	
-- --	-- --
3-Point Field Goals Made	
-- --	-- --
Free Throws Made	
-- --	1 Washington, Md. (12-17-23)
Rebounds	
-- --	1 Washington, Md. (11-25-24)
Assists	
-- --	1 Washington, Md. (12-17-23)
Steals	
-- --	1 Washington, Md. (12-17-23)
Blocks	
-- --	-- --

Career Statistics — All Games																			
Season	G-GS	Min.	Ave.	FG-A	Pct.	3FG-A	Pct.	FT-A	Pct.	OR	DR	TR	Ave.	PF-DQ	A	T	B	S	Pts.
2022-23	0-0	0	0.0	0-0	.000	0-0	.000	0-0	.000	0	0	0	0.0	0-0	0	0	0	0	0
2023-24	2-0	4	2.0	0-1	.000	0-0	.000	1-2	.500	0	0	0	0.0	0-0	1	0	0	1	1
2024-25	2-0	6	3.0	0-0	.000	0-0	.000	0-0	.000	0	1	1	0.5	0-0	0	2	0	0	0
2025-26	1-0	2	1.9	0-0	.000	0-0	.000	0-0	.000	0	0	0	0.0	1-0	0	0	0	0	0
Totals	5-0	11	2.2	0-1	.000	0-0	.000	1-2	.500	0	1	1	0.2	1-0	1	2	0	1	1

Career Statistics — Patriot League Regular Season Games																			
Season	G-GS	Min.	Ave.	FG-A	Pct.	3FG-A	Pct.	FT-A	Pct.	OR	DR	TR	Ave.	PF-DQ	A	T	B	S	Pts.
2022-23	0-0	0	0.0	0-0	.000	0-0	.000	0-0	.000	0	0	0	0.0	0-0	0	0	0	0	0
2023-24	1-0	1	1.0	0-1	.000	0-0	.000	0-0	.000	0	0	0	0.0	0-0	0	0	0	0	0
2024-25	0-0	0	0.0	0-0	.000	0-0	.000	0-0	.000	0	0	0	0.0	0-0	0	0	0	0	0
2025-26																			
Totals	1-0	1	1.0	0-1	.000	0-0	.000	0-0	.000	0	0	0	0.0	0-0	0	0	0	0	0



#11 • Donovan Draper  
Sr. • F • 6-6 • 207 • West Palm Beach, Fla. • Forest Hill  
Academic Major: English

2025-26 Game-by-Game Statistics

Opponent	GS	Min.	FG	3FG	FT	O-D-T	PF	Pts.	A	T	S	B
N3 at Presbyterian	1	25:48	2-4	1-3	3-4	0-3-3	5	8	3	1	4	0
N7 Yale	1	28:53	4-9	0-2	0-1	4-5-9	1	8	2	2	0	2
N11 at Penn State												
N14 Washington, Md.												
N18 at N. Carolina												
N22 NJIT												
N26 vs. Gardner-Webb												
N28 at UNCW												
N29 vs. SE Louisiana												
D3 at Delaware State												
D7 Air Force												
D15 Coppin State												
D21 Rosemont												
D31 Boston U.												
J3 at Holy Cross												
J7 Bucknell												
J10 Lafayette												
J12 at American												
J17 at Lehigh												
J21 Holy Cross												
J24 Army												
J28 at Boston U.												
J31 Loyola												
F4 at Lafayette												
F7 American												
F9 at Bucknell												
F14 at Colgate												
F18 Lehigh												
F21 at Army												
F25 at Loyola												
F28 Colgate												

2025-26 Notes

- Had 8 points, 4 steals, 3 assists and 3 rebounds at Presbyterian.
- Posted 8 points, 4 offensive rebounds and 9 rebounds in all against Yale.

2025-26 Season Highs

Career Highs

Minutes		
28:53 Yale (11-7-25)	42:31 Holy Cross/ot (2-23-25)	
Points		
8 2x, Last: Yale (11-7-25)	22 at NJIT (12-7-24)	
Field Goals Made		
4 Yale (11-7-25)	10 at NJIT (12-7-24)	
3-Point Field Goals Made		
1 at Presbyterian (11-3-25)	3 2x, Last: at Boston U. (2-5-25)	
Free Throws Made		
3 at Presbyterian (11-3-25)	5 6x, Last: Colgate (1-15-25)	
Rebounds		
9 Yale (11-7-25)	16 4x, Last: at American (2-26-25)	
Assists		
3 at Presbyterian (11-3-25)	8 American (1-2-25)	
Steals		
4 at Presbyterian (11-3-25)	5 3x, Last: at Holy Cross (1-10-24)	
Blocks		
2 Yale (11-7-25)	3 Rider (11-12-24)	

Career Statistics — All Games

Season	G-GS	Min.	Ave.	FG-A	Pct.	3FG-A	Pct.	FT-A	Pct.	OR	DR	TR	Ave.	PF-DQ	A	T	B	S	Pts.	Ave.
2022-23	Was a member of the Navy football team																			
2023-24	31-23	847	27.3	106-251	.422	16-62	.258	67-112	.598	94	189	283	9.1	84-3	44	51	21	59	295	9.5
2024-25	34-33	965	28.4	102-238	.429	22-75	.293	60-75	.800	85	193	278	8.2	85-1	71	59	22	52	286	8.4
2025-26	2-2	55	27.3	6-13	.462	1-5	.200	3-5	.600	4	8	12	6.0	6-1	5	3	2	4	16	8.0
Totals	67-58	1867	27.9	214-502	.426	39-142	.275	130-192	.677	183	390	573	8.6	175-5	120	113	45	115	597	8.9

Career Statistics — Patriot League Regular Season Games

Season	G-GS	Min.	Ave.	FG-A	Pct.	3FG-A	Pct.	FT-A	Pct.	OR	DR	TR	Ave.	PF-DQ	A	T	B	S	Pts.	Ave.
2023-24	18-17	523	29.1	56-143	.392	12-44	.273	33-58	.569	57	102	159	8.8	54-2	25	31	13	32	157	8.7
2024-25	18-18	538	29.9	55-127	.433	13-39	.333	35-44	.795	40	117	157	8.7	43-0	45	27	9	34	158	8.8
2025-26																				
Totals	36-35	1061	29.5	111-270	.411	25-83	.301	68-102	.667	97	219	316	8.8	97-2	70	58	22	66	315	8.8



#3 • Julian Gabbidon (GAB • buh • don)  
Jr. • G • 6-3 • 195 • Harrisburg, Pa. • Trinity  
Academic Major: Data Science

2025-26 Game-by-Game Statistics															2025-26 Notes				
Opponent	GS	Min.	FG	3FG	FT	O-D-T	PF	Pts.	A	T	S	B							
N3 at Presbyterian			--	Did Not Play	--														
N7 Yale			--	Did Not Play	--														
N11 at Penn State																			
N14 Washington, Md.																			
N18 at N. Carolina																			
N22 NJIT																			
N26 vs. Gardner-Webb																			
N28 at UNCW																			
N29 vs. SE Louisiana																			
D3 at Delaware State																			
D7 Air Force																			
D15 Coppin State																			
D21 Rosemont																			
D31 Boston U.																			
J3 at Holy Cross																			
J7 Bucknell																			
J10 Lafayette																			
J12 at American																			
J17 at Lehigh																			
J21 Holy Cross																			
J24 Army																			
J28 at Boston U.																			
J31 Loyola																			
F4 at Lafayette																			
F7 American																			
F9 at Bucknell																			
F14 at Colgate																			
F18 Lehigh																			
F21 at Army																			
F25 at Loyola																			
F28 Colgate																			

2025-26 Season Highs					Career Highs				
Minutes									
--	--	--	--	--	00:48	American (1-2-25)			
Points									
--	--	--	--	--	2	American (1-2-25)			
Field Goals Made									
--	--	--	--	--	--	--			
3-Point Field Goals Made									
--	--	--	--	--	--	--			
Free Throws Made									
--	--	--	--	--	2	American (1-2-25)			
Rebounds									
--	--	--	--	--	--	--			
Assists									
--	--	--	--	--	--	--			
Steals									
--	--	--	--	--	--	--			
Blocks									
--	--	--	--	--	--	--			

Career Statistics — All Games																			
Season	G-GS	Min.	Ave.	FG-A	Pct.	3FG-A	Pct.	FT-A	Pct.	OR	DR	TR	Ave.	PF-DQ	A	T	B	S	Pts.
2023-24	0-0	0	0.0	0-0	.000	0-0	.000	0-0	.000	0	0	0	0.0	0-0	0	0	0	0	0
2024-25	1-0	1	0.8	0-0	.000	0-0	.000	2-2	1.000	0	0	0	0.0	0-0	0	0	0	0	2
2025-26																			
Totals	1-0	1	0.8	0-0	.000	0-0	.000	2-2	1.000	0	0	0	0.0	0-0	0	0	0	0	2

Career Statistics — Patriot League Regular Season Games																			
Season	G-GS	Min.	Ave.	FG-A	Pct.	3FG-A	Pct.	FT-A	Pct.	OR	DR	TR	Ave.	PF-DQ	A	T	B	S	Pts.
2023-24	0-0	0	0.0	0-0	.000	0-0	.000	0-0	.000	0	0	0	0.0	0-0	0	0	0	0	0
2024-25	1-0	1	0.8	0-0	.000	0-0	.000	2-2	1.000	0	0	0	0.0	0-0	0	0	0	0	2
2025-26																			
Totals	1-0	1	0.8	0-0	.000	0-0	.000	2-2	1.000	0	0	0	0.0	0-0	0	0	0	0	2





#20 • Matt Gaffney  
Fr. • G • 5-11 • 170 • Wakefield, Mass. • Malden Catholic

2025-26 Game-by-Game Statistics															2025-26 Notes					
Opponent	GS	Min.	FG	3FG	FT	O-D-T	PF	Pts.	A	T	S	B								
N3 at Presbyterian	0	00:52	0-1	0-0	0-0	0-0-0	0	0	0	0	0	0								
N7 Yale	-- Did Not Play --																			
N11 at Penn State																				
N14 Washington, Md.																				
N18 at N. Carolina																				
N22 NJIT																				
N26 vs. Gardner-Webb																				
N28 at UNCW																				
N29 vs. SE Louisiana																				
D3 at Delaware State																				
D7 Air Force																				
D15 Coppin State																				
D21 Rosemont																				
D31 Boston U.																				
J3 at Holy Cross																				
J7 Bucknell																				
J10 Lafayette																				
J12 at American																				
J17 at Lehigh																				
J21 Holy Cross																				
J24 Army																				
J28 at Boston U.																				
J31 Loyola																				
F4 at Lafayette																				
F7 American																				
F9 at Bucknell																				
F14 at Colgate																				
F18 Lehigh																				
F21 at Army																				
F25 at Loyola																				
F28 Colgate																				
2025-26 Season and Career Highs																				
Minutes																				
00:52 at Presbyterian (11-3-25)																				
Points																				
-- --																				
Field Goals Made																				
-- --																				
3-Point Field Goals Made																				
-- --																				
Free Throws Made																				
-- --																				
Rebounds																				
-- --																				
Assists																				
-- --																				
Steals																				
-- --																				
Blocks																				
-- --																				
Career Statistics — All Games																				
Season	G-GS	Min.	Ave.	FG-A	Pct.	3FG-A	Pct.	FT-A	Pct.	OR	DR	TR	Ave.	PF-DQ	A	T	B	S	Pts.	Ave.
2025-26	1-0	1	0.9	0-1	.000	0-0	.000	0-0	.000	0	0	0	0.0	0-0	0	0	0	0	0	0.0
Career Statistics — Patriot League Regular Season Games																				
Season	G-GS	Min.	Ave.	FG-A	Pct.	3FG-A	Pct.	FT-A	Pct.	OR	DR	TR	Ave.	PF-DQ	A	T	B	S	Pts.	Ave.
2025-26																				



#77 • Owen Gray  
So. • F • 6-9 • 206 • Rockville, Va. • Steward School  
Academic Major: Political Science

2025-26 Game-by-Game Statistics															2025-26 Notes				
Opponent	GS	Min.	FG	3FG	FT	O-D-T	PF	Pts.	A	T	S	B							
N3 at Presbyterian			--	Did Not Play	--														
N7 Yale			--	Did Not Play	--														
N11 at Penn State																			
N14 Washington, Md.																			
N18 at N. Carolina																			
N22 NJIT																			
N26 vs. Gardner-Webb																			
N28 at UNCW																			
N29 vs. SE Louisiana																			
D3 at Delaware State																			
D7 Air Force																			
D15 Coppin State																			
D21 Rosemont																			
D31 Boston U.																			
J3 at Holy Cross																			
J7 Bucknell																			
J10 Lafayette																			
J12 at American																			
J17 at Lehigh																			
J21 Holy Cross																			
J24 Army																			
J28 at Boston U.																			
J31 Loyola																			
F4 at Lafayette																			
F7 American																			
F9 at Bucknell																			
F14 at Colgate																			
F18 Lehigh																			
F21 at Army																			
F25 at Loyola																			
F28 Colgate																			

2025-26 Season Highs					Career Highs				
Minutes					00:48 American (1-2-25)				
--	--	--	--	--	--	--	--	--	--
Points					--				
--	--	--	--	--	--	--	--	--	--
Field Goals Made					--				
--	--	--	--	--	--	--	--	--	--
3-Point Field Goals Made					--				
--	--	--	--	--	--	--	--	--	--
Free Throws Made					--				
--	--	--	--	--	--	--	--	--	--
Rebounds					1 American (1-2-25)				
--	--	--	--	--	--	--	--	--	--
Assists					--				
--	--	--	--	--	--	--	--	--	--
Steals					--				
--	--	--	--	--	--	--	--	--	--
Blocks					1 American (1-2-25)				
--	--	--	--	--	--	--	--	--	--

Career Statistics — All Games																			
Season	G-GS	Min.	Ave.	FG-A	Pct.	3FG-A	Pct.	FT-A	Pct.	OR	DR	TR	Ave.	PF-DQ	A	T	B	S	Pts.
2024-25	1-0	1	0.8	0-0	.000	0-0	.000	0-0	.000	0	1	1	1.0	0-0	0	0	1	0	0
2025-26																			
Totals																			

Career Statistics — Patriot League Regular Season Games																			
Season	G-GS	Min.	Ave.	FG-A	Pct.	3FG-A	Pct.	FT-A	Pct.	OR	DR	TR	Ave.	PF-DQ	A	T	B	S	Pts.
2024-25	1-0	1	0.8	0-0	.000	0-0	.000	0-0	.000	0	1	1	1.0	0-0	0	0	1	0	0
2025-26																			
Totals																			



#0 • Nyles Howard  
Jr. • G • 6-4 • 191 • Concord, N.C. • Carmel Christian  
Academic Major: General Science

2025-26 Game-by-Game Statistics															2025-26 Notes				
Opponent	GS	Min.	FG	3FG	FT	O-D-T	PF	Pts.	A	T	S	B							
N3 at Presbyterian	0	4:07	1-1	0-0	0-0	0-1-1	0	2	0	0	0	0							
N7 Yale	0	5:04	1-1	0-0	2-2	0-1-1	1	4	2	0	0	0							
N11 at Penn State																			
N14 Washington, Md.																			
N18 at N. Carolina																			
N22 NJIT																			
N26 vs. Gardner-Webb																			
N28 at UNCW																			
N29 vs. SE Louisiana																			
D3 at Delaware State																			
D7 Air Force																			
D15 Coppin State																			
D21 Rosemont																			
D31 Boston U.																			
J3 at Holy Cross																			
J7 Bucknell																			
J10 Lafayette																			
J12 at American																			
J17 at Lehigh																			
J21 Holy Cross																			
J24 Army																			
J28 at Boston U.																			
J31 Loyola																			
F4 at Lafayette																			
F7 American																			
F9 at Bucknell																			
F14 at Colgate																			
F18 Lehigh																			
F21 at Army																			
F25 at Loyola																			
F28 Colgate																			

2025-26 Season Highs		Career Highs	
Minutes			
5:04	Yale (11-7-25)	26:21	Bucknell (2-7-24)
Points			
4	Yale (11-7-25)	8	Bucknell (2-7-24)
Field Goals Made			
1	2x, Last: Yale (11-7-25)	3	Bucknell (2-7-24)
3-Point Field Goals Made			
--	--	2	Bucknell (2-7-24)
Free Throws Made			
2	Yale (11-7-25)	3	at UCSD (11-18-23)
Rebounds			
1	2x, Last: Yale (11-7-25)	4	2x, Last: at Bucknell (1-24-24)
Assists			
2	Yale (11-7-25)2	2	Yale (11-7-25)
Steals			
--	--	2	2x, Last: Lehigh (1-17-24)
Blocks			
--	--	1	3x, Last: Bucknell (2-7-24)

Career Statistics — All Games																			
Season	G-GS	Min.	Ave.	FG-A	Pct.	3FG-A	Pct.	FT-A	Pct.	OR	DR	TR	Ave.	PF-DQ	A	T	B	S	Pts.
2023-24	17-0	168	9.9	10-35	.286	5-18	.278	9-10	.900	4	22	26	1.5	11-0	4	6	3	6	34
2024-25	2-0	6	3.0	0-1	.000	0-0	.000	0-0	.000	0	1	1	0.5	0-0	1	0	0	0	0
2025-26	2-0	9	4.6	2-2	1.00	0-0	.00	2-2	1.00	0	2	2	1.0	1-0	2	0	0	0	6
Totals	21-0	184	8.7	12-38	.316	5-18	.278	11-12	.917	4	25	29	1.4	12-0	7	6	3	6	40

Career Statistics — Patriot League Regular Season Games																			
Season	G-GS	Min.	Ave.	FG-A	Pct.	3FG-A	Pct.	FT-A	Pct.	OR	DR	TR	Ave.	PF-DQ	A	T	B	S	Pts.
2023-24	11-0	133	12.1	7-28	.250	4-16	.250	4-4	1.00	3	17	20	1.8	8-0	4	4	3	4	22
2024-25	1-0	1	1.0	0-0	.000	0-0	.000	0-0	.000	0	0	0	0.0	0-0	0	0	0	0	0
2025-26																			
Totals	12-0	134	11.2	7-28	.250	4-16	.250	4-4	1.00	3	17	20	1.7	8-0	4	4	3	4	22



#42 • Cooper Jackson  
So. • F • 6-7 • 228 • Lewisville, N.C. • Reagan  
Academic Major: Cyber Operations

2025-26 Game-by-Game Statistics														2025-26 Notes				
Opponent	GS	Min.	FG	3FG	FT	O-D-T	PF	Pts.	A	T	S	B						
N3 at Presbyterian	0	1:52	0-1	0-1	1-2	0-1-1	0	1	0	0	0	0						
N7 Yale	0	1:59	0-0	0-0	1-2	0-0-0	1	1	0	1	0	0						
N11 at Penn State																		
N14 Washington, Md.																		
N18 at N. Carolina																		
N22 NJIT																		
N26 vs. Gardner-Webb																		
N28 at UNCW																		
N29 vs. SE Louisiana																		
D3 at Delaware State																		
D7 Air Force																		
D15 Coppin State																		
D21 Rosemont																		
D31 Boston U.																		
J3 at Holy Cross																		
J7 Bucknell																		
J10 Lafayette																		
J12 at American																		
J17 at Lehigh																		
J21 Holy Cross																		
J24 Army																		
J28 at Boston U.																		
J31 Loyola																		
F4 at Lafayette																		
F7 American																		
F9 at Bucknell																		
F14 at Colgate																		
F18 Lehigh																		
F21 at Army																		
F25 at Loyola																		
F28 Colgate																		

2025-26 Season Highs				Career Highs			
Minutes							
1:59	Yale (11-7-25)			5:56	Washington, Md. (11-25-24)		
Points							
1	2x, Last: Yale (11-7-25)			1	2x, Last: Yale (11-7-25)		
Field Goals Made							
--	--			--	--		
3-Point Field Goals Made							
--	--			--	--		
Free Throws Made							
1	2x, Last: Yale (11-7-25)			1	2x, Last: Yale (11-7-25)		
Rebounds							
1	at Presbyterian (11-3-25)			1	2x, Last: at Presbyterian (11-3-25)		
Assists							
--	--			1	Washington, Md. (11-25-24)		
Steals							
--	--			1	Washington, Md. (11-25-24)		
Blocks							
--	--			--	--		

Career Statistics — All Games																			
Season	G-GS	Min.	Ave.	FG-A	Pct.	3FG-A	Pct.	FT-A	Pct.	OR	DR	TR	Ave.	PF-DQ	A	T	B	S	Pts.
2024-25	3-0	13	4.2	0-2	.000	0-0	.000	1-2	.500	0	1	1	0.3	3-0	1	0	0	1	1
2025-26	2-0	4	1.9	0-1	.000	0-1	.000	2-4	.500	0	1	1	0.5	1-0	0	1	0	0	2
Totals	5-0	16	3.3	0-3	.000	0-1	.000	3-6	.500	0	2	2	0.4	4-0	1	1	0	1	3

Career Statistics — Patriot League Regular Season Games																			
Season	G-GS	Min.	Ave.	FG-A	Pct.	3FG-A	Pct.	FT-A	Pct.	OR	DR	TR	Ave.	PF-DQ	A	T	B	S	Pts.
2024-25	2-0	7	3.5	0-1	.000	0-0	.000	0-0	.000	0	0	0	0.0	3-0	0	0	0	0	0
2025-26																			
Totals																			



#99 • Aidan Kehoe (KEY • ho)  
Sr. • C • 6-11 • 246 • Montvale, N.J. • Pascack Hills  
Academic Major: Political Science

2025-26 Game-by-Game Statistics

Opponent	GS	Min.	FG	3FG	FT	O-D-T	PF	Pts.	A	T	S	B
N3 at Presbyterian	1	33:43	9-11	0-0	1-3	1-2-3	2	19	1	3	0	1
N7 Yale	1	23:44	3-3	0-0	0-2	0-4-4	2	6	2	2	0	0
N11 at Penn State												
N14 Washington, Md.												
N18 at N. Carolina												
N22 NJIT												
N26 vs. Gardner-Webb												
N28 at UNCW												
N29 vs. SE Louisiana												
D3 at Delaware State												
D7 Air Force												
D15 Coppin State												
D21 Rosemont												
D31 Boston U.												
J3 at Holy Cross												
J7 Bucknell												
J10 Lafayette												
J12 at American												
J17 at Lehigh												
J21 Holy Cross												
J24 Army												
J28 at Boston U.												
J31 Loyola												
F4 at Lafayette												
F7 American												
F9 at Bucknell												
F14 at Colgate												
F18 Lehigh												
F21 at Army												
F25 at Loyola												
F28 Colgate												

2025-26 Notes

- Made 9 of his 11 field goal attempts in scoring 19 points at Presbyterian.

2025-26 Season Highs

Career Highs

Minutes			
33:43	at Presbyterian (11-3-25)	35:42	at Holy Cross (1-8-25)
Points			
19	at Presbyterian (11-3-25)	20	American (1-2-25)
Field Goals Made			
9	at Presbyterian (11-3-25)	9	2x, Last: at Presbyterian (11-3-25)
3-Point Field Goals Made			
--	--	--	--
Free Throws Made			
1	at Presbyterian (11-3-25)	4	2x, Last: Lafayette (1-5-25)
Rebounds			
4	Yale (11-7-25)	20	at Army (1-26-25)
Assists			
2	Yale (11-7-25)	5	Loyola (3-5-24)
Steals			
--	--	5	Harvard (11-8-24)
Blocks			
1	at Presbyterian (11-3-25)	3	4x, Last: at American (2-26-25)

Career Statistics — All Games

Season	G-GS	Min.	Ave.	FG-A	Pct.	3FG-A	Pct.	FT-A	Pct.	OR	DR	TR	Ave.	PF-DQ	A	T	B	S	Pts.	Ave.
2022-23	12-0	59	4.9	5-7	.714	0-0	.000	0-0	.000	3	8	11	0.9	9-0	3	7	3	2	10	0.8
2023-24	20-5	278	13.9	29-55	.527	0-0	.000	5-19	.263	38	38	76	3.8	24-0	17	15	16	6	63	3.2
2024-25	34-33	995	29.3	141-227	.621	0-0	.000	25-75	.333	115	187	302	8.9	58-1	54	54	37	31	307	9.0
2025-26	2-2	57	28.7	12-14	.857	0-0	.000	1-5	.200	1	6	7	3.5	4-0	3	5	1	0	25	12.5
Totals	68-40	1389	20.4	187-303	.617	0-0	.000	31-99	.313	157	239	396	5.8	95-1	77	81	57	39	405	6.0

Career Statistics — Patriot League Regular Season Games

Season	G-GS	Min.	Ave.	FG-A	Pct.	3FG-A	Pct.	FT-A	Pct.	OR	DR	TR	Ave.	PF-DQ	A	T	B	S	Pts.	Ave.
2022-23	10-0	54	5.4	2-3	.667	0-0	.000	0-0	.000	2	7	9	0.9	8-0	2	6	3	1	4	0.4
2023-24	15-3	202	13.4	21-38	.553	0-0	.000	4-13	.308	24	24	48	3.2	17-0	10	9	12	3	46	3.1
2024-25	18-17	557	31.0	73-122	.598	0-0	.000	15-42	.357	72	112	184	10.2	30-0	29	30	19	17	161	8.9
2025-26																				
Totals	43-20	813	18.9	96-163	.589	0-0	.000	19-55	.345	98	143	241	5.6	55-0	41	45	34	21	211	4.9





#10 • Jinwoo Kim (GEE • knew)  
Jr. • G • 6-3 • 195 • Overland Park, Kan. • Blue Valley Southwest  
Academic Major: Political Science

2025-26 Game-by-Game Statistics

Opponent	GS	Min.	FG	3FG	FT	O-D-T	PF	Pts.	A	T	S	B
N3 at Presbyterian	1	30:38	2-5	0-2	3-4	4-2-6	1	7	3	1	1	0
N7 Yale	1	34:34	6-12	1-4	3-4	1-3-4	2	16	0	2	1	1
N11 at Penn State												
N14 Washington, Md.												
N18 at N. Carolina												
N22 NJIT												
N26 vs. Gardner-Webb												
N28 at UNCW												
N29 vs. SE Louisiana												
D3 at Delaware State												
D7 Air Force												
D15 Coppin State												
D21 Rosemont												
D31 Boston U.												
J3 at Holy Cross												
J7 Bucknell												
J10 Lafayette												
J12 at American												
J17 at Lehigh												
J21 Holy Cross												
J24 Army												
J28 at Boston U.												
J31 Loyola												
F4 at Lafayette												
F7 American												
F9 at Bucknell												
F14 at Colgate												
F18 Lehigh												
F21 at Army												
F25 at Loyola												
F28 Colgate												

2025-26 Notes

- Scored a career-best 16 points against Yale.

2025-26 Season Highs

Career Highs

Minutes			
34:34	Yale (11-7-25)	36:54	at Loyola (1-11-25)
Points			
16	Yale (11-7-25)	16	Yale (11-7-25)
Field Goals Made			
6	Yale (11-7-25)	6	Yale (11-7-25)
3-Point Field Goals Made			
1	Yale (11-7-25)	4	Boston U. (1-22-25)
Free Throws Made			
3	2x, Last: Yale (11-7-25)	7	at Virginia Tech (12-15-24)
Rebounds			
6	at Presbyterian (11-3-25)	7	at American (2-26-25)
Assists			
3	at Presbyterian (11-3-25)	4	Bucknell (2-1-25)
Steals			
1	2x, Last: Yale (11-7-25)	2	4x, Last: at Boston U. (3-6-25)
Blocks			
1	Yale (11-7-25)	1	5x, Last: Yale (11-7-25)

Career Statistics — All Games

Season	G-GS	Min.	Ave.	FG-A	Pct.	3FG-A	Pct.	FT-A	Pct.	OR	DR	TR	Ave.	PF-DQ	A	T	B	S	Pts.	Ave.
2023-24	5-4	82	16.5	4-14	.286	1-7	.143	3-4	.750	4	6	10	2.0	4-0	5	6	1	4	12	2.4
2024-25	34-23	882	25.9	78-204	.382	37-91	.407	39-61	.639	24	48	72	2.1	52-1	35	24	3	13	232	6.8
2025-26	2-2	65	32.6	8-17	.471	1-6	.167	6-8	.750	5	5	10	5.0	3-0	3	3	1	2	23	11.5
Totals	41-29	1030	25.1	90-235	.383	39-104	.375	48-73	.658	33	59	92	2.2	59-1	43	33	5	19	267	6.5

Career Statistics — Patriot League Regular Season Games

Season	G-GS	Min.	Ave.	FG-A	Pct.	3FG-A	Pct.	FT-A	Pct.	OR	DR	TR	Ave.	PF-DQ	A	T	B	S	Pts.	Ave.
2023-24	0-0	0	0.0	0-0	.000	0-0	.000	0-0	.000	0	0	0	0.0	0-0	0	0	0	0	0	0.0
2024-25	18-17	521	29.0	40-119	.336	16-50	.320	12-27	.444	10	29	39	2.2	21-0	22	8	1	4	108	6.0
2025-26																				
Totals	18-17	521	29.0	40-119	.336	16-50	.320	12-27	.444	10	29	39	2.2	21-0	22	8	1	4	108	6.0



#8 • Sam Krist  
Sr. • G • 6-5 • 190 • Rockford, Mich. • Rockford  
Academic Major: Ocean Engineering

2025-26 Game-by-Game Statistics 2025-26 Notes

Opponent	GS	Min.	FG	3FG	FT	O-D-T	PF	Pts.	A	T	S	B
N3 at Presbyterian	0	00:34	0-0	0-0	0-0	0-0-0	0	0	0	0	0	0
N7 Yale	-- Did Not Play --											
N11 at Penn State												
N14 Washington, Md.												
N18 at N. Carolina												
N22 NJIT												
N26 vs. Gardner-Webb												
N28 at UNCW												
N29 vs. SE Louisiana												
D3 at Delaware State												
D7 Air Force												
D15 Coppin State												
D21 Rosemont												
D31 Boston U.												
J3 at Holy Cross												
J7 Bucknell												
J10 Lafayette												
J12 at American												
J17 at Lehigh												
J21 Holy Cross												
J24 Army												
J28 at Boston U.												
J31 Loyola												
F4 at Lafayette												
F7 American												
F9 at Bucknell												
F14 at Colgate												
F18 Lehigh												
F21 at Army												
F25 at Loyola												
F28 Colgate												

2025-26 Season Highs	Career Highs
Minutes	
-- --	27:22 Quinnipiac (11-19-24)
Points	
-- --	15 Quinnipiac (11-19-24)
Field Goals Made	
-- --	4 Quinnipiac (11-19-24)
3-Point Field Goals Made	
-- --	4 Quinnipiac (11-19-24)
Free Throws Made	
-- --	3 2x, Last: vs. Elon (11-30-24)
Rebounds	
-- --	3 Quinnipiac (11-19-24)
Assists	
-- --	1 3x, Last: Washington, Md. (11-25-24)
Steals	
-- --	2 2x, Last: vs. Elon (11-30-24)
Blocks	
-- --	1 2x, Last: vs. Maine (12-1-24)

Career Statistics — All Games																				
Season	G-GS	Min.	Ave.	FG-A	Pct.	3FG-A	Pct.	FT-A	Pct.	OR	DR	TR	Ave.	PF-DQ	A	T	B	S	Pts.	Ave.
2022-23	0-0	0	0.0	0-0	.000	0-0	.000	0-0	.000	0	0	0	0.0	0-0	0	0	0	0	0	0.0
2023-24	2-0	3	1.3	1-3	.333	0-2	.000	0-0	.000	1	0	1	0.5	0-0	0	0	0	0	2	1.0
2024-25	13-0	120	9.3	15-38	.405	13-32	.406	6-6	1.00	5	5	10	0.8	11-0	3	2	2	4	49	3.8
2025-26	1-0	1	0.6	0-0	.000	0-0	.000	0-0	.000	0	0	0	0.0	0-0	0	0	0	0	0	0.0
Totals	16-0	124	7.7	16-41	.390	13-34	.382	6-6	1.00	6	5	11	0.7	11-0	3	2	2	4	51	3.2

Career Statistics — Patriot League Regular Season Games																				
Season	G-GS	Min.	Ave.	FG-A	Pct.	3FG-A	Pct.	FT-A	Pct.	OR	DR	TR	Ave.	PF-DQ	A	T	B	S	Pts.	Ave.
2022-23	0-0	0	0.0	0-0	.000	0-0	.000	0-0	.000	0	0	0	0.0	0-0	0	0	0	0	0	0.0
2023-24	0-0	0	0.0	0-0	.000	0-0	.000	0-0	.000	0	0	0	0.0	0-0	0	0	0	0	0	0.0
2024-25	1-0	1	1.0	0-0	.000	0-0	.000	0-0	.000	0	0	0	0.0	0-0	0	0	0	0	0	0.0
2025-26																				
Totals	1-0	1	1.0	0-0	.000	0-0	.000	0-0	.000	0	0	0	0.0	0-0	0	0	0	0	0	0.0



#21 • Jordan Pennick  
Jr. • G • 6-0 • 195 • Reisterstown, Md. • Archbishop Spalding  
Academic Major: English

2025-26 Game-by-Game Statistics														2025-26 Notes				
Opponent	GS	Min.	FG	3FG	FT	O-D-T	PF	Pts.	A	T	S	B		• Made a trio of three-point field goals in scoring 13 points at Presbyterian.				
N3 at Presbyterian	1	27:26	4-8	3-5	2-2	0-2-2	3	13	0	0	0	0						
N7 Yale	1	27:29	1-8	0-4	3-3	0-2-2	2	5	1	1	0	1						
N11 at Penn State																		
N14 Washington, Md.																		
N18 at N. Carolina																		
N22 NJIT																		
N26 vs. Gardner-Webb																		
N28 at UNCW																		
N29 vs. SE Louisiana																		
D3 at Delaware State																		
D7 Air Force																		
D15 Coppin State																		
D21 Rosemont																		
D31 Boston U.																		
J3 at Holy Cross																		
J7 Bucknell																		
J10 Lafayette																		
J12 at American																		
J17 at Lehigh																		
J21 Holy Cross																		
J24 Army																		
J28 at Boston U.																		
J31 Loyola																		
F4 at Lafayette																		
F7 American																		
F9 at Bucknell																		
F14 at Colgate																		
F18 Lehigh																		
F21 at Army																		
F25 at Loyola																		
F28 Colgate																		

2025-26 Season Highs		Career Highs	
Minutes			
27:29	Yale (11-7-25)	39:55	Holy Cross/ot (2-23-25)
Points			
13	at Presbyterian (11-3-25)	23	Holy Cross/ot (2-23-25)
Field Goals Made			
4	at Presbyterian (11-3-25)	9	Holy Cross/ot (2-23-25)
3-Point Field Goals Made			
3	at Presbyterian (11-3-25)	6	at American (2-26-25)
Free Throws Made			
3	Yale (11-7-25)	5	3x, Last: Bucknell (3-9-25)
Rebounds			
2	2x, Last: Yale (11-7-25)	10	at Lehigh (1-29-25)
Assists			
1	Yale (11-7-25)	4	at Boston U. (2-5-25)
Steals			
--	--	2	3x, Last: at Boston U. (3-6-25)
Blocks			
1	Yale (11-7-25)	1	6x, Last: Yale (11-7-25)

Career Statistics — All Games																				
Season	G-GS	Min.	Ave.	FG-A	Pct.	3FG-A	Pct.	FT-A	Pct.	OR	DR	TR	Ave.	PF-DQ	A	T	B	S	Pts.	Ave.
2023-24	23-5	348	15.1	28-93	.301	13-50	.260	13-18	.722	14	37	51	2.2	30-0	3	11	2	3	82	3.6
2024-25	34-34	927	27.3	123-315	.390	62-179	.346	55-76	.724	13	88	101	3.0	77-1	50	47	3	17	363	10.7
2025-26	2-2	55	27.5	5-16	.313	3-9	.333	5-5	1.00	0	4	4	2.0	5-0	1	1	1	0	18	9.0
Totals	59-41	1330	22.5	156-424	.368	78-238	.328	73-99	.737	27	129	156	2.6	112-1	5	4	6	20	463	7.8

Career Statistics — Patriot League Regular Season Games																				
Season	G-GS	Min.	Ave.	FG-A	Pct.	3FG-A	Pct.	FT-A	Pct.	OR	DR	TR	Ave.	PF-DQ	A	T	B	S	Pts.	Ave.
2023-24	13-3	209	16.1	20-60	.333	8-26	.308	5-7	.714	6	26	32	2.5	15-0	1	8	2	3	53	4.1
2024-25	18-18	539	29.9	80-190	.421	37-100	.370	31-46	.674	6	55	61	3.4	39-1	26	23	3	10	228	12.7
2025-26																				
Totals	31-21	748	24.1	100-250	.400	45-126	.357	36-53	.679	12	81	93	3.0	53-1	27	31	5	13	281	9.1



#30 • Mike Woods  
Sr. • F • 6-4 • 211 • Upper Marlboro, Md. • Douglass  
Academic Major: Political Science

2025-26 Game-by-Game Statistics 2025-26 Notes

Opponent	GS	Min.	FG	3FG	FT	O-D-T	PF	Pts.	A	T	S	B
N3 at Presbyterian	0	14:25	2-6	0-1	0-0	3-3-6	4	4	1	0	0	0
N7 Yale	0	18:49	2-5	1-1	4-4	1-5-6	1	9	1	2	0	0
N11 at Penn State												
N14 Washington, Md.												
N18 at N. Carolina												
N22 NJIT												
N26 vs. Gardner-Webb												
N28 at UNCW												
N29 vs. SE Louisiana												
D3 at Delaware State												
D7 Air Force												
D15 Coppin State												
D21 Rosemont												
D31 Boston U.												
J3 at Holy Cross												
J7 Bucknell												
J10 Lafayette												
J12 at American												
J17 at Lehigh												
J21 Holy Cross												
J24 Army												
J28 at Boston U.												
J31 Loyola												
F4 at Lafayette												
F7 American												
F9 at Bucknell												
F14 at Colgate												
F18 Lehigh												
F21 at Army												
F25 at Loyola												
F28 Colgate												

2025-26 Season Highs	Career Highs
Minutes	
18:49 Yale (11-7-25)	32:24 Army (1-20-24)
Points	
9 Yale (11-7-25)	17 Army (1-20-24)
Field Goals Made	
2 2x, Last: Yale (11-7-25)	7 Holy Cross/ot (2-23-25)
3-Point Field Goals Made	
1 Yale (11-7-25)	1 3x, Last: Yale (11-7-25)
Free Throws Made	
4 Yale (11-7-25)	6 at Colgate (2-3-24)
Rebounds	
6 2x, Last: Yale (11-7-25)	9 VMI (11-29-23)
Assists	
1 2x, Last: Yale (11-7-25)	4 4x, Last: Holy Cross (2-25-24)
Steals	
--	7 Loyola (3-1-25)
Blocks	
--	2 Lehigh (1-17-24)

Career Statistics — All Games																				
Season	G-GS	Min.	Ave.	FG-A	Pct.	3FG-A	Pct.	FT-A	Pct.	OR	DR	TR	Ave.	PF-DQ	A	T	B	S	Pts.	Ave.
2022-23	18-0	148	8.2	16-29	.552	0-5	.000	1-6	.167	22	7	29	1.6	19-0	4	7	2	6	33	1.8
2023-24	31-8	588	19.0	69-142	.486	0-0	.000	46-65	.708	65	58	123	4.0	76-2	38	16	8	24	184	5.9
2024-25	30-1	440	14.7	45-95	.474	2-12	.167	31-37	.838	34	43	77	2.6	50-0	28	18	5	34	123	4.1
2025-26	2-0	33	16.6	4-11	.364	1-2	.500	4-4	1.00	4	8	12	6.0	5-0	2	2	0	0	13	6.5
Totals	81-9	1210	14.9	134-277	.484	3-19	.158	82-112	.732	125	116	241	3.0	150-2	72	43	15	64	353	4.4

Career Statistics — Patriot League Regular Season Games																				
Season	G-GS	Min.	Ave.	FG-A	Pct.	3FG-A	Pct.	FT-A	Pct.	OR	DR	TR	Ave.	PF-DQ	A	T	B	S	Pts.	Ave.
2022-23	14-0	111	7.9	12-20	.600	0-3	.000	1-6	.167	16	5	21	1.5	14-0	3	5	2	4	25	1.8
2023-24	18-1	381	21.2	44-94	.468	0-0	.000	36-49	.735	44	30	74	4.1	54-1	31	7	5	14	124	6.9
2024-25	16-0	259	16.2	32-54	.593	2-7	.286	19-22	.864	21	31	52	3.3	30-0	15	10	5	19	85	5.3
2025-26																				
Totals	48-1	750	14.6	88-168	.524	2-10	.200	56-77	.727	81	66	147	3.1	98-1	49	22	12	37	234	4.9



## Statistics

## Season Records

Type	Overall	Home	Road	Neutral
<b>Overall</b>	<b>1-1</b>	<b>0-1</b>	<b>1-0</b>	<b>0-0</b>
Non-League Regular Season	1-1	0-1	1-0	0-0
Patriot League Regular Season				
Patriot League Tournament				

## Game-by-Game Results

Date	Opponent	Result	All	PL	High Points	High Rebounds	High Assists	High Steals	High Blocks
N3 #	at Presbyterian	W / 76-55	1-0	--	Kehoe 19	Kim / Woods 6	Benigni 5	Draper 4	Kehoe 1
<b>N7</b>	<b>Yale</b>	<b>L / 97-68</b>	<b>1-1</b>	<b>--</b>	<b>Kim 16</b>	<b>Draper 9</b>	<b>Benigni 4</b>	<b>Benigni 4</b>	<b>Draper 2</b>
N11	at Penn State								
<b>N14</b>	<b>Washington, Md.</b>								
N18	at North Carolina								
<b>N22</b>	<b>NJIT</b>								
N26 &	vs. Gardner-Webb								
N28 &	at UNCW								
N29 &	vs. SE Louisiana								
D3	at Delaware State								
<b>D7</b>	<b>Air Force</b>								
<b>D15</b>	<b>Coppin State</b>								
<b>D21</b>	<b>Rosemont</b>								
<b>D31 •</b>	<b>Boston U.</b>								
J3	• at Holy Cross								
<b>J7</b>	<b>Bucknell</b>								
<b>J10</b>	<b>Lafayette</b>								
J12	• at American								
J17	• at Lehigh								
<b>J21</b>	<b>Holy Cross</b>								
<b>J24</b>	<b>Army</b>								
J28	• at Boston U.								
<b>J31</b>	<b>Loyola</b>								
F4	• at Lafayette								
<b>F7</b>	<b>American</b>								
F9	• at Bucknell								
F14	• at Colgate								
<b>F18</b>	<b>Lehigh</b>								
F21	• at Army								
<b>F25</b>	<b>Loyola</b>								
F28	• Colgate								

## Navy's W-L Record When ...

Lead at halftime	1-0	More fouls	0-0	More 2nd chance pts.	1-0
Tied at halftime	0-0	Equal fouls	1-0	Equal 2nd chance pts.	0-0
Trail at halftime	0-1	Fewer fouls	0-1	Fewer 2nd chance pts.	0-1
Higher FG pct.	1-0	More assists	1-0	More fast break pts.	1-0
Equal FG pct.	0-0	Equal assists	0-0	Equal fast break pts.	0-0
Lower FG pct.	0-1	Fewer assists	0-1	Fewer fast break pts.	0-1
Higher 3-pt. FG pct.	1-0	More turnovers by	0-1	More bench pts.	0-0
Equal 3-pt. FG pct.	0-0	Equal turnovers	0-0	Equal bench pts.	0-0
Lower 3-pt. FG pct.	0-1	Fewer turnovers by	1-0	Fewer bench pts.	1-1
More 3-pt. FGM	1-0	More steals	1-0	Score 49 or less pts.	0-0
Equal 3-pt. FGM	0-0	Equal steals	0-0	Score 50-59 pts.	0-0
Fewer 3-pt. FGM	0-1	Fewer steals	0-1	Score 60-69 pts.	0-1
Higher FT pct.	1-0	More blocked shots	0-0	Score 70-79 pts.	1-0
Equal FT pct.	0-0	Equal blocked shots	0-1	Score 80 or more pts.	0-0
Lower FT pct.	0-1	Fewer blocked shots	1-0	Allow 49 or less pts.	0-0
More FTA	1-1	More pts. off turnovers	1-0	Allow 50-59 pts.	1-0
Equal FTA	0-0	Equal pts. off turnovers	0-0	Allow 60-69 pts.	0-0
Fewer FTA	0-0	Fewer pts. off turnovers	0-1	Allow 70-79 pts.	0-0
More rebounds	1-0	More pts. in the paint	1-0	Allow 80 or more pts.	0-1
Equal rebounds	0-0	Equal pts. in the paint	0-0		
Fewer rebounds	0-1	Fewer pts. in the paint	0-1		





## Statistics

## Game-by-Game Statistics

Date	Opponent	1	(+/-)	2	(+/-)	OT	Tot.	FG-A	FG%	3FG-A	3FG%	FT-A	FT%	OR	DR	TR	PF-DQ	A	T	S	B
N3	Navy	37	20	39	1	--	76	27-55	.491	6-15	.400	16-24	.667	10	24	34	20-1	14	8	9	1
	at Presbyterian	17		38		--	55	19-49	.388	3-21	.143	14-22	.636	10	21	31	20-2	7	15	5	7
N7	# at Navy	31	-15	37	-14	--	68	22-50	.440	3-14	.214	21-28	.750	6	23	29	20-0	12	19	7	5
	Yale	46		51		--	97	33-66	.500	12-26	.462	19-23	.826	12	25	37	22-0	22	10	11	5
N11	Navy																				
	at Penn State																				
N14	at Navy																				
	Washington, Md.																				
N18	Navy																				
	at North Carolina																				
N22	at Navy																				
	NJIT																				
N26 &	Navy																				
	vs. Gardner-Webb																				
N28 &	Navy																				
	at UNCW																				
N29	Navy																				
	vs. SE Louisiana																				
D3	Navy																				
	at Delaware State																				
D7	at Navy																				
	Air Force																				
D15	at Navy																				
	Coppin State																				
D21	at Navy																				
	Rosemont																				
D31 •	at Navy																				
	Boston U.																				
J3 •	Navy																				
	at Holy Cross																				
J7 •	at Navy																				
	Bucknell																				
J10 •	at Navy																				
	Lafayette																				
J12 •	Navy																				
	at American																				
J17 •	Navy																				
	at Lehigh																				
J21 •	at Navy																				
	Holy Cross																				
J24 •	at Navy																				
	Army																				
J28 •	Navy																				
	at Boston U.																				
J31 •	at Navy																				
	Loyola																				
F4 •	Navy																				
	at Lafayette																				
F7 •	at Navy																				
	American																				
F9 •	Navy																				
	at Bucknell																				
F14 •	Navy																				
	at Colgate																				
F18 •	at Navy																				
	Lehigh																				
F21 •	Navy																				
	at Army																				
F25 •	at Navy																				
	Loyola																				
F28 •	at Navy																				
	Colgate																				



Statistics

Games Led Navy / Tied for Navy Lead in ...

Points					
Player	2022-23	2023-24	2024-25	2025-26	Career
Benigni	2	20	23	0	45
Draper	—	1	2	0	3
Kehoe	0	0	4	1	5
Kim	—	0	0	1	1
Krist	0	0	1	0	1
Pennick	—	1	4	0	5
Woods	0	3	0	0	3
Rebounds					
Player	2022-23	2023-24	2024-25	2025-26	Career
Benigni	0	1	0	0	1
Draper	—	24	16	1	41
Kehoe	0	3	22	0	25
Kim	—	0	0	1	1
Woods	1	2	1	1	5
Assists					
Player	2022-23	2023-24	2024-25	2025-26	Career
Benigni	5	20	27	2	54
Draper	—	1	3	0	4
Kehoe	0	2	3	0	5
Kim	—	0	2	0	2
Pennick	—	0	2	0	2
Woods	0	3	2	0	5
Steals					
Player	2022-23	2023-24	2024-25	2025-26	Career
Benigni	7	5	7	1	20
Cole	—	1	2	0	3
Draper	—	15	14	1	30
Howard	—	2	0	0	2
Kehoe	0	2	5	0	7
Kim	—	1	1	0	2
Krist	0	0	2	0	2
Pennick	—	0	2	0	2
Woods	0	5	9	0	14
Blocks					
Player	2022-23	2023-24	2024-25	2025-26	Career
Benigni	0	2	7	0	9
Cole	—	0	2	0	2
Draper	—	14	13	1	28
Gray	—	—	1	0	1
Howard	—	1	0	0	1
Kehoe	2	9	22	1	34
Kim	—	0	3	0	3
Krist	0	0	2	0	2
Pennick	—	1	1	0	2
Woods	1	5	5	0	11

Games with ...

10 or More Points					
Player	2022-23	2023-24	2024-25	2025-26	Career
Benigni	3	27	31	2	63
Cole	—	0	3	0	3
Draper	—	14	12	0	26
Kehoe	0	1	17	1	19
Kim	—	0	10	1	11
Krist	0	0	2	0	2
Pennick	—	1	20	1	22
Woods	0	7	4	0	11
20 or More Points					
Player	2022-23	2023-24	2024-25	2025-26	Career
Benigni	2	9	15	0	26
Draper	—	1	1	0	2
Fischer	0	1	0	0	1
Kehoe	0	0	1	0	1
Pennick	—	0	3	0	3
30 or More Points					
Player	2022-23	2023-24	2024-25	2025-26	Career
Benigni	0	1	2	0	3
10 or More Rebounds					
Player	2022-23	2023-24	2024-25	2025-26	Career
Draper	—	13	9	0	22
Kehoe	0	3	13	0	16
Pennick	—	0	1	0	1
20 or More Rebounds					
Player	2022-23	2023-24	2024-25	2025-26	Career
Kehoe	0	0	1	0	1
Double-Doubles (Points-Rebounds)					
Player	2022-23	2023-24	2024-25	2025-26	Career
Draper	—	10	4	0	14
Kehoe	—	0	8	0	8
Pennick	—	0	1	0	1
3 or More 3-Point Field Goals Made					
Player	2022-23	2023-24	2024-25	2025-26	Career
Benigni	0	0	2	0	2
Cole	—	0	1	0	1
Draper	0	1	1	0	2
Kim	—	0	5	0	5
Krist	0	0	2	0	2
Pennick	—	1	7	1	9
5 or More Assists					
Player	2022-23	2023-24	2024-25	2025-26	Career
Benigni	5	10	15	1	31
Draper	—	0	1	0	1
Kehoe	0	1	0	0	1
3 or More Steals					
Player	2022-23	2023-24	2024-25	2025-26	Career
Benigni	0	0	4	1	5
Cole	—	1	1	0	2
Draper	—	10	3	1	14
Kehoe	0	0	2	0	2
Kim	—	0	1	0	1
Woods	0	2	4	0	6
3 or More Blocks					
Player	2022-23	2023-24	2024-25	2025-26	Career
Draper	—	0	1	0	1
Kehoe	0	1	3	0	4



Statistics

Game-by-Game Specialty Statistics

Date	Opponent		Result	Lg. Navy Lead	Lg. Opp. Lead	Lg. Navy Run	Lg. Opp. Run	Ties	Lead Changes	Time Navy Led	Time Opp. Led	Time Tied	Game Poss.	Navy PPP	Opp PPP
N3	at Presbyterian	W	76-55	32	2	12	6	3	5	35:06	01:06	03:48	65	1.18	0.85
N7	# Yale	L	97-68	8	36	10	14	5	4	06:53	31:16	01:51	76	0.90	1.28
N11	at Penn State														
N14	Washington (Md.)														
N18	at North Carolina														
N22	NJIT														
N26 &	vs. Gardner-Webb														
N28 &	at UNCW														
N29 &	at SE Louisiana														
D3	at Delaware State														
D7	Air Force														
D15	Coppin State														
D21	Rosemont														
D31 •	Boston U.														
J3	• at Holy Cross														
J7	• Bucknell														
J10 •	Lafayette														
J12	• at American														
J17	• at Lehigh														
J21	• Holy Cross														
J24 •	Army														
J28	• at Boston U.														
J31 •	Loyola														
F4	• at Lafayette														
F7	• American														
F9	• at Bucknell														
F14	• at Colgate														
F18	Lehigh														
F21 •	at Army														
F25	• at Loyola														
F28 •	Colgate														

Date	Opponent	Result	Off. Turn.		Paint		2nd Ch.		Fast Break		Bench		Class			
			N	Opp	N	Opp	N	Opp	N	Opp	N	Opp	Fr.	So.	Jr.	Sr.
N3	at Presbyterian	W	76-55	19 • 8	30 • 28	10 • 5	10 • 9	18	• 20	0	• 34	19	0	7	27	42
N7	# Yale	L	97-68	11 • 30	34 • 38	7 • 18	0 • 6	19	• 34	1	0	30	37			
N11	at Penn State															
N14	Washington (Md.)															
N18	at North Carolina															
N22	NJIT															
N26	& vs. Gardner-Webb															
N28	& at UNCW															
N29	& at SE Louisiana															
D3	at Delaware State															
D7	Air Force															
D15	Coppin State															
D21	Rosemont															
D31	• Boston U.															
J3	• at Holy Cross															
J7	• Bucknell															
J10	• Lafayette															
J12	• at American															
J17	• at Lehigh															
J21	• Holy Cross															
J24	• Army															
J28	• at Boston U.															
J31	• Loyola															
F4	• at Lafayette															
F7	• American															
F9	• at Bucknell															
F14	• at Colgate															
F18	Lehigh															
F21	• at Army															
F25	• at Loyola															
F28	• Colgate															



Statistics

Starting Lineups

Date	Opponent	Result	Starters (alpha order)				
N3	at Presbyterian	W - 76-55	Benigni	Draper	Kehoe	Kim	Pennick
N7	# Yale	L - 97-68	Benigni	Draper	Kehoe	Kim	Pennick
N11	at Penn State						
N14	Washington (Md.)						
N18	at North Carolina						
N22	NJIT						
N26	& vs. Gardner-Webb						
N28	& at UNCW						
N29	& at SE Louisiana						
D3	at Delaware State						
D7	Air Force						
D15	Coppin State						
D21	Rosemont						
D31	• Boston U.						
J3	• at Holy Cross						
J7	• Bucknell						
J10	• Lafayette						
J12	• at American						
J17	• at Lehigh						
J21	• Holy Cross						
J24	• Army						
J28	• at Boston U.						
J31	• Loyola						
F4	• at Lafayette						
F7	• American						
F9	• at Bucknell						
F14	• at Colgate						
F18	Lehigh						
F21	• at Army						
F25	• at Loyola						
F28	• Colgate						

Career Starts

Players	'22-23	'23-24	'24-25	'25-26	Career
Ashley	—	—	—	0	0
Benigni	7	31	33	2	73
Burnett	—	0	0	0	0
Cole	—	0	0	0	0
Cormany	—	0	0	0	0
de Jongh	—	—	0	0	0
Draper	—	23	33	2	57
Gabbidon	—	0	0	0	0
Gaffney	—	—	—	0	0
Gray	—	—	0	0	0
Howard	—	0	0	0	0
Kearns	—	—	—	0	0
Kehoe	0	5	32	2	39
Kim	—	4	22	2	28
King	—	—	0	0	0
Krist	0	0	0	0	0
McConnell	—	—	—	0	0
McLeod	—	—	—	0	0
Morgan	—	—	—	0	0
Pennick	—	5	33	2	40
Pollock	—	—	—	0	0
Raji	—	—	0	0	0
Woods	0	8	1	0	9

Starting Lineups (alpha order)

No.	Lineup					2025-26 Game #s	2025-26 W-L	All-Time W-L
1	Benigni	Draper	Kehoe	Kim	Pennick	1-2	1-1	12-11
-	Benigni	Kehoe	Kim	Pennick	Woods	-	-	0-1



Statistics

Specialty Free Throw Opportunity Results by Current Mids

Field Goal Made + Free Throw Attempt			
2022-23			
Name	Date	Opponent	FTA Result
Austin Benigni	11-14	at Coppin State	GOOD
Austin Benigni	11-20	Youngstown State	GOOD
Austin Benigni	11-20	Youngstown State	GOOD
Austin Benigni	12-7	at West Virginia	GOOD
Austin Benigni	12-7	at West Virginia	miss
Austin Benigni	12-30	at Boston U.	GOOD
Austin Benigni	1-28	American	GOOD
Mike Woods	2-15	at Lehigh	miss

2023-24			
Name	Date	Opponent	FTA Result
Donovan Draper	11-6	at Campbell	GOOD
Austin Benigni	11-6	at Campbell	GOOD
Donovan Draper	11-10	Temple	GOOD
Austin Benigni	11-10	Temple	miss
Mike Woods	11-18	at UC San Diego	GOOD
Austin Benigni	11-20	at San Diego	GOOD
Donovan Draper	11-20	VMI	GOOD
Austin Benigni	12-5	at George Wash./ot	GOOD
Austin Benigni	12-5	at George Wash./ot	GOOD
Austin Benigni	12-5	at George Wash./ot	GOOD
Donovan Draper	12-17	Washington (Md.)	GOOD
Mike Woods	12-17	Washington (Md.)	miss
Donovan Draper	12-21	at Youngstown St.	GOOD
Austin Benigni	12-30	William & Mary	GOOD
Donovan Draper	12-30	William & Mary	miss
Austin Benigni	12-30	William & Mary	GOOD
Austin Benigni	1-3	Boston U.	GOOD
Austin Benigni	1-3	Boston U.	GOOD
Donovan Draper	1-3	Boston U.	GOOD
Mike Woods	1-10	at Holy Cross	GOOD
Austin Benigni	1-10	at Holy Cross	GOOD
Austin Benigni	1-13	at Lafayette	miss
Mike Woods	1-13	at Lafayette	GOOD
Donovan Draper	1-17	Lehigh	miss

Donovan Draper	1-17	Lehigh	GOOD
Donovan Draper	1-17	Lehigh	miss
Donovan Draper	1-20	Army	GOOD
Donovan Draper	1-24	at Bucknell	GOOD
Jordan Pennick	1-27	Loyola	miss
Austin Benigni	1-27	Loyola	GOOD
Donovan Draper	2-10	at Army	miss
Mike Woods	2-17	at Boston U.	miss
Austin Bengni	2-17	at Boston U.	GOOD
Austin Benigni	2-21	at Loyola	GOOD
Austin Benigni	2-21	at Loyola	GOOD
Austin Benigni	2-25	Holy Cross	GOOD
Austin Benigni	2-25	Holy Cross	GOOD
Donovan Draper	3-2	at American	GOOD
Aidan Kehoe	3-5	Loyola	miss
Donovan Draper	3-5	Loyola	GOOD

2024-25			
Name	Date	Opponent	FTA Result
Austin Benigni	11-4	at Saint Joseph's	GOOD
Austin Benigni	11-4	at Saint Joseph's	GOOD
Austin Benigni	11-8	Harvard	GOOD
Aidan Kehoe	11-17	Campbell	miss
Donovan Draper	11-25	Washington (Md.)	miss
Sam Krist	11-30	vs. Elon	GOOD
Aidan Kehoe	11-30	vs. Elon	miss
Austin Benigni	12-1	vs. Maine	GOOD
Aidan Kehoe	12-1	vs. Maine	GOOD
Donovan Draper	12-1	vs. Maine	GOOD
Austin Benigni	12-7	at NJIT	GOOD
Austin Kehoe	12-7	at NJIT	miss
Donovan Draper	12-15	at Virginia Tech	GOOD
Donovan Draper	12-15	at Virginia Tech	GOOD
Aidan Kehoe	12-29	at William & Mary	GOOD
Donovan Draper	1-2	American	GOOD
Austin Benigni	1-2	American	GOOD
Aidan Kehoe	1-2	American	miss
Jordan Pennick	1-5	Lafayette	GOOD

Jinwoo Kim	1-5	Lafayette	miss
Aidan Kehoe	1-8	at Holy Cross	miss
Donovan Draper	1-11	at Loyola	GOOD
Donovan Draper	1-15	Colgate	GOOD
Jordan Pennick	1-18	at Bucknell	miss
Donovan Draper	1-18	at Bucknell	GOOD
Austin Benigni	1-18	at Bucknell	GOOD
Austin Benigni	1-29	at Lehigh	GOOD
Austin Benigni	1-29	at Lehigh	GOOD
Austin Benigni	2-1	Bucknell	GOOD
Austin Benigni	2-5	at Boston U.	miss
Jordan Pennick	2-8	at Lafayette	GOOD
Austin Benigni	2-8	at Lafayette	GOOD
Jordan Pennick	2-19	at Colgate	miss
Aidan Kehoe	2-19	at Colgte	GOOD
Jordan Pennick	2-19	at Colgate	miss
Austin Benigni	2-19	at Colgate	GOOD
Mike Woods	2-26	at American	GOOD
Austin Benigni	2-26	at American	GOOD
Mike Woods	2-26	at American	GOOD
Austin Benigni	3-1	Loyola	GOOD
Jordan Pennick	3-1	Loyola	GOOD
Austin Benigni	3-1	Loyola	GOOD
Mike Woods	3-6	at Boston U.	GOOD
Austin Benigni	3-9	at Bucknell	GOOD
Donovan Draper	3-12	at American	GOOD

2025-26			
Name	Date	Opponent	FTA Result
Austin Benigni	11-3	at Presbyterian	GOOD
Donovan Draper	11-7	Yale	no good
Jinwoo Kim	11-7	Yale	no good
Jinwoo Kim	11-7	Yale	GOOD
Jordan Pennick	11-7	Yale	GOOD

Three Free Throw Attempts

2023-24					
Name	Date	Opponent	FTA #1	FTA #2	FTA #3
Jordan Pennick	11-20	at San Diego	miss	GOOD	GOOD
Donovan Draper	12-3	Coppin State	GOOD	miss	GOOD
Austin Benigni	12-21	at Youngstown State	GOOD	miss	GOOD
Austin Benigni	2-7	Bucknell	miss	GOOD	GOOD

2024-25					
Name	Date	Opponent	FTA #1	FTA #2	FTA #3
Cam Cole	11-12	Rider	miss	GOOD	GOOD
Sam Krist	11-19	Quinnipiac	GOOD	GOOD	GOOD
Sam Krist	11-30	vs. Elon	GOOD	GOOD	GOOD
Cam Cole	11-30	vs. Elon	GOOD	GOOD	GOOD
Jordan Pennick	12-21	at Coppin State	miss	GOOD	GOOD
Jinwoo Kim	12-29	at William & Mary	miss	GOOD	GOOD
Jordan Pennick	2-8	at Lafayette	GOOD	miss	GOOD
Jordan Pennick	3-1	Loyola	miss	GOOD	GOOD

Three-Point Field Goal Made + Free Throw Attempt

2024-25			
Name	Date	Opponent	FTA Result
Jordan Pennick	12-21	at Coppin State	GOOD



Statistics

Game 1 – Navy 76, Presbyterian 55													
Nov. 3, 2025; Clinton, S.C.													
Navy	MP	FG	3FG	FT	R	F	TP	A	T	S	B		
Draper	26	2-4	1-3	3-4	3	5	8	3	1	4	0		
Kehoe	34	9-11	0-0	1-3	3	2	19	1	3	0	1		
Benigni	34	3-12	0-0	5-6	4	1	11	5	2	2	0		
Kim	31	2-5	0-2	3-4	6	1	7	3	1	1	0		
Pennick	27	4-8	3-5	2-2	2	3	13	0	0	0	0		
Woods	14	2-6	0-1	0-0	6	4	4	1	0	0	0		
Burnett	15	2-3	1-1	1-3	2	1	6	1	0	0	0		
Howard	4	1-1	0-0	0-0	1	0	2	0	0	0	0		
Cole	8	2-3	1-2	0-0	2	2	5	0	1	2	0		
Cormany	2	0-0	0-0	0-0	0	1	0	0	0	0	0		
Ashley	2	0-0	0-0	0-0	0	0	0	0	0	0	0		
Jackson	2	0-1	0-1	1-2	1	0	1	0	0	0	0		
Gaffney	1	0-1	0-0	0-0	0	0	0	0	0	0	0		
Krist	1	0-0	0-0	0-0	0	0	0	0	0	0	0		
Totals	200	27-55	6-15	16-24	34	20	76	14	8	9	1		

Presbyterian	MP	FG	3FG	FT	R	F	TP	A	T	S	B		
Pierce	26	2-6	0-0	1-3	13	3	5	1	4	0	2		
Peterson	32	2-3	0-0	0-2	10	0	4	1	2	2	3		
King	31	3-8	0-4	1-2	1	5	7	0	3	0	0		
Wilson	23	4-5	1-2	4-6	1	5	13	0	2	3	0		
Parrish	27	1-12	0-7	4-4	2	1	6	2	2	0	1		
Pickett	19	0-4	0-3	2-2	0	0	2	0	1	0	0		
Chiakwelu	11	3-4	0-0	0-1	0	2	6	0	0	0	1		
Taylor	17	3-4	1-2	0-0	1	2	7	2	0	0	0		
Hudson	11	1-3	1-3	2-2	1	2	5	1	1	0	0		
Totals	200	19-49	3-21	14-22	31	20	55	7	15	5	7		

	1	2	Tot
Navy	37	39	76
Presbyterian	17	38	55














Game 2 – Yale 97, Navy 68													
Nov. 7, 2025; Annapolis, Md.													
Yale	MP	FG	3FG	FT	R	F	TP	A	T	S	B		
Celiscar	27	5-10	1-4	2-3	4	2	13	4	1	2	0		
Townsend	29	7-12	4-6	5-6	9	2	23	5	2	0	0		
Aletan	14	3-4	0-0	1-2	5	4	7	0	0	0	5		
Mullin	28	4-7	2-4	4-5	1	2	14	6	2	2	0		
Simmons	23	2-3	0-0	2-2	4	2	6	2	2	1	0		
Arlington	18	0-3	0-1	0-0	1	2	0	2	1	2	0		
Brathwaite	17	0-5	0-2	0-0	0	4	0	1	0	2	0		
Fox	22	8-13	4-6	4-4	4	2	24	1	0	2	0		
Sullivan	7	1-2	1-2	0-0	0	0	3	0	2	0	0		
Wallace	5	1-2	0-0	0-0	1	1	2	0	0	0	0		
Basima	4	0-1	0-0	0-0	0	1	0	1	0	0	0		
Ogunyemi	3	2-3	0-0	1-1	4	0	5	0	0	0	0		
Loving	3	0-1	0-1	0-0	0	0	0	0	0	0	0		
Totals	200	33-66	12-26	19-23	37	22	97	22	10	11	5		

Navy	MP	FG	3FG	FT	R	F	TP	A	T	S	B		
Draper	29	4-9	0-2	0-1	9	1	8	2	2	0	2		
Kehoe	24	3-3	0-0	0-2	4	2	6	2	2	0	0		
Benigni	35	3-8	0-1	8-10	1	4	14	4	5	4	0		
Kim	35	6-12	1-4	3-4	4	2	16	0	2	1	1		
Pennick	27	1-8	0-4	3-3	2	2	5	1	1	0	1		
Burnett	14	0-2	0-1	0-0	1	3	0	0	2	1	1		
Woods	19	2-5	1-1	4-4	6	1	9	1	2	0	0		
Howard	5	1-1	0-0	2-2	1	1	4	2	0	0	0		
Cole	11	2-2	1-1	0-0	0	3	5	0	2	1	0		
Jackson	2	0-0	0-0	1-2	0	1	1	0	1	0	0		
Totals	200	22-50	3-14	21-28	29	20	68	12	19	7	5		

	1	2	Tot
Yale	46	51	97
Navy	31	37	68



## 2025-26 Photo Roster

0 Nyles  
Howard1 Austin  
Benigni2 Cam  
Cole3 Julian  
Gabbidon5 Julien  
King7 David  
Burnett8 Sam  
Krist9 Reiss  
Whitaker10 Jinwoo  
Kim11 Donovan  
Draper14 Cam  
Cormany15 Davyn  
de Jongh20 Matt  
Gaffney21 Jordan  
Pennick22 Colin  
Pollock24 Steven  
McLeod25 Jerry  
Ashley Jr.30 Mike  
Woods32 Jordan  
McConnell33 Tobi  
Raji35 Luke  
Morgan40 C.J.  
Kearns42 Cooper  
Jackson77 Owen  
Gray99 Aidan  
Kehoe





2025-26 Overall Statistics



2025-26 Navy Men's Basketball  
Combined Team Statistics  
All games

Page 1/1  
as of Nov 08, 2025

Game Records

Record	Overall	Home	Away	Neutral
ALL GAMES	1-1	0-1	1-0	0-0
CONFERENCE	0-0	0-0	0-0	0-0
NON-CONFERENCE	1-1	0-1	1-0	0-0

Score by Periods

Team	1st	2nd	OT	TOT
Navy	68	76	0	144
Opponents	63	89	0	152

Team Box Score

No.	Player				Total		3-Point		F-Throw		Rebounds											
		GP-GS	MIN	AVG	FG-FGA	FG%	3FG-3FGA	3FG%	FT-FTA	FT%	OFF	DEF	TOT	AVG	PF	DQ	A	TO	BLK	STL	PTS	AVG
1	BENIGNI, Austin	2-2	69:09	34.6	6-20	.300	0-1	.000	13-16	.813	0	5	5	2.5	5	0	9	7	0	6	25	12.5
99	KEHOE, Aidan	2-2	57:27	28.7	12-14	.857	0-0	.000	1-5	.200	1	6	7	3.5	4	0	3	5	1	0	25	12.5
10	KIM, Jinwoo	2-2	65:12	32.6	8-17	.471	1-6	.167	6-8	.750	5	5	10	5.0	3	0	3	3	1	2	23	11.5
21	PENNICK, Jordan	2-2	54:55	27.5	5-16	.313	3-9	.333	5-5	1.000	0	4	4	2.0	5	0	1	1	1	0	18	9.0
11	DRAPER, Donovan	2-2	54:41	27.3	6-13	.462	1-5	.200	3-5	.600	4	8	12	6.0	6	1	5	3	2	4	16	8.0
30	WOODS, Mike	2-0	33:14	16.6	4-11	.364	1-2	.500	4-4	1.000	4	8	12	6.0	5	0	2	2	0	0	13	6.5
2	COLE, Cam	2-0	18:51	9.4	4-5	.800	2-3	.667	0-0	.000	0	2	2	1.0	5	0	0	3	0	3	10	5.0
0	HOWARD, Nyles	2-0	09:11	4.6	2-2	1.000	0-0	.000	2-2	1.000	0	2	2	1.0	1	0	2	0	0	0	6	3.0
7	BURNETT, David	2-0	28:19	14.2	2-5	.400	1-2	.500	1-3	.333	1	2	3	1.5	4	0	1	2	1	1	6	3.0
42	JACKSON, Cooper	2-0	03:51	1.9	0-1	.000	0-1	.000	2-4	.500	0	1	1	0.5	1	0	0	1	0	0	2	1.0
14	CORMANY, Cam	1-0	01:52	1.9	0-0	.000	0-0	.000	0-0	.000	0	0	0	0.0	1	0	0	0	0	0	0	0.0
8	KRIST, Sam	1-0	00:33	0.6	0-0	.000	0-0	.000	0-0	.000	0	0	0	0.0	0	0	0	0	0	0	0	0.0
25	ASHLEY JR., Jerry	1-0	01:52	1.9	0-0	.000	0-0	.000	0-0	.000	0	0	0	0.0	0	0	0	0	0	0	0	0.0
20	GAFFNEY, Matt	1-0	00:52	0.9	0-1	.000	0-0	.000	0-0	.000	0	0	0	0.0	0	0	0	0	0	0	0	0.0
Team											1	4	5									
Total		2	400		49-105	.467	9-29	.310	37-52	.712	16	47	63	31.5	40	1	26	27	6	16	144	72.0
Opponents		2	400		52-115	.452	15-47	.319	33-45	.733	22	46	68	34.0	42	2	29	25	12	16	152	76.0

Team Statistics

	NAVY	OPP
Scoring	144	152
Points per game	72.0	76.0
Scoring margin	-4.0	-
Field goals-att	49-105	52-115
Field goal pct	.467	.452
3 point fg-att	9-29	15-47
3-point FG pct	.310	.319
3-pt FG made per game	4.5	7.5
Free throws-att	37-52	33-45
Free throw pct	.712	.733
F-Throws made per game	18.5	16.5
Rebounds	63	68
Rebounds per game	31.5	34.0
Rebounding margin	-2.5	-
Assists	26	29
Assists per game	13.0	14.5
Turnovers	27	25
Turnovers per game	13.5	12.5
Turnover margin	-1.0	-
Assist/turnover ratio	1.0	1.2
Steals	16	16
Steals per game	8.0	8.0
Blocks	6	12
Blocks per game	3.0	6.0
Winning streak	0	-
Home win streak	0	-
Attendance	1958	471
Home games-Avg/Game	1-1958	1-471
Neutral site-Avg/Game	-	0-0

Team Results

Date	Opponent		Score	Att.
11/03/2025	at Presbyterian	W	76-55	471
11/07/2025	Yale	L	68-97	1958





2024-25 Overall Statistics



2024-25 Navy Men's Basketball  
Combined Team Statistics  
All games

Page 1/1  
as of Mar 13, 2025

Game Records

Record	Overall	Home	Away	Neutral
ALL GAMES	15-19	9-5	6-12	0-2
CONFERENCE	10-8	7-2	3-6	0-0
NON-CONFERENCE	5-11	2-3	3-6	0-2

Score by Periods

Team	1st	2nd	OT	TOT
Navy	1104	1291	12	2407
Opponents	1108	1279	6	2393

Team Box Score

No.	Player				Total		3-Point		F-Throw		Rebounds											
		GP-GS	MIN	AVG	FG-FGA	FG%	3FG-3FGA	3FG%	FT-FTA	FT%	OFF	DEF	TOT	AVG	PF	DQ	A	TO	BLK	STL	PTS	AVG
1	BENIGNI, Austin	34-34	1148:52	33.8	192-473	.406	34-101	.337	220-255	.863	21	90	111	3.3	85	1	146	80	8	31	638	18.8
21	PENNICK, Jordan	34-34	927:14	27.3	123-315	.390	62-179	.346	55-76	.724	13	88	101	3.0	77	1	50	47	3	17	363	10.7
99	KEHOE, Aidan	34-33	994:41	29.3	141-227	.621	0-0	.000	25-75	.333	115	187	302	8.9	58	1	54	54	37	31	307	9.0
11	DRAPER, Donovan	34-33	965:21	28.4	102-238	.429	22-75	.293	60-75	.800	85	193	278	8.2	85	1	71	59	22	52	286	8.4
10	KIM, Jinwoo	34-23	881:59	25.9	78-204	.382	37-91	.407	39-61	.639	24	48	72	2.1	52	1	35	24	3	13	232	6.8
2	REHNSTROM, Lysander	34-11	442:03	13.0	52-139	.374	43-119	.361	4-6	.667	3	35	38	1.1	37	0	9	19	1	8	151	4.4
17	MEDALIE, Jack	14-0	144:46	10.3	21-51	.412	6-27	.222	13-15	.867	7	27	34	2.4	10	0	10	9	2	4	61	4.4
30	WOODS, Mike	30-1	439:60	14.7	45-95	.474	2-12	.167	31-37	.838	34	43	77	2.6	50	0	28	18	5	34	123	4.1
8	KRIST, Sam	13-0	120:20	9.3	15-38	.395	13-32	.406	6-6	1.000	5	5	10	0.8	11	0	3	2	2	4	49	3.8
3	COLE, Cam	26-0	256:54	9.9	24-69	.348	12-43	.279	13-19	.684	3	18	21	0.8	43	0	13	14	2	14	73	2.8
15	JOHNSON, Carnegie	33-0	274:27	8.3	32-89	.360	16-48	.333	7-15	.467	5	24	29	0.9	19	0	23	11	2	8	87	2.6
24	GABBIDON, Julian	1-0	00:48	0.8	0-0	.000	0-0	.000	2-2	1.000	0	0	0	0.0	0	0	0	0	0	0	2	2.0
18	DE JONGH, Davyn	1-0	03:40	3.7	1-1	1.000	0-0	.000	0-0	.000	0	1	1	1.0	0	0	1	0	0	0	2	2.0
25	BURNETT, David	4-0	30:19	7.6	3-6	.500	0-1	.000	1-5	.200	1	3	4	1.0	2	0	1	1	1	0	7	1.8
5	FISCHER, Mitch	25-1	165:52	6.6	8-31	.258	2-9	.222	7-12	.583	17	18	35	1.4	25	0	6	5	2	5	25	1.0
42	JACKSON, Cooper	3-0	12:36	4.2	0-2	.000	0-0	.000	1-2	.500	0	1	1	0.3	3	0	1	0	0	1	1	0.3
26	NOBLE, Jackson	1-0	02:27	2.5	0-0	.000	0-0	.000	0-0	.000	0	1	1	1.0	0	0	0	0	0	0	0	0.0
0	HOWARD, Nyles	2-0	06:01	3.0	0-1	.000	0-0	.000	0-0	.000	0	1	1	0.5	0	0	1	0	0	0	0	0.0
77	GRAY, Owen	1-0	00:48	0.8	0-0	.000	0-0	.000	0-0	.000	0	1	1	1.0	0	0	0	0	1	0	0	0.0
14	CORMANY, Cam	2-0	05:53	2.9	0-0	.000	0-0	.000	0-0	.000	0	1	1	0.5	0	0	0	2	0	0	0	0.0
Team											50	48	98					22				
Total		34	6825		837-1979	.423	249-737	.338	484-661	.732	383	833	1216	35.8	557	5	452	367	91	222	2407	70.8
Opponents		34	6825		843-1887	.447	267-773	.345	440-624	.705	306	837	1143	33.6	604	14	423	407	114	193	2393	70.4

Team Statistics

	NAVY	OPP
Scoring	2407	2393
Points per game	70.8	70.4
Scoring margin	+0.4	-
Field goals-att	837-1979	843-1887
Field goal pct	.423	.447
3 point fg-att	249-737	267-773
3-point FG pct	.338	.345
3-pt FG made per game	7.3	7.9
Free throws-att	484-661	440-624
Free throw pct	.732	.705
F-Throws made per game	14.2	12.9
Rebounds	1216	1143
Rebounds per game	35.8	33.6
Rebounding margin	+2.1	-
Assists	452	423
Assists per game	13.3	12.4
Turnovers	367	407
Turnovers per game	10.8	12.0
Turnover margin	+1.2	-
Assist/turnover ratio	1.2	1.0
Steals	222	193
Steals per game	6.5	5.7
Blocks	91	114
Blocks per game	2.7	3.4
Winning streak	0	-
Home win streak	4	-
Attendance	22785	30213
Home games-Avg/Game	14-1628	18-1679
Neutral site-Avg/Game	-	2-764

Team Results

Date	Opponent	Score	Att.
11/04/2024	at Saint Joseph's	L	63-70
11/08/2024	Harvard	W	85-80
11/12/2024	Rider	L	79-90
11/17/2024	Campbell	L	66-86
11/19/2024	Quinnipiac	L	63-74
11/25/2024	Washington Col.	W	94-43
11/29/2024	at Penn	W	86-78
11/30/2024	vs Elon	L	63-69
12/01/2024	vs Maine	L	66-71
12/07/2024	at NJIT	L	64-69
12/15/2024	at Virginia Tech	L	72-80
12/21/2024	at Coppin St.	L	60-68
12/29/2024	at William & Mary	L	76-82
01/02/2025	American	W	81-58
01/05/2025	Lafayette	W	71-70
01/08/2025	at Holy Cross	L	59-70
01/11/2025	at Loyola Maryland	L	74-75
01/15/2025	Colgate	L	66-73
01/18/2025	at Bucknell	L	69-73
01/22/2025	Boston U.	W	62-47
01/26/2025	at Army West Point	W	66-53
01/29/2025	at Lehigh	W	79-54
02/01/2025	Bucknell	L	75-85
02/05/2025	at Boston U.	L	65-87
02/08/2025	at Lafayette	L	51-61
02/12/2025	Lehigh	W	63-60
02/15/2025	Army West Point	W	61-54
02/19/2025	at Colgate	L	75-79
02/23/2025	Holy Cross	Wot	83-77
02/26/2025	at American	W	68-60