

SEATTLE UNIVERSITY | 2020-21 Men's Basketball Game Notes



GAME 12: SU vs. Saint Martin's - Jan. 9, 2021

CONTACT: Sarah Finney, Assoc. AD for Strategic Communications • finneysa@seattleu.edu • 206-445-2237 • GoSeattleU.com

2020-21 SCHEDULE

Nov. 25	at Portland ^	W, 84-72
Nov. 27	vs. William Jessup ^	W, 77-53
Nov. 29	vs. Air Force #	W, 63-45
Nov. 30	vs. CSUN #	L, 65-76
Dec. 3	at UCLA	L, 52-78
Dec. 6	at Long Beach State	L, 75-80
Dec. 9	at Washington	L, 41-73
DEC. 13	NORTHWEST	W, 89-40
DEC. 17	COLLEGE OF IDAHO	W, 78-54
Dec. 22	at California	L, 65-70
DEC. 30	PORTLAND	W, 84-68
JAN. 9	SAINT MARTIN'S	6:00 PM
JAN. 15	UTAH VALLEY *	6:00 PM
JAN. 16	UTAH VALLEY *	6:00 PM
Jan. 22	at Tarleton State *	5:00 PM
Jan. 23	at Tarleton State *	5:00 PM
JAN. 29	CHICAGO STATE *	CANCELED
JAN. 30	CHICAGO STATE *	CANCELED
Feb. 5	at Dixie State *	5:00 PM
Feb. 6	at Dixie State *	5:00 PM
FEB. 12	NM STATE *	6:00 PM
FEB. 13	NM STATE *	6:00 PM
Feb. 19	at UTRGV *	3:00 PM
Feb. 20	at UTRGV *	3:00 PM
FEB. 26	GRAND CANYON *	6:00 PM
FEB. 27	GRAND CANYON *	6:00 PM
Mar. 5	at California Baptist *	6:00 PM
Mar. 6	at California Baptist *	6:00 PM

Mar. 11-13 at WAC Championship (Las Vegas, NV)

HOME GAMES played at the Redhawk Center

^ U.S. Bank Portland Invitational

2020 Vegas Bubble

* Western Athletic Conference game

All times listed are Pacific

All dates and times subject to change

All games broadcast on KTTH 770 AM

Complete schedule information at GoSeattleU.com/MBB



SEATTLE U



SAINT MARTIN'S

GAMEDAY ROUND-UP

Seattle University Redhawks (6-5) vs

Saint Martin's (0-0)

Saturday, Jan. 9, 2021 • 6:00 PM PT

Redhawk Center • Seattle, WA

WATCH: WAC Digital Network (wacdigitalnetwork.com)

Brandon Brown

LISTEN: KTTH 770 AM (mynorthwest.com)

Doug Greenwald

LIVE STATS: GoSeattleU.com

ON TAP

Seattle U men's basketball (6-5) opens the New Year with a late addition to its non-conference slate, a Saturday, Jan. 9 match-up against Saint Martin's University. The game will mark the 12th this season for the Redhawks while the Saints will take the floor for the first time this year. Tip-off is set for 6 p.m. Pacific from the Redhawk Center. The game will stream live on the WAC Digital Network and can be heard live on KTTH 770 AM and mynorthwest.com.

ABOUT THE SERIES VS SAINT MARTIN'S

The Redhawks and Saints have a long history of meeting dating back to 1947, but this marks the first time, outside of exhibition play, that they have met since competing as DII rivals in the Great Northwest Athletic Conference in 2008.

The Redhawks hold a 39-26 all-time advantage, meeting 10 times in the 40's and 50's, then regularly through the 80's, 90's and early 2000's as Pacific Northwest rivals and conference foes. They last met in Seattle U's final season as a member of the GNAC, in 2007-08, with each team winning on their home court.

The most recent meeting overall was an exhibition contest on Oct. 23, 2019. Seattle U won 92-71 in the Redhawk Center behind 23 points from Terrell Brown and 15 each from Myles Carter and Riley Grigsby.

SAINTS TIES

Seattle U Associate Head Coach Alex Pribble spent four seasons as the head coach at Saint Martin's prior to joining Jim Hayford's staff for the 2019-20 season. Pribble led the Saints to an 83-40 (.675) record in his four seasons, including back-to-back historic seasons for the Saints. The 2018-19 season was a banner

LAST GAME STARTING LINEUP

POS.	NO.	NAME	YR	HT	PPG	RPG	NOTABLES
G	10	Aaron Nettles	Sr.	5-11	6.8	1.4	Returned to the lineup vs. Portland after 3 gms out
F	11	Riley Grigsby	Jr.	6-6	18.1	5.1	22 points, 10 rebounds vs. Portland
G	12	Darrion Trammell	So.	5-10	17.5	4.0	25 pts, 13 assts vs. Portland, WAC Player of the Week
F	15	Emeka Udenyi	Jr.	6-6	7.8	7.5	Team-high 11 rebounds vs. Portland
G	33	Kobe Williamson	Fr.	6-8	5.8	6.7	7 pts, 7 reb, 2 blks vs. Portland

OFF THE BENCH

G	0	Rip Economou	Jr.	6-8	3.7	1.5	Career-high 12 pts on 4 3s vs. Air Force
G	1	Vas Pandža	Fr.	6-8	3.1	1.2	10 ppg in those games in 2 starts vs Col & Cal
G	2	Trey Hopkins	Jr.	6-3	2.6	0.4	5 pts in 8 mins vs. Portland
F	5	Joe Wall	RSO.	6-7	1.3	0.2	Averaging 4.1 minutes in 10 games played
G	13	Angelo Stuart	So.	6-1	1.5	0.1	Season-high 7 pts vs. Northwest
F	21	Viktor Rajković	Fr.	6-5	0.0	0.0	Out indefinitely due to leg injury
F	23	Daron Henson	Gr.	6-8	2.0	1.8	Season-high 7 pts vs. Northwest
G	24	Nate Robinson	Jr.	6-4	1.0	1.0	Missed last four games due to foot injury
F	25	Jared Pearre	RJr.	6-8	4.7	3.5	18 points, 10 rebounds, 4 blocks vs. Portland



UNIVERSITY INFORMATION

Location: Seattle, Wash.
Founded: 1891
Chartered: 1898
Enrollment: 4,299 (undergrad)
Nickname: Redhawks
Colors: Red and White
Affiliation: NCAA Division I
Conference: Western Athletic Conference
Home Facility (capacity): Redhawk Center (999)
President: Fr. Stephen Sundborg, S.J.
Director of Athletics: Shaney Fink
Athletic Ticket Office: 206-398-GOSU (4678)

MEN'S BASKETBALL COACHING STAFF

Head Coach: Jim Hayford (Fourth season)
Alma Mater: (Azusa Pacific '89)
Record at Seattle: 58-49 (Three seasons+)
Career Record: 418-224 (21 seasons+)
Associate Head Coach: Chris Victor (Fourth season)
Alma Mater: Concordia '04
Associate Head Coach: Alex Pribble (Second season)
Alma Mater: Cal '07
Assistant Coach: Sam Kirby (Third season)
Alma Mater: Seattle U '08
Director of Operations: Matt Jones (First season)
Alma Mater: Trinity '18

TEAM FACTS

2019-20 Record: 14-15
2019-20 WAC Record/Finish: 7-7/5th
Letterwinners Returning/Lost: 4/9
Starters Returning/Lost: 1/4
Redshirts: 4
Newcomers: 11
2019-20 Postseason Result: NA

ATHLETIC COMMUNICATIONS

Assoc AD for Strategic Comm/MBB Contact: Sarah Finney
Office Phone: (206) 296-5915
Cell Phone: (206) 445-2237
Email: finneysa@seattleu.edu
Asst. Director of Communications: Brian Vail
Phone: (206) 296-2490 | Email: vailbr@seattleu.edu
Asst. Director of Communications: Jason Oliveira
Phone: (206) 296-2360 | Email: joliveira@seattleu.edu
Athletic Website: www.GoSeattleU.com
Radio (Talent): KTTH 770 AM (Doug Greenwald)
Mailing Address:
Seattle University, 901 12th Ave., PO Box 222000,
Seattle, WA 98122

year as Pribble led the Saints to a school record 26 wins - breaking last season's record - the program's first Great Northwest Athletic Conference regular-season championship, a second consecutive trip to the NCAA Tournament appearance and the school's first-ever Sweet 16. SMU also achieved the highest national ranking in school history, peaking at No. 8 in the media poll at the end of the regular season. Pribble was named the GNAC's Coach of the Year to cap a stellar run at the helm of the program.

QUICK HITS

- Seattle U moved to 6-5 on the season following an 84-68 win over Portland on Dec. 30.
- The win over the Pilots was the second of the season for the Redhawks, who also won at the Chiles Center, 84-72, in the first game of the season on Nov. 25.
- The home-and-home sweep of the Pilots moves Seattle U to 5-0 against its Pacific Northwest rival since Head Coach Jim Hayford took over the Redhawk reigns.
- Three players collected double-doubles in the Dec. 30 win over UP including Darrion Trammell (25 points, 13 assists), Riley Grigsby (22 points, 10 rebounds) and Jared Pearre (18 points, 10 rebounds).
- Jared Pearre added four blocks to his double-double against Portland in his biggest performance of the season thus far. His 18 points were his highest as a Redhawk and one point off his all-time career-high set during his time at CSUN.
- The win over Portland on Dec. 30 marked Seattle U's fifth consecutive home victory, stretching back to Feb. 20, 2020 when the streak began with a 95-89 win over Grand Canyon.

TRAMMELL NAMED WAC PLAYER OF THE WEEK

Darrion Trammell was named TicketSmarter WAC Player of the Week for December 28 through January 3. The sophomore guard from Marin City, Calif., helped Seattle U end 2020 on a high note, scoring 25 points to go with 13 assists in an 84-68 win over Portland, the second win over the Pilots this season. He stayed on the court for 39 minutes to earn his first double-double of the season as he led SU in scoring for the fifth time this year. His points and assists led to Trammell having a hand in 53 of the Redhawks' 84 points on the night. He also added three rebounds, one steal and one block. On the season, he is second in the WAC in scoring at 17.5 points per game and his 6.2 assists per game are a league best.

TAKING CARE OF THE ROCK

For a second consecutive season, the Redhawks are among the nation's best in taking care of the basketball. In games played through Jan. 6, Seattle U ranks No. 19 nationally in turnover margin (5.1) and 24th in turnovers per game (10.6). Both of those marks top the WAC. In six of 11 games this year, they have kept giveaways to single digits. Last season, the Redhawks finished second nationally in fewest turnovers, and eighth in fewest turnovers per game (10.2).

BREAKOUT SEASON

As a sophomore in 2019-20, Riley Grigsby averaged 9.7 points while shooting 38 percent from the field and 23 percent from three. Through 11 games this year, the now junior leads Seattle U, and the WAC, in scoring at 18.1 ppg to go along with 5.1 rpg. He is shooting better than 47 percent from the field and 41 percent from three. His FG total (77) has already surpassed his total from last year and his 25 3-pointers has also eclipsed his 2019-20 total of 22. He has scored in double figures in all but one game, and has surpassed 20 points five times, including a career-high 28 points in the season opener at Portland.

REDHAWK RUNDOWN

- Seattle U's home opening win over Northwest on Dec. 13 was the latest home opener date since 1988-89 when Seattle U played its first 10 games on the road and did not host a home game until Jan. 6, 1989.
- The 40 points allowed by Northwest on Dec. 13 is the least allowed by a Redhawks squad since Dec. 17, 2015 when they earned a 98-36 win over Northwest Indian College.
- Seattle U opened the season with three consecutive wins for the first time since the 2008-09 season.



- The Redhawks picked up wins over WCC member Portland, NAIA William Jessup and Mountain West member Air Force in that stretch.
- Seattle U's 41 points at UW on Dec. 9 was the fewest points scored since a 59-44 loss at UTRGV on Feb. 14, 2019. It also marks the fewest points scored in a game during Jim Hayford's tenure.
- This marks the third time in Head Coach Jim Hayford's four years at Seattle U that the Redhawks have played at least a trio of Pac-12 opponents in a single season. The Redhawks are 2-10 against the conference during the span. The 2018-19 season brought both of those wins as Seattle U topped both Washington State and Cal, finishing 2-2 against the Pac-12 that year. In 2020-21, the Redhawks went 0-3 with losses at UCLA, Washington and Cal.
- Sophomore Darrion Trammell had a career-high 32 points in the loss at Long Beach State on Dec. 6. The game also marked his first start of the year.
- Riley Grigsby poured in six three pointers on his way to 24 points at Long Beach State on Dec. 6. The six threes were a career-high and the most threes made in a game since Matej Kavaz drained six on Dec. 23, 2017 against Nicholls State.
- Nate Robinson made his first appearance of the season on Dec. 3 at UCLA after missing the first four games due to a toe injury. The junior guard had two points, one rebound and one block in nine minutes of

GAMEDAY PROTOCOLS

In accordance with state and local regulations and in the interest of public health, the Seattle University basketball season will begin without spectators in attendance at the Redhawk Center.

For the health and safety of participating student athletes, staff and game personnel, access will be permitted only to participating teams and essential workers.

Health and safety guidelines will be monitored on an ongoing basis to determine if limited capacity options become available at any point during the season.

HOW TO WATCH: Unless otherwise noted, all men's and basketball home games will be video streamed for free on the WAC Digital Network. Additional broadcast details, and specific information regarding road games, can be found on the team schedule page at GoSeattleU.com/MBB.

The WAC Digital Network is available on both desktop and mobile/tablet devices, as well as for over-the-top (OTT) platforms, including Roku, Amazon Fire TV, Android TV and Apple TV.

RADIO: All Seattle U men's basketball games will once again be available on KTTH 770 AM in the Seattle area, and online at mynorthwest.com.

SOCIAL MEDIA: In addition to game broadcasts and coverage on GoSeattleU.com, fans are encouraged to follow and engage with the Redhawks on social media. The Redhawks can be found on Twitter, Instagram by searching @seattleumbb and on Facebook at facebook.com/seattleumbb.

2020-21 NUMERICAL ROSTER

NO.	NAME	POS	HT	WT	YR/EXP	HOMETOWN/PREVIOUS SCHOOL
0	Rip Economou	G	6-8	190	Jr./2V	Santa Monica, Calif./Santa Monica HS
1	Vas Pandža	G	6-8	210	Fr./HS	Leeds, England/The Hotchkiss School (Conn.)
2	Trey Hopkins	G	6-3	180	Jr./2V	Midwest City, Okla./Carl Albert HS
5	Joe Wall	F	6-7	215	RSo./2V	Portland, Ore./Jesuit HS
10	Aaron Nettles	G	6-0	175	Sr./3V	Seattle, Wash./Seattle Prep
11	Riley Grigsby	G/F	6-6	220	Jr./2V	San Jose, Calif./Archbishop Mitty HS
12	Darrion Trammell	G	5-10	165	Jr./TR	Marin City, Calif./Saint Ignatius HS/City College of San Francisco
13	Angelo Stuart	G	6-1	165	So./TR	Queens, N.Y./Lincoln Academy Prep (Ga.)/Mineral Area College
14	Matt Vail	F	6-5	190	RSo./RS	Stanwood, Wash./Stanwood HS
15	Emeka Udenyi	F	6-6	225	Jr./TR	Oakland, Calif./De La Salle/City College of San Francisco
21	Viktor Rajković	F	6-5	210	Fr./HS	Mill Valley, Calif./The Branson School/Golden State Prep
23	Daron Henson	F	6-8	205	Gr./TR	Pasadena, Calif./Utah State/Salt Lake CC/Washington State
24	Nate Robinson	G	6-4	185	Jr./TR	Walnut Creek, Calif./Las Lomas HS/City College of San Francisco
25	Jared Pearre	F	6-8	205	RJr./TR	McKinney, Texas/McKinney HS/CSUN
30	Tiago Zibecchi	G	6-6	200	RSo./RS	Rio de Janeiro, Brazil/Escola Alema Corcovado/Vanguard/Westcliff
31	Robert Hutchens	G	6-4	190	Fr./HS	Arroyo Grande, Calif./Arroyo Grande HS
33	Kobe Williamson	G	6-8	225	Fr./HS	Melbourne, Australia/Haileybury College
35	Matthew Levis	G	6-1	175	Fr./HS	Portland, Ore./Jesuit HS
41	Jaren Nafarrete	G	5-7	140	RFr./RS	San Diego, Calif./Foothills Christian HS

COACHING STAFF

Head Coach: Jim Hayford (Azusa Pacific '89) – Fourth season
 Associate Head Coach: Chris Victor (Concordia Irvine '04) – Fourth season
 Associate Head Coach: Alex Pribble (Cal '07) – Second season
 Assistant Coach: Sam Kirby (Seattle U '08) – Third season
 Director of Operations: Matt Jones (Trinity '18) – First season

PRONUNCIATION GUIDE

#0 Rip Economou: Ee-con-oh-moe	#23 Daron Henson: Dah-ron
#1 Vas Pandža: Vah-ss Pahn-jah	#25 Jared Pearre: Pear-ee
#12 Darrion Trammell: Dare-ee-on Tram-ehl	#30 Tiago Zibecchi: Tee-ah-goh Zee-beck-ee
#15 Emeka Udenyi: Em-eck-ah Oooh-den-ee	#35 Matthew Levis: Lev (like level) -iss (like hiss)
#21 Viktor Rajkovic: Viktor Rai-koh-vich	#41 Jaren Nafarrete: Jare (like air) -en Naf-are-eh-tee



action.

- Junior Rip Economou drained four threes on Nov. 29 against Air Force on Nov. 29, notching a career-high 12 points.
- The Redhawks won their season opener for a second straight year, this time with an 84-72 victory over Portland on Nov. 25.
- The win over Portland was the fourth straight for Seattle U. The teams have met during each of the past four years and are set to meet again later this season.
- Riley Grigsby poured in a career-high 28 points in the season debut versus Portland. His performance over the first three games earned him WAC Player of the Week honors.

• Freshman Kobe Williamson had an impressive collegiate debut with 10 points and nine boards against Portland. He is the first freshman to start a season opener since Morgan Means did so in 2016-17. Means finished with five points, three rebounds and three assists in that outing.

GRIGSBY NAMED WAC PLAYER OF THE WEEK

Riley Grigsby was named TicketSmarter WAC Player of the Week for Nov. 23-29. This marks Grigsby's first career Player of the Week honor. The junior guard/forward from San Jose, Calif., averaged 18.3 points per game to lead the Redhawks to their first 3-0 start since the 2008-09 season. He opened the season with a career-high 28 points in an 84-72 win at Portland, adding six rebounds, four assists and two blocks against the Pilots. Against William Jessup, he had 14 points to go along with four rebounds, two assists and two steals. Continuing the road trip from Portland to Las Vegas, Grigsby scored 13 points with three assists and a block in a 63-45 win over Air Force.

WINNING WAYS

While the Redhawks' squad features 11 new faces, they are not all new to each other including a trio of junior college transfers from City College of San Francisco. Nate Robinson, Darrion Trammell and Emeka Udenyi spent the 2019-20 season as teammates for the Rams, who went a perfect 30-0 while averaging more than 100 ppg.

PRESEASON HONORS

Junior forward Riley Grigsby earned the first league recognition of his career, being named to the Coaches Preseason All-WAC Second Team. The San Jose, Calif., native is the Redhawks' lone returning starter and is coming off of a sophomore campaign that saw him average 9.7 points and 5.5 rebounds per game. Grigsby led Seattle U in scoring twice and collected three double-doubles, including career highs of 23 points and 12 rebounds in a win over Grand Canyon on Feb. 20.

WAC PRESEASON POLLS

The Redhawks were selected to finished fifth in the Western Athletic Conference in both the WAC 2020-21 Preseason Coaches Poll and Media Poll.

Reigning WAC champion NM State was selected to repeat the feat in 2020-21, earning eight of nine first-place votes in the Coaches' Poll. Coaches could not vote for their own team or players. The Aggies were also the first-place pick by the media. Grand Canyon was picked second in both polls, followed by UTRGV

in third and California Baptist in fourth.

OVERTIME

- Seattle U is 5-3 in overtime games under Head Coach Jim Hayford. The Redhawks went 1-2 in extra time during the 2019-20 season, including an 88-87 loss at California Baptist on Feb. 29, 2020, which ultimately ended up being the final game of the shortened season.
- Seattle U also played triple overtime affair at Kansas City on Jan. 2, 2020, the longest game the Redhawks had played since a triple overtime defeat to Chicago State on Feb. 27, 2014.

AGAINST THE RANKS

A meeting with the nationally-ranked Washington on Dec. 17, 2019 was just the third game against a ranked opponent during Seattle U's modern-day DI era. Seattle U's last meeting with a ranked opponent came on Dec. 21, 2011, when it hosted No. 24 Virginia at KeyArena. The Cavaliers won, 83-77. The Redhawks' only other ranked match-up came on Mar. 3, 2009 against then No. 13 Washington. The Huskies would claim an 87-60 victory at Alaska Airlines Arena.

HITTING THE CENTURY MARK

The Redhawks surpassed the 100-point mark for the fifth time under Head Coach Jim Hayford with their 115-81 win over Pacific University on Nov. 12, 2019. They achieved the feat twice during his first season (121 vs. Puget Sound on Nov. 12, 2017; 102 vs. Detroit Mercy on Nov. 18, 2017) and twice in 2018-19 (107 vs. Northwest University on Nov. 28, 2018; 102 vs. Prairie View A&M on Dec. 20, 2018).

HOME COURT ADVANTAGE

Seattle U has compiled a 245-153 (.616) record in the Redhawk Center, including a 15-game winning streak that began Nov. 5, 2008 with a perfect 10-0 mark during the 2008-09 season. In 2017-18, the Redhawks went 9-1, in 2018-19, the Redhawks went 12-6 and in 2019-20 they were 9-3.

400 CAREER VICTORIES AND COUNTING FOR HAYFORD

Head Coach Jim Hayford earned his 400th career victory on Nov. 12, 2019 as the Redhawks defeated Pacific University, 115-81. The win was also Hayford's 40th at the helm of the Redhawks, achieved in just over two seasons. "Players win games," said Hayford postgame. "I've had a lot of great players and a lot of great assistant coaches. A lot of credit goes to my family. I've been doing this 21 years and it's a stressful job, so I guess I've got some stick-to-it-ness and I got a few things right." His road to 400 included 12 seasons of 20 wins or more and 11 national postseason tournaments, including six (2003, 2007, 2008, 2009, 2010, 2011) at NCAA Division III Whitworth, three at EWU (2015, 2016, 2017) and two at Seattle U (2018, 2019). Hayford is in his 22nd season as a head coach and now has 418 career victories.



FUTURE REDHAWK

Brody Nunn, a 6-2 guard hailing from Melbourne, Australia, will continue his playing career at Seattle U beginning in 2021.

"Brody is an outstanding shooter and very skilled guard," said Head Coach Jim Hayford said. "He is great in the classroom and will be a great leader on our campus."

Nunn attends Haileybury College in Melbourne, where he averaged 18.5 points, 5.0 rebounds, 2.0 steals and 4.0 assists per game during his junior season in 2019. He has also been a member of the U20 Victorian state team. Nunn averaged 12.0 points, 3.0 assists and 2.0 rebounds per game during the 2020 National Junior Championships. He shot 63 percent from the 3-point line during the U20 nationals, setting an all-time tournament record. His total makes ranked fourth during tournament play. Nunn competed for the Sandringham Sabers U18 team in the Southern Basketball Association, winning the 2018 U18 Victoria championship. During that 2018 season, he led the entire National Classic Tournament in made three-pointers with 27 while shooting at a 47 percent clip.

Current Redhawk freshman Kobe Williamson was Nunn's teammate at Haileybury, the Victorian state team and the Sandringham Sabers.



INSIDE THE NUMBERS

2020-21 Record.....	6-5
Non-Conference.....	6-5
WAC.....	0-0
Home	3-0
Away.....	1-4
Neutral	2-1
In overtime	0-0

Current Streak	W1
Last win	12/30/20 vs. Portland (84-68)
Last loss	12/22/20 at Cal (65-70)
Current Home Streak	W5
Last win	12/30/20 vs. Portland (84-68)
Last loss	2/1/20 vs. CBU (65-72)
Current Road Streak	L4
Last win	11/25/20 at Portland (84-72)
Last loss	12/22/20 at Cal (65-70)
Current Neutral Streak	L1
Last win	11/29/20 vs. Air Force (63-45)
Last loss	11/30/20 vs. CSUN (65-76)

Records When...	
November	3-1
December	3-4
January	0-0
February.....	0-0
March	0-0

Monday	0-1
Tuesday	0-1
Wednesday	2-1
Thursday	1-1
Friday.....	1-0
Saturday.....	0-0
Sunday	2-1

Leading at halftime	5-1
Trailing at halftime	1-4
Tied at halftime	0-0

Scoring less than 60	0-2
Scoring between 60-69	1-2
Scoring between 70-79.....	2-1
Scoring between 80-89	3-0
Scoring 90 or more	0-0

Allowing less than 60	4-0
Allowing between 60-69	1-0
Allowing between 70-79.....	1-4
Allowing between 80-89.....	0-1
Allowing 90 or more	0-0

Shooting below 30%	0-1
Shooting between 30-39.9%.....	0-3
Shooting between 40-44.9%.....	3-0
Shooting between 45-49.9%	2-1
Shooting between 50-54.9%.....	0-0
Shooting 55% or above	1-0

Opponent shooting below 30%	1-0
Opponent shooting between 30-39.9%.....	3-0
Opponent shooting between 40-44.9%.....	1-1
Opponent shooting between 45-49.9%.....	1-3
Opponent shooting between 50-54.9%.....	0-1
Opponent shooting 55% or above.....	0-0

More or same rebounds than opponent.....	5-2
Fewer rebounds than opponent	1-3

Game decided by 1-5 Points	0-2
Game decided by 6-10 Points.....	0-0
Game decided by 11-15 Points.....	1-1
Game decided by 16-20 Points.....	2-0
Game decided by 21+ Points.....	3-2

SU has 0 players in double figures	0-0
SU has 1 players in double figures	0-1
SU has 2 players in double figures	0-2
SU has 3 players in double figures	3-2
SU has 4 players in double figures	2-0
SU has 5+ players in double figures	1-0

Wearing Black Jerseys	2-4
Wearing Grey Jerseys	1-0
Wearing Red Jerseys	0-0
Wearing White Jerseys	3-1



THE LAST TIME SEATTLE U...

Won at home.....	12/30/20 vs. Portland, 84-68
Lost at home.....	2/1/20 vs. California Baptist, 65-72
Won on the road.....	11/25/20 at Portland, 84-72
Lost on the road.....	12/22/20 at Cal, 65-70
Won at a neutral site.....	11/29/20 vs. Air Force, 63-45 (Las Vegas)
Lost at a neutral site.....	11/30/20 vs. CSUN, 65-76 (Las Vegas)
Won five+ consecutive games.....	six in 2018 (11/23/18-12/6/18)
Won 10+ consecutive games.....	10 in 2008-09 (1/13/09 - 2/27/09)
Won 20+ consecutive games.....	26 in 1953-54
Lost five+ consecutive games.....	5 in 2018-19 (1/3/19 - 1/19/19)
Scored less than 50 points.....	12/9/20 at Washington, 41-73
Scored 80-89 points.....	12/30/20 vs. Portland, 84-68
Scored 90-99 points.....	2/20/20 vs. GCU, 95-89
Scored 100+ points.....	11/12/19 vs. Pacific, 115-81
Won an overtime game.....	2/8/20 at Utah Valley, 87-85 (ot)
Lost an overtime game.....	2/29/20 at CBU, 87-88 (ot)
Defeated a nationally-ranked team.....	1/12/74 vs. No. 16 UNLV, 82-64
Lost to a nationally-ranked team.....	12/17/19 at No. 22 Washington, 59-81
Hosted a nationally-ranked team.....	12/21/11 vs. No. 24 Virginia (L, 77-83)
Shot under 30% FG.....	12/9/20 at Washington, 28.8% (17-59)
Shot 30-39.9% FG.....	12/9/20 at Long Beach State, 37.5% (24-64)
Shot 40-49.9% FG.....	12/30/20 vs. Portland, 48.5% (33-68)
Shot 50-59.9% FG.....	12/13/20 vs. Northwest, 57.6% (34-59)
Shot 60+% FG.....	2/15/18 vs. UTRGV, 60.8% (31-52)
Had 50+ rebounds.....	11/12/17 vs. Puget Sound, 61
Made 10+ 3-Pointers.....	12/6/20 at Long Beach State, 13

THE LAST TIME A SEATTLE U PLAYER...

Scored 25-29 points.....	12/30/20, Darrion Trammell vs. Portland, 25
Scored 30-39 points.....	12/6/20, Darrion Trammell at Long Beach State, 32
Scored 40-59 points.....	11/28/09, Charles Garcia vs. Wofford, 41
Scored 60+ points.....	1/30/58, Elgin Baylor vs. Portland, 60
Made 10+ field goals.....	12/13/20, Riley Grigsby vs. Northwest, 11
Made 5+ 3-pointers.....	12/6/20, Riley Grigsby at Long Beach State, 6
.....	12/6/20, Darrion Trammell at Long Beach State, 5
Had 10-15 rebounds.....	12/17/20, Emeka Udenyi vs. College of Idaho, 10
Had 16-19 rebounds.....	1/6/18, Aaron Menzies vs. Chicago State, 19
Had 20+ rebounds.....	2/15/97, Roger Hammond at Northwest College, 24
Had a double-double.....	12/30/20, Darrion Trammell vs. Portland (25p, 13a)
.....	12/30/20, Riley Grigsby vs. Portland (22p, 10r)
.....	12/30/20, Jared Pearre vs. Portland (18p, 10r)
Led team in pts. & rbs.....	1/11/20, Riley Grigsby vs. Utah Valley (17p, 8r)
Shot 100% FG (min. 5).....	12/19/16, Morgan Means vs. Southern Utah (5-5)
Shot 100% FT (min. 10).....	12/20, Morgan Means at Kansas City (10-10)
Had 10+ assists.....	12/30/20, Darrion Trammell vs. Portland, 13
Had 5+ steals.....	1/2/20, Terrell Brown at Kansas City, 5
Had 5+ blocks.....	11/28/18, Myles Carter vs. Northwest, 7

STATISTICAL NOTEABLES

30-plus Points	
32.....	Darrion Trammell at Long Beach State, 12/6/20

20-plus Points	
28.....	Riley Grigsby at Portland, 11/25/20
27.....	Riley Grigsby vs. Northwest, 12/13/20
25.....	Darrion Trammell vs. CSUN, 11/30/20
25.....	Darrion Trammell vs. Portland, 12/30/20
24.....	Riley Grigsby at Long Beach State, 12/6/20
22.....	Riley Grigsby vs. Portland, 12/30/20
20.....	Riley Grigsby at Cal, 12/22/20

15-plus Rebounds	
.....	

5-plus Assists	
13.....	Darrion Trammell vs. Portland, 12/30/20
9.....	Darrion Trammell at Portland, 11/25/20
8.....	Darrion Trammell at Cal, 12/22/20
7.....	Darrion Trammell at Long Beach State, 12/6/20
6.....	Darrion Trammell vs. College of Idaho, 12/17/20
5.....	Darrion Trammell vs. Air Force, 11/29/20
5.....	Aaron Nettles vs. Air Force, 11/29/20
5.....	Darrion Trammell vs. CSUN, 11/30/20

5-plus Steals	
.....	


5-plus Blocks	
.....	

DOUBLE-DOUBLES

Emeka Udenyi (12p, 10r).....	vs. College of Idaho, 12/17/20
Emeka Udenyi (14p, 10r).....	at Cal, 12/22/20
Darrion Trammell (25p, 13a).....	vs. Portland, 12/30/20
Riley Grigsby (22p, 10r).....	vs. Portland, 12/30/20
Jared Pearre (18p, 10r).....	vs. Portland 12/30/20



SPEED CHART



RIP ECONOMOU
6-8 • 190 • G • JR



VAS PANDŽA
6-8 • 210 • G • FR



TREY HOPKINS
6-3 • 180 • G • JR



JOE WALL
6-7 • 215 • F • R-SO



AARON NETTLES
6-0 • 175 • G • SR




RILEY GRIGSBY
6-6 • 220 • G/F • JR



DARRION TRAMMELL
5-10 • 165 • G • SO




ANGELO STUART
6-1 • 165 • G • SO




MATT VAIL
6-5 • 190 • F • R-SO



EMEKE UDENYI
6-6 • 225 • F • JR



VIKTOR RAJKOVIĆ
6-5 • 210 • F • FR




DARON HENSON
6-8 • 205 • F • GR



NATE ROBINSON
6-4 • 185 • G • JR



JARED PEARRE
6-8 • 205 • F • R-JR




TIAGO ZIBECCHI
6-6 • 220 • G • R-SO



ROBERT HUTCHENS
6-4 • 190 • G • FR



KOBE WILLIAMSON
6-8 • 225 • G • FR



MATTHEW LEVIS
5-6 • 175 • G • FR



JAREN NAFARRETE
5-7 • 140 • G • R-FR



JIM HAYFORD
HEAD COACH




CHRIS VICTOR
ASSOCIATE HEAD COACH



ALEX PRIBBLE
ASSOCIATE HEAD COACH



SAM KIRBY
ASSISTANT COACH



MATT JONES
DIRECTOR OF OPS



HEAD COACH JIM HAYFORD



Jim Hayford enters his fourth season as the head coach of Seattle University men's basketball in 2020-21. He was named the Redhawks' head coach on Wednesday, Mar. 28, 2017. In his first season at Seattle U, he led the Redhawks to their most successful season in the school's modern-day Division I era and has compiled a 52-44 record at SU. Hayford is 412-219 in 21 total seasons as a head coach.

Along with improved records over Hayford's tenure, the Redhawks have also seen a rise of their rankings, including a 199 average over the last three seasons (according to KenPom), a marked improvement

over a 268 average over the previous three seasons (2015-17).

Against the abrupt and heartbreaking ending to the 2019-20 season, Hayford closed out his third season at the helm of the Redhawk program with a year filled with memorable moments and achievements. All told, the Redhawks would go 14-15 overall, 7-7 in Western Athletic Conference play and earn the third seed in the WAC Tournament – tying the program's highest seed – before the impact of unforeseen circumstances forced the cancellation of their final two regular-season games, the WAC Tournament and any potential postseason play.

Primed to begin the year on a high note, Hayford would tip off the personal achievements on No. 12, 2019 with the 400th win of his 20-year career. The Redhawks would finish the season with a pair of 1,000-point scorers on the court as senior Morgan Means hit the mark on Nov. 26, 2019 and redshirt junior Terrell Brown added his name to the list on Feb. 20, 2020, becoming just the third and fourth players to reach 1,000 points in the program's modern-day DI era. As a team, the Redhawks added themselves to the program's record book as their 209 three-pointers ranks seventh for a single season and their collective free-throw percentage of 77.5 (506-653) ranks second best all-time, trailing only the 1944-45 team that went 145-172 from the line for an 84.3 average. The team free-throw shooting also ranked among the best in the nation as their 77.5 percentage was 12th, free-throws made ranked 29th and free-throws attempted ranked 79th. The Redhawks also finished second among all 350 Division I programs in fewest turnovers, and eighth in fewest turnovers per game (10.2).

In WAC play, Seattle U earned a trio of home-and-home sweeps, downing Chicago State, CSU Bakersfield and Utah Valley - the final in thrilling overtime fashion as Means banked home a runner from the left block with 1.5 seconds remaining for an 87-85 win in Orem. The victory in Bakersfield was also a first as WAC opponents and last achieved the 2010-11 season. The Redhawks also earned a thrilling 95-89 win over Grand Canyon on Feb. 20, 2020, marking the second straight year of clinching a key win over the Lopes.

COACH HAYFORD'S YEAR-BY-YEAR RESULTS

YEAR	SCHOOL	OVERALL	PCT	CONFERENCE
1999-00	Sioux Falls	15-15	.500	
2000-01	Sioux Falls	22-12	.647	
Totals at Sioux Falls	(2 seasons)	37-27	.578	
2001-02	Whitworth	20-7	.741	12-4/2nd
2002-03 \$	Whitworth	23-4	.851	13-3/1st
2003-04	Whitworth	19-6	.760	12-4/2nd
2004-05	Whitworth	13-11	.542	9-7/4th
2005-06	Whitworth	20-7	.741	13-3/2nd
2006-07 \$	Whitworth	24-4	.857	13-3/1st
2007-08 \$	Whitworth	21-7	.750	12-4/1st
2008-09 \$	Whitworth	23-6	.793	12-4/2nd
2009-10 \$	Whitworth	26-3	.897	16-0/1st
2010-11 \$	Whitworth	28-2	.933	15-1/1st
Totals at Whitworth	(10 seasons)	217-57	.792	
2011-12	Eastern Washington	15-17	.469	8-8/4th
2012-13	Eastern Washington	10-21	.323	7-13/8th
2013-14	Eastern Washington	15-16	.484	10-10/T6th
2014-15 #	Eastern Washington	26-9	.743	14-4/T1st
2015-16 !	Eastern Washington	18-16	.529	10-8/T5th
2016-17 !	Eastern Washington	22-12	.647	13-5/2nd
Totals at EWU	(6 seasons)	106-91	.538	
2017-18 !	Seattle University	20-14	.588	8-6/4th
2018-19 @	Seattle University	18-15	.545	6-10/7th
2019-20	Seattle University	14-15	.483	7-7/5th
Totals at SU	(3 seasons)	52-44	.542	
Total as Head Coach	(21 seasons)	412-219	.653	

\$ - NCAA Division III participant

- NCAA DI Tournament participant, Big Sky Conference Tournament Champions & regular-season co-champions

! - College Basketball Invitational (CBI) Tournament participant

@ - CollegeInsider.com Tournament (CIT) participant



HEAD COACH JIM HAYFORD

Hayford's Redhawks went 18-15 overall in 2018-19, marking the first back-to-back seasons with 18 wins or more since 2007-08 and 2008-09. The squad jumped out to a 12-3 record to start the season, including wins over Pac-12 members Washington State and Cal, marking the best start to a year in more than 50 years. The Redhawks would battle injury and illness as conference play got underway, but rebounded to win five of their final six regular-season contests. Terrell Brown (All-WAC Second Team, WAC All-Newcomer Team) and Myles Carter (WAC All-Defensive Team, NBCA All-District Second Team) both entered the Seattle U all-time record book during the season. Brown's 150 assists ranks eighth all-time and Carter's 60 blocks ranks second. The team's 238 three-pointers ranks third all-time while their 118 blocks are second.

Inheriting a program that went 13-17 in 2016-17, Hayford led the 2017-18 Redhawks to finish 20-14 overall, 16-3 on their home court and 8-6 in Western Athletic Conference play. The win total marked a program high since returning to Division I in 2008-09, and marked the first 20-win DI season since 1963-64 when Seattle U finished 22-6. The 16 home victories was also a modern-day DI record, while the eight WAC wins was the most since joining the league in 2012-13. The fourth-place finish ties the best finish during the Redhawks six years competing in the WAC. The season culminated in Hayford's 10th national postseason appearance as a head coach as the Redhawks earned a berth in the Collegiate Basketball Invitational (CBI).

Hayford's up-tempo style of play saw the Redhawks set numerous modern-day DI program records including total points (2,589), field goals (881), field goal percentage (44.6), three-point field goals (312), free-throw percentage (73.8), rebounds (1,298) and blocks (123). Three Redhawks earned postseason honors from the WAC, including junior center Aaron Menzies (Second Team All-WAC, All-Defensive Team), sophomore guard Matej Kavaz (Second Team All-WAC) and graduate guard Jordan Hill (All-Newcomer Team). Menzies would set an all-time program record with 79 blocks and a modern-day DI record with 302 rebounds.

Hayford has 20 total seasons as a head coach, amassing an overall record of 398-204 (.670). Prior to Seattle U, he had stints at EWU, Whitworth (NCAA DIII) and Sioux Falls (NAIA). He has coached in 10 national postseason tournaments, including six (2003, 2007, 2008, 2009, 2010, 2011) at NCAA Division III Whitworth, three at EWU (2015, 2016, 2017) and one at Seattle U (2018).

In 2016-17, Hayford completed his sixth season as the head coach at EWU, leading the Eagles to a 22-12 overall record and a 13-5 mark in Big Sky Conference play. In six seasons with Hayford at the helm, the Eagles went to the NCAA Tournament (2015), the CBI Tournament (2016, 2017), earned a Big Sky regular season co-championship (2015) and won the Big Sky Tournament title (2015). Under Hayford, the Eagles had one Big Sky Conference Player of the Year (Jacob Wiles, 2017), two Big Sky Freshmen of the Year, 12 All-Big Sky selections, seven National Association of Basketball (NABC) All-District selections, two Associated Press honorable mention All-Americans and one NBA Draft pick (Tyler Harvey, 2015).

The building process at EWU hit its stride in 2014-15 when Hayford led the Eagles to a 26-9 mark, including a 14-4 Big Sky record. EWU went on to win the Big Sky Conference Tournament and earn a bid to the NCAA Tournament – the first postseason appearance for the program since 2003-04. The team featured Tyler Harvey, who

was the nation's leader in scoring (23.1 ppg) and three-pointers made per game (4.0), and went on to be the program's third all-time NBA Draft pick. For his efforts, Hayford was named Big Sky Co-Coach of the Year.

Before taking over at Eastern Washington in March of 2011, Hayford spent 10 seasons building Whitworth University in Spokane, Wash., into a NCAA Division III powerhouse. In his tenure at the helm of the Pirates, Hayford had a record of 217-57 and a winning percentage of .792. He was the Northwest Conference Coach of the Year five times, and twice was honored by the NABC as the West Region Coach of the Year.

Taking over a program that went 25-24 in the two seasons prior (1999-01), Hayford coached the Pirates to eight 20-win seasons, six appearances in the NCAA Division III Tournament (including the last five seasons in a row), five Northwest Conference titles, three NCAA DIII Sweet 16 appearances (2008, 2010, 2011) and one Elite Eight appearance (2011). At the time he left Whitworth, his career winning percentage ranked among the top 10 among all active NCAA Division III coaches.

Prior to Whitworth, Hayford was head coach at the University of Sioux Falls (S.D.), where he compiled a 37-27 record in two seasons. During his inaugural season (1999-2000), he led the Cougars to their first conference playoff appearance in five years. Hayford's Cougars finished the 2000-01 season at 22-12, setting a school record for wins in a season. Prior to Hayford's arrival, USF was 9-17 in 1998-99.

Hayford served as the top assistant coach at Azusa Pacific University (Calif.) from 1990-99, including eight seasons under Bill Odell. APU won seven consecutive Golden State Athletic Conference titles during that time and advanced to the NAIA Division I Final Four in each of his final two seasons there.

Hayford earned his bachelor's degree in social science from Azusa Pacific in 1989. He earned a master's degree in education from Claremont Graduate School in 1991. Hayford and his wife, Robin, have two adult children, daughter, Jayme, and son, Joseph.



Seattle University Basketball Seattle U Combined Team Statistics (as of Dec 30, 2020) All games

RECORD:	OVERALL	HOME	AWAY	NEUTRAL
ALL GAMES	6-5	3-0	1-4	2-1
CONFERENCE	0-0	0-0	0-0	0-0
NON-CONFERENCE	6-5	3-0	1-4	2-1

#	Player	gp-gs	min	avg	Total		3-Point		F-Throw		Rebounds				pf	dq	a	to	blk	stl	pts	avg
					fg-fga	fg%	3fg-fga	3fg%	ft-fa	ft%	off	def	tot	avg								
11	Riley Grigsby	11-11	391	35.5	77-162	.475	25-60	.417	20-28	.714	15	41	56	5.1	22	0	18	19	6	6	199	18.1
12	Darrion Trammell	11-6	377	34.3	67-154	.435	16-50	.320	43-51	.843	8	36	44	4.0	24	0	68	28	4	19	193	17.5
15	Emeka Udenyi	11-9	289	26.3	42-62	.677	0-0	.000	2-15	.133	35	47	82	7.5	28	0	19	14	4	2	86	7.8
10	Aaron Nettles	8-8	233	29.1	21-73	.288	11-50	.220	1-3	.333	0	11	11	1.4	26	1	21	8	0	8	54	6.8
33	Kobe Williamson	11-11	322	29.3	24-59	.407	9-30	.300	7-12	.583	23	51	74	6.7	31	0	7	11	14	10	64	5.8
25	Jared Pearre	10-0	129	12.9	21-33	.636	0-0	.000	5-14	.357	11	24	35	3.5	11	0	5	10	13	4	47	4.7
00	Rip Economou	10-5	119	11.9	13-45	.289	9-31	.290	2-2	1.000	1	14	15	1.5	13	0	4	4	1	5	37	3.7
01	Vas Pandza	10-2	125	12.5	11-30	.367	3-16	.188	6-8	.750	2	10	12	1.2	16	0	3	7	0	4	31	3.1
02	Trey Hopkins	5-1	22	4.4	3-9	.333	1-6	.167	6-7	.857	0	2	2	0.4	4	0	1	3	0	1	13	2.6
23	Daron Henson	9-1	66	7.3	5-25	.200	3-22	.136	5-6	.833	4	12	16	1.8	6	0	0	0	0	1	18	2.0
13	Angelo Stuart	10-0	61	6.1	4-14	.286	0-4	.000	7-7	1.000	0	1	1	0.1	5	0	3	2	0	5	15	1.5
05	Joe Wall	10-0	41	4.1	5-15	.333	3-13	.231	0-0	.000	0	2	2	0.2	6	0	0	1	2	1	13	1.3
24	Nate Robinson	3-0	20	6.7	1-6	.167	0-4	.000	1-1	1.000	1	2	3	1.0	4	0	0	4	1	0	3	1.0
21	Viktor Rajkovic	1-1	5	5.0	0-1	.000	0-0	.000	0-0	.000	0	0	0	0.0	1	0	1	0	0	0	0	0.0
Team											11	15	26					6				
Total.....		11	2200		294-688	.427	80-286	.280	105-154	.682	111	268	379	34.5	197	1	150	117	45	66	773	70.3
Opponents.....		11	2203		242-586	.413	65-200	.325	160-217	.737	90	299	389	35.4	197	-	125	173	29	52	709	64.5

TEAM STATISTICS	SU	OPP
SCORING	773	709
Points per game	70.3	64.5
Scoring margin	+5.8	-
FIELD GOALS-ATT	294-688	242-586
Field goal pct	.427	.413
3 POINT FG-ATT	80-286	65-200
3-point FG pct	.280	.325
3-pt FG made per game	7.3	5.9
FREE THROWS-ATT	105-154	160-217
Free throw pct	.682	.737
F-Throws made per game	9.5	14.5
REBOUNDS	379	389
Rebounds per game	34.5	35.4
Rebounding margin	-0.9	-
ASSISTS	150	125
Assists per game	13.6	11.4
TURNOVERS	117	173
Turnovers per game	10.6	15.7
Turnover margin	+5.1	-
Assist/turnover ratio	1.3	0.7
STEALS	66	52
Steals per game	6.0	4.7
BLOCKS	45	29
Blocks per game	4.1	2.6
ATTENDANCE	0	0
Home games-Avg/Game	3-0	5-0
Neutral site-Avg/Game	-	3-0

Date	Opponent	Score	Att.
^ 11/25/20	at Portland	w 84-72	0
^ 11/27/20	vs William Jessup	w 77-53	0
\$ 11/29/20	vs Air Force	w 63-45	0
\$ 11/30/20	vs CSUN	L 65-76	0
12/03/20	at UCLA	L 52-78	0
12/06/20	at Long Beach St.	L 75-80	0
12/09/20	at Washington	L 41-73	0
12/13/20	NORTHWEST (WA)	w 89-40	0
12/17/20	COL. OF IDAHO	w 78-54	0
12/22/20	at California	L 65-70	0
12/30/20	PORTLAND	w 84-68	0

* = WAC game

^ = U.S. Bank Portland Invitational

\$ = 2020 Vegas Bubble

Score by Periods	1st	2nd	Totals
Seattle U	350	423	773
Opponents	355	354	709



Seattle University Basketball
Seattle U Season Schedule/Results & Leaders (as of Dec 30, 2020)
All games

RECORD:	OVERALL	HOME	AWAY	NEUTRAL
ALL GAMES	6-5	3-0	1-4	2-1
CONFERENCE	0-0	0-0	0-0	0-0
NON-CONFERENCE	6-5	3-0	1-4	2-1

Date	Opponent		Score	Att.	High Points	High Rebounds
11/25/20	^at Portland	W	84-72		(28)Riley Grigsby	(9)Kobe Williamson
11/27/20	^vs William Jessup	W	77-53		(19)Darrion Trammell	(8)Emeka Udenyi
11/29/20	\$vs Air Force	W	63-45		(13)Riley Grigsby	(6)Kobe Williamson
11/30/20	\$vs CSUN		65-76 L		(25)Darrion Trammell	(9)Kobe Williamson
12/03/20	at UCLA		52-78 L		(12)Riley Grigsby	(6)Jared Pearre
12/06/20	at Long Beach St.		75-80 L		(32)Darrion Trammell	(10)Kobe Williamson
12/09/20	at Washington		41-73 L		(12)Emeka Udenyi	(7)Kobe Williamson
12/13/20	NORTHWEST (WA)	W	89-40		(27)Riley Grigsby	(6)Daron Henson
						(6)Emeka Udenyi
12/17/20	COL. OF IDAHO	W	78-54		(16)Darrion Trammell	(10)Emeka Udenyi
12/22/20	at California		65-70 L		(20)Riley Grigsby	(10)Emeka Udenyi
12/30/20	PORTLAND	W	84-68		(25)Darrion Trammell	(11)Emeka Udenyi

* = WAC game

^ = U.S. Bank Portland Invitational

\$ = 2020 Vegas Bubble

Attendance Summary	Games	Attend	Avg/Game
Home	3	0	0
Away	5	0	0
Neutral	3	0	0
Total	11	0	0



2020-21 TEAM GAME-BY-GAME

Seattle University Basketball Seattle U Team Game-by-Game (as of Dec 30, 2020) All games

TEAM STATISTICS

Opponent	Date	Score		Total		3-Pointers		Free throws		Rebounds				pf	a	t/o	blk	stl	pts	avg
				fg-fga	pct	3fg-fga	pct	ft-fa	pct	off	def	tot	avg							
at Portland	11/25/20	84-72	W	31-68	.456	12-29	.414	10-13	.769	9	24	33	33.0	21	19	8	6	8	84	84.0
vs William Jessup	11/27/20	77-53	W	30-69	.435	7-27	.259	10-17	.588	16	24	40	36.5	19	12	9	6	8	77	80.5
vs Air Force	11/29/20	63-45	W	24-57	.421	11-29	.379	4-6	.667	10	20	30	34.3	13	16	9	3	4	63	74.7
vs CSUN	11/30/20	65-76	L	23-62	.371	7-29	.241	12-17	.706	12	25	37	35.0	19	11	13	2	5	65	72.2
at UCLA	12/03/20	52-78	L	23-59	.390	3-23	.130	3-9	.333	6	18	24	32.8	23	8	14	3	10	52	68.2
at Long Beach St.	12/06/20	75-80	L	24-64	.375	13-33	.394	14-23	.609	11	25	36	33.3	22	12	11	2	4	75	69.3
at Washington	12/09/20	41-73	L	17-59	.288	4-23	.174	3-7	.429	8	21	29	32.7	15	10	14	1	6	41	65.3
NORTHWEST (WA)	12/13/20	89-40	W	34-59	.576	5-21	.238	16-20	.800	6	28	34	32.9	13	13	9	7	6	89	68.2
COL. OF IDAHO	12/17/20	78-54	W	28-63	.444	5-26	.192	17-20	.850	13	24	37	33.3	16	13	9	6	8	78	69.3
at California	12/22/20	65-70	L	27-60	.450	5-23	.217	6-6	1.000	9	23	32	33.2	18	14	8	1	4	65	68.9
PORTLAND	12/30/20	84-68	W	33-68	.485	8-23	.348	10-16	.625	11	36	47	34.5	18	22	13	8	3	84	70.3
Seattle U		773		294-688	.427	80-286	.280	105-154	.682	111	268	379	34.5	197	150	117	45	66	773	70.3
Opponents		709		242-586	.413	65-200	.325	160-217	.737	90	299	389	35.4	197	125	173	29	52	709	64.5

Games played: 11
Points/game: 70.3
FG Pct: 42.7
3FG Pct: 28.0
FT Pct: 68.2

Rebounds/game: 34.5
Assists/game: 13.6
Turnovers/game: 10.6
Assist/turnover ratio: 1.3
Steals/game: 6.0
Blocks/game: 4.1



2020-21 POINTS-REBOUNDS-ASSISTS

Seattle University Basketball Seattle U Points-Rebounds-Assists (as of Dec 30, 2020) All games

Opponent	Date	Score		00 ECONOMOU,R	01 PANDZA,VAS	02 HOPKINS,TR	05 WALL,JOE	10 NETTLES,AA	11 GRIGSBY,RI	12 TRAMMELL,D
at Portland	11/25/20	84-72	W	4-2-0	0-2-0	DNP	DNP	8-0-4	28-6-4	17-5-9
vs William Jessup	11/27/20	77-53	W	8-4-2	2-2-0	DNP	5-1-0	5-2-3	14-4-2	19-7-4
vs Air Force	11/29/20	63-45	W	12-4-0	0-2-0	DNP	0-0-0	12-4-5	13-1-3	12-2-5
vs CSUN	11/30/20	65-76	L	6-0-1	1-1-0	0-0-0	3-0-0	10-2-0	18-8-0	25-2-5
at UCLA	12/03/20	52-78	L	4-0-0	0-0-0	DNP	2-0-0	11-0-2	12-4-1	8-2-4
at Long Beach St.	12/06/20	75-80	L	0-2-0	2-0-0	DNP	0-0-0	3-0-2	24-2-2	32-7-7
at Washington	12/09/20	41-73	L	0-0-0	3-2-1	0-0-0	3-0-0	2-1-4	6-5-1	9-4-1
NORTHWEST (WA)	12/13/20	89-40	W	3-2-0	3-0-2	4-1-0	0-1-0	DNP	27-5-0	15-4-6
COL. OF IDAHO	12/17/20	78-54	W	0-1-1	13-2-0	4-0-1	0-0-0	DNP	15-3-0	16-3-6
at California	12/22/20	65-70	L	0-0-0	7-1-0	DNP	0-0-0	DNP	20-8-1	15-5-8
PORTLAND	12/30/20	84-68	W	DNP	DNP	5-1-0	0-0-0	3-2-1	22-10-4	25-3-13

Opponent	Date	Score		13 STUART,ANG	15 UDENYE,EME	21 RAJKOVIC,V	23 HENSON,DAR	24 ROBINSON,N	25 PEARRE,JAR	33 WILLIAMSON
at Portland	11/25/20	84-72	W	2-1-1	12-6-0	0-0-1	3-0-0	DNP	0-0-0	10-9-0
vs William Jessup	11/27/20	77-53	W	4-0-0	11-8-0	DNP	0-2-0	DNP	3-4-0	6-4-1
vs Air Force	11/29/20	63-45	W	0-0-0	3-5-3	DNP	DNP	DNP	DNP	11-6-0
vs CSUN	11/30/20	65-76	L	0-0-0	0-8-4	DNP	0-2-0	DNP	2-4-0	0-9-1
at UCLA	12/03/20	52-78	L	0-0-0	6-4-0	DNP	2-2-0	3-1-0	2-6-1	2-3-0
at Long Beach St.	12/06/20	75-80	L	DNP	4-8-1	DNP	1-2-0	0-2-0	2-2-0	7-10-0
at Washington	12/09/20	41-73	L	0-0-0	12-6-1	DNP	2-1-0	0-0-0	0-0-0	4-7-2
NORTHWEST (WA)	12/13/20	89-40	W	7-0-0	8-6-3	DNP	7-6-0	DNP	12-4-1	3-4-1
COL. OF IDAHO	12/17/20	78-54	W	2-0-1	12-10-1	DNP	3-1-0	DNP	6-5-2	7-8-1
at California	12/22/20	65-70	L	0-0-1	14-10-3	DNP	0-0-0	DNP	2-0-0	7-7-1
PORTLAND	12/30/20	84-68	W	0-0-0	4-11-3	DNP	DNP	DNP	18-10-1	7-7-0



Seattle University Basketball
Seattle U Team High/Low Analysis (as of Dec 30, 2020)
All games

Seattle U - TEAM GAME HIGHS

POINTS	89	NORTHWEST (WA) (12/13/20)
	84	PORTLAND (12/30/20)
	84	at Portland (11/25/20)
	78	COL. OF IDAHO (12/17/20)
	77	vs William Jessup (11/27/20)
FIELD GOALS MADE	34	NORTHWEST (WA) (12/13/20)
	33	PORTLAND (12/30/20)
FIELD GOAL ATTEMPTS	69	vs William Jessup (11/27/20)
	68	PORTLAND (12/30/20)
	68	at Portland (11/25/20)
FIELD GOAL PERCENTAGE	.576 (34-59)	NORTHWEST (WA) (12/13/20)
	.485 (33-68)	PORTLAND (12/30/20)
3 PT FIELD GOALS MADE	13	at Long Beach St. (12/06/20)
	12	at Portland (11/25/20)
3 PT FG ATTEMPTS	33	at Long Beach St. (12/06/20)
	29	vs CSUN (11/30/20)
	29	vs Air Force (11/29/20)
	29	at Portland (11/25/20)
3 PT FG PERCENTAGE	.414 (12-29)	at Portland (11/25/20)
	.394 (13-33)	at Long Beach St. (12/06/20)
FREE THROWS MADE	17	COL. OF IDAHO (12/17/20)
	16	NORTHWEST (WA) (12/13/20)
FREE THROW ATTEMPTS	23	at Long Beach St. (12/06/20)
	20	COL. OF IDAHO (12/17/20)
	20	NORTHWEST (WA) (12/13/20)
FREE THROW PERCENTAGE	1.000 (6-6)	at California (12/22/20)
	.850 (17-20)	COL. OF IDAHO (12/17/20)
REBOUNDS	47	PORTLAND (12/30/20)
	40	vs William Jessup (11/27/20)
ASSISTS	22	PORTLAND (12/30/20)
	19	at Portland (11/25/20)
STEALS	10	at UCLA (12/03/20)
	8	COL. OF IDAHO (12/17/20)
	8	vs William Jessup (11/27/20)
	8	at Portland (11/25/20)
BLOCKED SHOTS	8	PORTLAND (12/30/20)
	7	NORTHWEST (WA) (12/13/20)
TURNOVERS	14	at Washington (12/09/20)
	14	at UCLA (12/03/20)
FOULS	23	at UCLA (12/03/20)
	22	at Long Beach St. (12/06/20)

Seattle University Basketball
Seattle U High/Low Analysis (as of Dec 30, 2020)
All games

Opponent - GAME HIGHS

POINTS	80	at Long Beach St. (12/06/20)
	78	at UCLA (12/03/20)
	76	vs CSUN (11/30/20)
	73	at Washington (12/09/20)
	72	at Portland (11/25/20)
FIELD GOALS MADE	28	at Long Beach St. (12/06/20)
	28	at UCLA (12/03/20)
FIELD GOAL ATTEMPTS	64	PORTLAND (12/30/20)
	59	at Long Beach St. (12/06/20)
FIELD GOAL PERCENTAGE	.549 (28-51)	at UCLA (12/03/20)
	.475 (28-59)	at Long Beach St. (12/06/20)
3 PT FIELD GOALS MADE	8	at Washington (12/09/20)
	7	PORTLAND (12/30/20)
3 PT FG ATTEMPTS	27	NORTHWEST (WA) (12/13/20)
	22	PORTLAND (12/30/20)
3 PT FG PERCENTAGE	.533 (8-15)	at Washington (12/09/20)
	.462 (6-13)	at Portland (11/25/20)
FREE THROWS MADE	19	at Long Beach St. (12/06/20)
	19	vs CSUN (11/30/20)
FREE THROW ATTEMPTS	26	at Long Beach St. (12/06/20)
	25	vs CSUN (11/30/20)
	25	vs William Jessup (11/27/20)
FREE THROW PERCENTAGE	1.000 (7-7)	NORTHWEST (WA) (12/13/20)
	.875 (7-8)	vs Air Force (11/29/20)
REBOUNDS	43	at Long Beach St. (12/06/20)
	42	at Washington (12/09/20)
	42	at UCLA (12/03/20)
ASSISTS	16	at UCLA (12/03/20)
	15	at Long Beach St. (12/06/20)
	15	vs CSUN (11/30/20)
STEALS	8	PORTLAND (12/30/20)
	8	vs CSUN (11/30/20)
BLOCKED SHOTS	5	PORTLAND (12/30/20)
	5	at Washington (12/09/20)
TURNOVERS	23	NORTHWEST (WA) (12/13/20)
	20	at Portland (11/25/20)
FOULS	23	NORTHWEST (WA) (12/13/20)
	23	vs William Jessup (11/27/20)

Seattle University Basketball
Seattle U High/Low Analysis (as of Dec 30, 2020)
All games

Seattle U - GAME LOWS

POINTS	41	at Washington (12/09/20)
	52	at UCLA (12/03/20)
	63	vs Air Force (11/29/20)
	65	vs CSUN (11/30/20)
	65	at California (12/22/20)
FIELD GOALS MADE	17	at Washington (12/09/20)
	23	vs CSUN (11/30/20)
	23	at UCLA (12/03/20)
FIELD GOAL ATTEMPTS	57	vs Air Force (11/29/20)
	59	at UCLA (12/03/20)
	59	at Washington (12/09/20)
	59	NORTHWEST (WA) (12/13/20)
FIELD GOAL PERCENTAGE	.288 (17-59)	at Washington (12/09/20)
	.371 (23-62)	vs CSUN (11/30/20)
3 PT FIELD GOALS MADE	3	at UCLA (12/03/20)
	4	at Washington (12/09/20)
3 PT FG ATTEMPTS	21	NORTHWEST (WA) (12/13/20)
	23	at UCLA (12/03/20)
	23	at Washington (12/09/20)
	23	at California (12/22/20)
	23	PORTLAND (12/30/20)
3 PT FG PERCENTAGE	.130 (3-23)	at UCLA (12/03/20)
	.174 (4-23)	at Washington (12/09/20)
FREE THROWS MADE	3	at UCLA (12/03/20)
	3	at Washington (12/09/20)
FREE THROW ATTEMPTS	6	vs Air Force (11/29/20)
	6	at California (12/22/20)
FREE THROW PERCENTAGE	.333 (3-9)	at UCLA (12/03/20)
	.429 (3-7)	at Washington (12/09/20)
REBOUNDS	24	at UCLA (12/03/20)
	29	at Washington (12/09/20)
ASSISTS	8	at UCLA (12/03/20)
	10	at Washington (12/09/20)
STEALS	3	PORTLAND (12/30/20)
	4	vs Air Force (11/29/20)
	4	at Long Beach St. (12/06/20)
	4	at California (12/22/20)
BLOCKED SHOTS	1	at Washington (12/09/20)
	1	at California (12/22/20)
TURNOVERS	8	at Portland (11/25/20)
	8	at California (12/22/20)
FOULS	13	vs Air Force (11/29/20)
	13	NORTHWEST (WA) (12/13/20)

Seattle University Basketball
Seattle U High/Low Analysis (as of Dec 30, 2020)
All games

Opponent - GAME LOWS

POINTS	40	NORTHWEST (WA) (12/13/20)
	45	vs Air Force (11/29/20)
	53	vs William Jessup (11/27/20)
	54	COL. OF IDAHO (12/17/20)
	68	PORTLAND (12/30/20)
FIELD GOALS MADE	14	NORTHWEST (WA) (12/13/20)
	15	vs William Jessup (11/27/20)
	40	vs Air Force (11/29/20)
FIELD GOAL ATTEMPTS	46	vs William Jessup (11/27/20)
FIELD GOAL PERCENTAGE	.241 (14-58)	NORTHWEST (WA) (12/13/20)
	.326 (15-46)	vs William Jessup (11/27/20)
3 PT FIELD GOALS MADE	5	vs William Jessup (11/27/20)
	5	vs CSUN (11/30/20)
	5	at Long Beach St. (12/06/20)
	5	NORTHWEST (WA) (12/13/20)
3 PT FG ATTEMPTS	13	at Portland (11/25/20)
	14	vs CSUN (11/30/20)
3 PT FG PERCENTAGE	.185 (5-27)	NORTHWEST (WA) (12/13/20)
	.263 (5-19)	vs William Jessup (11/27/20)
FREE THROWS MADE	7	vs Air Force (11/29/20)
	7	NORTHWEST (WA) (12/13/20)
FREE THROW ATTEMPTS	7	NORTHWEST (WA) (12/13/20)
	8	vs Air Force (11/29/20)
FREE THROW PERCENTAGE	.600 (12-20)	COL. OF IDAHO (12/17/20)
	.667 (14-21)	at California (12/22/20)
	.667 (16-24)	at UCLA (12/03/20)
REBOUNDS	25	vs Air Force (11/29/20)
	29	vs William Jessup (11/27/20)
ASSISTS	8	vs William Jessup (11/27/20)
	8	NORTHWEST (WA) (12/13/20)
STEALS	2	at Portland (11/25/20)
	2	vs Air Force (11/29/20)
BLOCKED SHOTS	0	vs Air Force (11/29/20)
	1	at Portland (11/25/20)
	1	NORTHWEST (WA) (12/13/20)
TURNOVERS	10	at California (12/22/20)
	10	PORTLAND (12/30/20)
FOULS	11	at California (12/22/20)
	14	at Washington (12/09/20)



2020-21 PLAYER GAME-BY-GAME

#00 Rip Economou

Opponent	Date	gs	min	Total		3-Pointers		Free throws		Rebounds				pf	a	t/o	blk	stl	pts	avg
				fg-fga	pct	3fg-fga	pct	ft-fga	pct	off	def	tot	avg							
at Portland	11/25/20	*	10	1-6	.167	0-2	.000	2-2	1.000	0	2	2	2.0	1	0	0	0	2	4	4.0
vs William Jessup	11/27/20	*	18	3-5	.600	2-4	.500	0-0	.000	0	4	4	3.0	2	2	1	1	0	8	6.0
vs Air Force	11/29/20	*	28	4-10	.400	4-9	.444	0-0	.000	0	4	4	3.3	1	0	1	0	0	12	8.0
vs CSUN	11/30/20	*	17	2-8	.250	2-5	.400	0-0	.000	0	0	0	2.5	2	1	0	0	0	6	7.5
at UCLA	12/03/20	*	11	2-5	.400	0-3	.000	0-0	.000	0	0	0	2.0	2	0	2	0	1	4	6.8
at Long Beach St.	12/06/20		6	0-1	.000	0-1	.000	0-0	.000	0	2	2	2.0	1	0	0	0	0	0	5.7
at Washington	12/09/20		2	0-1	.000	0-1	.000	0-0	.000	0	0	0	1.7	0	0	0	0	0	0	4.9
NORTHWEST (WA)	12/13/20		12	1-3	.333	1-2	.500	0-0	.000	1	1	2	1.8	1	0	0	0	0	3	4.6
COL. OF IDAHO	12/17/20		5	0-3	.000	0-2	.000	0-0	.000	0	1	1	1.7	0	1	0	0	2	0	4.1
at California	12/22/20		10	0-3	.000	0-2	.000	0-0	.000	0	0	0	1.5	3	0	0	0	0	0	3.7
Totals		5	119	13-45	.289	9-31	.290	2-2	1.000	1	14	15	1.5	13	4	4	1	5	37	3.7

Games played: 10
 Minutes/game: 11.9
 Points/game: 3.7
 FG Pct: 28.9
 3FG Pct: 29.0
 FT Pct: 100.0

Rebounds/game: 1.5
 Assists/game: 0.4
 Turnovers/game: 0.4
 Assist/turnover ratio: 1.0
 Steals/game: 0.5
 Blocks/game: 0.1

CAREER STATS

		Total			3-Point			Rebounds									
Year	GP-GS	Min/Avg	FG-FGA	Pct	FG-FGA	Pct	FT-FTA	Pct	Off-Def	Tot	Avg	PF-FO	Ast	TO	Blk	Stl	Pts/Avg
2018-19	15-0	64/4.3	7-27	.259	6-24	.250	3-5	.600	4-2	6	0.4	15-0	0	2	1	0	23/1.5
2019-20	20-2	112/5.6	13-37	.351	5-25	.200	4-4	1.000	4-10	14	0.7	13-0	1	7	3	4	35/1.8
2020-21	10-5	119/11.9	13-45	.289	9-31	.290	2-2	1.000	1-14	15	1.5	13-0	4	4	1	5	37/3.7
TOTAL	45-7	295/6.6	33-109	.303	20-80	.250	9-11	.818	9-26	35	0.8	41-0	5	13	5	9	95/2.1

SINGLE-GAME HIGHS

Points: 12, vs Air Force -- 11/29/20
 Rebounds: 4, Pacific (OR) -- 11/12/19 ; vs William Jessup -- 11/27/20 ; vs Air Force -- 11/29/20
 Assists: 2, vs William Jessup -- 11/27/20
 Steals: 3, Pacific Lutheran -- 11/05/19 ; Pacific Lutheran -- 11/05/19
 Blocks: 2, Long Beach St. -- 12/23/19
 FG made: 4, vs Air Force -- 11/29/20
 FG attempts: 10, vs Air Force -- 11/29/20
 3FG made: 4, vs Air Force -- 11/29/20
 3FG attempts: 9, vs Air Force -- 11/29/20
 FT made: 2, 4 times
 FT attempts: 2, 5 times



2020-21 PLAYER GAME-BY-GAME

#01 Vas Pandza

Opponent	Date	gs	min	Total		3-Pointers		Free throws		Rebounds				pf	a	t/o	blk	stl	pts	avg
				fg-fga	pct	3fg-fga	pct	ft-fga	pct	off	def	tot	avg							
at Portland	11/25/20		8	0-1	.000	0-0	.000	0-0	.000	0	2	2	2.0	2	0	0	0	0	0	0.0
vs William Jessup	11/27/20		11	1-1	1.000	0-0	.000	0-0	.000	1	1	2	2.0	2	0	0	0	0	2	1.0
vs Air Force	11/29/20		4	0-1	.000	0-1	.000	0-0	.000	1	1	2	2.0	0	0	0	0	0	0	0.7
vs CSUN	11/30/20		6	0-0	.000	0-0	.000	1-2	.500	0	1	1	1.8	1	0	0	0	0	1	0.8
at UCLA	12/03/20		10	0-0	.000	0-0	.000	0-0	.000	0	0	0	1.4	2	0	2	0	1	0	0.6
at Long Beach St.	12/06/20		8	1-3	.333	0-2	.000	0-0	.000	0	0	0	1.2	1	0	1	0	0	2	0.8
at Washington	12/09/20		9	1-2	.500	1-1	1.000	0-0	.000	0	2	2	1.3	0	1	1	0	1	3	1.1
NORTHWEST (WA)	12/13/20		13	1-2	.500	0-1	.000	1-2	.500	0	0	0	1.1	0	2	1	0	1	3	1.4
COL. OF IDAHO	12/17/20	*	30	5-12	.417	1-6	.167	2-2	1.000	0	2	2	1.2	4	0	2	0	1	13	2.7
at California	12/22/20	*	26	2-8	.250	1-5	.200	2-2	1.000	0	1	1	1.2	4	0	0	0	0	7	3.1
Totals		2	125	11-30	.367	3-16	.188	6-8	.750	2	10	12	1.2	16	3	7	0	4	31	3.1

Games played: 10
 Minutes/game: 12.5
 Points/game: 3.1
 FG Pct: 36.7
 3FG Pct: 18.8
 FT Pct: 75.0

Rebounds/game: 1.2
 Assists/game: 0.3
 Turnovers/game: 0.7
 Assist/turnover ratio: 0.4
 Steals/game: 0.4

CAREER STATS

Year	GP-GS	Min/Avg	Total		3-Point		FT-FTA	Pct	Off-Def	Tot	Avg	PF-FO	Ast	TO	Blk	Stl	Pts/Avg
			FG-FGA	Pct	FG-FGA	Pct											
2020-21	10-2	125/12.5	11-30	.367	3-16	.188	6-8	.750	2-10	12	1.2	16-0	3	7	0	4	31/3.1
TOTAL	10-2	125/12.5	11-30	.367	3-16	.188	6-8	.750	2-10	12	1.2	16-0	3	7	0	4	31/3.1

SINGLE-GAME HIGHS

Points: 13, Col. of Idaho -- 12/17/20
 Rebounds: 2, 5 times
 Assists: 2, Northwest (WA) -- 12/13/20
 Steals: 1, 4 times
 FG made: 5, Col. of Idaho -- 12/17/20
 FG attempts: 12, Col. of Idaho -- 12/17/20
 3FG made: 1, at Washington -- 12/09/20 ; Col. of Idaho -- 12/17/20 ; at California -- 12/22/20
 3FG attempts: 6, Col. of Idaho -- 12/17/20
 FT made: 2, Col. of Idaho -- 12/17/20 ; at California -- 12/22/20
 FT attempts: 2, 4 times



2020-21 PLAYER GAME-BY-GAME

#02 Trey Hopkins

Opponent	Date	gs	min	Total		3-Pointers		Free throws		Rebounds				pf	a	t/o	blk	stl	pts	avg
				fg-fga	pct	3fg-fga	pct	ft-fga	pct	off	def	tot	avg							
vs CSUN	11/30/20		2	0-0	.000	0-0	.000	0-0	.000	0	0	0	0.0	0	0	0	0	0	0	0.0
at Washington	12/09/20		2	0-1	.000	0-1	.000	0-0	.000	0	0	0	0.0	1	0	1	0	0	0	0.0
NORTHWEST (WA)	12/13/20	*	6	1-2	.500	0-1	.000	2-2	1.000	0	1	1	0.3	1	0	2	0	0	4	1.3
COL. OF IDAHO	12/17/20		4	0-1	.000	0-1	.000	4-5	.800	0	0	0	0.3	2	1	0	0	1	4	2.0
PORTLAND	12/30/20		8	2-5	.400	1-3	.333	0-0	.000	0	1	1	0.4	0	0	0	0	0	5	2.6
Totals			1	22	3-9	.333	1-6	.167	6-7	.857	0	2	2	0.4	4	1	3	0	13	2.6

Games played: 5
 Minutes/game: 4.4
 Points/game: 2.6
 FG Pct: 33.3
 3FG Pct: 16.7
 FT Pct: 85.7

Rebounds/game: 0.4
 Assists/game: 0.2
 Turnovers/game: 0.6
 Assist/turnover ratio: 0.3
 Steals/game: 0.2

CAREER STATS

Year	GP-GS	Min/Avg	Total		3-Point		FT-FTA	Pct	Rebounds				PF-FO	Ast	TO	Blk	Stl	Pts/Avg
			FG-FGA	Pct	FG-FGA	Pct			Off-Def	Tot	Avg							
2018-19	18-2	136/7.6	17-40	.425	3-16	.188	3-5	.600	11-10	21	1.2	14-0	4	7	0	2		40/2.2
2019-20	15-1	123/8.2	14-37	.378	2-17	.118	11-14	.786	4-13	17	1.1	14-0	3	5	0	4		41/2.7
2020-21	5-1	22/4.4	3-9	.333	1-6	.167	6-7	.857	0-2	2	0.4	4-0	1	3	0	1		13/2.6
TOTAL	38-4	281/7.4	34-86	.395	6-39	.154	20-26	.769	15-25	40	1.1	32-0	8	15	0	7		94/2.5

SINGLE-GAME HIGHS

Points: 12, Northwest (WA) -- 11/28/18
 Rebounds: 6, Pacific (OR) -- 11/12/19
 Assists: 2, California Baptist -- 02/02/19 ; Pacific (OR) -- 11/12/19
 Steals: 1, 8 times
 FG made: 5, Pacific Lutheran -- 11/05/19 ; Northwest (WA) -- 11/28/18 ; Pacific Lutheran -- 11/05/19
 FG attempts: 10, Pacific Lutheran -- 11/05/19 ; Pacific Lutheran -- 11/05/19
 3FG made: 2, Northwest (WA) -- 11/28/18
 3FG attempts: 4, 4 times
 FT made: 4, at Washington St. -- 11/07/19 ; at Washington St. -- 11/07/19 ; Col. of Idaho -- 12/17/20
 FT attempts: 5, Col. of Idaho -- 12/17/20



2020-21 PLAYER GAME-BY-GAME

#05 Joe Wall

Opponent	Date	gs	min	Total		3-Pointers		Free throws		Rebounds				pf	a	t/o	blk	stl	pts	avg
				fg-fga	pct	3fg-fga	pct	ft-fga	pct	off	def	tot	avg							
vs William Jessup	11/27/20		7	2-4	.500	1-3	.333	0-0	.000	0	1	1	1.0	2	0	0	0	0	5	5.0
vs Air Force	11/29/20		3	0-0	.000	0-0	.000	0-0	.000	0	0	0	0.5	0	0	0	0	0	0	2.5
vs CSUN	11/30/20		2	1-1	1.000	1-1	1.000	0-0	.000	0	0	0	0.3	0	0	0	0	0	3	2.7
at UCLA	12/03/20		5	1-2	.500	0-1	.000	0-0	.000	0	0	0	0.3	0	0	0	0	0	2	2.5
at Long Beach St.	12/06/20		4	0-3	.000	0-3	.000	0-0	.000	0	0	0	0.2	0	0	1	0	0	0	2.0
at Washington	12/09/20		6	1-2	.500	1-2	.500	0-0	.000	0	0	0	0.2	1	0	0	1	1	3	2.2
NORTHWEST (WA)	12/13/20		8	0-2	.000	0-2	.000	0-0	.000	0	1	1	0.3	0	0	0	1	0	0	1.9
COL. OF IDAHO	12/17/20		3	0-0	.000	0-0	.000	0-0	.000	0	0	0	0.3	2	0	0	0	0	0	1.6
at California	12/22/20		3	0-1	.000	0-1	.000	0-0	.000	0	0	0	0.2	1	0	0	0	0	0	1.4
PORTLAND	12/30/20		0	0-0	.000	0-0	.000	0-0	.000	0	0	0	0.2	0	0	0	0	0	0	1.3
Totals		0	41	5-15	.333	3-13	.231	0-0	.000	0	2	2	0.2	6	0	1	2	1	13	1.3

Games played: 10
 Minutes/game: 4.1
 Points/game: 1.3
 FG Pct: 33.3
 3FG Pct: 23.1

Rebounds/game: 0.2
 Turnovers/game: 0.1
 Steals/game: 0.1
 Blocks/game: 0.2

CAREER STATS

Year	GP-GS	Min/Avg	Total		3-Point		FT-FTA	Pct	Off-Def	Tot	Avg	PF-FO	Ast	TO	Blk	Stl	Pts/Avg
			FG-FGA	Pct	FG-FGA	Pct											
2018-19	11-0	13/1.2	4-9	.444	3-8	.375	0-0	.000	1-1	2	0.2	5-0	0	0	0	0	11/1.0
2020-21	10-0	41/4.1	5-15	.333	3-13	.231	0-0	.000	0-2	2	0.2	6-0	0	1	2	1	13/1.3
TOTAL	21-0	54/2.6	9-24	.375	6-21	.286	0-0	.000	1-3	4	0.2	11-0	0	1	2	1	24/1.1

SINGLE-GAME HIGHS

Points: 5, vs William Jessup -- 11/27/20
 Rebounds: 1, 4 times
 Steals: 1, at Washington -- 12/09/20
 Blocks: 1, at Washington -- 12/09/20 ; Northwest (WA) -- 12/13/20
 FG made: 2, vs William Jessup -- 11/27/20
 FG attempts: 4, vs William Jessup -- 11/27/20
 3FG made: 1, 6 times
 3FG attempts: 3, vs William Jessup -- 11/27/20 ; at Long Beach St. -- 12/06/20



2020-21 PLAYER GAME-BY-GAME

#10 Aaron Nettles

Opponent	Date	gs	min	Total		3-Pointers		Free throws		Rebounds											
				fg-fga	pct	3fg-fga	pct	ft-fga	pct	off	def	tot	avg	pf	a	t/o	blk	stl	pts	avg	
at Portland	11/25/20	*	33	3-9	.333	2-7	.286	0-0	.000	0	0	0	0.0	3	4	2	0	3	8	8.0	
vs William Jessup	11/27/20	*	29	2-11	.182	0-5	.000	1-2	.500	0	2	2	1.0	4	3	0	0	0	5	6.5	
vs Air Force	11/29/20	*	32	4-13	.308	4-9	.444	0-0	.000	0	4	4	2.0	2	5	2	0	2	12	8.3	
vs CSUN	11/30/20	*	33	4-10	.400	2-8	.250	0-0	.000	0	2	2	2.0	3	0	0	0	0	10	8.8	
at UCLA	12/03/20	*	29	5-10	.500	1-5	.200	0-0	.000	0	0	0	1.6	3	2	1	0	1	11	9.2	
at Long Beach St.	12/06/20	*	29	1-5	.200	1-4	.250	0-1	.000	0	0	0	1.3	3	2	1	0	0	3	8.2	
at Washington	12/09/20	*	27	1-10	.100	0-8	.000	0-0	.000	0	1	1	1.3	3	4	0	0	1	2	7.3	
PORTLAND	12/30/20	*	21	1-5	.200	1-4	.250	0-0	.000	0	2	2	1.4	5	1	2	0	1	3	6.8	
Totals		8	233	21-73	.288	11-50	.220	1-3	.333	0	11	11	1.4	26	21	8	0	8	54	6.8	

Games played: 8
Minutes/game: 29.1
Points/game: 6.8
FG Pct: 28.8
3FG Pct: 22.0
FT Pct: 33.3

Rebounds/game: 1.4
Assists/game: 2.6
Turnovers/game: 1.0
Assist/turnover ratio: 2.6
Steals/game: 1.0

CAREER STATS

Year	GP-GS	Min/Avg	Total		3-Point		FT-FTA	Pct	Rebounds				PF-FO	Ast	TO	Blk	Stl	Pts/Avg
			FG-FGA	Pct	FG-FGA	Pct			Off-Def	Tot	Avg							
2017-18	32-2	244/7.6	25-60	.417	20-52	.385	13-17	.765	4-17	21	0.7	21-0	9	10	0	6		83/2.6
2018-19	29-3	366/12.6	29-62	.468	22-50	.440	10-14	.714	2-16	18	0.6	39-0	11	13	0	16		90/3.1
2019-20	29-9	573/19.8	46-129	.357	38-103	.369	33-41	.805	9-36	45	1.6	41-1	24	15	1	17		163/5.6
2020-21	8-8	233/29.1	21-73	.288	11-50	.220	1-3	.333	0-11	11	1.4	26-1	21	8	0	8		54/6.8
TOTAL	98-22	1416/14.4	121-324	.373	91-255	.357	57-75	.760	15-80	95	1.0	127-2	65	46	1	47		390/4.0

SINGLE-GAME HIGHS

Points: 20, Pacific Lutheran -- 12/04/17
Rebounds: 6, UTRGV -- 01/16/20
Assists: 5, Pacific (OR) -- 11/12/19
Steals: 4, Idaho -- 11/30/19
Blocks: 1, Utah Valley -- 01/11/20
FG made: 7, Pacific Lutheran -- 12/04/17
FG attempts: 16, Idaho -- 11/30/19
3FG made: 6, Pacific Lutheran -- 12/04/17
3FG attempts: 12, Pacific Lutheran -- 12/04/17
FT made: 16, Pacific (OR) -- 11/12/19
FT attempts: 18, Pacific (OR) -- 11/12/19



2020-21 PLAYER GAME-BY-GAME

#11 Riley Grigsby

Opponent	Date	gs	min	Total		3-Pointers		Free throws		Rebounds											
				fg-fga	pct	3fg-fga	pct	ft-fga	pct	off	def	tot	avg	pf	a	t/o	blk	stl	pts	avg	
at Portland	11/25/20	*	31	10-19	.526	4-7	.571	4-5	.800	0	6	6	6.0	3	4	1	2	0	28	28.0	
vs William Jessup	11/27/20	*	32	6-12	.500	2-4	.500	0-0	.000	2	2	4	5.0	2	2	1	0	2	14	21.0	
vs Air Force	11/29/20	*	37	6-13	.462	1-4	.250	0-0	.000	0	1	1	3.7	2	3	1	1	0	13	18.3	
vs CSUN	11/30/20	*	36	7-15	.467	1-4	.250	3-4	.750	3	5	8	4.8	2	0	2	0	1	18	18.3	
at UCLA	12/03/20	*	35	5-12	.417	2-5	.400	0-1	.000	2	2	4	4.6	4	1	2	0	1	12	17.0	
at Long Beach St.	12/06/20	*	36	8-15	.533	6-7	.857	2-4	.500	0	2	2	4.2	1	2	0	0	0	24	18.2	
at Washington	12/09/20	*	39	3-15	.200	0-3	.000	0-0	.000	3	2	5	4.3	2	1	1	0	0	6	16.4	
NORTHWEST (WA)	12/13/20	*	32	11-16	.688	2-4	.500	3-5	.600	1	4	5	4.4	1	0	2	1	1	27	17.8	
COL. OF IDAHO	12/17/20	*	34	6-14	.429	1-6	.167	2-2	1.000	1	2	3	4.2	2	0	1	1	0	15	17.4	
at California	12/22/20	*	40	7-15	.467	2-7	.286	4-4	1.000	1	7	8	4.6	1	1	2	0	0	20	17.7	
PORTLAND	12/30/20	*	39	8-16	.500	4-9	.444	2-3	.667	2	8	10	5.1	2	4	6	1	1	22	18.1	
Totals		11	391	77-162	.475	25-60	.417	20-28	.714	15	41	56	5.1	22	18	19	6	6	199	18.1	

Games played: 11
 Minutes/game: 35.5
 Points/game: 18.1
 FG Pct: 47.5
 3FG Pct: 41.7
 FT Pct: 71.4

Rebounds/game: 5.1
 Assists/game: 1.6
 Turnovers/game: 1.7
 Assist/turnover ratio: 0.9
 Steals/game: 0.5
 Blocks/game: 0.5

CAREER STATS

		Total			3-Point			Rebounds									
Year	GP-GS	Min/Avg	FG-FGA	Pct	FG-FGA	Pct	FT-FTA	Pct	Off-Def	Tot	Avg	PF-FO	Ast	TO	Blk	Stl	Pts/Avg
2018-19	30-7	517/17.2	46-96	.479	9-30	.300	28-39	.718	19-58	77	2.6	75-2	16	17	20	8	129/4.3
2019-20	23-20	652/28.3	69-183	.377	22-95	.232	63-86	.733	35-92	127	5.5	64-1	13	27	16	15	223/9.7
2020-21	11-11	391/35.5	77-162	.475	25-60	.417	20-28	.714	15-41	56	5.1	22-0	18	19	6	6	199/18.1
TOTAL	64-38	1560/24.4	192-441	.435	56-185	.303	111-153	.725	69-191	260	4.1	161-3	47	63	42	29	551/8.6

SINGLE-GAME HIGHS

Points: 28, at Portland -- 11/25/20
 Rebounds: 12, Grand Canyon -- 02/20/20
 Assists: 4, at Portland -- 11/25/20 ; Portland -- 12/30/20
 Steals: 2, 7 times
 Blocks: 3, New Mexico St. -- 01/18/20 ; Omaha -- 12/06/18
 FG made: 11, Northwest (WA) -- 12/13/20
 FG attempts: 19, at Portland -- 11/25/20
 3FG made: 6, at Long Beach St. -- 12/06/20
 3FG attempts: 9, Portland -- 12/30/20
 FT made: 7, at Kansas City -- 01/02/20 ; Incarnate Word -- 12/03/19
 FT attempts: 10, at Utah Valley -- 02/08/20



2020-21 PLAYER GAME-BY-GAME

#12 Darrin Trammell

Opponent	Date	gs	min	Total		3-Pointers		Free throws		Rebounds				pf	a	t/o	blk	stl	pts	avg
				fg-fga	pct	3fg-fga	pct	ft-fa	pct	off	def	tot	avg							
at Portland	11/25/20		34	6-13	.462	3-6	.500	2-2	1.000	1	4	5	5.0	4	9	3	0	2	17	17.0
vs William Jessup	11/27/20		28	7-12	.583	2-4	.500	3-5	.600	0	7	7	6.0	2	4	2	0	2	19	18.0
vs Air Force	11/29/20		29	4-10	.400	1-4	.250	3-4	.750	0	2	2	4.7	0	5	0	0	1	12	16.0
vs CSUN	11/30/20		35	8-17	.471	1-5	.200	8-9	.889	1	1	2	4.0	3	5	5	2	0	25	18.3
at UCLA	12/03/20		35	3-14	.214	0-4	.000	2-3	.667	0	2	2	3.6	2	4	2	0	4	8	16.2
at Long Beach St.	12/06/20	*	39	10-24	.417	5-10	.500	7-8	.875	2	5	7	4.2	2	7	3	1	2	32	18.8
at Washington	12/09/20	*	32	4-12	.333	1-2	.500	0-0	.000	2	2	4	4.1	1	1	3	0	3	9	17.4
NORTHWEST (WA)	12/13/20	*	34	6-11	.545	0-3	.000	3-3	1.000	0	4	4	4.1	2	6	1	0	1	15	17.1
COL. OF IDAHO	12/17/20	*	35	3-7	.429	1-4	.250	9-9	1.000	0	3	3	4.0	2	6	3	0	0	16	17.0
at California	12/22/20	*	37	7-15	.467	1-4	.250	0-0	.000	1	4	5	4.1	3	8	4	0	3	15	16.8
PORTLAND	12/30/20	*	39	9-19	.474	1-4	.250	6-8	.750	1	2	3	4.0	3	13	2	1	1	25	17.5
Totals		6	377	67-154	.435	16-50	.320	43-51	.843	8	36	44	4.0	24	68	28	4	19	193	17.5

Games played: 11
 Minutes/game: 34.3
 Points/game: 17.5
 FG Pct: 43.5
 3FG Pct: 32.0
 FT Pct: 84.3

Rebounds/game: 4.0
 Assists/game: 6.2
 Turnovers/game: 2.5
 Assist/turnover ratio: 2.4
 Steals/game: 1.7
 Blocks/game: 0.4

CAREER STATS

		Total			3-Point			Rebounds									
Year	GP-GS	Min/Avg	FG-FGA	Pct	FG-FGA	Pct	FT-FTA	Pct	Off-Def	Tot	Avg	PF-FO	Ast	TO	Blk	Stl	Pts/Avg
2020-21	11-6	377/34.3	67-154	.435	16-50	.320	43-51	.843	8-36	44	4.0	24-0	68	28	4	19	193/17.5
TOTAL	11-6	377/34.3	67-154	.435	16-50	.320	43-51	.843	8-36	44	4.0	24-0	68	28	4	19	193/17.5

SINGLE-GAME HIGHS

Points: 32, at Long Beach St. -- 12/06/20
 Rebounds: 7, vs William Jessup -- 11/27/20 ; at Long Beach St. -- 12/06/20
 Assists: 13, Portland -- 12/30/20
 Steals: 4, at UCLA -- 12/03/20
 Blocks: 2, vs CSUN -- 11/30/20
 FG made: 10, at Long Beach St. -- 12/06/20
 FG attempts: 24, at Long Beach St. -- 12/06/20
 3FG made: 5, at Long Beach St. -- 12/06/20
 3FG attempts: 10, at Long Beach St. -- 12/06/20
 FT made: 9, Col. of Idaho -- 12/17/20
 FT attempts: 9, vs CSUN -- 11/30/20 ; Col. of Idaho -- 12/17/20



2020-21 PLAYER GAME-BY-GAME

#13 Angelo Stuart

Opponent	Date	gs	min	Total		3-Pointers		Free throws		Rebounds				pf	a	t/o	blk	stl	pts	avg
				fg-fga	pct	3fg-fga	pct	ft-fga	pct	off	def	tot	avg							
at Portland	11/25/20		10	0-2	.000	0-1	.000	2-2	1.000	0	1	1	1.0	0	1	0	0	0	2	2.0
vs William Jessup	11/27/20		8	1-3	.333	0-1	.000	2-2	1.000	0	0	0	0.5	1	0	1	0	2	4	3.0
vs Air Force	11/29/20		4	0-0	.000	0-0	.000	0-0	.000	0	0	0	0.3	0	0	0	0	0	0	2.0
vs CSUN	11/30/20		5	0-2	.000	0-0	.000	0-0	.000	0	0	0	0.3	1	0	0	0	1	0	1.5
at UCLA	12/03/20		4	0-0	.000	0-0	.000	0-0	.000	0	0	0	0.2	0	0	0	0	0	0	1.2
at Washington	12/09/20		6	0-0	.000	0-0	.000	0-0	.000	0	0	0	0.2	1	0	1	0	0	0	1.0
NORTHWEST (WA)	12/13/20		9	2-3	.667	0-1	.000	3-3	1.000	0	0	0	0.1	1	0	0	0	1	7	1.9
COL. OF IDAHO	12/17/20		7	1-1	1.000	0-0	.000	0-0	.000	0	0	0	0.1	1	1	0	0	1	2	1.9
at California	12/22/20		3	0-1	.000	0-0	.000	0-0	.000	0	0	0	0.1	0	1	0	0	0	0	1.7
PORTLAND	12/30/20		5	0-2	.000	0-1	.000	0-0	.000	0	0	0	0.1	0	0	0	0	0	0	1.5
Totals		0	61	4-14	.286	0-4	.000	7-7	1.000	0	1	1	0.1	5	3	2	0	5	15	1.5

Games played: 10
Minutes/game: 6.1
Points/game: 1.5
FG Pct: 28.6
3FG Pct: 0.0
FT Pct: 100.0

Rebounds/game: 0.1
Assists/game: 0.3
Turnovers/game: 0.2
Assist/turnover ratio: 1.5
Steals/game: 0.5

CAREER STATS

		Total			3-Point		Rebounds										
Year	GP-GS	Min/Avg	FG-FGA	Pct	FG-FGA	Pct	FT-FTA	Pct	Off-Def	Tot	Avg	PF-FO	Ast	TO	Blk	Stl	Pts/Avg
2020-21	10-0	61/6.1	4-14	.286	0-4	.000	7-7	1.000	0-1	1	0.1	5-0	3	2	0	5	15/1.5
TOTAL	10-0	61/6.1	4-14	.286	0-4	.000	7-7	1.000	0-1	1	0.1	5-0	3	2	0	5	15/1.5

SINGLE-GAME HIGHS

Points: 7, Northwest (WA) -- 12/13/20
Rebounds: 1, at Portland -- 11/25/20
Assists: 1, at Portland -- 11/25/20 ; Col. of Idaho -- 12/17/20 ; at California -- 12/22/20
Steals: 2, vs William Jessup -- 11/27/20
FG made: 2, Northwest (WA) -- 12/13/20
FG attempts: 3, vs William Jessup -- 11/27/20 ; Northwest (WA) -- 12/13/20
3FG attempts: 1, at Portland -- 11/25/20 ; vs William Jessup -- 11/27/20 ; Northwest (WA) -- 12/13/20
FT made: 3, Northwest (WA) -- 12/13/20
FT attempts: 3, Northwest (WA) -- 12/13/20



2020-21 PLAYER GAME-BY-GAME

#15 Emeka Udenyi

Opponent	Date	gs	min	Total		3-Pointers		Free throws		Rebounds				pf	a	t/o	blk	stl	pts	avg
				fg-fga	pct	3fg-fga	pct	ft-fa	pct	off	def	tot	avg							
at Portland	11/25/20		27	6-7	.857	0-0	.000	0-2	.000	2	4	6	6.0	1	0	0	2	0	12	12.0
vs William Jessup	11/27/20		23	5-8	.625	0-0	.000	1-4	.250	7	1	8	7.0	1	0	2	2	0	11	11.5
vs Air Force	11/29/20	*	26	1-3	.333	0-0	.000	1-2	.500	2	3	5	6.3	4	3	1	0	0	3	8.7
vs CSUN	11/30/20	*	29	0-2	.000	0-0	.000	0-0	.000	3	5	8	6.8	1	4	3	0	0	0	6.5
at UCLA	12/03/20	*	11	3-4	.750	0-0	.000	0-2	.000	0	4	4	6.2	4	0	2	0	0	6	6.4
at Long Beach St.	12/06/20	*	23	2-2	1.000	0-0	.000	0-0	.000	4	4	8	6.5	3	1	1	0	0	4	6.0
at Washington	12/09/20	*	35	6-7	.857	0-0	.000	0-3	.000	1	5	6	6.4	3	1	2	0	0	12	6.9
NORTHWEST (WA)	12/13/20	*	19	4-6	.667	0-0	.000	0-0	.000	2	4	6	6.4	2	3	0	0	1	8	7.0
COL. OF IDAHO	12/17/20	*	26	6-10	.600	0-0	.000	0-0	.000	6	4	10	6.8	2	1	1	0	0	12	7.6
at California	12/22/20	*	37	7-10	.700	0-0	.000	0-0	.000	6	4	10	7.1	3	3	0	0	1	14	8.2
PORTLAND	12/30/20	*	33	2-3	.667	0-0	.000	0-2	.000	2	9	11	7.5	4	3	2	0	0	4	7.8
Totals		9	289	42-62	.677	0-0	.000	2-15	.133	35	47	82	7.5	28	19	14	4	2	86	7.8

Games played: 11
Minutes/game: 26.3
Points/game: 7.8
FG Pct: 67.7
FT Pct: 13.3

Rebounds/game: 7.5
Assists/game: 1.7
Turnovers/game: 1.3
Assist/turnover ratio: 1.4
Steals/game: 0.2
Blocks/game: 0.4

CAREER STATS

Year	GP-GS	Min/Avg	Total		3-Point		FT-FTA	Pct	Off-Def	Tot	Avg	PF-FO	Ast	TO	Blk	Stl	Pts/Avg
			FG-FGA	Pct	FG-FGA	Pct											
2020-21	11-9	289/26.3	42-62	.677	0-0	.000	2-15	.133	35-47	82	7.5	28-0	19	14	4	2	86/7.8
TOTAL	11-9	289/26.3	42-62	.677	0-0	.000	2-15	.133	35-47	82	7.5	28-0	19	14	4	2	86/7.8

SINGLE-GAME HIGHS

Points: 14, at California -- 12/22/20
Rebounds: 11, Portland -- 12/30/20
Assists: 4, vs CSUN -- 11/30/20
Steals: 1, Northwest (WA) -- 12/13/20 ; at California -- 12/22/20
Blocks: 2, at Portland -- 11/25/20 ; vs William Jessup -- 11/27/20
FG made: 7, at California -- 12/22/20
FG attempts: 10, Col. of Idaho -- 12/17/20 ; at California -- 12/22/20
FT made: 1, vs William Jessup -- 11/27/20 ; vs Air Force -- 11/29/20
FT attempts: 4, vs William Jessup -- 11/27/20



2020-21 PLAYER GAME-BY-GAME

#23 Daron Henson

Opponent	Date	gs	min	Total		3-Pointers		Free throws		Rebounds				pf	a	t/o	blk	stl	pts	avg
				fg-fga	pct	3fg-fga	pct	ft-fga	pct	off	def	tot	avg							
at Portland	11/25/20		6	1-3	.333	1-3	.333	0-0	.000	0	0	0	0.0	2	0	0	0	0	3	3.0
vs William Jessup	11/27/20	*	11	0-5	.000	0-4	.000	0-0	.000	1	1	2	1.0	0	0	0	0	0	0	1.5
vs CSUN	11/30/20		5	0-2	.000	0-2	.000	0-0	.000	1	1	2	1.3	0	0	0	0	1	0	1.0
at UCLA	12/03/20		6	1-2	.500	0-1	.000	0-0	.000	1	1	2	1.5	0	0	0	0	0	2	1.3
at Long Beach St.	12/06/20		7	0-1	.000	0-1	.000	1-2	.500	0	2	2	1.6	2	0	0	0	0	1	1.2
at Washington	12/09/20		5	0-3	.000	0-3	.000	2-2	1.000	0	1	1	1.5	0	0	0	0	0	2	1.3
NORTHWEST (WA)	12/13/20		14	2-6	.333	1-5	.200	2-2	1.000	1	5	6	2.1	2	0	0	0	0	7	2.1
COL. OF IDAHO	12/17/20		12	1-3	.333	1-3	.333	0-0	.000	0	1	1	2.0	0	0	0	0	0	3	2.3
at California	12/22/20		0	0-0	.000	0-0	.000	0-0	.000	0	0	0	1.8	0	0	0	0	0	0	2.0
Totals		1	66	5-25	.200	3-22	.136	5-6	.833	4	12	16	1.8	6	0	0	0	1	18	2.0

Games played: 9
Minutes/game: 7.3
Points/game: 2.0
FG Pct: 20.0
3FG Pct: 13.6
FT Pct: 83.3

Rebounds/game: 1.8
Steals/game: 0.1

CAREER STATS

			Total		3-Point				Rebounds									
Year	GP-GS	Min/Avg	FG-FGA	Pct	FG-FGA	Pct	FT-FTA	Pct	Off-Def	Tot	Avg	PF-FO	Ast	TO	Blk	Stl	Pts/Avg	
2017-18*	33-1	413/12.5	46-133	.346	38-99	.384	12-22	.545	29-44	73	2.2	59-0	7	13	1	2	142/4.3	
2019-20*	11-0	73/6.6	13-32	.406	10-25	.400	0-4	.000	3-5	8	0.7	5-0	0	3	0	0	36/3.3	
2020-21	9-1	66/7.3	5-25	.200	3-22	.136	5-6	.833	4-12	16	1.8	6-0	0	0	0	1	18/2.0	
TOTAL	9-1	66/7.3	5-25	.200	3-22	.136	5-6	.833	4-12	16	1.8	6-0	0	0	0	1	18/2.0	
All*	53-2	552/10.4	64-190	.337	51-146	.349	17-32	.531	36-61	97	1.8	70-0	7	16	1	3	196/3.7	

* Statistics from prior team/school

SINGLE-GAME HIGHS

Points: 18, at Fresno State -- 01/27/18
Rebounds: 6, 3 times
Assists: 2, Air Force -- 01/24/18
Steals: 1, Miss Valley State -- 11/15/17
Blocks: 1, 2 times
FG made: 6, at Fresno State -- 01/27/18
FG attempts: 11, at San Jose State -- 02/28/18
3FG made: 6, at Fresno State -- 01/27/18
3FG attempts: 10, at San Jose State -- 02/28/18
FT made: 3, 2 times
FT attempts: 6, 2 times



2020-21 PLAYER GAME-BY-GAME

#24 Nate Robinson

Opponent	Date	gs	min	Total		3-Pointers		Free throws		Rebounds				pf	a	t/o	blk	stl	pts	avg
				fg-fga	pct	3fg-fga	pct	ft-fga	pct	off	def	tot	avg							
at UCLA	12/03/20		9	1-5	.200	0-4	.000	1-1	1.000	0	1	1	1.0	0	0	2	1	0	3	3.0
at Long Beach St.	12/06/20		8	0-1	.000	0-0	.000	0-0	.000	1	1	2	1.5	4	0	2	0	0	0	1.5
at Washington	12/09/20		3	0-0	.000	0-0	.000	0-0	.000	0	0	0	1.0	0	0	0	0	0	0	1.0
Totals		0	20	1-6	.167	0-4	.000	1-1	1.000	1	2	3	1.0	4	0	4	1	0	3	1.0

Games played: 3
Minutes/game: 6.7
Points/game: 1.0
FG Pct: 16.7
3FG Pct: 0.0
FT Pct: 100.0

Rebounds/game: 1.0
Turnovers/game: 1.3
Blocks/game: 0.3

CAREER STATS

Year	GP-GS	Min/Avg	Total		3-Point		FT-FTA	Pct	Rebounds				PF-FO	Ast	TO	Blk	Stl	Pts/Avg
			FG-FGA	Pct	FG-FGA	Pct			Off-Def	Tot	Avg							
2018-19*	18-0	176/9.8	6-43	.140	1-26	.038	16-27	.593	7-17	24	1.3	9-0	6	6	0	1		29/1.6
2020-21	3-0	20/6.7	1-6	.167	0-4	.000	1-1	1.000	1-2	3	1.0	4-0	0	4	1	0		3/1.0
TOTAL	3-0	20/6.7	1-6	.167	0-4	.000	1-1	1.000	1-2	3	1.0	4-0	0	4	1	0		3/1.0
All*	21-0	196/9.3	7-49	.143	1-30	.033	17-28	.607	8-19	27	1.3	13-0	6	10	1	1		32/1.5

* Statistics from prior team/school

SINGLE-GAME HIGHS

Points: 6, at Purdue Fort Wayne -- 02/30/19
Rebounds: 5, at Kansas -- 12/18/18
Assists: 2, at Oral Roberts -- 01/17/19
Steals: 1, at Oral Roberts -- 01/17/19
FG made: 2, at Purdue Fort Wayne -- 02/30/19
FG attempts: 7, at Purdue Fort Wayne -- 02/30/19
3FG made: 1, South Dakota State -- 01/06/19, at UCLA -- 12/03/20
3FG attempts: 7, at Purdue Fort Wayne -- 01/30/19
FT made: 5, at Colorado -- 12/04/18
FT attempts: 8, at Colorado -- 12/04/18



2020-21 PLAYER GAME-BY-GAME

#25 Jared Pearre

Opponent	Date	gs	min	Total		3-Pointers		Free throws		Rebounds				pf	a	t/o	blk	stl	pts	avg
				fg-fga	pct	3fg-fga	pct	ft-fga	pct	off	def	tot	avg							
at Portland	11/25/20		8	0-1	.000	0-0	.000	0-0	.000	0	0	0	0.0	1	0	2	0	1	0	0.0
vs William Jessup	11/27/20		9	1-2	.500	0-0	.000	1-2	.500	2	2	4	2.0	0	0	1	0	1	3	1.5
vs CSUN	11/30/20		8	1-1	1.000	0-0	.000	0-0	.000	1	3	4	2.7	3	0	1	0	0	2	1.7
at UCLA	12/03/20		18	1-2	.500	0-0	.000	0-1	.000	3	3	6	3.5	3	1	1	1	1	2	1.8
at Long Beach St.	12/06/20		13	0-1	.000	0-0	.000	2-6	.333	0	2	2	3.2	2	0	1	1	0	2	1.8
at Washington	12/09/20		7	0-1	.000	0-0	.000	0-0	.000	0	0	0	2.7	1	0	2	0	0	0	1.5
NORTHWEST (WA)	12/13/20		21	5-6	.833	0-0	.000	2-3	.667	1	3	4	2.9	0	1	1	3	0	12	3.0
COL. OF IDAHO	12/17/20		16	3-6	.500	0-0	.000	0-2	.000	2	3	5	3.1	0	2	1	4	1	6	3.4
at California	12/22/20		6	1-1	1.000	0-0	.000	0-0	.000	0	0	0	2.8	1	0	0	0	0	2	3.2
PORTLAND	12/30/20		23	9-12	.750	0-0	.000	0-0	.000	2	8	10	3.5	0	1	0	4	0	18	4.7
Totals		0	129	21-33	.636	0-0	.000	5-14	.357	11	24	35	3.5	11	5	10	13	4	47	4.7

Games played: 10
Minutes/game: 12.9
Points/game: 4.7
FG Pct: 63.6
FT Pct: 35.7

Rebounds/game: 3.5
Assists/game: 0.5
Turnovers/game: 1.0
Assist/turnover ratio: 0.5
Steals/game: 0.4
Blocks/game: 1.3

CAREER STATS

Year	GP-GS	Min/Avg	Total		3-Point		FT-FTA	Pct	Rebounds				PF-FO	Ast	TO	Blk	Stl	Pts/Avg
			FG-FGA	Pct	FG-FGA	Pct			Off-Def	Tot	Avg							
2018-19*	30-13	395/13.2	38-58	.655	0-0	.000	12-24	.500	30-51	81	2.7	56-2	18	19	16	14		88/2.9
2019-20*	31-23	552/17.8	48-83	.578	0-0	.000	8-27	.296	34-76	110	3.5	72-3	30	23	17	12		104/3.4
2020-21	10-0	129/12.9	21-33	.636	0-0	.000	5-14	.357	11-24	35	3.5	11-0	5	10	13	4		47/4.7
TOTAL	10-0	129/12.9	21-33	.636	0-0	.000	5-14	.357	11-24	35	3.5	11-0	5	10	13	4		47/4.7
All*	71-36	1076/15.2	107-174	.615	0-0	.000	25-65	.385	75-151	226	3.2	139-5	53	52	46	30		239/3.4

* Statistics from prior team/school

SINGLE-GAME HIGHS

Points: 19, St. Katherine -- 01/04/20
Rebounds: 10, Long Beach State -- 01/23/19 ; Portland -- 12/30/20
Assists: 3, 4 times
Steals: 3, UC Riverside -- 2/27/19
Blocks: 4, Col. of Idaho -- 12/17/20 ; Portland -- 12/30/20
FG made: 9, St. Katherine -- 01/04/20 ; Portland -- 12/30/20
FG attempts: 12, Portland -- 12/30/20
FT made: 3, at Loyola Marymount -- 11/13/18
FT attempts: 6, at Long Beach St. -- 12/06/20



2020-21 PLAYER GAME-BY-GAME

#33 Kobe Williamson

Opponent	Date	gs	min	Total		3-Pointers		Free throws		Rebounds				pf	a	t/o	blk	stl	pts	avg	
				fg-fga	pct	3fg-fga	pct	ft-fga	pct	off	def	tot	avg								
at Portland	11/25/20	*	28	4-6	.667	2-3	.667	0-0	.000	5	4	9	9.0	3	0	0	2	0	10	10.0	
vs William Jessup	11/27/20	*	24	2-6	.333	0-2	.000	2-2	1.000	1	3	4	6.5	3	1	1	3	1	6	8.0	
vs Air Force	11/29/20	*	37	5-7	.714	1-2	.500	0-0	.000	3	3	6	6.3	4	0	0	2	1	11	9.0	
vs CSUN	11/30/20	*	22	0-4	.000	0-4	.000	0-2	.000	3	6	9	7.0	3	1	2	0	2	0	6.8	
at UCLA	12/03/20	*	27	1-3	.333	0-0	.000	0-1	.000	0	3	3	6.2	3	0	0	1	1	2	5.8	
at Long Beach St.	12/06/20	*	27	2-8	.250	1-5	.200	2-2	1.000	4	6	10	6.8	3	0	1	0	2	7	6.0	
at Washington	12/09/20	*	27	1-5	.200	1-2	.500	1-2	.500	2	5	7	6.9	2	2	2	0	0	4	5.7	
NORTHWEST (WA)	12/13/20	*	32	1-2	.500	1-2	.500	0-0	.000	0	4	4	6.5	3	1	2	2	1	3	5.4	
COL. OF IDAHO	12/17/20	*	28	3-6	.500	1-4	.250	0-0	.000	1	7	8	6.7	1	1	1	1	2	7	5.6	
at California	12/22/20	*	38	3-6	.500	1-4	.250	0-0	.000	1	6	7	6.7	2	1	1	1	0	7	5.7	
PORTLAND	12/30/20	*	32	2-6	.333	1-2	.500	2-3	.667	3	4	7	6.7	4	0	1	2	0	7	5.8	
Totals			11	322	24-59	.407	9-30	.300	7-12	.583	23	51	74	6.7	31	7	11	14	10	64	5.8

Games played: 11
Minutes/game: 29.3
Points/game: 5.8
FG Pct: 40.7
3FG Pct: 30.0
FT Pct: 58.3

Rebounds/game: 6.7
Assists/game: 0.6
Turnovers/game: 1.0
Assist/turnover ratio: 0.6
Steals/game: 0.9
Blocks/game: 1.3

CAREER STATS

Year	GP-GS	Min/Avg	Total		3-Point		FT-FTA	Pct	Rebounds				PF-FO	Ast	TO	Blk	Stl	Pts/Avg
			FG-FGA	Pct	FG-FGA	Pct			Off-Def	Tot	Avg	Pct						
2020-21	11-11	322/29.3	24-59	.407	9-30	.300	7-12	.583	23-51	74	6.7	31-0	7	11	14	10		64/5.8
TOTAL	11-11	322/29.3	24-59	.407	9-30	.300	7-12	.583	23-51	74	6.7	31-0	7	11	14	10		64/5.8

SINGLE-GAME HIGHS

Points: 11, vs Air Force -- 11/29/20
Rebounds: 10, at Long Beach St. -- 12/06/20
Assists: 2, at Washington -- 12/09/20
Steals: 2, vs CSUN -- 11/30/20 ; at Long Beach St. -- 12/06/20 ; Col. of Idaho -- 12/17/20
Blocks: 3, vs William Jessup -- 11/27/20
FG made: 5, vs Air Force -- 11/29/20
FG attempts: 8, at Long Beach St. -- 12/06/20
3FG made: 2, at Portland -- 11/25/20
3FG attempts: 5, at Long Beach St. -- 12/06/20
FT made: 2, vs William Jessup -- 11/27/20 ; at Long Beach St. -- 12/06/20 ; Portland -- 12/30/20
FT attempts: 3, Portland -- 12/30/20



Official Basketball Box Score -- Game Totals -- Final Statistics
William Jessup vs Seattle U
11/27/20 12:00 pm at Portland, OR (Chiles Center)

William Jessup 53 • 0-2

#	Player		Total		3-Ptr		Rebounds		PF	TP	A	TO	Bk	Stl	Min
			FG-FGA	%	FG-FGA	%	Off	Def							
11	Myles Corey	*	3-7	1-2	2-3	0	2	2	5	9	2	4	1	0	18
12	Matt Garrison	*	1-5	0-0	0-0	1	2	3	4	2	1	1	0	0	20
22	Jaylen Johnson	*	0-3	0-2	2-4	0	0	0	0	2	0	0	0	0	19
24	Tarren Storey-Way	*	2-9	1-6	4-6	0	4	4	1	9	0	3	0	0	32
25	Jayden DeJoseph	*	0-4	0-3	2-2	1	2	3	0	2	0	0	0	0	27
01	Jordan Adams		2-3	2-2	1-2	1	2	3	2	7	0	0	0	1	12
03	Nathan Kasongo		1-2	1-2	0-0	0	1	1	1	3	0	0	0	0	4
04	Marcus Hansen		0-0	0-0	0-0	0	0	0	1	0	0	0	0	0	2
05	Matt Lyon		2-2	0-0	1-2	0	0	0	0	5	2	0	0	0	7
10	Malik Corey		1-3	0-0	0-0	0	2	2	3	2	2	1	0	0	18
12	Nathan Flores		0-0	0-0	0-0	0	0	0	0	0	0	0	0	0	1
14	Jaden Henderson		0-0	0-0	0-0	0	0	0	0	0	0	0	0	0	1
20	Tim Strijbos		2-5	0-2	2-2	0	6	6	1	6	1	3	0	2	21
30	David McCants		0-0	0-0	0-0	0	0	0	0	0	0	0	0	0	2
32	Matthew Schmidt		1-3	0-0	4-4	1	1	2	5	6	2	2	1	0	20
	Team					2	1	3					2		
	Totals		15-46	5-19	18-25	6	23	29	23	53	8	19	3	3	203

FG % 1st Half: 8-25	32.0%	2nd half: 7-21	33.3%	Game: 15-46	32.6%	Deadball Rebounds 7,3
3FG % 1st Half: 3-10	30.0%	2nd half: 2-9	22.2%	Game: 5-19	26.3%	
FT % 1st Half: 4-7	57.1%	2nd half: 14-18	77.8%	Game: 18-25	72.0%	

Seattle U 77 • 2-0,0-0 WAC

Seattle Storm 2016-17																
#	Player	Total		3-Ptr	Rebounds				PF	TP	A	TO	Bk	Stl	Min	
		FG-FGA	FG-FGA	FT-FTA	Off	Def	Tot									
23	Daron Henson	f	0-5	0-4	0-0	1	1	2	0	0	0	0	0	0	11	
00	3-5		2-4	2-4	0-0	4	2	8	2	0	0	0	0	0	18	
01	Aaron Nettles	s	2-11	0-5	1-2	0	2	2	4	5	3	0	0	0	29	
11	Riley Grigsby	s	6-12	2-4	0-0	2	2	4	2	14	2	1	0	2	32	
3	Kobe Williamson	g	2-6	0-2	2-2	1	3	4	3	6	1	1	3	1	24	
01	Vas Panda	s	1-1	0-0	0-0	1	1	2	2	2	0	0	0	0	11	
05	Joe Wall	s	2-4	1-3	0-0	0	1	1	2	5	0	0	0	0	7	
12	Darrion Trammell	s	7-12	2-4	3-5	0	7	7	2	19	4	2	0	2	28	
13	Angelo Stuart	s	1-3	0-1	2-2	0	0	0	1	4	0	1	0	2	8	
15	Emeka Udenyi	s	5-8	0-0	1-4	7	1	8	1	11	0	2	2	0	23	
25	Jared Pearre	s	1-2	0-0	1-2	2	2	4	0	3	0	1	0	1	9	
	Team					2	0	2								
Totals			30-69	7-27	10-17	16	24	40	19	77	12	9	6	8	100	

FG % 1st Half: 14-34	41.2%	2nd half: 16-35	45.7%	Game: 30-69	43.5%	Deadball Rebounds 4,1
3FG % 1st Half: 5-15	33.3%	2nd half: 2-12	16.7%	Game: 7-27	25.9%	
FT % 1st Half: 4-8	50.0%	2nd half: 6-9	66.7%	Game: 10-17	58.8%	

Officials: Rick Batsell, Crystal Hogan, Kevin Brill
Technical fouls: William Jessup-None. Seattle U-Darrion Trammell.
Attendance:

Attendance:

	In	Off	2nd	Fast	
Points	Paint	T/O	Chance	Break	Bench
WJ	20	13	5	9	29
SH	26	24	21	6	44

Last FG - WJ 2nd-04:27, SU 2nd-00:54.
Largest lead - WJ by 3 1st-18:55, SU by 24 2nd-00:29.
WJ led for 01:35. SU led for 36:05. Game was tied for 02:20.

Score tied - 2 times.
Lead changed - 1 time

Official Basketball Box Score -- Game Totals -- Final Statistics
Seattle U vs CSUN
 11/30/20 2:00 pm at Las Vegas, NV (T-Mobile Arena)

Seattle U 65 • 3-1,0-0 WAC

#	Player	Total			3-Ptr			Rebounds											
		FG	G	FGA	FG-FGA	FT	FTA	Off	Def	Tot	PF	TP	A	TO	Blk	Stl			Min
15	Emeka Udenyi	f	0-2	0-0	0-0			3	5	8	1	0	4	3	0	0			29
00	Rip Economou	g	2-8	2-5	0-0			0	0	0	2	6	1	0	0	0			17
10	Aaron Nettles		4-10	2-8	0-0			0	2	2	3	10	0	0	0	0			33
11	Riley Grigsby	g	7-15	1-4	3-4			3	5	8	2	18	0	2	0	1			36
33	Kobe Williamson	g	0-4	0-4	0-2			3	6	9	3	0	1	2	0	2			22
01	Vas Pandza		0-0	0-0	1-2			0	1	1	1	1	0	0	0	0			6
02	Trey Hopkins		0-0	0-0	0-0			0	0	0	0	0	0	0	0	0			2
05	Joe Wall		1-1	1-1	0-0			0	0	0	0	3	0	0	0	0			2
12	Darriorn Trammell		8-17	1-5	8-9			1	1	2	3	25	5	5	2	0			35
13	Angelo Stuart		0-2	0-0	0-0			0	0	0	1	0	0	0	0	1			5
23	Daron Henson		0-2	0-2	0-0			1	1	2	0	0	0	0	0	0			1
25	Jared Pearre		1-1	0-0	0-0			1	3	4	3	2	0	1	0	0			8
	Team							0	1	1									
Totals			23-62	7-29	12-17			12	25	37	19	65	11	13	2	5			200

FG % 1st Half: 9-26	34.6%	2nd half: 14-36	38.9%	Game: 23-62	37.1%	Deadball Rebounds 2
3FG % 1st Half: 0-9	0.0%	2nd half: 7-20	35.0%	Game: 7-29	24.1%	
FT % 1st Half: 10-13	76.9%	2nd half: 2-4	50.0%	Game: 12-17	70.6%	

CSUN 76 • 2-1,0-0 Big West

		Total	3-Ptr	Rebounds													
#	Player	FG-FGA	FG-FG%	FT-FTA	Off	Def	Tot	PF	TP	A	TO	Blk	Stl	Min			
00	Festus Ndumanya	f	2-2	0-0	1-3	1	3	4	2	5	0	1	2	0	22		
01	Lance Coleman II		4-6	0-0	5-6	0	6	6	2	13	2	0	0	0	26		
23	Alex Merkwilande	f	2-7	1-3	2-2	1	5	6	4	7	1	4	0	1	30		
02	TJ Starks		7-15	2-5	4-4	0	6	6	2	20	3	2	0	2	32		
10	Darius Brown II	g	3-10	0-2	2-4	1	4	5	3	8	1	1	3	3	33		
04	Atin Wright		0-1	0-1	0-0	0	0	0	0	0	0	0	0	0	2		
11	Amound Anderson		4-5	1-1	3-3	1	2	3	2	12	1	2	0	1	25		
24	Fidelis Okereke		3-7	0-0	2-3	2	2	4	2	8	0	0	0	0	18		
32	Brendan Harrick		1-2	1-2	0-0	0	1	1	2	3	0	2	0	1	12		
	Team					1	1	2			1						
	Totals		26-55	5-14	19-25	7	30	37	19	76	15	13	3	8	200		

FG % 1st Half:	15-34	44.1%	2nd half:	11-21	52.4%	Game:	26-55	47.3%	Deadball Rebounds 3
3FG % 1st Half:	2-9	22.2%	2nd half:	3-5	60.0%	Game:	5-14	35.7%	
FT % 1st Half:	7-9	77.8%	2nd half:	12-16	75.0%	Game:	19-25	76.0%	

Officials: Ken Ditty,Donn Berhhal,Kevin Brill
Technical fouls: Seattle U-Darrion Trammell. CSUN-None.
Attendance:

Attendance:

	In Paint	Off T/O	2nd Chance	Fast Break	Bench
Points	24	13	14	8	31
FG%	36	18	7	20	23

Last FG - SU 2nd-01:17, CSUN 2nd-02:13.
Largest lead - SU None, CSUN by 15 2nd-02:13.
SU led for 00:00. CSUN led for 39:45. Game was tied for 00:15.

Score tied - 0 times.
Lead changed - 0 times.



2020-21 BOX SCORES

Official Basketball Box Score -- Game Totals -- Final Statistics Seattle U vs UCLA 12/03/20 5:00 pm at Los Angeles, CA (Pauley Pavilion)

Seattle U 52 • 3-2,0-0 WAC

#	Player	Total		3-Ptr		Rebounds		PF	TP	A	TO	Blk	Stl	Min
		FG-FGA	FG-FGA	FT-FTA	FT-FTA	Off	Def							
15	Emeka Udenyi	f	3-4	0-0	0-2	0	4	4	4	6	0	2	0	11
00	Rip Economou	g	2-5	0-3	0-0	0	0	0	2	4	0	2	0	11
10	Aaron Nettles	g	5-10	1-5	0-0	0	0	0	3	11	2	1	0	29
11	Riley Grigsby	g	5-12	2-5	0-1	2	2	4	4	12	1	2	0	35
33	Kobe Williamson	g	1-3	0-0	0-1	0	3	3	3	2	0	0	1	27
01	Vas Pandza	g	0-0	0-0	0-0	0	0	0	2	0	0	2	0	10
05	Joe Wall	g	1-2	0-1	0-0	0	0	0	0	2	0	0	0	5
12	Darrion Trammell	g	3-14	0-4	2-3	0	2	2	2	8	4	2	0	35
13	Angelo Stuart	g	0-0	0-0	0-0	0	0	0	0	0	0	0	0	4
23	Daron Henson	g	1-2	0-1	0-0	1	1	2	0	2	0	0	0	6
24	Nate Robinson	g	1-5	0-4	1-1	0	1	1	0	3	0	2	1	9
25	Jared Pearre	g	1-2	0-0	0-1	3	3	6	3	2	1	1	1	18
Team														200
Totals		23-59	3-23	3-9	6	18	24	23	52	8	14	3	10	

FG % 1st Half: 12-28 42.9% 2nd half: 11-31 35.5% Game: 23-59 39.0% Deadball Rebounds 0,1
3FG % 1st Half: 3-10 30.0% 2nd half: 0-13 0.0% Game: 3-23 13.0%
FT % 1st Half: 2-6 33.3% 2nd half: 1-3 33.3% Game: 3-9 33.3%

UCLA 78 • 2-1,0-0 Pac-12

#	Player	Total		3-Ptr		Rebounds		PF	TP	A	TO	Blk	Stl	Min
		FG-FGA	FG-FGA	FT-FTA	FT-FTA	Off	Def							
02	Cody Riley	f	4-5	0-0	0-0	0	3	3	8	1	3	0	0	12
01	Jules Bernard	g	6-8	3-5	1-2	0	3	3	3	16	1	3	0	29
04	Jaime Jaquez Jr.	g	3-3	1-1	2-3	0	3	3	1	9	2	0	0	28
05	Chris Smith	g	2-7	0-2	2-4	3	8	11	0	6	2	4	1	26
10	Tyger Campbell	g	4-9	1-4	8-8	0	2	2	2	17	6	2	0	27
00	Jaylen Clark	g	2-2	0-0	0-0	0	3	3	1	4	0	1	0	11
13	Jake Kyman	g	3-7	1-4	0-0	0	1	1	1	7	0	0	0	15
14	Kenneth Nwuba	g	0-1	0-0	0-0	1	0	1	0	0	0	0	0	2
24	Jalen Hill	g	4-6	0-0	3-7	2	8	10	2	11	3	1	3	25
34	David Singleton	g	0-3	0-0	0-0	1	4	5	3	0	1	1	0	24
43	Russell Stong	g	0-0	0-0	0-0	0	0	0	0	0	0	0	0	1
Team														200
Totals		28-51	6-16	16-24	7	35	42	17	78	16	15	4	6	

FG % 1st Half: 14-23 60.9% 2nd half: 14-28 50.0% Game: 28-51 54.9% Deadball Rebounds 5
3FG % 1st Half: 4-8 50.0% 2nd half: 2-8 25.0% Game: 6-16 37.5%
FT % 1st Half: 11-17 64.7% 2nd half: 5-7 71.4% Game: 16-24 66.7%

Officials: Marc Beasley,Eric Curry,Mike Reed
Technical fouls: Seattle U-None. UCLA-None.
Attendance:

Score by periods	1st	2nd	Total
Seattle U	29	23	52
UCLA	43	35	78

Last FG - SU 2nd-00:00, UCLA 2nd-00:45.
Largest lead - SU by 2 1st-11:36, UCLA by 29 2nd-05:18.
SU led for 04:55, UCLA led for 30:28. Game was tied for 04:07.

Score tied - 9 times.
Lead changed - 6 times.

Official Basketball Box Score -- Game Totals -- Final Statistics Seattle U vs Washington 12/09/20 8:00 pm at Seattle, WA (Alaska Airlines Arena)

Seattle U 41 • 3-4,0-0 WAC

#	Player	Total		3-Ptr		Rebounds		PF	TP	A	TO	Blk	Stl	Min
		FG-FGA	FG-FGA	FT-FTA	FT-FTA	Off	Def							
15	Emeka Udenyi	f	6-7	0-0	0-3	1	5	6	3	12	1	2	0	35
10	Aaron Nettles	g	1-10	0-8	0-0	0	1	1	3	2	4	0	0	27
11	Riley Grigsby	g	3-15	0-3	0-0	0	2	5	2	6	1	0	0	39
12	Darrion Trammell	g	4-12	1-2	0-0	2	2	4	1	9	1	3	0	32
33	Kobe Williamson	g	1-5	1-2	1-2	2	5	7	2	4	2	0	0	27
00	Rip Economou	g	0-1	0-1	0-0	0	0	0	0	0	0	0	0	2
01	Vas Pandza	g	1-2	1-1	0-0	0	2	2	0	3	1	1	0	19
02	Trey Hopkins	g	0-1	0-1	0-0	0	0	0	0	1	0	0	0	2
05	Joe Wall	g	1-2	1-2	0-0	0	0	0	0	1	3	0	0	1
13	Angelo Stuart	g	0-0	0-0	0-0	0	0	0	0	1	0	0	0	6
23	Daron Henson	g	0-3	0-3	2-2	0	1	1	0	2	0	0	0	5
24	Nate Robinson	g	0-0	0-0	0-0	0	0	0	0	0	0	0	0	3
25	Jared Pearre	g	0-1	0-0	0-0	0	0	0	1	0	0	2	0	7
Team														200
Totals		17-59	4-23	3-7	8	21	29	15	41	10	14	1	6	

FG % 1st Half: 10-31 32.3% 2nd half: 7-28 25.0% Game: 17-59 28.8% Deadball Rebounds 3
3FG % 1st Half: 1-9 11.1% 2nd half: 3-14 21.4% Game: 4-23 17.4%
FT % 1st Half: 1-2 50.0% 2nd half: 2-5 40.0% Game: 3-7 42.9%

Washington 73 • 1-3,0-1 Pac-12

#	Player	Total		3-Ptr		Rebounds		PF	TP	A	TO	Blk	Stl	Min
		FG-FGA	FG-FGA	FT-FTA	FT-FTA	Off	Def							
01	Nate Roberts	f	5-7	0-0	0-1	5	3	8	3	10	1	4	0	21
13	Hameir Wright	g	2-4	1-2	2-2	1	4	5	1	7	0	1	2	31
04	Nate Pryor	g	4-10	1-2	4-4	0	5	5	1	13	4	2	1	26
05	Jamal Bey	g	4-6	1-1	0-0	0	3	3	2	9	3	1	0	25
10	Erik Stevenson	g	1-5	1-1	0-0	0	4	4	2	3	0	2	0	26
00	Marcus Tsohonis	g	0-1	0-0	4-4	2	0	2	1	4	0	1	0	7
21	Griff Hopkins	g	0-0	0-0	0-0	0	0	0	0	0	0	0	0	1
15	RaeQuan Battle	g	1-5	0-2	1-2	0	2	2	2	3	0	0	0	10
22	Cole Bajerna	g	1-5	0-2	0-0	0	6	6	0	2	0	1	1	16
24	Jonah Geron	g	0-0	0-0	0-0	0	0	0	0	0	0	0	0	1
30	Travis Rice	g	0-1	0-1	0-0	0	0	0	0	0	0	0	0	1
33	J'Raan Brooks	g	1-3	0-0	0-0	0	0	0	0	1	2	0	0	6
34	Reagan Lundeen	g	1-1	0-0	0-0	0	0	0	0	2	0	0	0	1
52	Riley Sorn	g	0-1	0-0	0-0	1	4	5	1	0	2	1	1	10
25	Quade Green	g	6-7	4-4	2-2	0	2	2	0	18	1	1	0	18
Team														200
Totals		26-56	8-15	13-15	9	33	42	14	73	11	16	5	7	

FG % 1st Half: 14-29 48.3% 2nd half: 12-27 44.4% Game: 26-56 46.4% Deadball Rebounds 2,2
3FG % 1st Half: 5-9 55.6% 2nd half: 3-6 50.0% Game: 8-15 53.3%
FT % 1st Half: 4-4 100.0 2nd half: 9-11 81.8% Game: 13-15 86.7%

Officials: Nate Harris,Bill Vlnovich,David Hall
Technical fouls: Seattle U-None. Washington-None.
Attendance:

Score by periods	1st	2nd	Total
Seattle U	22	19	41
Washington	37	36	73

Last FG - SU 2nd-00:33, UW 2nd-00:09.
Largest lead - SU by 5 1st-14:15, UW by 35 2nd-01:37.
SU led for 08:24, UW led for 28:18. Game was tied for 03:10.

Score tied - 3 times.
Lead changed - 3 times.

Official Basketball Box Score -- Game Totals -- Final Statistics Seattle U vs Long Beach St. 12/06/20 1:00 pm at Long Beach, CA (Walter Pyramid)

Seattle U 75 • 3-3,0-0 WAC

#	Player	Total		3-Ptr		Rebounds		PF	TP	A	TO	Blk	Stl	Min
		FG-FGA	FG-FGA	FT-FTA	FT-FTA	Off	Def							
15	Emeka Udenyi	f	2-2	0-0	0-0	4	4	8	3	4	1	1	0	23
10	Aaron Nettles	g	1-5	1-4	0-1	0	0	0	3	3	2	1	0	29
11	Riley Grigsby	g	8-15	6-7	2-4	0	2	2	1	24	2	0	0	36
12	Darrion Trammell	g	10-24	5-10	7-8	2	5	7	2	32	7	3	1	39
33	Kobe Williamson	g	2-8	1-5	2-2	4	6	10	3	7	0	1	0	27
00	Rip Economou	g	0-1	0-1	0-0	0	2	2	1	0	0	0	0	6
01	Vas Pandza	g	1-3	0-2	0-0	0	0	0	1	2	0	1	0	8
05	Joe Wall	g	0-3	0-3	0-0	0	0	0	0	0	0	1	0	4
23	Daron Henson	g	0-1	0-1	1-2	0	2	2	2	1	0	0	0	7
24	Nate Robinson	g	0-1	0-0	0-0	1	1	2	4	0	0	2	0	8
25	Jared Pearre	g	0-1	0-0	2-6	0	2	2	2	2	0	1	1	13
Team														200
Totals		24-64	13-33	14-23	11	25	36	22	75	12	11	2	4	

FG % 1st Half: 9-32 28.1% 2nd half: 15-32 46.9% Game: 24-64 37.5% Deadball Rebounds 3
3FG % 1st Half: 6-17 35.3% 2nd half: 7-16 43.8% Game: 13-33 39.4%
FT % 1st Half: 4-6 66.7% 2nd half: 10-17 58.8% Game: 14-23 60.9%



2020-21 BOX SCORES

Official Basketball Box Score -- Game Totals -- Final Statistics Col. of Idaho vs Seattle U 12/17/20 6:00 pm at Seattle, WA (Redhawk Center)

Col. of Idaho 54 • 0-5

#	Player	Total		3-Ptr		Rebounds		PF	TP	A	TO	Blk	Stl	Min
		FG	FGA	FT	FTA	Off	Def							
01	Derek Wadsworth	g	1-5	1-2	0-0	0	0	0	3	1	2	0	1	16
02	Ricardo Time	g	0-6	0-1	0-0	0	8	8	1	0	0	4	0	29
12	Jake O'Neil	g	2-6	0-2	0-0	0	0	0	1	4	1	2	0	17
20	Jalen Galloway	g	5-8	2-3	1-2	3	5	8	1	13	0	2	1	26
21	Connor Desaulniers	g	2-3	0-0	0-0	2	3	5	1	4	2	0	2	20
00	Elijah Jackson	g	0-2	0-1	3-6	2	2	4	0	3	1	3	0	22
03	Charles Elzie III	g	2-6	1-2	2-4	0	0	0	3	7	2	1	0	21
04	Tyler Robinett	g	0-2	0-2	0-0	0	1	1	2	0	0	1	0	9
05	Johnny Radford	g	2-6	1-3	2-2	0	1	1	5	7	1	2	0	16
10	Connor Cooper	g	0-0	0-0	0-0	0	0	0	0	0	0	0	0	1
15	Nathan Burman	g	1-3	1-3	0-0	0	0	0	1	3	0	0	0	5
25	Paul Wilson	g	3-6	0-0	2-4	6	1	7	2	8	1	1	0	17
32	Jacob Russell	g	0-0	0-0	2-2	0	1	1	0	2	0	0	0	1
Team						0	2	2						
Totals			18-53	6-19	12-20	13	24	37	17	54	9	18	3	200

FG % 1st Half: 10-24 41.7% 2nd half: 8-29 27.6% Game: 18-53 34.0%
3FG % 1st Half: 3-10 30.0% 2nd half: 3-9 33.3% Game: 6-19 31.6%
FT % 1st Half: 3-4 75.0% 2nd half: 9-16 56.3% Game: 12-20 60.0%

Seattle U 78 • 5-4,0-0 WAC

#	Player	Total		3-Ptr		Rebounds		PF	TP	A	TO	Blk	Stl	Min
		FG	FGA	FT	FTA	Off	Def							
15	Emeka Udenyi	r	6-10	0-0	0-0	6	4	10	2	12	1	1	0	26
01	Vas Pandza	g	5-12	1-6	2-2	0	2	2	4	13	0	2	0	30
11	Riley Grigsby	g	6-14	1-6	2-2	1	2	3	2	15	0	1	1	34
12	Darrion Trammell	g	3-7	1-4	9-9	0	3	3	2	16	6	3	0	35
33	Kobe Williamson	g	3-6	1-4	0-0	1	7	8	1	7	1	1	2	28
00	Rip Economou	g	0-3	0-2	0-0	0	1	1	0	0	1	0	0	5
02	Trey Hopkins	g	0-1	0-1	4-5	0	0	0	2	4	1	0	0	4
05	Joe Wall	g	0-0	0-0	0-0	0	0	0	2	0	0	0	0	3
13	Angelo Stuart	g	1-1	0-0	0-0	0	0	0	1	2	1	0	0	7
23	Daron Henson	g	1-3	1-3	0-0	0	1	1	0	3	0	0	0	12
25	Jared Pearre	g	3-6	0-0	0-2	2	3	5	0	6	2	1	4	16
Team						3	1	4						
Totals			28-63	5-26	17-20	13	24	37	16	78	13	9	6	200

FG % 1st Half: 15-36 41.7% 2nd half: 13-27 48.1% Game: 28-63 44.4%
3FG % 1st Half: 3-13 23.1% 2nd half: 2-13 15.4% Game: 5-26 19.2%
FT % 1st Half: 3-4 75.0% 2nd half: 14-16 87.5% Game: 17-20 85.0%

Officials: Rick Batsell,Nate Harris,Gregory Nixon
Technical fouls: Col. of Idaho-TEAM, Seattle U-None.
Attendance:

Score by periods	1st	2nd	Total
Col. of Idaho	26	28	54
Seattle U	36	42	78

Last FG - COFI 2nd-01:44, SU 2nd-02:31.
Largest lead - COFI by 4 1st-18:51, SU by 29 2nd-02:31.
COFI led for 05:44, SU led for 31:55. Game was tied for 02:21.

Points	In	Off	2nd	Fast	Bench
COFI	22	2	15	5	30
SU	40	19	12	7	15

Score tied - 3 times.
Lead changed - 1 time.

Official Basketball Box Score -- Game Totals -- Final Statistics Portland vs Seattle U 12/30/20 6:00 pm at Seattle, WA (Redhawk Center)

Portland 68 • 6-3,0-0 WCC

#	Player	Total		3-Ptr		Rebounds		PF	TP	A	TO	Blk	Stl	Min
		FG	FGA	FT	FTA	Off	Def							
13	Eddie Davis	r	3-9	1-2	0-1	0	8	8	2	7	2	1	1	36
24	Michael Henn	r	2-7	1-2	2-2	3	2	5	4	7	1	2	0	1
02	Ahmed Ali	g	5-12	2-6	7-8	1	2	3	2	19	4	2	0	32
03	Isiah Dasher	g	5-14	1-2	1-1	2	3	5	3	12	1	2	0	28
11	Latrell Jones	g	5-12	2-5	5-6	0	4	4	4	17	0	1	0	29
00	Clythus Griffith Jr.	g	1-3	0-1	1-2	0	0	0	0	3	1	0	0	13
01	Zac Triplett	g	0-0	0-0	0-0	0	0	0	0	0	0	0	0	2
10	Chase Adams	g	0-3	0-2	0-0	0	1	1	3	0	0	1	0	8
15	Hayden Curtiss	g	1-1	0-0	1-3	0	1	1	1	3	0	1	4	14
20	Takiula Fahrensohn	g	0-3	0-2	0-0	0	4	4	1	0	0	0	0	12
Team						2	1	3						
Totals			22-64	7-22	17-23	8	26	34	20	68	9	10	5	200

FG % 1st Half: 9-30 30.0% 2nd half: 13-34 38.2% Game: 22-64 34.4%
3FG % 1st Half: 3-11 27.3% 2nd half: 4-11 36.4% Game: 7-22 31.8%
FT % 1st Half: 11-12 91.7% 2nd half: 6-11 54.5% Game: 17-23 73.9%

Seattle U 84 • 6-5,0-0 WAC

#	Player	Total		3-Ptr		Rebounds		PF	TP	A	TO	Blk	Stl	Min
		FG	FGA	FT	FTA	Off	Def							
15	Emeka Udenyi	r	2-3	0-0	0-2	2	9	11	4	4	3	2	0	33
10	Aaron Nettles	g	1-5	1-4	0-0	0	2	2	5	3	1	2	0	21
11	Riley Grigsby	g	8-16	4-9	2-3	2	8	10	2	22	4	6	1	39
12	Darrion Trammell	g	9-19	1-4	6-8	1	2	3	3	25	13	2	1	39
33	Kobe Williamson	g	2-6	1-2	2-3	3	4	7	4	7	0	1	2	32
02	Trey Hopkins	g	2-5	1-3	0-0	0	1	1	0	5	0	0	0	8
05	Joe Wall	g	0-0	0-0	0-0	0	0	0	0	0	0	0	0	0+
13	Angelo Stuart	g	0-2	0-1	0-0	0	0	0	0	0	0	0	0	5
25	Jared Pearre	g	9-12	0-0	0-0	2	8	10	0	18	1	0	4	23
Team						1	2	3						
Totals			33-68	8-23	10-16	11	36	47	18	84	22	13	8	200

FG % 1st Half: 16-31 51.6% 2nd half: 17-37 45.9% Game: 33-68 48.5%
3FG % 1st Half: 3-11 27.3% 2nd half: 5-12 41.7% Game: 8-23 34.8%
FT % 1st Half: 6-11 54.5% 2nd half: 4-5 80.0% Game: 10-16 62.5%

Officials: Tom Spitznagel,Brent Watts,Donn Berdahl
Technical fouls: Portland-None, Seattle U-None.
Attendance:

Score by periods	1st	2nd	Total
Portland	32	36	68
Seattle U	41	43	84

Last FG - UP 2nd-04:45, SU 2nd-02:09.
Largest lead - UP by 3 1st-16:11, SU by 17 2nd-02:09.
UP led for 03:28, SU led for 30:31. Game was tied for 06:01.

Points	In	Off	2nd	Fast	Bench
UP	24	12	11	14	6
SU	46	8	11	11	23

Score tied - 4 times.
Lead changed - 5 times.

Official Basketball Box Score -- Game Totals -- Final Statistics Seattle U vs California 12/22/20 2:00 pm at Berkeley, CA (Haas Pavilion)

Seattle U 65 • 5-5,0-0 WAC

#	Player	Total		3-Ptr		Rebounds		PF	TP	A	TO	Blk	Stl	Min
		FG	FGA	FT	FTA	Off	Def							
15	Emeka Udenyi	r	7-10	0-0	0-0	6	4	10	3	14	3	0	0	37
01	Vas Pandza	g	2-8	1-5	2-2	0	1	1	4	7	0	0	0	26
11	Riley Grigsby	g	7-15	2-7	4-4	1	7	8	1	20	1	2	0	40
12	Darrion Trammell	g	7-15	1-4	0-0	1	4	5	3	15	8	4	0	37
33	Kobe Williamson	g	3-6	1-4	0-0	1	6	7	2	7	1	1	1	38
00	Rip Economou	g	0-3	0-2	0-0	0	0	0	0	3	0	0	0	10
05	Joe Wall	g	0-1	0-1	0-0	0	0	0	1	0	0	0	0	3
13	Angelo Stuart	g	0-1	0-0	0-0	0	0	0	0	0	1	0	0	3
23	Daron Henson	g	0-0	0-0	0-0	0	0	0	0	0	0	0	0	0+
25	Jared Pearre	g	1-1	0-0	0-0	0	0	0	1	2	0	0	0	6
Team						0	1	1						
Totals			27-60	5-23	6-6	9	23	32	18	65	14	8	1	200

FG % 1st Half: 16-34 47.1% 2nd half: 11-26 42.3% Game: 27-60 45.0%
3FG % 1st Half: 3-12 25.0% 2nd half: 2-11 18.2% Game: 5-23 21.7%
FT % 1st Half: 2-2 100.0 2nd half: 4-4 100.0 Game: 6-6 100.0

California 70 • 5-4,0-2 Pac-12

		Total		3-Ptr		Rebounds									
#	Player	FG	FGA	FT	FTA	Off	Def	TP	PF	TO	Blk	Stl	Min		
22	Andre Kelly	f	3-11	0-2	2-3	4	7	11	3	8	1	0	1	34	
21	Lars Thiemann	c	2-2	0-0	2-4	1	2	3	1	6	0	3	0	21	
00	Ryan Betley	g	5-10	3-5	4-7	0	3	3	0	17	3	0	0	1	
01	Joel Brown	g	5-9	2-5	0-1	1	3	4	3	12	1	3	0	1	
10	Makale Foreman	g	2-8	0-2	4-4	0	1	1	1	8	4	1	0	31	
02	Monty Bowser		1-2	0-1	1-1	0	0	0	0	3	0	2	0	4	
03	Jarred Hyder		2-4	0-2	1-1	0	3	3	1	5	3	0	0	17	
13	Kuany Kuany		5-7	1-2	0-0	3	1	4	2	11	1	1	1	17	
33	D.J. Thorpe		0-0	0-0	0-0	0	0	0	0	0	0	0	0	3	
Team						0	3	3							
Totals			25-53	6-19	14-21	9	23	32	11	70	13	10	2	3	200