

2018-19 SEATTLE UNIVERSITY MEN'S BASKETBALL

GAME 19: SU vs. New Mexico State - Jan. 17, 2019

SEATTLE
BASKETBALL

CONTACT: Sarah Finney, Director of Communications • finneysa@seattleu.edu • 206-445-2237 • GoSeattleU.com

2018-19 SCHEDULE

Nov. 6	at Stanford	L, 74-96
NOV. 8	PUGET SOUND	W, 95-67
NOV. 11	BRYANT!	W, 82-59
NOV. 14	WASHINGTON STATE!	W, 78-69
NOV. 18	SOUTHERN UTAH	L, 70-73
NOV. 23	DENVER #	W, 82-63
NOV. 24	FAIRFIELD #	W, 83-80
NOV. 25	LONGWOOD #	W, 70-50
NOV. 28	NORTHWEST #	W, 107-72
DEC. 1	EASTERN WASHINGTON	W, 88-68
DEC. 6	OMAHA -	W, 90-71
Dec. 9	at Washington	L, 62-70
Dec. 17	at Portland	W, 67-56
DEC. 20	PRAIRIE VIEW A&M	W, 102-64
Dec. 29	at Cal	W, 82-73
Jan. 3	at CSU Bakersfield *	L, 71-83
Jan. 5	at Grand Canyon *	L, 57-71
Jan. 12	at Utah Valley *	L, 78-88
JAN. 17	NEW MEXICO STATE *	7:00 PM
JAN. 19	UTRGV *	7:00 PM
Jan. 24	at Chicago State *	5:00 PM
Jan. 26	at Kansas City *	4:00 PM
FEB. 2	CALIFORNIA BAPTIST *	7:00 PM
FEB. 9	UTAH VALLEY *	1:00 PM
Feb. 14	at UTRGV *	5:00 PM
Feb. 16	at New Mexico State *	6:00 PM
FEB. 21	KANSAS CITY *	7:00 PM
FEB. 23	CHICAGO STATE *	1:00 PM
Feb. 28	at California Baptist *	7:00 PM
MAR. 7	CSU BAKERSFIELD *	7:00 PM
MAR. 9	GRAND CANYON *	1:00 PM

Mar. 14-16 at WAC Championship (Las Vegas, NV)

HOME GAMES played at the Redhawk Center unless noted

! Game played at accesso ShoWare Center (Kent, Wash.)

Elgin Baylor Classic | - Summit League/WAC Challenge

* WAC game | All times listed are Pacific

All dates and times subject to change

206-398-GOSU (4678) | GoSeattleU.com/tix

All games broadcast on KTTH 770 AM



SEATTLE U (12-6, 0-3 WAC)



NEW MEXICO STATE (13-4, 2-1 WAC)

GAMEDAY ROUND-UP

Seattle University Redhawks (12-6, 0-3 WAC) at New Mexico State (13-4, 2-1 WAC)

Thursday, Jan. 17, 2019 • 7:00 PM PT • Redhawk Center • Seattle, Wash.

LISTEN: KTTH 770 AM, mynorthwest.com (Gary Hill, Jr.)

WATCH: ESPN+ watchespn.com (Mychal Clanton, Sed Bonner)

ON TAP

Following nearly a month away from the Redhawk Center, Seattle University men's basketball returns for its Western Athletic Conference home opener against reigning champion New Mexico State. Tip off is scheduled for 7 p.m. on Thursday, Jan. 17. The Redhawks enter the game with a 12-6 overall record and 0-3 WAC record after a grueling three-game road stretch to start league play. The Aggies sit at 13-4 on the year and 2-1 in WAC play. The game will stream live on ESPN+ at watchespn.com. Fans can also tune in to KTTH 770 AM in Seattle or at mynorthwest.com.

ABOUT THE SERIES VS NEW MEXICO STATE

This will be the 18th meeting all-time between Seattle U and New Mexico State. The Aggies hold a 14-3 advantage over the Redhawks in the all-time series. The teams split the regular-season home-and-home series in 2017-18, each winning on their home court. The Aggies won 75-62 on Jan. 18, 2018 at the Pan American Center as the Redhawks could not overcome a 15-point half-time deficit. In the season's rematch at KeyArena on Feb. 17 for Senior Day, Jordan Hill poured in 24 points and Josh Hearlihy added 19 as Seattle U snapped a seven-game skid against the Aggies with a 73-63 OT victory. New Mexico State won the last meeting between the two sides, an 84-79 final in the 2018 WAC Tournament semifinals.

PROJECTED STARTING LINEUP

POS.	NO.	NAME	YR	HT	PPG	NOTABLE
F	1	Myles Carter	RJr.	6-9	14.6	Leads the WAC with 7 double-doubles
G	13	Morgan Means	Jr.	6-3	15.7	Leads team in scoring, leads the WAC in minutes played
G	23	Terrell Brown	RSo.	6-1	11.6	5.1 assists per game ranks second in the WAC
G	24	Delante Jones	RJr.	6-5	12.8	Averaging team-high 16.3 ppg in WAC play
G/F	35	Riley Grigsby	Fr.	6-6	3.4	Career-high 11 pts, with 4 reb, 3 blks vs. Omaha

RESERVES

G	2	Ian Burke	Fr.	6-5	1.0	Season-high 4 pts in 5 mins at CSUB
G	5	Matej Kavas	RJr.	6-8	14.1	Currently sidelined due to a leg injury
G	10	Aaron Nettles	So.	5-11	4.0	Matched season-high with 21 mins played at CSUB
G	11	Rip Economou	Fr.	6-8	1.9	9 pts on 3 threes vs PVAMU
G	12	Mattia Da Campo	Jr.	6-5	1.0	6 pts on 6-6 FTs, career-high 9 reb at Utah Valley
F	14	Matt Vail	Fr.	6-5	0.0	Has appeared in 7 games off the bench
G	15	Trey Hopkins	Fr.	6-4	2.1	Made first career start at CSUB
F	25	Anand Hundal	Jr.	6-10	1.9	Shooting 60% FGs (9-15)
F	41	Joe Wall	Fr.	6-7	0.8	Has appeared in 6 games off the bench

**UNIVERSITY INFORMATION**

Location: Seattle, Wash.
 Founded: 1891
 Chartered: 1898
 Enrollment: 4,780 (undergrad)
 Nickname: Redhawks
 Colors: Red and White
 Affiliation: NCAA Division I
 Conference: Western Athletic Conference
 Home Facility (capacity): Redhawk Center (999)
 President: Fr. Stephen Sundborg, S.J.
 Director of Athletics: Shaney Fink
 Athletic Ticket Office: 206-398-GOSU (4678)

MEN'S BASKETBALL COACHING STAFF

Head Coach: Jim Hayford (Second season)
 Alma Mater: (Azusa Pacific '89)
 Record at Seattle: 32-19 (One+ season)
 Career Record: 392-194 (19+ seasons)
 Associate Head Coach: Chris Victor (Second season)
 Alma Mater: Concordia '04
 Assistant Coach: Nick Robinson (Second season)
 Alma Mater: Stanford '04
 Assistant Coach: Sam Kirby (First season)
 Alma Mater: Seattle U '08
 Director of Operations: Mike Odland (First season)
 Alma Mater: Whitworth '10
 Director of Player Dev.: Patrick Mulligan (Second season)
 Alma Mater: Gonzaga

TEAM FACTS

2017-18 Record: 20-14
 2017-18 WAC Record/Finish: 8-6/4th
 Letterwinners Returning/Lost: 4/8
 Starters Returning/Lost: 1/4
 Redshirts: 3
 Newcomers: 9
 2017-18 Postseason Result: CBI First Round

ATHLETIC COMMUNICATIONS

Director of Communications/MBB Contact: Sarah Finney
 O: (206) 296-5915 | C: (206) 445-2237
 Email: finneysa@seattleu.edu
 Asst. Director of Communications: Brian Vail
 O: (206) 296-2490
 Email: vailbr@seattleu.edu
 Athletic Website: www.GoSeattleU.com
 Radio (Talent): KTTH 770 AM (Gary Hill, Jr.)
 Mailing Address:
 Seattle University, 901 12th Ave.,
 PO Box 222000, Seattle, WA 98122

HOME COURT ADVANTAGE

Seattle U has compiled a 229-145 (.612) record in North Court, including a 15-game winning streak that began Nov. 5, 2008 with a perfect 10-0 mark during the 2008-09 season. In 2017-18, the Redhawks went 9-1 at the Redhawk Center and so far in 2018-19, the Redhawks are 8-1.

LAST TIME OUT

It was a tale of two halves as the Redhawks could not take down the nation's third longest win streak in an 88-78 defeat to Utah Valley University on Jan. 12. The Wolverines have now won 21 straight on their home court. The Redhawks drop to 12-6 on the year at 0-3 in the WAC in a brutal stretch of three on the road to open league play. Little went wrong for the Redhawks in the first frame as they won the tip and Morgan Means opened the game with a three. Seattle U would quickly build a 13-2 advantage less than four minutes into play. Hot shooting and stifling defense would help stretch the lead to as many as 20, 34-14, as Means scored six straight points. The junior guard would close out the half with 20 points on 7-12 shooting, including three triples. Delante Jones chipped in 16 first-half points as the Redhawks finished shooting 50 percent from the field (16-32), 54 percent from three (7-13) and 92 percent from the free-throw line (11-12). A Means triple just inside four minute to play in the first gave Seattle U a 44-28 cushion. TJ Washington would go on to score six straight points for the Wolverines and a Richard Harward jumper cut it to single digits with 1:33 to go. A Means jumper, two Myles Carter free throws and a circus shot by Jones gave the Redhawks a 50-37 lead headed into the break. But in a reversal of roles to open the second, UVU scored nine straight points and the Redhawks struggled to find the offensive flow of the first frame. Seattle U was able to hold into its lead until inside seven minutes to go when a Jake Toolson jumper in the paint gave the home team its first lead of the night. That would mark the only lead change of the game as the Redhawks managed just one field goal in the

2018-19 NUMERICAL ROSTER

NO.	NAME	POS	HT	WT	YR/EXP	HOMETOWN/PREVIOUS SCHOOL
1	Myles Carter	F	6-9	230	RJr./TR	Chicago, Ill./St. Rita's of Cascia HS/Seton Hall
2	Ian Burke	G	6-5	180	Fr./HS	Phoenix, Ariz./Brophy Prep
5	Matej Kavas	G	6-8	200	RJr./2V	Ljubljana, Slovenia/Gimnazija Beograd HS
10	Aaron Nettles	G	5-11	175	So./IV	Seattle, Wash./Seattle Prep
11	Rip Economou	G	6-8	180	Fr./HS	Santa Monica, Calif./Santa Monica HS
12	Mattia Da Campo	G	6-5	210	Jr./2V	Venice, Italy/Stella Azura Academy
13	Morgan Means	G	6-3	175	Jr./2V	Compton, Calif./Redondo Union HS
14	Matt Vail	F	6-5	190	Fr./HS	Stanwood, Wash./Stanwood HS
15	Trey Hopkins	G	6-4	163	Fr./HS	Midwest City, Okla./Carl Albert HS
23	Terrell Brown	G	6-1	175	RSo./TR	Seattle, Wash./Garfield HS/Shoreline CC
24	Delante Jones	G	6-5	195	RJr./TR	Chantilly, Va./Virginia Episcopal/American
25	Anand Hundal	F	6-10	230	Jr./TR	Manteca, Calif./Manteca HS/Las Positas College
35	Riley Grigsby	G/F	6-6	220	Fr./HS	San Jose, Calif./Archbishop Mitty HS
41	Joe Wall	F	6-7	215	Fr./HS	Portland, Ore./Jesuit HS

COACHING STAFF

Head Coach: Jim Hayford (Azusa Pacific '89) – Second season
 Associate Head Coach: Chris Victor (Concordia Irvine '04) – Second season
 Assistant Coach: Nick Robinson (Stanford '04) – Second season
 Assistant Coach: Sam Kirby (Seattle U '08) – First season
 Director of Operations: Mike Odland (Whitworth '10) – First season
 Director of Player Development: Patrick Mulligan (Gonzaga) – Second season

PRONUNCIATION GUIDE

#5 Matej Kavas: MAH-tey KAH-vahs
 #10 Rip Economou: Ee-con-oh-moe
 #12 Mattia Da Campo: Mat-EE-AH DAH-Camp-oh
 #23 Terrell Brown: Teh-REHL
 #25 Anand Hundal: Ah-nand Hun-dahl



INSIDE THE NUMBERS

2018-19 Record	12-6	Allowing less than 60	3-0
Non-Conference	12-3	Allowing between 60-69	5-0
WAC	0-3	Allowing between 70-79	3-3
Home	10-1	Allowing between 80-89	1-2
Away	2-5	Allowing 90 or more	0-1
Neutral	0-0		
In overtime	0-0	Shooting below 30%	0-0
		Shooting between 30-39.9%	1-4
Current Streak	L3	Shooting between 40-44.9%	1-2
Last win	12/29/18 at Cal (82-73)	Shooting between 45-49.9%	3-0
Last loss	1/12/19 at Utah Valley (78-88)	Shooting between 50-54.9%	5-0
Current Home Streak	W7	Shooting 55% or above	2-0
Last win	12/20/18 vs. PVAMU (102-64)		
Last loss	1/12/19 at Utah Valley (78-88)	Opponent shooting below 30%	2-0
Current Road Streak	L3	Opponent shooting between 30-39.9%	7-0
Last win	12/29/18 at Cal (82-73)	Opponent shooting between 40-44.9%	3-1
Last loss	1/5/19 at Grand Canyon (57-71)	Opponent shooting between 45-49.9%	0-2
Current Neutral Streak	L1	Opponent shooting between 50-54.9%	0-3
Last win	3/8/18 vs. UTRGV (77-60)	Opponent shooting 55% or above	0-0
Last loss	3/9/18 vs. NM State (79-84)		
		More or same rebounds than opponent	12-1
Records When...		Fewer rebounds than opponent	0-5
November	7-2		
December	5-1	Game decided by 1-5 Points	1-1
January	0-3	Game decided by 6-10 Points	2-2
February	0-0	Game decided by 11-15 Points	1-2
March	0-0	Game decided by 16-20 Points	4-0
		Game decided by 21+ Points	4-1
Monday	1-0		
Tuesday	0-1	SU has 0 players in double figures	0-0
Wednesday	1-0	SU has 1 players in double figures	0-0
Thursday	3-1	SU has 2 players in double figures	1-0
Friday	1-0	SU has 3 players in double figures	4-3
Saturday	3-2	SU has 4 players in double figures	6-3
Sunday	3-2	SU has 5+ players in double figures	1-0
Leading at halftime	12-1	Wearing Black Jerseys	3-2
Trailing at halftime	0-5	Wearing Grey Jerseys	1-0
Tied at halftime	0-0	Wearing Red Jerseys	0-3
		Wearing White Jerseys	8-1
Scoring less than 60	0-1		
Scoring between 60-69	1-1		
Scoring between 70-79	2-4		
Scoring between 80-89	5-0		
Scoring 90 or more	4-0		

final 10 minutes of play. Seattle U finished the half just 7-27 from the field and 1-6 from three. They added a 13-18 performance from the charity stripe to finish 24-30 for the game. Means and Jones were held scoreless in the second half, finish gin with 20 points and 16 points, respectively. Carter added a 16-point, 10-rebound double-double, his seventh of the season. Brown also chipped in 16 points. Mattia Da Campo came off the bench to add six points and nine rebounds, including six on the offensive end.

EYING 400

Seattle U Head Coach Jim Hayford entered the 2018-19 season with 380 career victories over the course of his 19-year career. His 20th season as a head coach is off to a strong start as the Redhawks sit at 12-6 through 18 games, bringing his career wins total to 392. Hayford now needs just eight more wins to hit the 400 mark for his career, as well as notch his second consecutive 20-win season at Seattle U. Hayford has 12 20+ win seasons during his career.

TOP THREE FROM THREE

Matej Kavaz drained a trio of three pointers at Grand Canyon on Jan. 5, giving him 39 for the season and 172 for his career. The career mark ranks him third in Seattle U's all-time record book as he now trails only Isaiah Umipig (2013-15, 229 3s) and Aaron Waite (1988-92, 239 3s). Averaging 2.4 threes per game this season, Kavaz currently ranks fourth in the WAC. His 45.9 percent average from deep ranks third.

TRIPLE THREAT

Junior guard Terrell Brown has flirted with a triple-double twice this season. On Nov. 23 versus Denver, the Seattle native finished with eight points, 11 rebounds and 10 assists. On Nov. 28, he collected 26 points, 14 rebounds and six assists. He averages 11.6 points per game, leads the team with 5.1 assists per game, which also ranks third in the WAC, and, at just 6-1, is second on the team with 6.8 rebounds per game. He also has five double-doubles on the season, four consisting of points and rebounds and one consisting of rebounds and assists.

GET THAT OUT!

Myles Carter has 42 blocks through 18 games, the 11th most among all DI players in games played through Jan. 14. The redshirt junior also ranks 24th nationally at 2.3 blocks per game. He remains on pace to challenge the Seattle U program record for single-season blocks (79), set just last year by Aaron



Menzies.

REDHAWK RUNDOWN

- Seattle U ranks first in the WAC in FG percentage defense (40.5), 3-pt FG percentage (40.0) and blocks per game (3.9), and second in scoring margin (+9.2), scoring (79.9 ppg) and FG percentage (46.2).
- With five players averaging double-figures, all five rank in the WAC's top-20 for scoring. Morgan Means ranks third (15.7 ppg), Myles Carter is sixth (14.6 ppg), Matej Kavaz is seventh (14.1 ppg) and Delante Jones is 12th (12.8 ppg) and Terrell Brown is 17th (11.6 ppg).
- Brown also ranks third in assists (5.1 per game), fifth in rebounds (6.8 per game) and first in assist/turnover ratio (2.7).
- Carter ranks first in rebounds (8.3), fifth in FG% (55.2%) and first in blocks (2.3).
- Means ranks first in minutes played (34.9 per game), second in free-throw percentage (87.2, 75-86) and sixth in 3-pt FGs (2.1 per game).
- Kavaz is fourth in 3-pt FG percentage (45.9), fourth in 3-pt FGs (2.4 per game) and seventh in rebounds (6.3 per game).
- Morgan Means went 16-16 from the free-throw line on Dec. 29 at Cal, matching the Seattle U single-game record held by Carl Ervin in a Dec. 15, 1979 game versus Washington. The junior guard went on to stretching his made free throws streak to 27 straight before missing his first attempt at GCU on Jan. 5 to halt the streak.
- Seattle U went 2-2 in four games against the Pac-12 this season. The Redhawks earned a big 78-69 win over Washington State on Nov. 14 and also topped Cal, 82-73. They dropped a 96-74 decision at Stanford on Nov. 6 and a 70-62 final at Washington on Dec. 9.
- The 78-69 win over WSU on Nov. 14 marked the first win against a Pac-12 member since Mar. 23, 2015 when the Redhawks defeated Colorado, 72-65, at the Redhawk Center in the second round of the CBI.
- Freshman Riley Grigsby turned in his best performance of the season on Dec. 6 against Omaha. The 6-6 forward went 5-6 from the field and 1-2 from the free-throw line for a career-high 11 points. He also added four rebounds and three assists in a season-high 24 minutes.
- Myles Carter and Terrell Brown each collected double-doubles at Portland on Dec. 17, marking the third time this season that multiple players had double-doubles in the same game. Carter and Matej

Kavaz achieved the feat together against Longwood (Nov. 25), while Carter and Brown combined to each tally a double-double against Northwest (Nov. 28).

• Seattle U had a six-game win streak snapped at Washington on Dec. 9. The six-game streak was the first of such a length since a stretch of five wins from Jan. 23, 2016-Feb. 6, 2016.

• Morgan Means swiped five steals on Dec. 1 against Eastern Washington, marking the first time a Redhawk had achieved the feat since Brendan Westendorf had five steals against UTRGV on Mar. 10, 2016.

• Freshman Trey Hopkins scored a season-high 12 points on Nov. 28 versus Northwest. The Midwest City, Okla., native went a perfect 5-5 from the field, including 2-2 from three, in just 15 minutes of action.

• Myles Carter was named WAC Player of the Week for the week of Nov. 5-11. The Chicago native averaged 18.0 points on 62.9 percent shooting, 8.7 rebounds and 2.3 blocks over three games as Seattle U opened the season 2-1.

• Southern Utah represented the second opponent this season that assistant coach Nick Robinson has ties to. The Stanford grad served as the head coach of the Thunderbirds from 2012-16.

HISTORIC START

Seattle U went 12-3 through the first 15 games of the season, marking the best start to a season in more than 50 years. The last time Seattle U had a better start than 12-3 was 1963-64. They went 13-2 through 15 games before picking up their third loss.

DEJA VU 10TH WIN

The Redhawks improved to 10-3 to start the season for the first time in exactly 50 years with a 67-56 win at University of Portland on Dec. 17 at the Chiles Center in Portland. The Redhawks achieved the feat in déjà vu fashion to their 1968-69 counterparts, as the former Seattle U squad also beat Portland (6-7) for their 10th win of the season. That Seattle U team would improve to 10-3 in their 13th game of the season – a 79-54 win at Portland.

BACK-TO-BACK ROAD WINS

The Redhawks tallied back-to-back wins on the road following a 67-56 victory at Portland on Dec. 17 and an 82-73 victory at California on Dec. 29. This marks the first time Seattle U has won two consecutive road games since the 2015-16 season. That year, the Redhawks earned all three of their road victories in succession, winning at Chicago State (Jan. 9), at Utah Valley (Jan. 28) and at Grand Canyon (Jan.

30). Seattle U's best road record in its modern-day DI era is 6-10, set during the 2009-10 season. They also earned five road win in 2013-14. The Redhawks are currently 2-3 on the road in 2018-19 with eighth remaining road contests to play.

CARTER EARNS SECOND WAC PLAYER OF THE WEEK HONOR

Junior forward Myles Carter was named WAC Player of the Week for the week of Dec. 24-30. This is his second such honor of the season and of his career. The Chicago native poured in a career-high 26 points to go along with 13 rebounds to lead Seattle U to an 82-73 win at California. Carter, who played all 40 minutes, shot 61 percent from the field as the Redhawks built a 21-4 lead early and withstood a late push by the Golden Bears to earn their second win over a Pac-12 school this season. Carter's double-double was his sixth of the season as he collected his fifth 20+-point game. His 13 rebounds were one shy of his career high.

PRESEASON HONORS

Redshirt junior Matej Kavaz, a Ljubljana, Slovenia native, who has been named a preseason All-WAC First Team selection by both the league's nine head coaches and the WAC media. The 6-8 guard was the Redhawks' leading scorer in 2017-18, averaging 15.2 points per game. He also averaged 5.1 rebounds and 1.2 assists, led the team in scoring 11 times and scored 20 points or more nine times. Kavaz led the WAC with 91 three-pointers and finished the year ranked eighth in the nation, hitting 46.4 percent from beyond the arc. Kavaz was named the WAC Freshman of the Year in 2016-17.

GET YOUR 2018-19 TICKETS!

Single-game tickets for the Redhawks' remaining home slate are also still available. For more information and to reserve your seats today, contact the SU Athletics Ticket office at 206-398-4678 or visit goseattleu.com/tix.

HOME HEAVY 2018-19 SLATE

The Redhawks play a 19-game home schedule in 2018-19, and host 22 total contests as the schedule includes a three-team, six-game tournament. The Redhawk Center, located on the Seattle U campus, will serve as the primary venue for the 2018-19 season due to the renovation and shutdown of KeyArena, scheduled to take place in 2019 and 2020. Seattle U is excited to partner with the Oak View Group and



return to the newly-renovated \$700 million Seattle Center Arena in 2020-21.

"Bringing games back on campus in recent years has reinvigorated the campus community," said Head Coach Jim Hayford. "An engaged campus and excited student body creates a rowdy home-court atmosphere. We are also look forward to returning to a world-class arena in the heart of Seattle as soon as it's completed."

This season, Seattle U will also take advantage of the unique opportunity to engage the greater South Sound community during Veteran's Day weekend and Nov. 14 with two key dates at the accesso ShoWare Center in Kent, Wash.

WAC PRESEASON POLLS

In a vote of the Western Athletic Conference men's basketball head coaches, the Redhawks were picked to finish third during the 2018-19 season. The Redhawks earned 45 points and edged out fourth-place pick, Utah Valley, who earned 43 points in the coaches voting. Reigning WAC champion New Mexico State is the 2018-19 preseason favorite, earning 63 points and seven first-place votes. Grand Canyon followed with 58 points and two first-place votes.

In the simultaneously released WAC media poll, Seattle U was selected to finish fourth (150 points) behind preseason media favorite New Mexico State (214 points), Grand Canyon (180 points) and Utah Valley (162 points).

YEAR ONE UNDER HEAD COACH JIM HAYFORD

The 2017-18 Redhawks finished 20-14 overall, 16-3 on their home court and 8-6 in Western Athletic Conference play. The win total marked a program high since returning to Division I in 2008-09, and marked the first 20-win DI season since 1963-64 when Seattle U finished 22-6. The 16 home victories was also a modern-day DI record, while the eight WAC wins was the most since joining the league in 2012-13. The fourth-place finish ties the best finish during the Redhawks six years competing in the WAC.

The season culminated in the program's third national postseason tournament appearance in the past four seasons — a berth in the Collegiate Basketball Invitational (CBI).

Hayford's up-tempo style of play saw the Redhawks set numerous modern-day DI program records

@seattleumbb • #TogetherWeSoar

including total points (2,589), field goals (881), field goal percentage (44.6), three-point field goals (312), free-throw percentage (73.8), rebounds (1,298) and blocks (123). The team would finish ranked in the top three in the WAC in scoring (2nd, 76.1 ppg), free-throw percentage (3rd, 73.8), field goal percentage (3rd, 44.6), field goal percentage defense (3rd, 40.7), three-point field goal percentage (2nd, 37.0), rebounding offense (3rd, 8.2 rpg), blocks (3rd, 123), three pointers (1st, 312).

Three Redhawks earned postseason honors from the WAC, including Aaron Menzies (Second Team All-WAC, All-Defensive Team), Matej Kavas (Second Team All-WAC) and Jordan Hill (All-Newcomer Team).

Menzies would set an all-time program record with 79 blocks and a modern-day DI record with 302 rebounds.

HAYFORD EARNS CONTRACT EXTENSION

Head Coach Jim Hayford received a contract extension through 2023, Director of Athletics Shaney Fink announced Sept. 12, 2018.

"Coach Hayford has proven to be the right leader for our program as he propelled the team forward in his first year, leading us to the most successful season in recent history," said Fink. "We are excited to announce the extension of his contract and look forward to the continued development of the program under his guidance."

In his first season at the helm of the program, Hayford revitalized the Redhawks on the court, in the classroom and in the community.

The 2017-18 Redhawks finished 20-14 overall, 16-3 on their home court and 8-6 in Western Athletic Conference play. The win total marked a program high since returning to Division I in 2008-09, and marked the first 20-win DI season since 1963-64 when Seattle U finished 22-6. The 16 home victories was also a modern-day DI record, while the eight WAC wins was the most since joining the league in 2012-13.

"I believe in the vision that the Seattle University leadership has for our men's basketball program," Hayford said. "And I am grateful for their belief in the leadership of my staff and I as we continue to pursue the lofty goals we share for Seattle U basketball."

The Redhawks achieved a team cumulative GPA of 3.012 for the 2017-18 academic year, earning them a Team Academic Excellence Award by the National Association of Basketball Coaches (NABC). Five players concluded the year with a 3.2 cumulative GPA or higher while four Redhawks — Mattia Da Campo, Morgan Means, Matej Kavas and Jake Spurgeon — were also named to the 2017-18 Winter All-Western Athletic Conference Academic Team.

The squad also spent ample time engaging in the local community, including multiple volunteer activities at Bailey Gatzert Elementary School.

ALUM RETURNS TO COACHING STAFF

Sam Kirby has returned to his alma mater, joining the Redhawks' coaching staff as an assistant coach. Kirby was a member of the Seattle U squad for the 2005-06 and 2006-07 seasons, the latter year resulting in a 20-9 overall record, a Great Northwest Athletic Conference title and the program's first NCAA Division II Tournament berth in 38 years.

"Having an alum of Seattle U on our staff is a tremendous asset and we're happy to welcome Sam back to campus," said Hayford. "Sam is recognized as one of the up-and-coming assistant coaches on the West Coast and we're excited that he chose to return to Seattle U."

Kirby returns to the Redhawk program following seven seasons of serving as an assistant coach at Cal Poly under Joe Callero, who also served as the head coach at Seattle U from 2001-09. Kirby was involved in floor coaching, game planning and scouting, while also serving as the program's recruiting coordinator during his final three years.

A Sacramento native, Kirby served as a student assistant coach at Seattle U during the 2007-08 campaign while completing a bachelor's degree in liberal studies with a minor in psychology.



Jim Hayford was named Seattle University's men's basketball head coach on Wednesday, Mar. 28, 2017. In his first season at Seattle U, he led the Redhawks to their most successful season in the school's modern-day Division I era.

Inheriting a program that went 13-17 in 2016-17, Hayford led the 2017-18 Redhawks to finish 20-14 overall, 16-3 on their home court and 8-6 in Western Athletic Conference play. The win total marked a program high since returning to Division I in 2008-09, and marked the first 20-win DI season since 1963-64 when Seattle U finished 22-6. The 16 home victories was also a modern-day DI record, while the eight WAC wins was the most since joining the league in 2012-13. The fourth-place finish ties the best finish during the Redhawks six years com-

peting in the WAC. The season culminated in Hayford's 10th national postseason appearance as a head coach as the Redhawks earned a berth in the Collegiate Basketball Invitational (CBI).

Hayford's up-tempo style of play saw the Redhawks set numerous modern-day DI program records including total points (2,589), field goals (881), field goal percentage (44.6), three-point field goals (312), free-throw percentage (73.8), rebounds (1,298) and blocks (123). Three Redhawks earned postseason honors from the WAC, including junior center Aaron Menzies (Second Team All-WAC, All-Defensive Team), sophomore guard Matej Kavaz (Second Team All-WAC) and graduate guard Jordan Hill (All-Newcomer Team). Menzies would set an all-time program record with 79 blocks and a modern-day DI record with 302 rebounds.

Hayford has 19 total seasons as a head coach, amassing an overall record of 380-189 (.668). Prior to Seattle U, he had stints at EWU, Whitworth (NCAA DIII) and Sioux Falls (NAIA). He has coached in 10 national postseason tournaments, including six (2003, 2007, 2008, 2009, 2010, 2011) at NCAA Division III Whitworth, three at EWU (2015, 2016, 2017) and one at Seattle U (2018).

In 2016-17, Hayford completed his sixth season as the head coach at EWU, leading the Eagles to a 22-12 overall record and a 13-5 mark in Big Sky Conference play. In six seasons with Hayford at the helm, the Eagles went to the NCAA Tournament (2015), the CBI Tournament (2016, 2017), earned a Big Sky regular season co-championship (2015) and won the Big Sky Tournament title (2015). Under Hayford, the Eagles had one Big Sky Conference Player of the Year (Jacob Wiles, 2017), two Big Sky Freshmen of the Year, 12 All-Big Sky selections, seven National Association of Basketball (NABC) All-District selections, two Associated Press honorable mention All-Americans and one NBA Draft pick (Tyler Harvey, 2015).

The building process at EWU hit its stride in 2014-15 when Hayford led the Eagles to a 26-9 mark, including a 14-4 Big Sky record. EWU went on to win the Big Sky Conference Tournament and earn a bid to the NCAA Tournament – the first postseason appearance for the program since 2003-04. The team featured Tyler Harvey, who was the nation's leader in scoring (23.1 ppg) and three-pointers made per game (4.0), and went on to be the program's third all-time NBA Draft pick. For his efforts, Hayford was named Big Sky Co-Coach of the Year.

Before taking over at Eastern Washington in March of 2011, Hayford spent 10 seasons building Whitworth University in Spokane, Wash., into a NCAA Division III powerhouse. In his tenure at the helm of the Pirates, Hayford had a record of 217-57 and a winning percentage of .792. He was the Northwest Conference Coach of the Year five times, and twice was honored by the NABC as the West Region Coach of the Year.

Taking over a program that went 25-24 in the two seasons prior (1999-01), Hayford coached the Pirates to eight 20-win seasons, six appearances in the NCAA Division III Tournament (including the last five seasons in a row), five Northwest Conference titles, three NCAA DIII Sweet 16 appearances (2008, 2010, 2011) and one Elite Eight appearance (2011). At the time he left Whitworth, his career winning percentage ranked among the top 10 among all active NCAA Division III coaches.

Prior to Whitworth, Hayford was head coach at the University of Sioux Falls (S.D.), where he compiled a 37-27 record in two seasons. During his inaugural season (1999-2000), he led the Cougars to their first conference playoff appearance in five years. Hayford's Cougars finished the 2000-01 season at 22-12, setting a school record for wins in a season. Prior to Hayford's arrival, USF was 9-17 in 1998-99.

Hayford served as the top assistant coach at Azusa Pacific University (Calif.) from 1990-99, including eight seasons under Bill Odell. APU won seven consecutive Golden State Athletic Conference titles during that time and advanced to the NAIA Division I Final Four in each of his final two seasons there.

Hayford earned his bachelor's degree in social science from Azusa Pacific in 1989. He earned a master's degree in education from Claremont Graduate School in 1991. Hayford and his wife, Robin, have two adult children, daughter, Jayme, and son, Joseph.

COACH HAYFORD'S YEAR-BY-YEAR RESULTS

YEAR	SCHOOL	OVERALL	PCT	CONFERENCE
1999-00	Sioux Falls	15-15	.500	
2000-01	Sioux Falls	22-12	.647	
Totals at Sioux Falls	(2 seasons)	37-27	.578	
2001-02	Whitworth	20-7	.741	12-4/2nd
2002-03 \$	Whitworth	23-4	.851	13-3/1st
2003-04	Whitworth	19-6	.760	12-4/2nd
2004-05	Whitworth	13-11	.542	9-7/4th
2005-06	Whitworth	20-7	.741	13-3/2nd
2006-07 \$	Whitworth	24-4	.857	13-3/1st
2007-08 \$	Whitworth	21-7	.750	12-4/1st
2008-09 \$	Whitworth	23-6	.793	12-4/2nd
2009-10 \$	Whitworth	26-3	.897	16-0/1st
2010-11 \$	Whitworth	28-2	.933	15-1/1st
Totals at Whitworth	(10 seasons)	217-57	.792	
2011-12	Eastern Washington	15-17	.469	8-8/4th
2012-13	Eastern Washington	10-21	.323	7-13/8th
2013-14	Eastern Washington	15-16	.484	10-10/T6th
2014-15 #	Eastern Washington	26-9	.743	14-4/T1st
2015-16 !	Eastern Washington	18-16	.529	10-8/T5th
2016-17 !	Eastern Washington	22-12	.647	13-5/2nd
Totals at EWU	(6 seasons)	106-91	.538	
2017-18 !	Seattle University	20-14	.588	8-6/4th
Totals at SU	(1 season)	20-14	.588	
Total as Head Coach	(19 seasons)	380-189	.668	

\$ - NCAA Division III participant

- NCAA DI Tournament participant, Big Sky Conference Tournament Champions & regular-season co-champions

! - College Basketball Invitational (CBI) Tournament participant



THE LAST TIME SEATTLE UNIVERSITY...

Won at home.....	12/20/18 vs. Prairie View A&M, 102-64
Lost at home.....	11/18/18 vs. Southern Utah, 70-73
Won on the road.....	12/29/18 at California, 82-73
Lost on the road.....	1/12/19 at Utah Valley, 78-88
Won at a neutral site.....	3/8/18 vs. UTRGV (77-60 (Las Vegas)
Lost at a neutral site.....	3/9/18 vs. New Mexico State, 79-84 (Las Vegas)
Won five+ consecutive games.....	six in 2018 (11/23/18-12/6/18)
Won 10+ consecutive games.....	10 in 2008-09 (1/13/09 - 2/27/09)
Won 20+ consecutive games.....	26 in 1953-54
Lost five+ consecutive games.....	6 in 2012-13 (2/2/13 - 2/28/13)
Scored less than 50 points.....	3/3/18 at Utah Valley, 47-73
Scored 80-89 points.....	12/29/18 at California, 82-73
Scored 90-99 points.....	12/6/18 vs. Omaha, 90-71
Scored 100+ points.....	12/20/18 vs. Prairie View A&M, 102-64
Won an overtime game.....	2/17/18 vs. New Mexico State, 73-68
Lost an overtime game.....	3/3/18 vs. Central Arkansas, 92-90 (ot)
Defeated a nationally-ranked team.....	1/12/74 vs. #16 UNLV, 82-64
Lost to a nationally-ranked team.....	12/21/11 vs. #24 Virginia, 83-77
Hosted a nationally-ranked team.....	12/21/11 vs. #24 Virginia (L, 77-83)
Shot under 30% FG.....	11/16/16 at Notre Dame, 29.1% (16-55)
Shot 30-39.9% FG.....	1/12/19 at Utah Valley, 39.0% (23-59)
Shot 40-49.9% FG.....	12/29/18 at California, 45.5% (25-55)
Shot 50-59.9% FG.....	12/20/18 vs. Prairie View A&M, 58.1% (36-62)
Shot 60+% FG.....	2/15/18 vs. UTRGV, 60.8% (31-52)
Had 50+ rebounds.....	11/12/17 vs. Puget Sound, 61
Made 10+ 3-Pointers.....	12/20/18 vs. Prairie View A&M, 13

THE LAST TIME A SEATTLE U PLAYER...

Scored 25-29 points.....	12/6/18, Matej Kavas vs. Omaha, 26
.....	12/6/18, Delante Jones vs. Omaha, 26
Scored 30-39 points.....	12/4/17, Aaron Menzies vs. Pacific Lutheran, 32
Scored 40-59 points.....	11/28/09, Charles Garcia vs. Wofford, 41
Scored 60+ points.....	1/30/58, Elgin Baylor vs. Portland, 60
Made 10+ field goals.....	12/29/18, Myles Carter at California, 11
Made 5+ 3-pointers.....	12/6/18, Matej Kavas vs. Omaha, 6
Had 10-15 rebounds.....	1/12/19, Myles Carter at Utah Valley, 10
Had 16-19 rebounds.....	1/6/18, Aaron Menzies vs. Chicago State, 19
Had 20+ rebounds.....	2/15/97, Roger Hammond at Northwest College, 24
Had a double-double.....	1/12/19, Myles Carter at Utah Valley (16p, 10r)
Led team in pts. & rbs.....	1/5/19, Matej Kavas at Grand Canyon (16p, 7r)
Shot 100% FG (min. 5).....	12/19/16, Morgan Means vs. Southern Utah (5-5)
Shot 100% FT (min. 10).....	12/29/18, Morgan Means at California (16-16)
Had 10+ assists.....	11/23/18, Terrell Brown vs. Denver, 10
Had 5+ steals.....	12/1/18, Morgan Means vs. EWU, 5
Had 5+ blocks.....	11/28/18, Myles Carter vs. Northwest, 7

STATISTICAL NOTEABLES

20-plus Points

26.....	Morgan Means vs. Denver, 11/23/18
26.....	Terrell Brown vs. Northwest, 11/28/18
26.....	Matej Kavas vs. Omaha, 12/6/18
26.....	Delante Jones vs. Omaha, 12/6/18
26.....	Myles Carter at California, 12/29/18
25.....	Myles Carter vs. Bryant, 11/11/18
24.....	Morgan Means at California, 12/29/18
23.....	Myles Carter vs. Puget Sound, 11/8/18
23.....	Morgan Means vs. Northwest, 11/28/18
23.....	Myles Carter vs. EWU, 12/1/18
22.....	Matej Kavas vs. Longwood, 11/25/18
22.....	Myles Carter vs. Prairie View A&M, 12/20/18
22.....	Morgan Means vs. Prairie View A&M, 12/20/18
21.....	Morgan Means vs. Bryant, 11/11/18
21.....	Terrell Brown vs. Washington State, 11/14/18
21.....	Morgan Means at Washington, 12/9/18
20.....	Matej Kavas vs. Fairfield, 11/24/18
20.....	Morgan Means at Utah Valley, 1/12/19

5-plus Assists

10.....	Terrell Brown vs. Denver, 11/23/18
9.....	Terrell Brown vs. Southern Utah, 11/18/18
9.....	Terrell Brown vs. EWU, 12/1/18
9.....	Terrell Brown at Washington, 12/9/18
7.....	Mogan Means vs. Puget Sound, 11/8/18
7.....	Morgan Means vs. EWU, 12/1/18
6.....	Terrell Brown vs. Northwest, 11/28/18
5.....	Terrell Brown vs. Fairfield, 11/24/18
5.....	Terrell Brown vs. Longwood, 11/25/18
5.....	Morgan Means vs. Northwest, 11/28/18
5.....	Morgan Means vs. Omaha, 12/6/18
5.....	Terrell Brown vs. Omaha, 12/6/18
5.....	Terrell Brown vs. Prairie View A&M, 12/20/18
5.....	Terrell Brown at CSU Bakersfield, 1/3/19

5-plus Steals

5.....	Morgan Means vs. EWU, 12/1/18
--------	-------------------------------

5-plus Blocks


7.....	Myles Carter vs. Northwest, 11/28/18
--------	--------------------------------------

DOUBLE-DOUBLES


Myles Carter (23p, 12r).....	vs. Puget Sound, 11/8/18
Myles Carter (25p, 11r).....	vs. Bryant, 11/11/18
Terrell Brown (11p, 10a).....	vs. Denver, 11/23/18
Myles Carter (14p, 12r).....	vs. Longwood, 11/25/18
Matej Kavas (22p, 13r).....	vs. Longwood, 11/25/18
Terrell Brown (26p, 14r).....	vs. Northwest, 11/28/18
Myles Carter (12p, 14r).....	vs. Northwest, 11/28/18
Terrell Brown (12p, 11r).....	vs. Omaha, 12/6/18
Myles Carter (11p, 12r).....	at Portland, 12/17/18
Terrell Brown (17p, 11r).....	at Portland, 12/17/18
Myles Carter (26p, 13r).....	at California, 12/29/18
Terrell Brown (18p, 10r).....	at CSU Bakersfield, 1/3/19
Myles Carter (16p, 10r).....	at Utah Valley, 1/12/19



MYLES CARTER
6-9 • 230 • F • R-JR



IAN BURKE
6-5 • 180 • G • FR



MATEJ KAVAS
6-8 • 200 • G • R-JR



AARON NETTLES
5-11 • 175 • G • SO




RIP ECONOMOU
6-8 • 180 • G • FR



MATTIA DA CAMPO
6-5 • 210 • G • JR



MORGAN MEANS
6-3 • 175 • G • JR



MATT VAIL
6-5 • 190 • F • FR



TREY HOPKINS
6-4 • 163 • G • FR



TERRELL BROWN
6-1 • 175 • G • R-SO



DELANTE JONES
6-5 • 195 • G • R-JR



ANAND HUNDAL
6-10 • 230 • F • JR




RILEY GRIGSBY
6-6 • 220 • G/F • FR




JOE WALL
6-7 • 215 • F • FR



JIM HAYFORD
HEAD COACH



CHRIS VICTOR
ASSOCIATE HEAD COACH



NICK ROBINSON
ASSISTANT COACH



SAM KIRBY
ASSISTANT COACH



MIKE ODLAND
DIRECTOR OF OPS



PATRICK MULLIGAN
DIRECTOR OF PLAYER DEV



Seattle University Basketball
Seattle U Combined Team Statistics (as of Jan 12, 2019)
All games

RECORD:	OVERALL	HOME	AWAY	NEUTRAL
ALL GAMES	12-6	10-1	2-5	0-0
CONFERENCE	0-3	0-0	0-3	0-0
NON-CONFERENCE	12-3	10-1	2-2	0-0

#	Player	gp-gs	min	avg	Total		3-Point		F-Throw		Rebounds								a	to	blk	stl	pts	avg
					fg-fga	fg%	3fg-fga	3fg%	ft-fa	ft%	off	def	tot	avg	pf	dq								
13	Means, Morgan	18-18	628	34.9	85-202	.421	38-91	.418	75-86	.872	14	67	81	4.5	60	4	62	44	0	27	283	15.7		
01	Carter, Myles	18-18	522	29.0	101-183	.552	1-3	.333	59-102	.578	48	102	150	8.3	69	4	12	45	42	4	262	14.6		
05	Kavas, Matej	16-15	503	31.4	75-160	.469	39-85	.459	37-46	.804	11	89	100	6.3	30	0	14	20	1	6	226	14.1		
24	Jones, Delante	17-17	516	30.4	77-180	.428	30-77	.390	33-43	.767	15	41	56	3.3	34	0	22	40	5	8	217	12.8		
23	Brown, Terrell	18-14	558	31.0	77-171	.450	3-13	.231	51-76	.671	26	96	122	6.8	49	2	92	34	4	22	208	11.6		
10	Nettles, Aaron	18-2	254	14.1	23-43	.535	18-35	.514	8-12	.667	0	12	12	0.7	30	0	8	10	0	12	72	4.0		
35	Grigsby, Riley	18-4	231	12.8	22-44	.500	0-8	.000	18-24	.750	12	29	41	2.3	46	1	6	6	14	2	62	3.4		
00	McDowell, Dashawn	3-0	34	11.3	4-10	.400	0-0	.000	0-2	.000	2	4	6	2.0	4	0	2	2	0	1	8	2.7		
15	Hopkins, Trey	15-1	101	6.7	13-30	.433	3-13	.231	3-5	.600	8	8	16	1.1	12	0	2	6	0	2	32	2.1		
25	Hundal, Anand	11-0	51	4.6	9-15	.600	3-7	.429	0-1	.000	8	9	17	1.5	11	0	0	1	3	1	21	1.9		
11	Economou, Rip	9-0	39	4.3	5-18	.278	4-15	.267	3-4	.750	4	2	6	0.7	10	0	0	1	0	0	17	1.9		
02	Burke, Ian	9-0	37	4.1	1-5	.200	1-3	.333	6-10	.600	2	5	7	0.8	3	0	1	2	0	3	9	1.0		
12	Da Campo, Mattia	16-1	103	6.4	3-10	.300	1-1	1.000	9-10	.900	11	10	21	1.3	10	1	4	6	0	3	16	1.0		
41	Wall, Joe	6-0	10	1.7	2-5	.400	1-4	.250	0-0	.000	1	0	1	0.2	1	0	0	0	0	0	5	0.8		
14	Vail, Matt	7-0	11	1.6	0-0	.000	0-0	.000	0-0	.000	0	1	1	0.1	1	0	1	0	1	0	0	0.0		
	Team										19	14	33				4							
	Total.....	18	3598		497-1076	.462	142-355	.400	302-421	.717	181	489	670	37.2	370	12	226	221	70	91	1438	79.9		
	Opponents.....	18	3599		428-1056	.405	121-358	.338	296-406	.729	173	428	601	33.4	384	-	170	228	57	99	1273	70.7		

TEAM STATISTICS	SU	OPP
SCORING	1438	1273
Points per game	79.9	70.7
Scoring margin	+9.2	-
FIELD GOALS-ATT	497-1076	428-1056
Field goal pct	.462	.405
3 POINT FG-ATT	142-355	121-358
3-point FG pct	.400	.338
3-pt FG made per game	7.9	6.7
FREE THROWS-ATT	302-421	296-406
Free throw pct	.717	.729
F-Throws made per game	16.8	16.4
REBOUNDS	670	601
Rebounds per game	37.2	33.4
Rebounding margin	+3.8	-
ASSISTS	226	170
Assists per game	12.6	9.4
TURNOVERS	221	228
Turnovers per game	12.3	12.7
Turnover margin	+0.4	-
Assist/turnover ratio	1.0	0.7
STEALS	91	99
Steals per game	5.1	5.5
BLOCKS	70	57
Blocks per game	3.9	3.2
ATTENDANCE	11317	28659
Home games-Avg/Game	11-1029	7-4094
Neutral site-Avg/Game	-	0-0

Date	Opponent	Score	Att.
11/06/18	at Stanford	L 74-96	3365
11/08/18	PUGET SOUND	w 95-67	999
11/11/18	BRYANT	w 82-59	1236
11/14/18	WASHINGTON ST.	w 78-69	1977
11/18/18	SOUTHERN UTAH	L 70-73	999
@ 11/23/18	DENVER	w 82-63	883
@ 11/24/18	FAIRFIELD	w 83-80	809
@ 11/25/18	LONGWOOD	w 70-50	753
@ 11/28/18	NORTHWEST (WA)	w 107-72	824
12/01/18	EASTERN WASH.	w 88-68	999
12/06/18	OMAHA	w 90-71	873
12/09/18	at Washington	L 62-70	6688
12/17/18	at Portland	w 67-56	1553
12/20/18	PRAIRIE VIEW	w 102-64	965
12/29/18	at California	w 82-73	4104
* 01/03/19	at CSU Bakersfield	L 71-83	2398
* 01/05/19	at Grand Canyon	L 57-71	7293
* 01/12/19	at Utah Valley	L 78-88	3258

@ - Elgin Baylor Classic (Seattle, WA)
 * = WAC game

Score by Periods	1st	2nd	Totals
Seattle U	689	749	1438
Opponents	550	723	1273



Seattle University Basketball
Seattle U Combined Team Statistics (as of Jan 12, 2019)
WAC games only

RECORD:	OVERALL	HOME	AWAY	NEUTRAL
ALL GAMES	0-3	0-0	0-3	0-0
CONFERENCE	0-3	0-0	0-3	0-0
NON-CONFERENCE	0-0	0-0	0-0	0-0

#	Player	gp-gs	min	avg	Total		3-Point		F-Throw		Rebounds				pf	dq	a	to	blk	stl	pts	avg
					fg-fga	fg%	3fg-fga	3fg%	ft-fa	ft%	off	def	tot	avg								
24	Jones, Delante	3-3	89	29.7	15-28	.536	9-15	.600	10-13	.769	2	5	7	2.3	8	0	1	11	0	3	49	16.3
23	Brown, Terrell	3-3	106	35.3	17-46	.370	2-6	.333	10-14	.714	2	16	18	6.0	7	0	12	7	0	5	46	15.3
01	Carter, Myles	3-3	106	35.3	9-31	.290	0-1	.000	16-22	.727	8	14	22	7.3	12	1	2	8	5	0	34	11.3
13	Means, Morgan	3-3	102	34.0	8-31	.258	4-14	.286	9-10	.900	2	6	8	2.7	10	1	8	9	0	4	29	9.7
05	Kavas, Matej	2-1	41	20.5	7-9	.778	3-3	1.000	1-2	.500	0	7	7	3.5	2	0	0	1	0	1	18	9.0
35	Grigsby, Riley	3-1	34	11.3	2-5	.400	0-1	.000	4-4	1.000	2	4	6	2.0	7	1	1	1	1	0	8	2.7
15	Hopkins, Trey	3-1	32	10.7	2-6	.333	1-3	.333	2-2	1.000	3	1	4	1.3	6	0	1	2	0	1	7	2.3
02	Burke, Ian	2-0	9	4.5	1-2	.500	1-1	1.000	1-2	.500	0	0	0	0.0	0	0	1	0	0	1	4	2.0
12	Da Campo, Mattia	3-0	32	10.7	0-2	.000	0-0	.000	6-6	1.000	6	4	10	3.3	5	0	1	3	0	1	6	2.0
10	Nettles, Aaron	3-0	41	13.7	1-4	.250	1-3	.333	0-0	.000	0	0	0	0.0	5	0	1	0	0	0	3	1.0
11	Economou, Rip	2-0	7	3.5	0-2	.000	0-2	.000	2-2	1.000	1	0	1	0.5	4	0	0	0	0	0	2	1.0
25	Hundal, Anand	1-0	1	1.0	0-0	.000	0-0	.000	0-0	.000	0	0	0	0.0	0	0	0	0	0	0	0	0.0
	Team										8	3	11									
	Total.....	3	600		62-166	.373	21-49	.429	61-77	.792	34	60	94	31.3	66	3	28	42	6	16	206	68.7
	Opponents.....	3	600		84-167	.503	21-54	.389	53-71	.746	32	76	108	36.0	64	-	42	40	10	23	242	80.7

TEAM STATISTICS	SU	OPP
SCORING	206	242
Points per game	68.7	80.7
Scoring margin	-12.0	-
FIELD GOALS-ATT	62-166	84-167
Field goal pct	.373	.503
3 POINT FG-ATT	21-49	21-54
3-point FG pct	.429	.389
3-pt FG made per game	7.0	7.0
FREE THROWS-ATT	61-77	53-71
Free throw pct	.792	.746
F-Throws made per game	20.3	17.7
REBOUNDS	94	108
Rebounds per game	31.3	36.0
Rebounding margin	-4.7	-
ASSISTS	28	42
Assists per game	9.3	14.0
TURNOVERS	42	40
Turnovers per game	14.0	13.3
Turnover margin	-0.7	-
Assist/turnover ratio	0.7	1.1
STEALS	16	23
Steals per game	5.3	7.7
BLOCKS	6	10
Blocks per game	2.0	3.3
ATTENDANCE	0	12949
Home games-Avg/Game	0-0	3-4316
Neutral site-Avg/Game	-	0-0

Date	Opponent		Score	Att.
* 01/03/19	at CSU Bakersfield	L	71-83	2398
* 01/05/19	at Grand Canyon	L	57-71	7293
* 01/12/19	at Utah Valley	L	78-88	3258

@ - Elgin Baylor Classic (Seattle, WA)

* = WAC game

Score by Periods	1st	2nd	Totals
Seattle U	106	100	206
Opponents	106	136	242



Seattle University Basketball
Seattle U Season Schedule/Results & Leaders (as of Jan 12, 2019)
All games

RECORD:	OVERALL	HOME	AWAY	NEUTRAL
ALL GAMES	12-6	10-1	2-5	0-0
CONFERENCE	0-3	0-0	0-3	0-0
NON-CONFERENCE	12-3	10-1	2-2	0-0

Date	Opponent	Score	Att.	High Points	High Rebounds
11/06/18	at Stanford	74-96 L	3365	(16)Brown, Terrell	(6)Brown, Terrell
11/08/18	PUGET SOUND	w 95-67	999	(23)Carter, Myles	(12)Carter, Myles
11/11/18	BRYANT	w 82-59	1236	(25)Carter, Myles	(11)Carter, Myles
11/14/18	WASHINGTON ST.	w 78-69	1977	(21)Brown, Terrell	(8)Brown, Terrell
11/18/18	SOUTHERN UTAH	70-73 L	999	(16)Jones, Delante	(8)Carter, Myles
					(7)Brown, Terrell
					(7)Carter, Myles
					(7)Means, Morgan
11/23/18	@DENVER	w 82-63	883	(26)Means, Morgan	(11)Brown, Terrell
11/24/18	@FAIRFIELD	w 83-80	809	(20)Kavas, Matej	(9)Kavas, Matej
					(9)Means, Morgan
11/25/18	@LONGWOOD	w 70-50	753	(22)Kavas, Matej	(13)Kavas, Matej
11/28/18	@NORTHWEST (WA)	w 107-72	824	(26)Brown, Terrell	(14)Brown, Terrell
					(14)Carter, Myles
12/01/18	EASTERN WASH.	w 88-68	999	(23)Carter, Myles	(8)Carter, Myles
12/06/18	OMAHA	w 90-71	873	(26)Jones, Delante	(11)Brown, Terrell
				(26)Kavas, Matej	
12/09/18	at Washington	62-70 L	6688	(21)Means, Morgan	(7)Carter, Myles
					(7)Kavas, Matej
12/17/18	at Portland	w 67-56	1553	(17)Brown, Terrell	(12)Carter, Myles
12/20/18	PRAIRIE VIEW	w 102-64	965	(22)Carter, Myles	(9)Kavas, Matej
				(22)Means, Morgan	(9)Carter, Myles
12/29/18	at California	w 82-73	4104	(26)Carter, Myles	(13)Carter, Myles
01/03/19	*at CSU Bakersfield	71-83 L	2398	(18)Jones, Delante	(10)Brown, Terrell
				(18)Brown, Terrell	
01/05/19	*at Grand Canyon	57-71 L	7293	(16)Kavas, Matej	(7)Kavas, Matej
01/12/19	*at Utah Valley	78-88 L	3258	(20)Means, Morgan	(10)Carter, Myles

@ - Elgin Baylor Classic (Seattle, WA)

* = WAC game

Attendance Summary	Games	Attend	Avg/Game
Home	11	11317	1029
Away	7	28659	4094
Neutral	0	0	0
Total	18	39976	2221



Seattle University Basketball
Seattle U Team Game-by-Game (as of Jan 12, 2019)
All games

TEAM STATISTICS

Opponent	Date	Score		Total		3-Pointers		Free throws		Rebounds				pf	a	t/o	blk	stl	pts	avg
				fg-fga	pct	3fg-fga	pct	ft-fa	pct	off	def	tot	avg							
at Stanford	11/06/18	74-96	L	28-64	.438	6-18	.333	12-21	.571	12	18	30	30.0	25	7	11	1	2	74	74.0
PUGET SOUND	11/08/18	95-67	W	35-63	.556	7-17	.412	18-29	.621	12	27	39	34.5	22	16	17	4	6	95	84.5
BRYANT	11/11/18	82-59	W	30-65	.462	7-22	.318	15-23	.652	13	28	41	36.7	23	10	13	3	8	82	83.7
WASHINGTON ST.	11/14/18	78-69	W	28-55	.509	5-19	.263	17-23	.739	8	32	40	37.5	22	11	17	7	6	78	82.2
SOUTHERN UTAH	11/18/18	70-73	L	28-69	.406	11-26	.423	3-8	.375	10	28	38	37.6	22	15	11	5	6	70	79.8
DENVER	11/23/18	82-63	W	29-63	.460	12-27	.444	12-18	.667	8	31	39	37.8	15	15	7	4	3	82	80.2
FAIRFIELD	11/24/18	83-80	W	24-45	.533	6-10	.600	29-43	.674	7	35	42	38.4	21	13	16	4	1	83	80.6
LONGWOOD	11/25/18	70-50	W	23-59	.390	11-31	.355	13-18	.722	10	30	40	38.6	19	17	10	5	6	70	79.2
NORTHWEST (WA)	11/28/18	107-72	W	40-75	.533	10-24	.417	17-20	.850	12	34	46	39.4	12	14	9	10	6	107	82.3
EASTERN WASH.	12/01/18	88-68	W	35-67	.522	9-22	.409	9-17	.529	6	28	34	38.9	16	19	5	2	10	88	82.9
OMAHA	12/06/18	90-71	W	31-57	.544	11-25	.440	17-23	.739	5	31	36	38.6	18	14	12	9	1	90	83.5
at Washington	12/09/18	62-70	L	21-60	.350	6-16	.375	14-19	.737	10	19	29	37.8	17	16	11	2	7	62	81.8
at Portland	12/17/18	67-56	W	22-51	.431	5-14	.357	18-27	.667	10	33	43	38.2	19	4	16	4	3	67	80.6
PRAIRIE VIEW	12/20/18	102-64	W	36-62	.581	13-27	.481	17-19	.895	10	31	41	38.4	25	19	13	3	4	102	82.1
at California	12/29/18	82-73	W	25-55	.455	2-8	.250	30-36	.833	14	24	38	38.4	28	8	11	1	6	82	82.1
at CSU Bakersfield	01/03/19	71-83	L	20-51	.392	8-20	.400	23-27	.852	10	20	30	37.9	18	10	14	2	3	71	81.4
at Grand Canyon	01/05/19	57-71	L	19-56	.339	5-10	.500	14-20	.700	7	24	31	37.5	18	6	11	1	5	57	80.0
at Utah Valley	01/12/19	78-88	L	23-59	.390	8-19	.421	24-30	.800	17	16	33	37.2	30	12	17	3	8	78	79.9
Seattle U		1438		497-1076	.462	142-355	.400	302-421	.717	181	489	670	37.2	370	226	221	70	91	1438	79.9
Opponents		1273		428-1056	.405	121-358	.338	296-406	.729	173	428	601	33.4	384	170	228	57	99	1273	70.7

Games played: 18
Points/game: 79.9
FG Pct: 46.2
3FG Pct: 40.0
FT Pct: 71.7

Rebounds/game: 37.2
Assists/game: 12.6
Turnovers/game: 12.3
Assist/turnover ratio: 1.0
Steals/game: 5.1
Blocks/game: 3.9



Seattle University Basketball
Seattle U Points-Rebounds-Assists (as of Jan 12, 2019)
All games

				00	01	02	05	10	11	12
Opponent	Date	Score		MCDOWELL,D	CARTER,MYL	BURKE,IAN	KAVAS,MATE	NETTLES,AA	ECONOMOU,R	DA CAMPO,M
at Stanford	11/06/18	74-96	L	4-3-0	6-3-0	1-1-0	13-4-0	0-0-0	2-0-0	1-3-1
PUGET SOUND	11/08/18	95-67	w	4-2-2	23-12-1	0-1-0	13-6-1	9-1-0	4-0-0	2-0-0
BRYANT	11/11/18	82-59	w	0-1-0	25-11-2	3-1-0	5-4-1	6-1-0	0-0-0	0-1-0
WASHINGTON ST.	11/14/18	78-69	w	DNP	9-8-1	DNP	14-7-2	3-1-0	DNP	0-2-0
SOUTHERN UTAH	11/18/18	70-73	L	DNP	14-7-2	DNP	12-7-0	9-2-2	DNP	0-0-0
DENVER	11/23/18	82-63	w	DNP	9-2-1	0-0-0	15-7-0	3-0-0	0-0-0	0-0-0
FAIRFIELD	11/24/18	83-80	w	DNP	12-5-0	DNP	20-9-2	3-2-1	DNP	0-1-0
LONGWOOD	11/25/18	70-50	w	DNP	14-12-1	1-0-0	22-13-2	3-0-1	0-1-0	0-0-0
NORTHWEST (WA)	11/28/18	107-72	w	DNP	12-14-0	0-2-0	12-3-1	10-0-0	0-3-0	7-0-0
EASTERN WASH.	12/01/18	88-68	w	DNP	23-8-0	DNP	18-6-0	6-1-1	DNP	DNP
OMAHA	12/06/18	90-71	w	DNP	7-5-0	DNP	26-6-1	3-2-1	DNP	0-0-0
at Washington	12/09/18	62-70	L	DNP	15-7-2	DNP	9-7-0	0-1-0	DNP	DNP
at Portland	12/17/18	67-56	w	DNP	11-12-0	DNP	11-5-0	5-0-0	DNP	0-0-0
PRAIRIE VIEW	12/20/18	102-64	w	DNP	22-9-0	0-2-0	18-9-4	5-1-1	9-1-0	0-2-2
at California	12/29/18	82-73	w	DNP	26-13-0	DNP	DNP	4-0-0	DNP	0-2-0
at CSU Bakersfield	01/03/19	71-83	L	DNP	12-8-0	4-0-1	2-0-0	3-0-1	2-0-0	0-1-0
at Grand Canyon	01/05/19	57-71	L	DNP	6-4-0	DNP	16-7-0	0-0-0	0-1-0	0-0-0
at Utah Valley	01/12/19	78-88	L	DNP	16-10-2	0-0-0	DNP	0-0-0	DNP	6-9-1

				13	14	15	23	24	25	35
Opponent	Date	Score		MEANS,MORG	VAIL,MATT	HOPKINS,TR	BROWN,TERR	JONES,DELA	HUNDAL,ANA	GRIGSBY,RI
at Stanford	11/06/18	74-96	L	11-1-2	0-0-0	0-0-0	16-6-4	2-1-0	13-3-0	2-1-0
PUGET SOUND	11/08/18	95-67	w	9-7-7	0-0-0	7-0-1	8-4-3	9-2-1	4-3-0	3-0-0
BRYANT	11/11/18	82-59	w	21-8-3	0-0-0	0-1-0	12-3-3	8-7-0	2-1-0	0-2-1
WASHINGTON ST.	11/14/18	78-69	w	11-3-2	DNP	0-1-0	21-8-3	15-5-2	0-0-0	5-4-1
SOUTHERN UTAH	11/18/18	70-73	L	14-7-2	DNP	DNP	5-7-9	16-1-0	0-1-0	0-1-0
DENVER	11/23/18	82-63	w	26-3-2	0-0-0	2-1-0	8-11-10	11-4-2	2-5-0	6-5-0
FAIRFIELD	11/24/18	83-80	w	16-9-2	DNP	0-1-0	8-5-5	17-3-3	0-1-0	7-6-0
LONGWOOD	11/25/18	70-50	w	19-5-4	0-0-0	0-2-0	2-2-5	7-2-4	0-2-0	2-1-0
NORTHWEST (WA)	11/28/18	107-72	w	23-2-5	0-0-1	12-3-0	26-14-6	DNP	0-0-0	5-5-1
EASTERN WASH.	12/01/18	88-68	w	16-5-7	DNP	DNP	4-7-9	19-6-2	DNP	2-1-0
OMAHA	12/06/18	90-71	w	5-5-5	DNP	0-1-0	12-11-5	26-2-2	DNP	11-4-0
at Washington	12/09/18	62-70	L	21-2-3	DNP	DNP	5-6-9	10-4-1	DNP	2-0-1
at Portland	12/17/18	67-56	w	16-6-3	DNP	0-0-0	17-11-1	5-6-0	DNP	2-1-0
PRAIRIE VIEW	12/20/18	102-64	w	22-4-4	0-1-0	2-0-0	8-3-5	7-2-2	0-1-0	7-3-1
at California	12/29/18	82-73	w	24-6-3	DNP	2-2-0	10-6-3	16-4-2	DNP	0-1-0
at CSU Bakersfield	01/03/19	71-83	L	7-1-1	DNP	5-1-1	18-10-5	18-1-0	0-0-0	0-3-1
at Grand Canyon	01/05/19	57-71	L	2-5-3	DNP	0-0-0	12-6-3	15-3-0	DNP	6-2-0
at Utah Valley	01/12/19	78-88	L	20-2-4	DNP	2-3-0	16-2-4	16-3-1	DNP	2-1-0



#01 Carter, Myles

Opponent	Date	gs	min	Total		3-Pointers		Free throws		Rebounds				pf	a	t/o	blk	stl	pts	avg	
				fg-fga	pct	3fg-fga	pct	ft-fa	pct	off	def	tot	avg								
at Stanford	11/06/18	*	18	2-5	.400	0-1	.000	2-5	.400	1	2	3	3.0	5	0	2	1	0	6	6.0	
PUGET SOUND	11/08/18	*	22	10-13	.769	0-0	.000	3-6	.500	5	7	12	7.5	4	1	8	3	0	23	14.5	
BRYANT	11/11/18	*	33	10-17	.588	1-1	1.000	4-6	.667	6	5	11	8.7	4	2	3	3	0	25	18.0	
WASHINGTON ST.	11/14/18	*	30	4-5	.800	0-0	.000	1-2	.500	1	7	8	8.5	3	1	2	4	0	9	15.8	
SOUTHERN UTAH	11/18/18	*	25	7-10	.700	0-0	.000	0-5	.000	2	5	7	8.2	3	2	1	3	0	14	15.4	
DENVER	11/23/18	*	19	4-6	.667	0-0	.000	1-2	.500	0	2	2	7.2	4	1	2	2	0	9	14.3	
FAIRFIELD	11/24/18	*	25	4-5	.800	0-0	.000	4-7	.571	0	5	5	6.9	5	0	4	4	0	12	14.0	
LONGWOOD	11/25/18	*	34	4-9	.444	0-0	.000	6-8	.750	2	10	12	7.5	4	1	2	4	1	14	14.0	
NORTHWEST (WA)	11/28/18	*	35	5-13	.385	0-0	.000	2-2	1.000	4	10	14	8.2	3	0	0	7	0	12	13.8	
EASTERN WASH.	12/01/18	*	30	10-15	.667	0-0	.000	3-9	.333	2	6	8	8.2	2	0	1	1	0	23	14.7	
OMAHA	12/06/18	*	15	3-6	.500	0-0	.000	1-2	.500	2	3	5	7.9	3	0	4	2	0	7	14.0	
at Washington	12/09/18	*	31	6-15	.400	0-0	.000	3-6	.500	4	3	7	7.8	4	2	2	0	1	15	14.1	
at Portland	12/17/18	*	30	3-5	.600	0-0	.000	5-7	.714	4	8	12	8.2	4	0	1	2	2	11	13.8	
PRAIRIE VIEW	12/20/18	*	29	9-10	.900	0-0	.000	4-6	.667	3	6	9	8.2	5	0	2	0	0	22	14.4	
at California	12/29/18	*	40	11-18	.611	0-0	.000	4-7	.571	4	9	13	8.5	4	0	3	1	0	26	15.2	
at CSU Bakersfield	01/03/19	*	36	4-10	.400	0-0	.000	4-6	.667	4	4	8	8.5	3	0	0	1	0	12	15.0	
at Grand Canyon	01/05/19	*	32	2-10	.200	0-0	.000	2-2	1.000	1	3	4	8.2	5	0	3	1	0	6	14.5	
at Utah Valley	01/12/19	*	38	3-11	.273	0-1	.000	10-14	.714	3	7	10	8.3	4	2	5	3	0	16	14.6	
Totals			18	522	101-183	.552	1-3	.333	59-102	.578	48	102	150	8.3	69	12	45	42	4	262	14.6

Games played: 18
Minutes/game: 29.0
Points/game: 14.6
FG Pct: 55.2
3FG Pct: 33.3
FT Pct: 57.8

Rebounds/game: 8.3
Assists/game: 0.7
Turnovers/game: 2.5
Assist/turnover ratio: 0.3
Steals/game: 0.2
Blocks/game: 2.3

CAREER STATS

			Total		3-Point		Rebounds										
Year	GP-GS	Min/Avg	FG-FGA	Pct	FG-FGA	Pct	FT-FTA	Pct	Off-Def	Tot	Avg	PF-FO	Ast	TO	Blk	Stl	Pts/Avg
2015-16*	9-0	32/3.6	2-2	1.000	0-0	.000	1-4	.250	3-3	6	0.7	5-0	1	3	1	0	5/0.6
2016-17*	5-0	33/6.6	2-7	.286	0-0	.000	0-1	.000	2-5	7	1.4	17-0	8	13	0	11	4/0.8
2018-19	18-18	522/29.0	101-183	.552	1-3	.333	59-102	.578	48-102	150	8.3	69-4	12	45	42	4	262/14.6
TOTAL	18-18	522/29.0	101-183	.552	1-3	.333	59-102	.578	48-102	150	8.3	69-4	12	45	42	4	262/14.6
All*	32-18	587/18.3	105-192	.547	1-3	.333	60-107	.561	53-110	163	5.1	91-4	21	61	43	15	271/8.5

* Statistics from prior team/school

SINGLE-GAME HIGHS

Points: 26, at California -- 12/29/18
Rebounds: 14, Northwest (WA) -- 11/28/18
Assists: 2, 4 times
Steals: 2, at Portland -- 12/17/18
Blocks: 7, Northwest (WA) -- 11/28/18
FG made: 11, at California -- 12/29/18
FG attempts: 18, at California -- 12/29/18
3FG made: 1, Bryant -- 11/11/18
3FG attempts: 1, at Utah Valley -- 01/12/19 ; at Stanford -- 11/06/18 ; Bryant -- 11/11/18
FT made: 10, at Utah Valley -- 01/12/19
FT attempts: 14, at Utah Valley -- 01/12/19



#02 Burke, Ian

Opponent	Date	gs	min	Total		3-Pointers		Free throws		Rebounds				pf	a	t/o	blk	stl	pts	avg
				fg-fga	pct	3fg-fga	pct	ft-fga	pct	off	def	tot	avg							
at Stanford	11/06/18		3	0-0	.000	0-0	.000	1-2	.500	1	0	1	1.0	0	0	0	0	0	1	1.0
PUGET SOUND	11/08/18		6	0-1	.000	0-0	.000	0-0	.000	1	0	1	1.0	0	0	0	0	0	0	0.5
BRYANT	11/11/18		4	0-0	.000	0-0	.000	3-4	.750	0	1	1	1.0	2	0	2	0	1	3	1.3
DENVER	11/23/18		2	0-1	.000	0-1	.000	0-0	.000	0	0	0	0.8	0	0	0	0	0	0	1.0
LONGWOOD	11/25/18		2	0-0	.000	0-0	.000	1-2	.500	0	0	0	0.6	0	0	0	0	0	1	1.0
NORTHWEST (WA)	11/28/18		5	0-0	.000	0-0	.000	0-0	.000	0	2	2	0.8	0	0	0	0	1	0	0.8
PRAIRIE VIEW	12/20/18		6	0-1	.000	0-1	.000	0-0	.000	0	2	2	1.0	1	0	0	0	0	0	0.7
at CSU Bakersfield	01/03/19		5	1-2	.500	1-1	1.000	1-2	.500	0	0	0	0.9	0	1	0	0	1	4	1.1
at Utah Valley	01/12/19		4	0-0	.000	0-0	.000	0-0	.000	0	0	0	0.8	0	0	0	0	0	0	1.0
Totals		0	37	1-5	.200	1-3	.333	6-10	.600	2	5	7	0.8	3	1	2	0	3	9	1.0

Games played: 9
Minutes/game: 4.1
Points/game: 1.0
FG Pct: 20.0
3FG Pct: 33.3
FT Pct: 60.0

Rebounds/game: 0.8
Assists/game: 0.1
Turnovers/game: 0.2
Assist/turnover ratio: 0.5
Steals/game: 0.3

CAREER STATS

Year	GP-GS	Min/Avg	Total		3-Point		FT-FTA	Pct	Off-Def	Tot	Avg	PF-FO	Ast	TO	Blk	Stl	Pts/Avg
			FG-FGA	Pct	FG-FGA	Pct											
2018-19	9-0	37/4.1	1-5	.200	1-3	.333	6-10	.600	2-5	7	0.8	3-0	1	2	0	3	9/1.0
TOTAL	9-0	37/4.1	1-5	.200	1-3	.333	6-10	.600	2-5	7	0.8	3-0	1	2	0	3	9/1.0

SINGLE-GAME HIGHS

Points: 4, at CSU Bakersfield -- 01/03/19
Rebounds: 2, Northwest (WA) -- 11/28/18 ; Prairie View -- 12/20/18
Assists: 1, at CSU Bakersfield -- 01/03/19
Steals: 1, at CSU Bakersfield -- 01/03/19 ; Bryant -- 11/11/18 ; Northwest (WA) -- 11/28/18
FG made: 1, at CSU Bakersfield -- 01/03/19
FG attempts: 2, at CSU Bakersfield -- 01/03/19
3FG made: 1, at CSU Bakersfield -- 01/03/19
3FG attempts: 1, at CSU Bakersfield -- 01/03/19 ; Denver -- 11/23/18 ; Prairie View -- 12/20/18
FT made: 3, Bryant -- 11/11/18
FT attempts: 4, Bryant -- 11/11/18



#05 Kavas, Matej

Opponent	Date	gs	min	Total		3-Pointers		Free throws		Rebounds				pf	a	t/o	blk	stl	pts	avg	
				fg-fga	pct	3fg-fga	pct	ft-fga	pct	off	def	tot	avg								
at Stanford	11/06/18	*	34	4-7	.571	1-3	.333	4-6	.667	1	3	4	4.0	3	0	2	0	0	13	13.0	
PUGET SOUND	11/08/18	*	27	3-9	.333	1-2	.500	6-6	1.000	2	4	6	5.0	3	1	1	0	0	13	13.0	
BRYANT	11/11/18	*	28	2-9	.222	1-5	.200	0-0	.000	1	3	4	4.7	3	1	0	0	2	5	10.3	
WASHINGTON ST.	11/14/18	*	37	6-14	.429	2-8	.250	0-0	.000	1	6	7	5.3	2	2	1	0	0	14	11.3	
SOUTHERN UTAH	11/18/18	*	32	5-13	.385	2-7	.286	0-0	.000	1	6	7	5.6	2	0	3	0	2	12	11.4	
DENVER	11/23/18	*	31	5-13	.385	3-9	.333	2-2	1.000	1	6	7	5.8	0	0	3	0	0	15	12.0	
FAIRFIELD	11/24/18	*	39	6-11	.545	3-3	1.000	5-6	.833	1	8	9	6.3	1	2	0	0	0	20	13.1	
LONGWOOD	11/25/18	*	29	8-12	.667	4-8	.500	2-3	.667	2	11	13	7.1	3	2	0	0	0	22	14.3	
NORTHWEST (WA)	11/28/18	*	31	3-12	.250	2-8	.250	4-4	1.000	0	3	3	6.7	1	1	2	0	0	12	14.0	
EASTERN WASH.	12/01/18	*	37	7-14	.500	4-7	.571	0-0	.000	0	6	6	6.6	2	0	0	0	1	18	14.4	
OMAHA	12/06/18	*	39	7-12	.583	6-9	.667	6-6	1.000	0	6	6	6.5	1	1	2	0	0	26	15.5	
at Washington	12/09/18	*	34	1-7	.143	1-4	.250	6-7	.857	1	6	7	6.6	3	0	2	0	0	9	14.9	
at Portland	12/17/18	*	35	4-9	.444	2-4	.500	1-4	.250	0	5	5	6.5	2	0	2	1	0	11	14.6	
PRAIRIE VIEW	12/20/18	*	29	7-9	.778	4-5	.800	0-0	.000	0	9	9	6.6	2	4	1	0	0	18	14.9	
at CSU Bakersfield	01/03/19		4	1-1	1.000	0-0	.000	0-0	.000	0	0	0	6.2	0	0	0	0	0	2	14.0	
at Grand Canyon	01/05/19	*	37	6-8	.750	3-3	1.000	1-2	.500	0	7	7	6.3	2	0	1	0	1	16	14.1	
Totals			15	503	75-160	.469	39-85	.459	37-46	.804	11	89	100	6.3	30	14	20	1	6	226	14.1

Games played: 16
Minutes/game: 31.4
Points/game: 14.1
FG Pct: 46.9
3FG Pct: 45.9
FT Pct: 80.4

Rebounds/game: 6.3
Assists/game: 0.9
Turnovers/game: 1.3
Assist/turnover ratio: 0.7
Steals/game: 0.4
Blocks/game: 0.1

CAREER STATS

Year	GP-GS	Min/Avg	Total		3-Point		FT-FTA	Pct	Off-Def	Tot	Avg	PF-FO	Ast	TO	Blk	Stl	Pts/Avg
			FG-FGA	Pct	FG-FGA	Pct											
2016-17	27-0	549/20.3	81-185	.438	42-104	.404	29-42	.690	11-68	79	2.9	51-2	15	23	9	6	233/8.6
2017-18	33-31	1038/31.5	171-361	.474	91-196	.464	68-86	.791	38-131	169	5.1	100-1	41	67	7	13	501/15.2
2018-19	16-15	503/31.4	75-160	.469	39-85	.459	37-46	.804	11-89	100	6.3	30-0	14	20	1	6	226/14.1
TOTAL	76-46	2090/27.5	327-706	.463	172-385	.447	134-174	.770	60-288	348	4.6	181-3	70	110	17	25	960/12.6

SINGLE-GAME HIGHS

Points: 27, vs Detroit Mercy -- 11/18/17
Rebounds: 13, Longwood -- 11/25/18
Assists: 4, at Washington State -- 11/15/17 ; Prairie View -- 12/20/18
Steals: 2, 6 times
Blocks: 2, 4 times
FG made: 9, Idaho State -- 11/27/17 ; Eastern Washington -- 12/03/17
FG attempts: 18, Central Arkansas -- 03/14/18 ; Idaho State -- 11/27/17
3FG made: 7, vs Detroit Mercy -- 11/18/17
3FG attempts: 12, Central Arkansas -- 03/14/18
FT made: 7, New Mexico State -- 01/26/17
FT attempts: 9, New Mexico State -- 01/26/17



#10 Nettles, Aaron

Opponent	Date	gs	min	Total		3-Pointers		Free throws		Rebounds				pf	a	t/o	blk	stl	pts	avg
				fg-fga	pct	3fg-fga	pct	ft-fa	pct	off	def	tot	avg							
at Stanford	11/06/18		9	0-1	.000	0-1	.000	0-0	.000	0	0	0	0.0	2	0	1	0	0	0	0.0
PUGET SOUND	11/08/18	*	16	3-3	1.000	3-3	1.000	0-0	.000	0	1	1	0.5	3	0	1	0	1	9	4.5
BRYANT	11/11/18		15	2-3	.667	2-3	.667	0-0	.000	0	1	1	0.7	0	0	0	0	1	6	5.0
WASHINGTON ST.	11/14/18		9	1-1	1.000	1-1	1.000	0-0	.000	0	1	1	0.8	3	0	1	0	0	3	4.5
SOUTHERN UTAH	11/18/18		17	3-5	.600	3-5	.600	0-0	.000	0	2	2	1.0	3	2	0	0	2	9	5.4
DENVER	11/23/18		9	1-3	.333	1-1	1.000	0-0	.000	0	0	0	0.8	1	0	0	0	0	3	5.0
FAIRFIELD	11/24/18		16	1-2	.500	1-2	.500	0-0	.000	0	2	2	1.0	2	1	0	0	0	3	4.7
LONGWOOD	11/25/18		21	1-2	.500	1-2	.500	0-0	.000	0	0	0	0.9	0	1	1	0	2	3	4.5
NORTHWEST (WA)	11/28/18	*	21	4-7	.571	2-5	.400	0-0	.000	0	0	0	0.8	2	0	2	0	0	10	5.1
EASTERN WASH.	12/01/18		17	2-5	.400	1-4	.250	1-2	.500	0	1	1	0.8	1	1	0	0	2	6	5.2
OMAHA	12/06/18		19	1-3	.333	0-2	.000	1-2	.500	0	2	2	0.9	3	1	1	0	1	3	5.0
at Washington	12/09/18		8	0-0	.000	0-0	.000	0-0	.000	0	1	1	0.9	0	0	1	0	1	0	4.6
at Portland	12/17/18		15	1-2	.500	1-2	.500	2-2	1.000	0	0	0	0.8	2	0	0	0	0	5	4.6
PRAIRIE VIEW	12/20/18		14	2-2	1.000	1-1	1.000	0-0	.000	0	1	1	0.9	0	1	2	0	2	5	4.6
at California	12/29/18		7	0-0	.000	0-0	.000	4-6	.667	0	0	0	0.8	3	0	0	0	0	4	4.6
at CSU Bakersfield	01/03/19		21	1-3	.333	1-2	.500	0-0	.000	0	0	0	0.8	1	1	0	0	0	3	4.5
at Grand Canyon	01/05/19		13	0-0	.000	0-0	.000	0-0	.000	0	0	0	0.7	1	0	0	0	0	0	4.2
at Utah Valley	01/12/19		7	0-1	.000	0-1	.000	0-0	.000	0	0	0	0.7	3	0	0	0	0	0	4.0
Totals		2	254	23-43	.535	18-35	.514	8-12	.667	0	12	12	0.7	30	8	10	0	12	72	4.0

Games played: 18
Minutes/game: 14.1
Points/game: 4.0
FG Pct: 53.5
3FG Pct: 51.4
FT Pct: 66.7

Rebounds/game: 0.7
Assists/game: 0.4
Turnovers/game: 0.6
Assist/turnover ratio: 0.8
Steals/game: 0.7

CAREER STATS

		Total		3-Point		Rebounds											
Year	GP-GS	Min/Avg	FG-FGA	Pct	FG-FGA	Pct	FT-FTA	Pct	Off-Def	Tot	Avg	PF-FO	Ast	TO	Blk	Stl	Pts/Avg
2017-18	32-2	244/7.6	25-60	.417	20-52	.385	13-17	.765	4-17	21	0.7	21-0	9	10	0	6	83/2.6
2018-19	18-2	254/14.1	23-43	.535	18-35	.514	8-12	.667	0-12	12	0.7	30-0	8	10	0	12	72/4.0
TOTAL	50-4	498/10.0	48-103	.466	38-87	.437	21-29	.724	4-29	33	0.7	51-0	17	20	0	18	155/3.1

SINGLE-GAME HIGHS

Points: 20, Pacific Lutheran -- 12/04/17
Rebounds: 3, at Belmont -- 11/19/17 ; Pacific Lutheran -- 12/04/17 ; California -- 12/19/17
Assists: 2, vs Detroit Mercy -- 11/18/17 ; Southern Utah -- 11/18/18 ; Pacific Lutheran -- 12/04/17
Steals: 2, 4 times
FG made: 7, Pacific Lutheran -- 12/04/17
FG attempts: 14, Pacific Lutheran -- 12/04/17
3FG made: 6, Pacific Lutheran -- 12/04/17
3FG attempts: 12, Pacific Lutheran -- 12/04/17
FT made: 4, Puget Sound -- 11/12/17 ; vs Detroit Mercy -- 11/18/17 ; at California -- 12/29/18
FT attempts: 6, at California -- 12/29/18



#11 Economou, Rip

Opponent	Date	gs	min	Total		3-Pointers		Free throws		Rebounds				pf	a	t/o	blk	stl	pts	avg
				fg-fga	pct	3fg-fga	pct	ft-fga	pct	off	def	tot	avg							
at Stanford	11/06/18		5	1-2	.500	0-1	.000	0-0	.000	0	0	0	0.0	0	0	0	0	0	2	2.0
PUGET SOUND	11/08/18		5	1-4	.250	1-4	.250	1-2	.500	0	0	0	0.0	2	0	0	0	0	4	3.0
BRYANT	11/11/18		3	0-0	.000	0-0	.000	0-0	.000	0	0	0	0.0	1	0	0	0	0	0	2.0
DENVER	11/23/18		3	0-1	.000	0-1	.000	0-0	.000	0	0	0	0.0	1	0	0	0	0	0	1.5
LONGWOOD	11/25/18		2	0-1	.000	0-1	.000	0-0	.000	0	1	1	0.2	0	0	0	0	0	0	1.2
NORTHWEST (WA)	11/28/18		4	0-1	.000	0-0	.000	0-0	.000	2	1	3	0.7	0	0	0	0	0	0	1.0
PRAIRIE VIEW	12/20/18		10	3-7	.429	3-6	.500	0-0	.000	1	0	1	0.7	2	0	1	0	0	9	2.1
at CSU Bakersfield	01/03/19		3	0-0	.000	0-0	.000	2-2	1.000	0	0	0	0.6	4	0	0	0	0	2	2.1
at Grand Canyon	01/05/19		4	0-2	.000	0-2	.000	0-0	.000	1	0	1	0.7	0	0	0	0	0	0	1.9
Totals		0	39	5-18	.278	4-15	.267	3-4	.750	4	2	6	0.7	10	0	1	0	0	17	1.9

Games played: 9

Minutes/game: 4.3

Points/game: 1.9

FG Pct: 27.8

3FG Pct: 26.7

FT Pct: 75.0

Rebounds/game: 0.7

Turnovers/game: 0.1

CAREER STATS

Year	GP-GS	Min/Avg	Total		3-Point		FT-FTA	Pct	Rebounds				PF-FO	Ast	TO	Blk	Stl	Pts/Avg
			FG-FGA	Pct	FG-FGA	Pct			Off-Def	Tot	Avg							
2018-19	9-0	39/4.3	5-18	.278	4-15	.267	3-4	.750	4-2	6	0.7	10-0	0	1	0	0	0	17/1.9
TOTAL	9-0	39/4.3	5-18	.278	4-15	.267	3-4	.750	4-2	6	0.7	10-0	0	1	0	0	0	17/1.9

SINGLE-GAME HIGHS

Points: 9, Prairie View -- 12/20/18

Rebounds: 3, Northwest (WA) -- 11/28/18

FG made: 3, Prairie View -- 12/20/18

FG attempts: 7, Prairie View -- 12/20/18

3FG made: 3, Prairie View -- 12/20/18

3FG attempts: 6, Prairie View -- 12/20/18

FT made: 2, at CSU Bakersfield -- 01/03/19

FT attempts: 2, at CSU Bakersfield -- 01/03/19 ; Puget Sound -- 11/08/18



#12 Da Campo, Mattia

Opponent	Date	gs	min	Total		3-Pointers		Free throws		Rebounds				pf	a	t/o	blk	stl	pts	avg	
				fg-fga	pct	3fg-fga	pct	ft-fa	pct	off	def	tot	avg								
at Stanford	11/06/18		4	0-0	.000	0-0	.000	1-2	.500	1	2	3	3.0	0	1	0	0	0	1	1.0	
PUGET SOUND	11/08/18		5	1-1	1.000	0-0	.000	0-0	.000	0	0	0	1.5	0	0	0	0	0	2	1.5	
BRYANT	11/11/18		3	0-0	.000	0-0	.000	0-0	.000	0	1	1	1.3	0	0	0	0	0	0	1.0	
WASHINGTON ST.	11/14/18		2	0-0	.000	0-0	.000	0-0	.000	1	1	2	1.5	0	0	0	0	0	0	0.8	
SOUTHERN UTAH	11/18/18		4	0-2	.000	0-0	.000	0-0	.000	0	0	0	1.2	0	0	1	0	0	0	0.6	
DENVER	11/23/18		4	0-0	.000	0-0	.000	0-0	.000	0	0	0	1.0	0	0	1	0	0	0	0.5	
FAIRFIELD	11/24/18		2	0-0	.000	0-0	.000	0-0	.000	1	0	1	1.0	0	0	0	0	0	0	0.4	
LONGWOOD	11/25/18		2	0-0	.000	0-0	.000	0-0	.000	0	0	0	0.9	0	0	0	0	0	0	0.4	
NORTHWEST (WA)	11/28/18		6	2-2	1.000	1-1	1.000	2-2	1.000	0	0	0	0.8	0	0	0	0	0	7	1.1	
OMAHA	12/06/18		0	0-0	.000	0-0	.000	0-0	.000	0	0	0	0.7	0	0	0	0	0	0	1.0	
at Portland	12/17/18		0	0-0	.000	0-0	.000	0-0	.000	0	0	0	0.6	0	0	0	0	0	0	0.9	
PRAIRIE VIEW	12/20/18		12	0-3	.000	0-0	.000	0-0	.000	1	1	2	0.8	0	2	0	0	0	0	0.8	
at California	12/29/18	*	27	0-0	.000	0-0	.000	0-0	.000	1	1	2	0.8	5	0	1	0	2	0	0.8	
at CSU Bakersfield	01/03/19		3	0-0	.000	0-0	.000	0-0	.000	0	1	1	0.9	1	0	1	0	0	0	0.7	
at Grand Canyon	01/05/19		3	0-0	.000	0-0	.000	0-0	.000	0	0	0	0.8	0	0	0	0	0	0	0.7	
at Utah Valley	01/12/19		26	0-2	.000	0-0	.000	6-6	1.000	6	3	9	1.3	4	1	2	0	1	6	1.0	
Totals			1	103	3-10	.300	1-1	1.000	9-10	.900	11	10	21	1.3	10	4	6	0	3	16	1.0

Games played: 16

Minutes/game: 6.4

Points/game: 1.0

FG Pct: 30.0

3FG Pct: 100.0

FT Pct: 90.0

Rebounds/game: 1.3

Assists/game: 0.3

Turnovers/game: 0.4

Assist/turnover ratio: 0.7

Steals/game: 0.2

CAREER STATS

Year	GP-GS	Min/Avg	Total		3-Point		FT-FTA	Pct	Rebounds				PF-FO	Ast	TO	Blk	Stl	Pts/Avg
			FG-FGA	Pct	FG-FGA	Pct			Off-Def	Tot	Avg							
2016-17	16-0	139/8.7	9-14	.643	1-3	.333	5-10	.500	6-11	17	1.1	19-0	14	17	0	3		24/1.5
2017-18	27-1	198/7.3	15-24	.625	4-9	.444	7-11	.636	16-29	45	1.7	29-0	17	7	0	9		41/1.5
2018-19	16-1	103/6.4	3-10	.300	1-1	1.000	9-10	.900	11-10	21	1.3	10-1	4	6	0	3		16/1.0
TOTAL	59-2	440/7.5	27-48	.563	6-13	.462	21-31	.677	33-50	83	1.4	58-1	35	30	0	15		81/1.4

SINGLE-GAME HIGHS

Points: 15, Pacific Lutheran -- 12/04/17

Rebounds: 9, at Utah Valley -- 01/12/19

Assists: 5, Pacific Lutheran -- 12/04/17

Steals: 3, Puget Sound -- 11/12/17 ; Pacific Lutheran -- 12/04/17

FG made: 6, Pacific Lutheran -- 12/04/17

FG attempts: 10, Pacific Lutheran -- 12/04/17

3FG made: 2, Pacific Lutheran -- 12/04/17

3FG attempts: 6, Pacific Lutheran -- 12/04/17

FT made: 6, at Utah Valley -- 01/12/19

FT attempts: 6, at Utah Valley -- 01/12/19



#13 Means, Morgan

Opponent	Date	gs	min	Total		3-Pointers		Free throws		Rebounds				pf	a	t/o	blk	stl	pts	avg	
				fg-fga	pct	3fg-fga	pct	ft-fga	pct	off	def	tot	avg								
at Stanford	11/06/18	*	31	5-7	.714	1-1	1.000	0-0	.000	0	1	1	1.0	2	2	2	0	0	11	11.0	
PUGET SOUND	11/08/18	*	34	3-7	.429	1-3	.333	2-2	1.000	1	6	7	4.0	2	7	3	0	4	9	10.0	
BRYANT	11/11/18	*	37	7-13	.538	2-5	.400	5-7	.714	0	8	8	5.3	2	3	3	0	0	21	13.7	
WASHINGTON ST.	11/14/18	*	31	3-8	.375	2-3	.667	3-4	.750	0	3	3	4.8	5	2	3	0	1	11	13.0	
SOUTHERN UTAH	11/18/18	*	39	5-15	.333	3-7	.429	1-1	1.000	4	3	7	5.2	5	2	0	0	1	14	13.2	
DENVER	11/23/18	*	32	8-13	.615	6-9	.667	4-4	1.000	0	3	3	4.8	3	2	0	0	2	26	15.3	
FAIRFIELD	11/24/18	*	35	1-7	.143	1-2	.500	13-16	.813	2	7	9	5.4	3	2	6	0	0	16	15.4	
LONGWOOD	11/25/18	*	35	6-15	.400	4-10	.400	3-3	1.000	0	5	5	5.4	3	4	3	0	1	19	15.9	
NORTHWEST (WA)	11/28/18	*	35	9-18	.500	3-6	.500	2-2	1.000	1	1	2	5.0	1	5	3	0	3	23	16.7	
EASTERN WASH.	12/01/18	*	40	5-11	.455	2-5	.400	4-5	.800	1	4	5	5.0	3	7	0	0	5	16	16.6	
OMAHA	12/06/18	*	30	1-6	.167	1-5	.200	2-2	1.000	1	4	5	5.0	5	5	1	0	0	5	15.5	
at Washington	12/09/18	*	40	8-16	.500	3-7	.429	2-2	1.000	0	2	2	4.8	4	3	2	0	3	21	16.0	
at Portland	12/17/18	*	35	4-10	.400	1-4	.250	7-10	.700	0	6	6	4.8	4	3	4	0	0	16	16.0	
PRAIRIE VIEW	12/20/18	*	32	8-13	.615	4-7	.571	2-2	1.000	0	4	4	4.8	4	4	1	0	2	22	16.4	
at California	12/29/18	*	40	4-12	.333	0-3	.000	16-16	1.000	2	4	6	4.9	4	3	4	0	1	24	16.9	
at CSU Bakersfield	01/03/19	*	30	0-4	.000	0-2	.000	7-7	1.000	0	1	1	4.6	4	1	5	0	0	7	16.3	
at Grand Canyon	01/05/19	*	33	1-10	.100	0-2	.000	0-1	.000	1	4	5	4.6	1	3	1	0	2	2	15.5	
at Utah Valley	01/12/19	*	39	7-17	.412	4-10	.400	2-2	1.000	1	1	2	4.5	5	4	3	0	2	20	15.7	
Totals			18	628	85-202	.421	38-91	.418	75-86	.872	14	67	81	4.5	60	62	44	0	27	283	15.7

Games played: 18
 Minutes/game: 34.9
 Points/game: 15.7
 FG Pct: 42.1
 3FG Pct: 41.8
 FT Pct: 87.2

Rebounds/game: 4.5
 Assists/game: 3.4
 Turnovers/game: 2.4
 Assist/turnover ratio: 1.4
 Steals/game: 1.5

CAREER STATS

		Total			3-Point			Rebounds											
Year	GP-GS	Min/Avg	FG-FGA	Pct	FG-FGA	Pct	FT-FTA	Pct	Off-Def	Tot	Avg	PF-FO	Ast	TO	Blk	Stl	Pts/Avg		
2016-17	29-29	683/23.6	67-165	.406	25-70	.357	36-56	.643	12-65	77	2.7	69-3	60	56	0	27	195/6.7		
2017-18	34-9	940/27.6	103-260	.396	29-103	.282	58-73	.795	22-101	123	3.6	81-0	95	80	3	28	293/8.6		
2018-19	18-18	628/34.9	85-202	.421	38-91	.418	75-86	.872	14-67	81	4.5	60-4	62	44	0	27	283/15.7		
TOTAL	81-56	2251/27.8	255-627	.407	92-264	.348	169-215	.786	48-233	281	3.5	210-7	217	180	3	82	771/9.5		

SINGLE-GAME HIGHS

Points: 26, Denver -- 11/23/18
 Rebounds: 9, Fairfield -- 11/24/18
 Assists: 13, Pacific Lutheran -- 12/04/17
 Steals: 5, Eastern Wash. -- 12/01/18
 Blocks: 1, Grand Canyon -- 01/06/18 ; at Kansas City -- 02/08/18 ; UT Rio Grande Valley -- 02/15/18
 FG made: 9, Northwest (WA) -- 11/28/18 ; Northwest University -- 12/01/16
 FG attempts: 18, Northwest (WA) -- 11/28/18
 3FG made: 6, Denver -- 11/23/18
 3FG attempts: 10, at Utah Valley -- 01/12/19 ; Longwood -- 11/25/18
 FT made: 16, at California -- 12/29/18
 FT attempts: 16, Fairfield -- 11/24/18 ; at California -- 12/29/18



#14 Vail, Matt

Opponent	Date	gs	min	Total		3-Pointers		Free throws		Rebounds				pf	a	t/o	blk	stl	pts	avg
				fg-fga	pct	3fg-fga	pct	ft-fga	pct	off	def	tot	avg							
at Stanford	11/06/18		1	0-0	.000	0-0	.000	0-0	.000	0	0	0	0.0	0	0	0	0	0	0	0.0
PUGET SOUND	11/08/18		1	0-0	.000	0-0	.000	0-0	.000	0	0	0	0.0	0	0	0	0	0	0	0.0
BRYANT	11/11/18		1	0-0	.000	0-0	.000	0-0	.000	0	0	0	0.0	0	0	0	0	0	0	0.0
DENVER	11/23/18		1	0-0	.000	0-0	.000	0-0	.000	0	0	0	0.0	0	0	0	0	0	0	0.0
LONGWOOD	11/25/18		2	0-0	.000	0-0	.000	0-0	.000	0	0	0	0.0	0	0	0	0	0	0	0.0
NORTHWEST (WA)	11/28/18		1	0-0	.000	0-0	.000	0-0	.000	0	0	0	0.0	0	1	0	0	0	0	0.0
PRAIRIE VIEW	12/20/18		4	0-0	.000	0-0	.000	0-0	.000	0	1	1	0.1	1	0	0	1	0	0	0.0
Totals		0	11	0-0	.000	0-0	.000	0-0	.000	0	1	1	0.1	1	1	0	1	0	0	0.0

Games played: 7
Minutes/game: 1.6

Rebounds/game: 0.1
Assists/game: 0.1
Assist/turnover ratio: 99.9
Blocks/game: 0.1

CAREER STATS

Year	GP-GS	Min/Avg	Total		3-Point		FT-FTA	Pct	Off-Def	Tot	Avg	PF-FO	Ast	TO	Blk	Stl	Pts/Avg
			FG-FGA	Pct	FG-FGA	Pct											
2018-19	7-0	11/1.6	0-0	.000	0-0	.000	0-0	.000	0-1	1	0.1	1-0	1	0	1	0	0/0.0
TOTAL	7-0	11/1.6	0-0	.000	0-0	.000	0-0	.000	0-1	1	0.1	1-0	1	0	1	0	0/0.0

SINGLE-GAME HIGHS

Rebounds: 1, Prairie View -- 12/20/18
Assists: 1, Northwest (WA) -- 11/28/18
Blocks: 1, Prairie View -- 12/20/18



#15 Hopkins, Trey

Opponent	Date	gs	min	Total		3-Pointers		Free throws		Rebounds				pf	a	t/o	blk	stl	pts	avg
				fg-fga	pct	3fg-fga	pct	ft-fga	pct	off	def	tot	avg							
at Stanford	11/06/18		6	0-0	.000	0-0	.000	0-0	.000	0	0	0	0.0	0	0	0	0	0	0	0.0
PUGET SOUND	11/08/18		6	3-5	.600	0-1	.000	1-2	.500	0	0	0	0.0	1	1	0	0	0	7	3.5
BRYANT	11/11/18		4	0-2	.000	0-0	.000	0-0	.000	1	0	1	0.3	0	0	1	0	1	0	2.3
WASHINGTON ST.	11/14/18		1	0-0	.000	0-0	.000	0-0	.000	0	1	1	0.5	0	0	0	0	0	0	1.8
DENVER	11/23/18		13	1-2	.500	0-1	.000	0-0	.000	1	0	1	0.6	0	0	0	0	0	2	1.8
FAIRFIELD	11/24/18		5	0-1	.000	0-1	.000	0-0	.000	0	1	1	0.7	0	0	1	0	0	0	1.5
LONGWOOD	11/25/18		2	0-1	.000	0-1	.000	0-0	.000	1	1	2	0.9	0	0	0	0	0	0	1.3
NORTHWEST (WA)	11/28/18		15	5-5	1.000	2-2	1.000	0-1	.000	1	2	3	1.1	1	0	0	0	0	12	2.6
OMAHA	12/06/18		3	0-1	.000	0-1	.000	0-0	.000	0	1	1	1.1	0	0	0	0	0	0	2.3
at Portland	12/17/18		0	0-0	.000	0-0	.000	0-0	.000	0	0	0	1.0	0	0	0	0	0	0	2.1
PRAIRIE VIEW	12/20/18		8	1-5	.200	0-2	.000	0-0	.000	0	0	0	0.9	2	0	1	0	0	2	2.1
at California	12/29/18		6	1-2	.500	0-1	.000	0-0	.000	1	1	2	1.0	2	0	1	0	0	2	2.1
at CSU Bakersfield	01/03/19 *		18	2-6	.333	1-3	.333	0-0	.000	0	1	1	1.0	2	1	2	0	0	5	2.3
at Grand Canyon	01/05/19		6	0-0	.000	0-0	.000	0-0	.000	0	0	0	0.9	1	0	0	0	1	0	2.1
at Utah Valley	01/12/19		8	0-0	.000	0-0	.000	2-2	1.000	3	0	3	1.1	3	0	0	0	0	2	2.1
Totals		1	101	13-30	.433	3-13	.231	3-5	.600	8	8	16	1.1	12	2	6	0	2	32	2.1

Games played: 15
Minutes/game: 6.7
Points/game: 2.1
FG Pct: 43.3
3FG Pct: 23.1
FT Pct: 60.0

Rebounds/game: 1.1
Assists/game: 0.1
Turnovers/game: 0.4
Assist/turnover ratio: 0.3
Steals/game: 0.1

CAREER STATS

Year	GP-GS	Min/Avg	Total		3-Point		FT-FTA	Pct	Off-Def	Tot	Avg	PF-FO	Ast	TO	Blk	Stl	Pts/Avg
			FG-FGA	Pct	FG-FGA	Pct											
2018-19	15-1	101/6.7	13-30	.433	3-13	.231	3-5	.600	8-8	16	1.1	12-0	2	6	0	2	32/2.1
TOTAL	15-1	101/6.7	13-30	.433	3-13	.231	3-5	.600	8-8	16	1.1	12-0	2	6	0	2	32/2.1

SINGLE-GAME HIGHS

Points: 12, Northwest (WA) -- 11/28/18
Rebounds: 3, at Utah Valley -- 01/12/19 ; Northwest (WA) -- 11/28/18
Assists: 1, at CSU Bakersfield -- 01/03/19 ; Puget Sound -- 11/08/18
Steals: 1, at Grand Canyon -- 01/05/19 ; Bryant -- 11/11/18
FG made: 5, Northwest (WA) -- 11/28/18
FG attempts: 6, at CSU Bakersfield -- 01/03/19
3FG made: 2, Northwest (WA) -- 11/28/18
3FG attempts: 3, at CSU Bakersfield -- 01/03/19
FT made: 2, at Utah Valley -- 01/12/19
FT attempts: 2, at Utah Valley -- 01/12/19 ; Puget Sound -- 11/08/18



#23 Brown, Terrell

Opponent	Date	gs	min	Total		3-Pointers		Free throws		Rebounds				pf	a	t/o	blk	stl	pts	avg	
				fg-fga	pct	3fg-fga	pct	ft-fa	pct	off	def	tot	avg								
at Stanford	11/06/18	*	24	6-15	.400	0-1	.000	4-6	.667	3	3	6	6.0	1	4	2	0	0	16	16.0	
PUGET SOUND	11/08/18		21	3-4	.750	0-0	.000	2-4	.500	0	4	4	5.0	3	3	3	0	1	8	12.0	
BRYANT	11/11/18		22	5-6	.833	0-0	.000	2-4	.500	1	2	3	4.3	5	3	0	0	2	12	12.0	
WASHINGTON ST.	11/14/18		33	6-9	.667	0-1	.000	9-11	.818	2	6	8	5.3	4	3	3	0	3	21	14.3	
SOUTHERN UTAH	11/18/18		32	2-10	.200	1-1	1.000	0-0	.000	1	6	7	5.6	4	9	1	2	0	5	12.4	
DENVER	11/23/18	*	37	3-11	.273	0-0	.000	2-5	.400	4	7	11	6.5	1	10	0	0	1	8	11.7	
FAIRFIELD	11/24/18	*	33	2-6	.333	0-0	.000	4-8	.500	1	4	5	6.3	2	5	0	0	1	8	11.1	
LONGWOOD	11/25/18	*	28	1-4	.250	0-1	.000	0-0	.000	2	0	2	5.8	4	5	2	0	2	2	10.0	
NORTHWEST (WA)	11/28/18	*	33	10-13	.769	0-1	.000	6-7	.857	2	12	14	6.7	1	6	1	0	2	26	11.8	
EASTERN WASH.	12/01/18	*	32	2-7	.286	0-1	.000	0-0	.000	0	7	7	6.7	2	9	2	0	1	4	11.0	
OMAHA	12/06/18	*	33	5-9	.556	0-0	.000	2-4	.500	1	10	11	7.1	4	5	2	1	0	12	11.1	
at Washington	12/09/18	*	37	2-9	.222	0-0	.000	1-2	.500	2	4	6	7.0	3	9	3	1	1	5	10.6	
at Portland	12/17/18	*	34	7-10	.700	0-0	.000	3-4	.750	2	9	11	7.3	2	1	5	0	1	17	11.1	
PRAIRIE VIEW	12/20/18	*	17	2-2	1.000	0-0	.000	4-4	1.000	1	2	3	7.0	1	5	3	0	0	8	10.9	
at California	12/29/18	*	36	4-10	.400	0-1	.000	2-3	.667	2	4	6	6.9	5	3	0	0	2	10	10.8	
at CSU Bakersfield	01/03/19	*	36	6-14	.429	1-4	.250	5-6	.833	1	9	10	7.1	1	5	2	0	1	18	11.3	
at Grand Canyon	01/05/19	*	35	5-16	.313	0-0	.000	2-4	.500	0	6	6	7.1	4	3	3	0	0	12	11.3	
at Utah Valley	01/12/19	*	35	6-16	.375	1-2	.500	3-4	.750	1	1	2	6.8	2	4	2	0	4	16	11.6	
Totals			14	558	77-171	.450	3-13	.231	51-76	.671	26	96	122	6.8	49	92	34	4	22	208	11.6

Games played: 18
Minutes/game: 31.0
Points/game: 11.6
FG Pct: 45.0
3FG Pct: 23.1
FT Pct: 67.1

Rebounds/game: 6.8
Assists/game: 5.1
Turnovers/game: 1.9
Assist/turnover ratio: 2.7
Steals/game: 1.2
Blocks/game: 0.2

CAREER STATS

Year	GP-GS	Min/Avg	Total		3-Point		FT-FTA	Pct	Off-Def	Tot	Avg	PF-FO	Ast	TO	Blk	Stl	Pts/Avg
			FG-FGA	Pct	FG-FGA	Pct											
2018-19	18-14	558/31.0	77-171	.450	3-13	.231	51-76	.671	26-96	122	6.8	49-2	92	34	4	22	208/11.6
TOTAL	18-14	558/31.0	77-171	.450	3-13	.231	51-76	.671	26-96	122	6.8	49-2	92	34	4	22	208/11.6

SINGLE-GAME HIGHS

Points: 26, Northwest (WA) -- 11/28/18
Rebounds: 14, Northwest (WA) -- 11/28/18
Assists: 10, Denver -- 11/23/18
Steals: 4, at Utah Valley -- 01/12/19
Blocks: 2, Southern Utah -- 11/18/18
FG made: 10, Northwest (WA) -- 11/28/18
FG attempts: 16, at Grand Canyon -- 01/05/19 ; at Utah Valley -- 01/12/19
3FG made: 1, at CSU Bakersfield -- 01/03/19 ; at Utah Valley -- 01/12/19 ; Southern Utah -- 11/18/18
3FG attempts: 4, at CSU Bakersfield -- 01/03/19
FT made: 9, Washington St. -- 11/14/18
FT attempts: 11, Washington St. -- 11/14/18



#24 Jones, Delante

Opponent	Date	gs	min	Total		3-Pointers		Free throws		Rebounds				pf	a	t/o	blk	stl	pts	avg	
				fg-fga	pct	3fg-fga	pct	ft-fa	pct	off	def	tot	avg								
at Stanford	11/06/18	*	22	1-9	.111	0-3	.000	0-0	.000	0	1	1	1.0	2	0	1	0	0	2	2.0	
PUGET SOUND	11/08/18	*	26	4-6	.667	1-2	.500	0-0	.000	0	2	2	1.5	2	1	0	0	0	9	5.5	
BRYANT	11/11/18	*	26	3-13	.231	1-7	.143	1-2	.500	3	4	7	3.3	1	0	2	0	1	8	6.3	
WASHINGTON ST.	11/14/18	*	36	7-15	.467	0-4	.000	1-2	.500	2	3	5	3.8	1	2	6	0	1	15	8.5	
SOUTHERN UTAH	11/18/18	*	31	6-13	.462	2-6	.333	2-2	1.000	0	1	1	3.2	2	0	5	0	1	16	10.0	
DENVER	11/23/18	*	28	4-7	.571	2-5	.400	1-3	.333	0	4	4	3.3	2	2	1	0	0	11	10.2	
FAIRFIELD	11/24/18	*	30	7-9	.778	1-2	.500	2-3	.667	0	3	3	3.3	2	3	4	0	0	17	11.1	
LONGWOOD	11/25/18	*	30	2-13	.154	2-7	.286	1-2	.500	2	0	2	3.1	1	4	1	0	0	7	10.6	
EASTERN WASH.	12/01/18	*	30	8-14	.571	2-5	.400	1-1	1.000	3	3	6	3.4	3	2	2	1	0	19	11.6	
OMAHA	12/06/18	*	37	9-14	.643	4-7	.571	4-5	.800	0	2	2	3.3	1	2	1	3	0	26	13.0	
at Washington	12/09/18	*	37	3-11	.273	2-5	.400	2-2	1.000	2	2	4	3.4	1	1	1	0	1	10	12.7	
at Portland	12/17/18	*	35	2-11	.182	1-3	.333	0-0	.000	1	5	6	3.6	3	0	2	1	0	5	12.1	
PRAIRIE VIEW	12/20/18	*	19	1-4	.250	1-3	.333	4-4	1.000	0	2	2	3.5	3	2	1	0	0	7	11.7	
at California	12/29/18	*	40	5-13	.385	2-3	.667	4-4	1.000	0	4	4	3.5	2	2	2	0	1	16	12.0	
at CSU Bakersfield	01/03/19	*	30	5-10	.500	4-7	.571	4-4	1.000	1	0	1	3.3	1	0	3	0	1	18	12.4	
at Grand Canyon	01/05/19	*	30	4-8	.500	2-3	.667	5-7	.714	1	2	3	3.3	3	0	3	0	1	15	12.6	
at Utah Valley	01/12/19	*	29	6-10	.600	3-5	.600	1-2	.500	0	3	3	3.3	4	1	5	0	1	16	12.8	
Totals			17	516	77-180	.428	30-77	.390	33-43	.767	15	41	56	3.3	34	22	40	5	8	217	12.8

Games played: 17
Minutes/game: 30.4
Points/game: 12.8
FG Pct: 42.8
3FG Pct: 39.0
FT Pct: 76.7

Rebounds/game: 3.3
Assists/game: 1.3
Turnovers/game: 2.4
Assist/turnover ratio: 0.6
Steals/game: 0.5
Blocks/game: 0.3

CAREER STATS

Year	GP-GS	Min/Avg	Total		3-Point		FT-FTA	Pct	Rebounds				PF-FO	Ast	TO	Blk	Stl	Pts/Avg
			FG-FGA	Pct	FG-FGA	Pct			Off-Def	Tot	Avg							
2015-16*	30-25	997/33.2	116-272	.426	39-106	.368	90-129	.698	26-81	107	3.6	82-0	54	79	6	22		361/12.0
2016-17*	30-30	949/31.6	121-298	.406	39-115	.339	63-92	.685	28-74	102	3.4	89-5	53	94	7	22		344/11.5
2018-19	17-17	516/30.4	77-180	.428	30-77	.390	33-43	.767	15-41	56	3.3	34-0	22	40	5	8		217/12.8
TOTAL	17-17	516/30.4	77-180	.428	30-77	.390	33-43	.767	15-41	56	3.3	34-0	22	40	5	8		217/12.8
All*	77-72	2462/32.0	314-750	.419	108-298	.362	186-264	.705	69-196	265	3.4	205-5	129	213	18	52		922/12.0

* Statistics from prior team/school

SINGLE-GAME HIGHS

Points: 26, Omaha -- 12/06/18
Rebounds: 7, Bryant -- 11/11/18
Assists: 4, Longwood -- 11/25/18
Steals: 1, 7 times
Blocks: 3, Omaha -- 12/06/18
FG made: 9, Omaha -- 12/06/18
FG attempts: 15, Washington St. -- 11/14/18
3FG made: 4, at CSU Bakersfield -- 01/03/19 ; Omaha -- 12/06/18
3FG attempts: 7, 4 times
FT made: 5, at Grand Canyon -- 01/05/19
FT attempts: 7, at Grand Canyon -- 01/05/19



#25 Hundal, Anand

Opponent	Date	gs	min	Total		3-Pointers		Free throws		Rebounds				pf	a	t/o	blk	stl	pts	avg
				fg-fga	pct	3fg-fga	pct	ft-fga	pct	off	def	tot	avg							
at Stanford	11/06/18		13	5-6	.833	3-4	.750	0-0	.000	2	1	3	3.0	2	0	0	0	0	13	13.0
PUGET SOUND	11/08/18		7	2-3	.667	0-0	.000	0-1	.000	2	1	3	3.0	1	0	0	0	0	4	8.5
BRYANT	11/11/18		3	1-1	1.000	0-0	.000	0-0	.000	1	0	1	2.3	2	0	0	0	0	2	6.3
WASHINGTON ST.	11/14/18		4	0-1	.000	0-1	.000	0-0	.000	0	0	0	1.8	0	0	0	1	1	0	4.8
SOUTHERN UTAH	11/18/18		4	0-0	.000	0-0	.000	0-0	.000	0	1	1	1.6	0	0	0	0	0	0	3.8
DENVER	11/23/18		5	1-1	1.000	0-0	.000	0-0	.000	1	4	5	2.2	2	0	0	0	0	2	3.5
FAIRFIELD	11/24/18		2	0-0	.000	0-0	.000	0-0	.000	0	1	1	2.0	3	0	0	0	0	0	3.0
LONGWOOD	11/25/18		2	0-0	.000	0-0	.000	0-0	.000	1	1	2	2.0	0	0	0	1	0	0	2.6
NORTHWEST (WA)	11/28/18		3	0-1	.000	0-1	.000	0-0	.000	0	0	0	1.8	0	0	0	1	0	0	2.3
PRAIRIE VIEW	12/20/18		7	0-2	.000	0-1	.000	0-0	.000	1	0	1	1.7	1	0	1	0	0	0	2.1
at CSU Bakersfield	01/03/19		1	0-0	.000	0-0	.000	0-0	.000	0	0	0	1.5	0	0	0	0	0	0	1.9
Totals		0	51	9-15	.600	3-7	.429	0-1	.000	8	9	17	1.5	11	0	1	3	1	21	1.9

Games played: 11

Minutes/game: 4.6

Points/game: 1.9

FG Pct: 60.0

3FG Pct: 42.9

FT Pct: 0.0

Rebounds/game: 1.5

Turnovers/game: 0.1

Steals/game: 0.1

Blocks/game: 0.3

CAREER STATS

Year	GP-GS	Min/Avg	Total		3-Point		FT-FTA	Pct	Off-Def	Tot	Avg	PF-FO	Ast	TO	Blk	Stl	Pts/Avg
			FG-FGA	Pct	FG-FGA	Pct											
2018-19	11-0	51/4.6	9-15	.600	3-7	.429	0-1	.000	8-9	17	1.5	11-0	0	1	3	1	21/1.9
TOTAL	11-0	51/4.6	9-15	.600	3-7	.429	0-1	.000	8-9	17	1.5	11-0	0	1	3	1	21/1.9

SINGLE-GAME HIGHS

Points: 13, at Stanford -- 11/06/18

Rebounds: 5, Denver -- 11/23/18

Steals: 1, Washington St. -- 11/14/18

Blocks: 1, Washington St. -- 11/14/18 ; Longwood -- 11/25/18 ; Northwest (WA) -- 11/28/18

FG made: 5, at Stanford -- 11/06/18

FG attempts: 6, at Stanford -- 11/06/18

3FG made: 3, at Stanford -- 11/06/18

3FG attempts: 4, at Stanford -- 11/06/18

FT attempts: 1, Puget Sound -- 11/08/18



#35 Grigsby, Riley

Opponent	Date	gs	min	Total		3-Pointers		Free throws		Rebounds				pf	a	t/o	blk	stl	pts	avg
				fg-fga	pct	3fg-fga	pct	ft-fga	pct	off	def	tot	avg							
at Stanford	11/06/18		8	1-4	.250	0-2	.000	0-0	.000	1	0	1	1.0	4	0	0	0	1	2	2.0
PUGET SOUND	11/08/18		13	0-3	.000	0-1	.000	3-4	.750	0	0	0	0.5	0	0	0	1	0	3	2.5
BRYANT	11/11/18	*	14	0-1	.000	0-1	.000	0-0	.000	0	2	2	1.0	3	1	1	0	0	0	1.7
WASHINGTON ST.	11/14/18	*	17	1-2	.500	0-1	.000	3-4	.750	0	4	4	1.8	4	1	1	2	0	5	2.5
SOUTHERN UTAH	11/18/18	*	16	0-1	.000	0-0	.000	0-0	.000	0	1	1	1.6	3	0	0	0	0	0	2.0
DENVER	11/23/18		16	2-5	.400	0-0	.000	2-2	1.000	1	4	5	2.2	1	0	0	2	0	6	2.7
FAIRFIELD	11/24/18		13	3-4	.750	0-0	.000	1-3	.333	2	4	6	2.7	3	0	0	0	0	7	3.3
LONGWOOD	11/25/18		9	1-1	1.000	0-0	.000	0-0	.000	0	1	1	2.5	4	0	0	0	0	2	3.1
NORTHWEST (WA)	11/28/18		10	2-3	.667	0-0	.000	1-2	.500	2	3	5	2.8	3	1	1	2	0	5	3.3
EASTERN WASH.	12/01/18		14	1-1	1.000	0-0	.000	0-0	.000	0	1	1	2.6	3	0	0	0	1	2	3.2
OMAHA	12/06/18		24	5-6	.833	0-1	.000	1-2	.500	1	3	4	2.7	1	0	0	3	0	11	3.9
at Washington	12/09/18		13	1-2	.500	0-0	.000	0-0	.000	0	0	0	2.5	2	1	0	1	0	2	3.8
at Portland	12/17/18		16	1-4	.250	0-1	.000	0-0	.000	1	0	1	2.4	2	0	2	0	0	2	3.6
PRAIRIE VIEW	12/20/18		10	2-2	1.000	0-0	.000	3-3	1.000	2	1	3	2.4	3	1	0	2	0	7	3.9
at California	12/29/18		4	0-0	.000	0-0	.000	0-0	.000	0	1	1	2.3	3	0	0	0	0	0	3.6
at CSU Bakersfield	01/03/19		13	0-1	.000	0-1	.000	0-0	.000	0	3	3	2.4	1	1	1	1	0	0	3.4
at Grand Canyon	01/05/19		7	1-2	.500	0-0	.000	4-4	1.000	1	1	2	2.4	1	0	0	0	0	6	3.5
at Utah Valley	01/12/19	*	14	1-2	.500	0-0	.000	0-0	.000	1	0	1	2.3	5	0	0	0	0	2	3.4
Totals		4	231	22-44	.500	0-8	.000	18-24	.750	12	29	41	2.3	46	6	6	14	2	62	3.4

Games played: 18
 Minutes/game: 12.8
 Points/game: 3.4
 FG Pct: 50.0
 3FG Pct: 0.0
 FT Pct: 75.0

Rebounds/game: 2.3
 Assists/game: 0.3
 Turnovers/game: 0.3
 Assist/turnover ratio: 1.0
 Steals/game: 0.1
 Blocks/game: 0.8

CAREER STATS

		Total			3-Point			Rebounds									
Year	GP-GS	Min/Avg	FG-FGA	Pct	FG-FGA	Pct	FT-FTA	Pct	Off-Def	Tot	Avg	PF-FO	Ast	TO	Blk	Stl	Pts/Avg
2018-19	18-4	231/12.8	22-44	.500	0-8	.000	18-24	.750	12-29	41	2.3	46-1	6	6	14	2	62/3.4
TOTAL	18-4	231/12.8	22-44	.500	0-8	.000	18-24	.750	12-29	41	2.3	46-1	6	6	14	2	62/3.4

SINGLE-GAME HIGHS

Points: 11, Omaha -- 12/06/18
 Rebounds: 6, Fairfield -- 11/24/18
 Assists: 1, 6 times
 Steals: 1, at Stanford -- 11/06/18 ; Eastern Wash. -- 12/01/18
 Blocks: 3, Omaha -- 12/06/18
 FG made: 5, Omaha -- 12/06/18
 FG attempts: 6, Omaha -- 12/06/18
 3FG attempts: 2, at Stanford -- 11/06/18
 FT made: 4, at Grand Canyon -- 01/05/19
 FT attempts: 4, at Grand Canyon -- 01/05/19 ; Puget Sound -- 11/08/18 ; Washington St. -- 11/14/18



#41 Wall, Joe

Opponent	Date	gs	min	Total		3-Pointers		Free throws		Rebounds				pf	a	t/o	blk	stl	pts	avg
				fg-fga	pct	3fg-fga	pct	ft-fta	pct	off	def	tot	avg							
at Stanford	11/06/18		1	1-1	1.000	1-1	1.000	0-0	.000	0	0	0	0.0	0	0	0	0	0	3	3.0
PUGET SOUND	11/08/18		2	0-1	.000	0-1	.000	0-0	.000	0	0	0	0.0	1	0	0	0	0	0	1.5
BRYANT	11/11/18		1	0-0	.000	0-0	.000	0-0	.000	0	0	0	0.0	0	0	0	0	0	0	1.0
LONGWOOD	11/25/18		2	0-1	.000	0-1	.000	0-0	.000	0	0	0	0.0	0	0	0	0	0	0	0.8
NORTHWEST (WA)	11/28/18		1	0-0	.000	0-0	.000	0-0	.000	0	0	0	0.0	0	0	0	0	0	0	0.6
PRAIRIE VIEW	12/20/18		3	1-2	.500	0-1	.000	0-0	.000	1	0	1	0.2	0	0	0	0	0	2	0.8
Totals		0	10	2-5	.400	1-4	.250	0-0	.000	1	0	1	0.2	1	0	0	0	0	5	0.8

Games played: 6

Rebounds/game: 0.2

Minutes/game: 1.7

Points/game: 0.8

FG Pct: 40.0

3FG Pct: 25.0

CAREER STATS

Year	GP-GS	Min/Avg	Total		3-Point		FT-FTA	Pct	Off-Def	Tot	Avg	PF-FO	Ast	TO	Blk	Stl	Pts/Avg
			FG-FGA	Pct	FG-FGA	Pct											
2018-19	6-0	10/1.7	2-5	.400	1-4	.250	0-0	.000	1-0	1	0.2	1-0	0	0	0	0	5/0.8
TOTAL	6-0	10/1.7	2-5	.400	1-4	.250	0-0	.000	1-0	1	0.2	1-0	0	0	0	0	5/0.8

SINGLE-GAME HIGHS

Points: 3, at Stanford -- 11/06/18

Rebounds: 1, Prairie View -- 12/20/18

FG made: 1, at Stanford -- 11/06/18 ; Prairie View -- 12/20/18

FG attempts: 2, Prairie View -- 12/20/18

3FG made: 1, at Stanford -- 11/06/18

3FG attempts: 1, 4 times



2018-19 BOX SCORES

Official Basketball Box Score -- Game Totals -- Final Statistics Seattle U vs Stanford 11/06/18 7:00 pm at Stanford, CA (Maples Pavilion)

Seattle U 74 • 0-1

#	Player	Total		3-Ptr		Rebounds			PF	TP	A	TO	Blk	Stl	Min
		FG-FGA	FG-FGA	FT-FTA	FT-FTA	Off	Def	Tot							
01	Carter, Myles	f	2-5	0-1	2-5	1	2	3	5	6	0	2	1	0	18
05	Kavas, Matej	g	4-7	1-3	4-6	1	3	4	3	13	0	2	0	0	34
13	Means, Morgan	g	5-7	0-1	0-0	0	1	1	2	11	2	2	0	0	31
23	Brown, Terrell	g	6-15	0-1	4-6	3	3	6	1	16	4	2	0	0	24
24	Jones, Delante	g	1-9	0-3	0-0	0	1	1	2	2	0	1	0	0	22
00	McDowell, Dashawn	g	2-7	0-0	0-0	1	2	3	4	4	0	0	0	1	19
02	Burke, Ian	g	0-0	0-0	1-2	1	0	1	0	1	0	0	0	0	3
10	Nettles, Aaron	g	0-1	0-1	0-0	0	0	0	2	0	0	1	0	0	9
11	Economou, Rip	g	1-2	0-1	0-0	0	0	0	0	2	0	0	0	0	5
12	Da Campo, Mattia	g	0-0	0-0	1-2	1	2	3	0	1	1	0	0	0	4
14	Vail, Matt	g	0-0	0-0	0-0	0	0	0	0	0	0	0	0	0	1
15	Hopkins, Trey	g	0-0	0-0	0-0	0	0	0	0	0	0	0	0	0	6
25	Hundal, Anand	g	5-6	3-4	0-0	2	1	3	2	13	0	0	0	0	13
35	Grigsby, Riley	g	1-4	0-2	0-0	1	0	1	4	2	0	0	0	1	8
41	Wall, Joe	g	1-1	1-1	0-0	0	0	0	0	3	0	0	0	0	1
Team						1	3	4							
Totals			28-64	6-18	12-21	12	18	30	25	74	7	11	1	2	198
FG % 1st Half: 14-28		50.0%	2nd half: 14-36		38.9%	Game: 28-64		43.8%	Deadball Rebounds 4,1						
3FG % 1st Half: 4-7		57.1%	2nd half: 2-11		18.2%	Game: 6-18		33.3%							
FT % 1st Half: 4-6		66.7%	2nd half: 8-15		53.3%	Game: 12-21		57.1%							

Stanford 96 • 2-0

#	Player	Total		3-Ptr		Rebounds			PF	TP	A	TO	Blk	Stl	Min
		FG-FGA	FG-FGA	FT-FTA	FT-FTA	Off	Def	Tot							
00	KZ Okpala	f	8-12	2-2	11-13	1	9	10	2	29	5	3	3	1	36
13	Oscar Da Silva	f	2-3	0-1	0-0	1	5	6	3	4	2	3	1	1	21
20	Josh Sharma	c	3-7	0-0	2-2	1	4	5	3	8	1	1	1	0	13
01	Daejon Davis	g	4-7	1-1	6-7	0	0	0	4	15	2	2	0	0	21
23	Cornac Ryan	g	5-8	5-6	1-1	3	4	7	2	16	1	1	0	2	33
04	Isaac White	g	0-1	0-1	2-2	0	0	0	1	2	0	1	0	0	6
11	Jaiden Delaire	g	3-7	2-3	0-0	0	5	5	8	0	2	0	1	0	25
14	Marcus Sheffield	g	2-5	1-1	5-6	1	0	1	1	10	1	0	0	0	20
15	Rodney Herenton	g	0-0	0-0	0-0	0	0	0	0	0	0	0	0	0	3
32	Lukas Kisunas	g	1-3	0-0	0-0	1	0	1	2	2	0	0	0	0	5
33	Trevor Stanback	g	1-3	0-0	0-2	1	2	3	0	2	0	0	0	0	17
Team						3	0	3							
Totals			29-56	11-15	27-33	10	28	38	23	96	12	13	6	4	200
FG % 1st Half: 11-26		42.3%	2nd half: 18-30		60.0%	Game: 29-56		51.8%	Deadball Rebounds 4,1						
3FG % 1st Half: 3-4		75.0%	2nd half: 8-11		72.7%	Game: 11-15		73.3%							
FT % 1st Half: 15-21		71.4%	2nd half: 12-12		100.0%	Game: 27-33		81.8%							

Officials: Randy McCall, Glen Mayberry, Chad Shepherd
Technical fouls: Seattle U-None. Stanford-None.
Attendance: 3365
2018-19 Men's Basketball. Round: 0. Seattle U vs Stanford. Played at .

Score by periods	1st	2nd	Total
Seattle U	36	38	74
Stanford	40	56	96

Official Basketball Box Score -- Game Totals -- Final Statistics Bryant vs Seattle U 11/11/18 7:00 pm at Kent, WA (accesso ShoWare Center)

Bryant 59 • 0-2

#	Player	Total		3-Ptr		Rebounds			PF	TP	A	TO	Blk	Stl	Min
		FG-FGA	FG-FGA	FT-FTA	FT-FTA	Off	Def	Tot							
01	Juan Cardenas	f	0-3	0-1	1-2	0	4	4	3	1	0	0	1	1	20
25	Patrick Harding	g	1-3	0-0	0-0	0	6	6	2	2	0	1	1	1	17
03	Byron Hawkins	g	5-12	2-7	7-10	0	1	1	1	19	1	1	0	1	34
11	Adam Grant	g	5-14	2-8	0-0	3	1	4	2	12	1	5	1	2	33
22	Joe Kasperzyk	g	3-6	0-2	3-3	0	0	0	5	9	1	3	1	2	19
02	Brandon Carroll	g	0-0	0-0	1-2	0	1	1	1	1	0	0	0	2	4
10	Taylor McHugh	g	1-3	1-3	0-0	1	1	2	1	3	4	1	0	0	27
13	Monty Urmilevicius	g	0-0	0-0	2-2	1	3	4	0	2	0	1	0	0	8
14	Kyle Cardaci	g	0-3	0-3	2-2	0	3	3	2	0	0	0	0	0	9
21	Tanner Johnson	g	0-2	0-2	0-0	0	0	0	1	0	0	1	0	0	11
54	Sebastian Townes	g	2-5	0-0	4-4	1	2	3	5	8	0	0	0	0	18
Team						0	0	0							
Totals			17-51	5-26	20-25	6	22	28	24	59	7	13	4	9	200
FG % 1st Half: 9-27		33.3%	2nd half: 8-24		33.3%	Game: 17-51		33.3%	Deadball Rebounds 3,2						
3FG % 1st Half: 2-11		18.2%	2nd half: 3-15		20.0%	Game: 5-26		19.2%							
FT % 1st Half: 4-4		100.0	2nd half: 16-21		76.2%	Game: 20-25		80.0%							

Seattle U 82 • 2-1

#	Player	Total		3-Ptr		Rebounds			PF	TP	A	TO	Blk	Stl	Min
		FG-FGA	FG-FGA	FT-FTA	FT-FTA	Off	Def	Tot							
01	Carter, Myles	f	10-17	1-1	4-6	6	5	11	4	25	2	3	3	0	33
05	Kavas, Matej	g	2-9	1-5	0-0	1	3	4	3	5	1	0	0	2	28
13	Means, Morgan	g	7-13	2-5	5-7	0	8	8	2	21	3	3	0	0	37
24	Jones, Delante	g	3-13	1-7	1-2	3	4	7	1	8	0	2	0	1	26
35	Grigsby, Riley	g	0-1	0-1	0-0	0	2	2	3	0	1	1	0	0	14
00	McDowell, Dashawn	g	0-0	0-0	0-0	0	1	1	0	0	0	1	0	0	6
02	Burke, Ian	g	0-0	0-0	3-4	0	1	1	2	3	0	2	0	1	4
10	Nettles, Aaron	g	2-3	2-3	0-0	0	1	1	0	6	0	0	0	0	15
11	Economou, Rip	g	0-0	0-0	0-0	0	0	0	1	0	0	0	0	0	3
12	Da Campo, Mattia	g	0-0	0-0	0-0	0	1	1	0	0	0	0	0	0	3
14	Vail, Matt	g	0-0	0-0	0-0	0	0	0	0	0	0	0	0	0	1
15	Hopkins, Trey	g	0-2	0-0	0-0	1	0	1	0	0	0	1	0	1	4
23	Brown, Terrell	g	5-6	0-0	2-4	1	2	3	5	12	3	0	0	2	22
25	Hundal, Anand	g	1-1	0-0	0-0	1	0	1	2	2	0	0	0	0	3
41	Wall, Joe	g	0-0	0-0	0-0	0	0	0	0	0	0	0	0	0	1
Team						0	0	0							
Totals			30-65	7-22	15-23	13	28	41	23	82	10	13	3	8	200
FG % 1st Half: 14-34		41.2%	2nd half: 16-31		51.6%	Game: 30-65		46.2%	Deadball Rebounds 6,2						
3FG % 1st Half: 2-9		22.2%	2nd half: 5-13		38.5%	Game: 7-22		31.8%							
FT % 1st Half: 3-5		60.0%	2nd half: 12-18		66.7%	Game: 15-23		65.2%							

Officials: Jimmy Casas, Greg Nixon, Mark Cook
Technical fouls: Bryant-None. Seattle U-None.
Attendance: 1236
2018-19 Men's Basketball. Round: 0. Bryant vs Seattle U. Played at .

Score by periods	1st	2nd	Total
Bryant	24	35	59
Seattle U	33	49	82

Start FG - Bryant 2nd-01:45, SU 2nd-00:47.
Largest lead - Bryant None, SU led for 36:01. Game was tied for 03:59.

Score tied - 2 times.
Lead changed - 0 times.

Official Basketball Box Score -- Game Totals -- Final Statistics Puget Sound vs Seattle U 11/08/18 7:00 pm at Seattle, WA (Redhawk Center)

Puget Sound 67

#	Player		Total			3-Ptr			Rebounds			PF	TP	A	TO	Blk	Stl	Min
			FG-FGA	FG-FGA	FT-FTA	FG-FGA	FG-FGA	FT-FTA	Off	Def	Tot							
24	Zion Shepherd	f	5-11	0-0	3-4	2	1	3	2	13	0	2	2	2	22			
20	Stellan Roberts	g	4-12	1-3	5-6	1	7	8	4	14	2	5	0	3	31			
21	Jimmy Woher	g	5-20	1-10	2-4	2	7	2	2	11	0	3	1	1	35			
25	Max Basile	g	1-5	1-2	4-4	1	5	6	0	0	0	0	0	0	35			
33	Gabriel Chaikin	g	4-6	0-1	5-7	1	1	2	3	13	0	1	0	1	23			
00	Kajhal Dillingham		0-0	0-0	2-2	0	0	0	0	2	0	0	0	0	5			
01	Cal Hansen		1-2	0-0	2-2	0	3	3	0	4	1	0	0	0	21			
05	Zach Gelacio		1-3	0-1	1-2	1	0	1	2	3	0	0	0	0	17			
22	Josh McMillan		0-0	0-0	0-0	0	2	2	2	0	0	0	0	0	7			
30	Isaiah Africano		0-0	0-0	0-0	0	1	1	5	0	0	1	0	0	10			
32	Griffin Webb		0-0	0-0	0-0	0	1	1	0	0	0	0	0	0	3			
	Team					0	0	0										
	Totals		21-59	3-17	22-27	8	21	29	24	67	3	18	2	8	199			
	FG % 1st Half:		10-31	32.3%	2nd half:	11-28	39.3%	Game:	21-59	35.6%								Deadball
	3FG % 1st Half:		2-8	25.0%	2nd half:	1-9	11.1%	Game:	3-17	17.6%								Rebounds
	FT % 1st Half:		4-4	100%	2nd half:	18-23	78.3%	Game:	22-27	81.5%								2.1



2018-19 BOX SCORES

Official Basketball Box Score -- Game Totals -- Final Statistics Southern Utah vs Seattle U 11/18/18 2:00 pm at Seattle, WA (Redhawk Center)

Southern Utah 73 • 2-0

#	Player	Total		3-Ptr		Rebounds		PF	TP	A	TO	Blk	Stl	Min
		FG-FGA	FG-FGA	FT-FTA	Off Def Tot									
25	Dwayne Morgan	r	3-8	1-4	0-0	0 5 5	3 7	0 3 1	1	27				
32	Andre Adams	r	6-14	0-3	3-4	2 6 8	2 15	0 1 0	0	30				
03	Jason Richardson	g	0-5	0-0	2-3	1 1 2	1 2	1 2 0	0	16				
04	Dre Marin	g	2-4	1-2	3-4	0 1 1	1 8	2 0 0	2	37				
23	Cameron Oluyitan	g	5-10	1-3	4-4	0 2 2	0 15	1 3 1	2	34				
02	Brandon Better	g	3-7	2-2	5-5	1 1 2	1 13	0 0 0	0	13				
10	Jacob Calloway	g	0-0	0-0	1-2	0 2 2	0 1	0 0 0	0	10				
15	Harrison Butler	g	3-4	0-0	3-5	2 6 8	3 9	1 2 0	0	23				
22	Ivan Madunic	g	1-3	1-2	0-0	0 5 5	2 3	1 0 1	0	10				
Team					1 6 7									
Totals			23-55	6-16	21-27	7 35 42	13 73	6 11 3	5	200				

FG % 1st Half: 10-29 34.5% 2nd half: 13-26 50.0% Game: 23-55 41.8% Deadball Rebounds 3
3FG % 1st Half: 3-11 27.3% 2nd half: 3-5 60.0% Game: 6-16 37.5%
FT % 1st Half: 12-14 85.7% 2nd half: 9-13 69.2% Game: 21-27 77.8%

Seattle U 70 • 3-2

#	Player	Total		3-Ptr		Rebounds		PF	TP	A	TO	Blk	Stl	Min
		FG-FGA	FG-FGA	FT-FTA	Off Def Tot									
01	Carter, Myles	r	7-10	0-0	0-5	2 5 7	3 14	2 1 3	0	25				
05	Kavas, Matej	g	5-13	2-7	0-0	1 6 7	2 12	0 3 0	2	32				
13	Means, Morgan	g	5-15	3-7	1-1	4 3 7	5 14	2 0 0	1	39				
24	Jones, Delante	g	6-13	2-6	2-2	0 1 1	2 16	0 5 0	1	31				
35	Grigsby, Riley	g	0-1	0-0	0-0	0 1 1	3 0	0 0 0	0	16				
10	Nettles, Aaron	g	3-5	3-5	0-0	0 2 2	3 9	0 0 0	2	17				
12	Da Campo, Mattia	g	0-2	0-0	0-0	0 0 0	0 0	0 1 0	0	4				
23	Brown, Terrell	g	2-10	1-1	0-0	1 6 7	4 5	1 2 0	0	32				
25	Hundal, Anand	g	0-0	0-0	0-0	0 1 1	0 0	0 0 0	0	4				
Team					2 3 5									
Totals			28-69	11-26	3-8	10 28 38	22 70	15 11 5	6	200				

FG % 1st Half: 13-33 39.4% 2nd half: 15-36 41.7% Game: 28-69 40.6% Deadball Rebounds 1
3FG % 1st Half: 4-11 36.4% 2nd half: 7-15 46.7% Game: 11-26 42.3%
FT % 1st Half: 1-1 100.0% 2nd half: 2-7 28.6% Game: 3-8 37.5%

Officials: Frank Harvey III, Michael Irving, Verne Harris
Technical fouls: Southern Utah-None. Seattle U-None.

Attendance: 999

2018-19 Men's Basketball. Round: 0. Seattle U vs Southern Utah. Played at .

Score by periods	1st	2nd	Total
Southern Utah	35	38	73
Seattle U	31	39	70

Points	In	Off	2nd	Fast	Bench
SU	30	9	7	14	26
SU	32	13	8	14	14

Last FG - SUU 2nd-01:53, SU 2nd-00:02.

Score tied - 5 times.

Official Basketball Box Score -- Game Totals -- Final Statistics Fairfield vs Seattle U 11/24/18 3:00 pm at Seattle, WA (Redhawk Center)

Fairfield 80 • 1-5

#	Player	Total		3-Ptr		Rebounds		PF	TP	A	TO	Blk	Stl	Min
		FG-FGA	FG-FGA	FT-FTA	Off Def Tot									
13	Jonathan Kasibabu	c	2-4	0-2	3-6	1 1 2	5 7	3 1 0	1	12				
00	Neffali Alvarez	g	7-15	2-4	0-1	1 3 4	3 16	3 3 0	0	25				
02	Taj Benning	g	1-6	0-1	3-3	0 3 3	4 5	2 1 0	1	27				
24	Jesus Cruz	g	6-11	1-3	0-0	2 4 6	5 13	0 0 0	1	29				
25	Landon Taliaferro	g	4-10	4-4	0-0	0 0 0	4 12	1 1 0	0	26				
01	Felix Lemetti	g	3-6	3-5	0-1	0 1 1	4 9	1 0 0	0	26				
05	Aidas Kavaliauskas	g	1-1	1-1	2-2	0 0 0	2 5	1 0 0	1	16				
11	Calvin Whipple	g	0-3	0-3	0-0	1 1 2	1 0	0 0 1	0	11				
14	Matija Milin	g	1-4	0-1	2-2	1 1 2	2 4	0 0 0	0	11				
15	Wassef Methnani	g	2-7	0-2	5-5	0 3 3	3 9	0 0 1	1	17				
Team					0 0 0									
Totals			27-67	11-26	15-20	6 17 23	33 80	11 7 2	6	200				

FG % 1st Half: 10-34 29.4% 2nd half: 17-33 51.5% Game: 27-67 40.3% Deadball Rebounds 3,2
3FG % 1st Half: 4-17 23.5% 2nd half: 7-9 77.8% Game: 11-26 42.3%
FT % 1st Half: 7-8 87.5% 2nd half: 8-12 66.7% Game: 15-20 75.0%

Seattle U 83 • 5-2

#	Player	Total		3-Ptr		Rebounds		PF	TP	A	TO	Blk	Stl	Min
		FG-FGA	FG-FGA	FT-FTA	Off Def Tot									
01	Carter, Myles	r	4-5	0-0	4-7	0 5 5	5 12	0 4 4	0	25				
05	Kavas, Matej	g	6-11	3-3	5-6	1 8 9	1 20	2 0 0	0	39				
13	Means, Morgan	g	1-7	1-2	13-16	2 7 9	3 16	2 6 0	0	35				
23	Brown, Terrell	g	2-6	0-0	4-8	1 4 5	2 8	5 0 0	1	33				
24	Jones, Delante	g	7-9	1-2	2-3	0 3 3	2 17	3 4 0	0	30				
10	Nettles, Aaron	g	1-2	1-2	0-0	0 2 2	2 3	1 0 0	0	16				
12	Da Campo, Mattia	g	0-0	0-0	0-0	1 0 1	0 0	0 0 0	0	2				
15	Hopkins, Trey	g	0-1	0-1	0-0	0 1 1	0 0	0 1 0	0	5				
25	Hundal, Anand	g	0-0	0-0	0-0	1 1 1	3 0	0 0 0	0	2				
35	Grigsby, Riley	g	3-4	0-0	1-3	2 4 6	3 7	0 0 0	0	13				
Team					0 0 0									
Totals			24-45	6-10	29-43	7 35 42	21 83	13 16 4	1	200				

FG % 1st Half: 10-19 52.6% 2nd half: 14-26 53.8% Game: 24-45 53.3% Deadball Rebounds 9,1
3FG % 1st Half: 4-6 66.7% 2nd half: 2-4 50.0% Game: 6-10 60.0%
FT % 1st Half: 14-22 63.6% 2nd half: 15-21 71.4% Game: 29-43 67.4%

Officials: Marc A. Beasley, Jimmy Casas, Gregory Nixon
Technical fouls: Fairfield-None. Seattle U-None.

Attendance: 809

2018-19 Men's Basketball. Round: 0. Fairfield vs Seattle U. Played at .

Score by periods	1st	2nd	Total
Fairfield	31	49	80
Seattle U	38	45	83

Points	In	Off	2nd	Fast	Bench
FU	30	15	4	9	27
SU	28	9	8	9	10

@seattleumb • #TogetherWeSoar

Official Basketball Box Score -- Game Totals -- Final Statistics Denver vs Seattle U 11/23/18 3:00 pm at Seattle, WA (Redhawk Center)

Denver 63 • 1-3

#	Player	Total		3-Ptr		Rebounds		PF	TP	A	TO	Blk	Stl	Min
		FG-FGA	FG-FGA	FT-FTA	Off Def Tot									
25	Ronnie Harrell Jr.	r	2-8	0-2	1-2	0 1 1	2 4	2 3 0	0	23				
30	Donoven Carlisle	r	3-4	1-1	1-2	2 6 8	1 8	1 0 1	2	31				
32	Abiola Akintola	r	1-8	0-0	0-0	3 4 7	2 2	0 0 0	0	17				
00	Ade Murkey	g	2-5	0-0	1-2	0 2 2	2 5	1 2 2	0	23				
04	Taelyr Gatlin	g	4-7	2-2	0-0	0 2 2	2 10	2 1 0	0	27				
01	David Nzekwesi	g	0-2	0-1	6-6	0 5 5	0 6	1 0 0	0	11				
03	Jase Townsend	g	4-11	3-6	0-0	0 3 3	2 11	1 3 0	0	21				
05	Elvin Rodriguez	g	3-4	0-0	2-3	1 0 1	1 8	1 0 0	0	16				
10	Joseph Lanzi	g	3-6	1-3	0-0	1 1 2	0 7	0 0 0	0	15				
12	Alperen Kurnaz	g	1-6	0-2	0-0	1 4 5	5 2	1 2 0	0	16				
Team					0 0 0									
Totals			23-61	7-17	10-13	8 28 36	17 63	10 12 4	2	200				

FG % 1st Half: 11-33 33.3% 2nd half: 12-28 42.9% Game: 23-61 37.7% Deadball Rebounds 1,1
3FG % 1st Half: 4-8 50.0% 2nd half: 3-9 33.3% Game: 7-17 41.2%
FT % 1st Half: 2-2 100.0% 2nd half: 8-11 72.7% Game: 10-13 76.9%

Seattle U 82 • 4-2

#	Player		Total			3-Ptr		Rebounds			PF	TP	A	TO	Blk	Stl	Min
			FG-FGA	FG-FGA	FT-FTA	Off	Def	Tot									
01	Carter, Myles	f	4-6	0-0	1-2	0	2	2	4	9	1	2	2	0		19	
05	Kavas, Matej	g	5-13	3-9	2-2	1	6	7	0	15	0	3	0	0		31	
13	Means, Morgan	g	8-13	6-9	4-4	0	3	3	3	26	2	0	0	2		32	
23	Brown, Terrell	g	3-11	0-0	2-5	4	7	11	1	8	10	0	0	1		37	
24	Jones, Delante	g	4-7	2-5	1-3	0	4	4	2	11	2	1	0	0		28	
02	Burke, Ian	g	0-1	0-1	0-0	0	0	0	0	0	0	0	0	0		2	
10	Nettles, Aaron	g	1-3	1-1	0-0	0	0	0	1	3	0	0	0	0		9	
11	Economou, Rip	g	0-1	0-1	0-0	0	0	0	1	0	0	0	0	0		3	
12	Da Campo, Mattia	g	0-0	0-0	0-0	0	0	0	0	0	0	1	0	0		4	
14	Vail, Matt	g	0-0	0-0	0-0	0	0	0	0	0	0	0	0	0		1	
15	Hopkins, Trey	g	1-2	0-1	0-0	1	0	1	0	2	0	0	0	0		13	
25	Hundal, Anand	g	1-1	0-0	0-0	1	4	5	2	2	0	0	0	0		5	
35	Grigsby, Riley	g	2-5	0-0	2-2	1	4	5	1	6	0	0	2	0		16	
	Team					0	1	1									
Totals			29-63	12-27	12-18	8	31	39	15	82	15	7	4	3		200	



2018-19 BOX SCORES

Official Basketball Box Score -- Game Totals -- Final Statistics Northwest (WA) vs Seattle U 11/28/18 7:00 pm at Seattle, WA (Redhawk Center)

Northwest (WA) 72 • 0-1

#	Player	Total		3-Ptr		Rebounds			PF	TP	A	TO	Blk	Stl	Min
		FG-FGA	FG-FGA	FT-FTA	FT-FTA	Off	Def	Tot							
01	Jaden Jenkins	*	4-7	1-3	0-0	0	2	2	5	9	1	2	0	0	19
05	Ryan Ricks	*	1-3	0-0	0-0	2	0	2	4	2	4	3	0	0	17
11	Nick Navarro	*	9-17	5-8	2-3	2	3	5	0	25	0	1	1	0	34
21	Josh Meyer	*	1-10	1-5	2-2	3	8	11	2	5	3	1	1	0	29
22	Hussayn Ford	*	5-15	0-1	0-2	0	7	7	3	10	1	1	0	1	26
02	Alex Smith		4-11	2-2	2-2	2	3	5	2	12	1	1	1	0	19
03	Arturo Palacios		2-6	0-1	0-0	0	0	0	2	4	2	3	0	3	22
10	Daniel Ghebremichael		1-1	0-0	0-0	0	0	0	0	2	0	1	0	0	4
12	Jase Paulsen		1-1	1-1	0-0	0	0	0	1	3	0	0	0	0	5
24	Jason Brown, Jr.		0-3	0-2	0-0	1	0	1	2	0	2	1	0	0	16
25	Payton Glasser		0-0	0-0	0-0	0	0	0	0	0	1	0	0	0	5
XX	Totals		0-0	0-0	0-0	0	0	0	0	0	0	0	0	0	4
Team						0	0	0							
Totals			28-74	10-23	6-9	10	23	33	21	72	15	14	3	4	200

FG % 1st Half: 15-40 37.5% 2nd half: 13-34 38.2% Game: 28-74 37.8%
3FG % 1st Half: 4-13 30.8% 2nd half: 6-10 60.0% Game: 10-23 43.5%
FT % 1st Half: 1-1 100.0 2nd half: 5-8 62.5% Game: 6-9 66.7%

Seattle U 107 • 7-2

#	Player	Total		3-Ptr		Rebounds			PF	TP	A	TO	Blk	Stl	Min
		FG-FGA	FG-FGA	FT-FTA	FT-FTA	Off	Def	Tot							
01	Carter, Myles	f	5-13	0-0	2-2	4	10	14	3	12	0	0	7	0	35
05	Kavas, Matej	g	3-12	2-8	4-4	0	3	3	1	12	1	2	0	0	31
10	Nettles, Aaron	g	4-7	2-5	0-0	0	0	0	2	10	0	2	0	0	21
13	Means, Morgan	g	9-18	3-6	2-2	1	1	2	1	23	5	3	0	0	35
23	Brown, Terrell	g	10-13	0-1	6-7	2	12	14	1	26	6	1	0	2	33
02	Burke, Ian		0-0	0-0	0-0	0	2	2	0	0	0	0	0	1	5
11	Economou, Rip		0-1	0-0	0-0	2	1	3	0	0	0	0	0	0	4
12	Da Campo, Mattia		2-2	1-1	2-2	0	0	0	0	7	0	0	0	0	6
14	Vail, Matt		0-0	0-0	0-0	0	0	0	0	0	1	0	0	0	1
15	Hopkins, Trey		5-5	2-2	0-1	1	2	3	1	12	0	0	0	0	15
25	Hundal, Anand		0-1	0-1	0-0	0	0	0	0	0	0	0	1	0	3
35	Grigsby, Riley		2-3	0-0	1-2	2	3	5	3	5	1	1	2	0	10
41	Wall, Joe		0-0	0-0	0-0	0	0	0	0	0	0	0	0	0	1
Team						0	0	0							
Totals			40-75	10-24	17-20	12	34	46	12	107	14	9	10	6	200

FG % 1st Half: 15-35 42.9% 2nd half: 25-40 62.5% Game: 40-75 53.3%
3FG % 1st Half: 4-12 33.3% 2nd half: 6-12 50.0% Game: 10-24 41.7%
FT % 1st Half: 11-12 91.7% 2nd half: 6-8 75.0% Game: 17-20 85.0%

Officials: Nate Melson, Chad Shepherd, Shawn Lehigh
Technical fouls: Northwest (WA)-None. Seattle U-None.
Attendance: 824
2018-19 Men's Basketball. Round: 0. Northwest (WA) vs Seattle U. Played at .

Score by periods		1st	2nd	Total
Northwest (WA)		35	37	72
Seattle U		45	62	107

	In	Off	2nd	Fast	Bench
Points NW	30	6	9	6	21
SU	54	21	10	4	24

Official Basketball Box Score -- Game Totals -- Final Statistics Omaha vs Seattle U 12/06/18 7:00 pm at Seattle, WA (Redhawk Center)

Omaha 71 • 3-6

#	Player	Total		3-Ptr		Rebounds			PF	TP	A	TO	Blk	Stl	Min
		FG-FGA	FG-FGA	FT-FTA	FT-FTA	Off	Def	Tot							
40	Matt Pile	f	4-8	0-0	2-6	4	7	11	2	10	0	2	0	1	28
44	Mitch Hahn		2-11	1-4	2-2	1	2	3	3	7	1	0	0	0	28
00	JT Gibson	g	4-9	1-3	4-4	1	1	2	3	13	3	1	0	1	37
05	KJ Robinson	g	5-12	5-9	2-4	0	0	0	3	17	2	4	0	2	36
21	Zach Jackson	g	3-10	1-3	5-5	0	2	2	4	12	1	1	0	0	25
01	Elishja Duplechan		0-1	0-0	0-0	0	0	0	1	0	0	0	0	0	5
10	Ayo Akinwale		0-1	0-0	0-0	0	2	2	1	0	1	1	0	0	16
13	Wanjiang Tut		1-3	0-0	0-0	0	2	2	3	2	0	0	1	0	11
20	Hayden Miller		0-0	0-0	0-0	0	0	0	0	0	0	0	0	0	1
22	Brett Barney		4-4	1-1	1-2	0	1	1	3	10	0	0	0	0	12
33	Evan Tricker		0-0	0-0	0-0	0	0	0	0	0	0	0	0	0	1
Team						0	0	0							
Totals			23-59	9-20	16-23	6	17	23	23	71	8	9	1	4	200

FG % 1st Half: 12-31 38.7% 2nd half: 11-28 39.3% Game: 23-59 39.0%
3FG % 1st Half: 5-11 45.5% 2nd half: 4-9 44.4% Game: 9-20 45.0%
FT % 1st Half: 6-9 66.7% 2nd half: 10-14 71.4% Game: 16-23 69.6%

Seattle U 90 • 9-2

#	Player	Total		3-Ptr		Rebounds			PF	TP	A	TO	Blk	Stl	Min
		FG-FGA	FG-FGA	FT-FTA	FT-FTA	Off	Def	Tot							
01	Carter, Myles	f	3-6	0-0	1-2	2	3	5	3	7	0	4	2	0	15
05	Kavas, Matej	g	7-12	6-9	6-6	0	6	6	1	26	1	2	0	0	39
13	Means, Morgan	g	1-6	1-5	2-2	1	4	5	5	5	1	0	0	0	30
23	Brown, Terrell	g	5-9	0-0	2-4	1	10	11	4	12	5	2	1	0	33
24	Jones, Delante	g	9-14	4-7	4-5	0	2	2	1	26	2	1	3	0	37
10	Nettles, Aaron		1-3	0-2	1-2	0	2	2	3	3	1	1	0	1	19
12	Da Campo, Mattia		0-0	0-0	0-0	0	0	0	0	0	0	0	0	0	0
15	Hopkins, Trey		0-1	0-1	0-0	0	1	1	0	0	0	0	0	0	3
35	Grigsby, Riley		5-6	0-1	1-2	1	3	4	1	11	0	0	3	0	24
Team						0	0	0							
Totals			31-57	11-25	17-23	5	31	36	18	90	14	12	9	1	200

FG % 1st Half: 14-29 48.3% 2nd half: 17-28 60.7% Game: 31-57 54.4%
3FG % 1st Half: 7-15 46.7% 2nd half: 4-10 40.0% Game: 11-25 44.0%
FT % 1st Half: 4-6 66.7% 2nd half: 13-17 76.5% Game: 17-23 73.9%

Officials: Mike Scyphers, Deldre Carr, Michael Greenstein
Technical fouls: Omaha-None. Seattle U-None.
Attendance: 873
2018-19 Men's Basketball. Round: 0. Omaha vs Seattle U. Played at .

Score by periods		1st	2nd	Total
Omaha		35	36	71
Seattle U		39	51	90

	In	Off	2nd	Fast	Bench
Points UNO	24	21	3	11	12
SU	34	15	2	7	14

Last FG - UNO 2nd-01:59, SU 2nd-00:55.
Largest lead - UNO by 2 1st-19:11, SU by 19 2nd-00:55.
UNO led for 03:36. SU led for 33:30. Game was tied for 02:54.

Score tied - 4 times.
Lead changed - 7 times.

Official Basketball Box Score -- Game Totals -- Final Statistics Eastern Wash. vs Seattle U 12/01/18 5:00 pm at Seattle, WA (Redhawk Center)

Eastern Wash. 68 • 1-5

#	Player	Total		3-Ptr		Rebounds			PF	TP	A	TO	Blk	Stl	Min
		FG-FGA	FG-FGA	FT-FTA	FT-FTA	Off	Def	Tot							
34	Jesse Hunt	f	9-16	3-7	5-7	2	8	10	4	26	1	2	0	1	31
02	Ty Gibson	g	0-3	0-3	0-0	1	2	3	3	0	0	0	0	0	26
10	Jacob Davison	g	1-5	0-3	1-1	0	2	2	1	3	1	2	0	0	21
11	Jack Perry	g	1-6	0-4	0-0	1	6	7	0	2	2	1	0	0	36
13	Luka Vulicic	g	7-12	0-3	4-6	0	3	3	3	18	3	2	0	0	29
00	Tyler Kidd		1-1	0-0	0-0	0	0	0	1	2	0	1	0	0	5
01	Austin Fadal		2-5	0-3	0-0	0	0	0	1	4	0	1	0	0	14
20	Cody Benzell		2-4	1-3	0-0	0	0	0	1	5	0	0	0	0	15
22	Elijah Jackson		2-2	0-0	1-4	0	2	2	3	5	1	1	1	1	13
24	Kim Aiken Jr.		0-1	0-1	0-0	0	5	5	0	0	1	0	0	0	4
35	Tanner Groves		1-3	1-1	0-0	1	0	1	2	3	0	1	0	0	6
Team						0	0	0							
Totals			26-58	5-28	11-18	5	28	33	19	68	9	11	1	2	200

FG % 1st Half: 11-32 34.4% 2nd half: 15-26 57.7% Game: 26-58 44.8%
3FG % 1st Half: 2-17 11.8% 2nd half: 3-11 27.3% Game: 5-28 17.9%
FT % 1st Half: 1-1 100.0 2nd half: 10-17 58.8% Game: 11-18 61.1%

Seattle U 88 • 8-2

#	Player		Total	3-Ptr	FT-FTA	Rebounds			PF	TP	A	TO	Blk	Stl	Min
			FG-FGA	FG-FGA		Off	Def	Tot							
01	Carter, Myles	f	10-15	0-0	3-9	2	6	8	2	23	0	1	1	0	30
05	Kavas, Matej	g	7-14	4-7	0-0	0	6	6	2	18	0	0	0	1	37
13	Means, Morgan		5-11	2-5	4-5	1	4	5	3	16	7	0	0	5	40
23	Brown, Terrell		2-7	0-1	0-0	0	7	7	2	4	9	2	0	1	32
24	Jones, Delante	g	8-14	2-5	1-1	3	3	6	3	19	2	2	1	0	30
26	Nettles, Aaron		2-5	1-4	1-2	0	1	1	1	6	1	0	0	2	17
35	Grigsby, Riley		1-1	0-0	0-0	0	1	1	3	2	0	0	0	1	14
	Team					0	0	0							
	Totals		35-67	9-22	9-17	6	28	34	16	88	19	5	2	10	200



2018-19 BOX SCORES

Official Basketball Box Score -- Game Totals -- Final Statistics Seattle U vs Portland 12/17/18 7:00 pm at Portland, OR (Chiles Center)

Seattle U 67 • 10-3

#	Player	Total		3-Ptr		Rebounds			PF	TP	A	TO	Blk	Stl	Min
		FG-FGA	FG-FGA	FT-FTA	FT-FTA	Off	Def	Tot							
12	Carter, Myles	f	3-5	0-0	5-7	4	8	12	4	11	0	1	2	2	30
05	Kavas, Matej	g	4-9	2-4	1-4	0	5	5	2	11	0	2	1	0	35
13	Means, Morgan	g	4-10	1-4	7-10	0	6	6	4	16	3	4	0	0	35
23	Brown, Terrell	g	7-10	0-0	3-4	2	9	11	2	17	1	5	0	1	34
24	Jones, Delante	g	2-11	1-3	0-0	1	5	6	3	5	0	2	1	0	35
10	Nettles, Aaron	g	1-2	1-2	2-2	0	0	0	2	5	0	0	0	0	15
12	Da Campo, Mattia	g	0-0	0-0	0-0	0	0	0	0	0	0	0	0	0	0+
15	Hopkins, Trey	g	0-0	0-0	0-0	0	0	0	0	0	0	0	0	0	0+
35	Grigsby, Riley	g	1-4	0-1	0-0	1	0	1	2	2	0	2	0	0	16
Team						2	0	2							
Totals			22-51	5-14	18-27	10	33	43	19	67	4	16	4	3	200

FG % 1st Half: 15-27 55.6% 2nd half: 7-24 29.2% Game: 22-51 43.1% Deadball Rebounds 6
3FG % 1st Half: 4-7 57.1% 2nd half: 1-7 14.3% Game: 5-14 35.7%
FT % 1st Half: 5-10 50.0% 2nd half: 13-17 76.5% Game: 18-27 66.7%

Portland 56 • 6-7

#	Player	Total		3-Ptr		Rebounds			PF	TP	A	TO	Blk	Stl	Min
		FG-FGA	FG-FGA	FT-FTA	FT-FTA	Off	Def	Tot							
12	Theo Akwuba	c	0-2	0-0	0-2	1	0	1	3	0	0	0	1	0	9
02	JoJo Walker	g	5-13	1-4	2-4	1	3	4	3	13	2	2	0	5	34
10	Marcus Shaver Jr.	g	4-16	3-7	0-0	0	1	1	5	11	1	3	0	1	31
11	Josh McSwiggan	g	5-12	2-6	2-2	1	4	5	2	14	2	3	0	0	35
13	Franklin Porter	g	1-6	0-2	0	0	5	5	4	2	3	2	1	0	38
01	Malcolm Porter	g	0-1	0-0	1-2	0	0	0	0	1	0	0	0	0	5
14	Tahirou Diabate	g	2-3	0-0	0-3	1	3	4	2	4	0	2	2	0	19
32	Hugh Hogland	g	1-1	0-0	2-6	5	1	6	2	4	0	2	1	0	10
33	Jacob Tryon	g	2-3	0-0	0-0	2	2	4	0	4	1	1	0	0	9
55	Xavier Hallinan	g	1-1	1-1	0-0	0	0	0	0	3	1	0	0	0	10
Team						2	2	4							
Totals			21-58	7-20	7-19	13	21	34	21	56	10	15	5	6	200

FG % 1st Half: 8-25 32.0% 2nd half: 13-33 39.4% Game: 21-58 36.2% Deadball Rebounds 3,1
3FG % 1st Half: 4-9 44.4% 2nd half: 3-11 27.3% Game: 7-20 35.0%
FT % 1st Half: 2-6 33.3% 2nd half: 5-13 38.5% Game: 7-19 36.8%

Officials: Levon Zakarian, Mike Scyphers, Eric Curry
Technical fouls: Seattle U-None. Portland-Tahirou Diabate.
Attendance: 1553
2018-19 Men's Basketball. Round: 0. Portland vs Seattle U. Played at .

Score by periods			1st	2nd	Total							
Seattle U	39	28	67			Points	In Paint	Off T/O	2nd Chance	Fast Break	Bench	
Portland	22	34	56			SU	26	13	12	8	7	
						UP	22	10	16	9	16	

Last FG - SU 2nd-01:45, UP 2nd-00:47.
Largest lead - SU by 21 2nd-02:48, UP None.
SU led for 39:16. UP led for 00:00. Game was tied for 00:44.
Score tied - 0 times.
Lead changed - 0 times.

Official Basketball Box Score -- Game Totals -- Final Statistics Seattle U vs California 12/29/18 5:00 pm at Berkeley, CA (Haas Pavilion)

Seattle U 82 • 12-3

#	Player	Total		3-Ptr		Rebounds			PF	TP	A	TO	Blk	Stl	Min
		FG-FGA	FG-FGA	FT-FTA	FT-FTA	Off	Def	Tot							
01	Carter, Myles	f	11-18	0-0	4-7	4	9	13	4	26	0	3	1	0	40
12	Da Campo, Mattia	g	0-0	0-0	0-0	1	1	2	5	0	0	1	0	2	27
13	Means, Morgan	g	4-12	0-3	16-16	2	4	6	4	24	3	4	0	1	40
23	Brown, Terrell	g	4-10	0-1	2-3	2	4	6	5	10	3	0	0	2	36
24	Jones, Delante	g	5-13	2-3	4-4	0	4	4	2	16	2	2	0	1	40
10	Nettles, Aaron	g	0-0	0-0	4-6	0	0	0	3	4	0	0	0	0	7
15	Hopkins, Trey	g	1-2	0-1	0-0	1	1	2	2	2	0	1	0	0	6
35	Grigsby, Riley	g	0-0	0-0	0-0	0	1	1	3	0	0	0	0	0	4
Team						4	0	4							
Totals			25-55	2-8	30-36	14	24	38	28	82	8	11	1	6	200

FG % 1st Half: 15-26 57.7% 2nd half: 10-29 34.5% Game: 25-55 45.5% Deadball Rebounds 4
3FG % 1st Half: 1-5 20.0% 2nd half: 1-3 33.3% Game: 2-8 25.0%
FT % 1st Half: 9-11 81.8% 2nd half: 21-25 84.0% Game: 30-36 83.3%

California 73 • 5-7

#	Player	Total		3-Ptr		Rebounds			PF	TP	A	TO	Blk	Stl	Min
		FG-FGA	FG-FGA	FT-FTA	FT-FTA	Off	Def	Tot							
11	Justice Sueing	f	4-11	1-5	6-6	1	3	4	3	15	2	0	0	0	36
22	Andre Kelly	g	2-6	0-0	3-4	5	5	10	5	7	2	2	4	1	34
34	Grant Anticevich	f	1-3	1-2	0-0	2	1	3	2	3	0	2	0	0	15
01	Darius McNeill	g	7-15	2-6	3-5	0	1	1	4	19	1	0	0	0	34
03	Paris Austin	g	5-12	0-0	10-11	0	5	5	3	20	2	3	0	1	32
02	Juhwan Harris-Dyson	g	1-3	0-0	0-0	1	3	4	3	2	0	3	1	1	20
15	Roman Davis	g	1-1	0-0	0-0	0	0	0	2	2	0	1	0	0	3
20	Matt Bradley	g	0-2	0-0	2-4	1	0	1	5	2	0	1	0	1	17
24	Jacobi Gordon	g	1-1	1-1	0-0	0	0	0	2	3	1	0	0	1	9
Team						2	0	2							
Totals			22-54	5-14	24-30	12	18	30	29	73	8	12	5	5	200

FG % 1st Half: 9-21 42.9% 2nd half: 13-33 39.4% Game: 22-54 40.7% Deadball Rebounds 2
3FG % 1st Half: 3-4 75.0% 2nd half: 2-10 20.0% Game: 5-14 35.7%
FT % 1st Half: 10-13 76.9% 2nd half: 14-17 82.4% Game: 24-30 80.0%

Officials: D.G. Nelson, Rick Randall, Deron White
Technical fouls: Seattle U-None. California-None.
Attendance: 4104
2018-19 Men's Basketball. Round: 0. California vs Seattle U. Played at .

Score by periods	1st	2nd	Total									
Seattle U	40	42	82	Points	In	Off	2nd	Fast				
California	31	42	73	SU	Paint	T/O	Chance	Break	Bench			
				CAL	32	17	19	15	6			
					26	8	6	6	9			

Last FG - SU 2nd-02:18, CAL 2nd-00:04.
Largest lead - SU by 18 1st-07:36, CAL by 2 1st-19:26.
SU led for 37:11. CAL led for 01:31. Game was tied for 01:18.
Score tied - 1 time.
Lead changed - 5 times.

Official Basketball Box Score -- Game Totals -- Final Statistics Prairie View vs Seattle U 12/20/18 7:00 pm at Seattle, WA (Redhawk Center)

Prairie View 64 • 1-10

#	Player	Total		3-Ptr		Rebounds			PF	TP	A	TO	Blk	Stl	Min
		FG-FGA	FG-FGA	FT-FTA	FT-FTA	Off	Def	Tot							
13	Iwin Ellis	f	1-1	0-0	0-1	1	0	1	0	2	0	1	0	0	11
00	Chancellor Ellis	g	1-5	0-2	0-0	0	0	0	0	2	0	1	0	0	13
01	Taishawn Johnson	g	0-3	0-2	1-2	0	2	2	2	1	1	2	0	0	17
03	Gary Blackston	g	7-15	3-5	5-11	2	5	7	1	22	1	1	1	1	30
15	Gerard Andrus	g	1-4	0-0	0-0	0	2	2	3	2	0	1	0	0	17
02	Darius Williams	g	1-8	0-3	2-2	0	1	1	3	4	1	0	0	0	21
04	Antione Lister	g	5-7	0-0	6-6	2	2	4	0	16	0	1	0	0	24
10	Tyler Singleton	g	0-0	0-0	0-0	1	1	2	1	0	0	0	0	0	11
11	Dennis Jones	g	0-4	0-2	0-2	0	1	1	2	0	0	3	0	0	22
12	Elijah Holifield	g	0-1	0-1	0-0	0	0	0	0	0	0	0	0	0	4
14	Leon Sneed	g	0-1	0-0	1-2	0	0	0	0	1	0	0	0	0	4
21	Falke Williams	g	0-1	0-0	0-0	0	0	0	0	1	0	0	0	0	8
23	Devonte Patterson	g	3-5	0-0	8-11	1	3	4	14	1	0	0	0	0	18
Team						3	0	3							
Totals			19-55	3-15	23-37	10	17	27	17	64	4	10	1	1	200

FG % 1st Half: 7-26 26.9% 2nd half: 12-29 41.4% Game: 19-55 34.5% Deadball Rebounds 6
3FG % 1st Half: 0-7 0.0% 2nd half: 3-8 37.5% Game: 3-15 20.0%
FT % 1st Half: 7-16 43.8% 2nd half: 16-21 76.2% Game: 23-37 62.2%

Seattle U 102 • 11-3

#	Player		Total		3-Ptr		Rebounds			PF	TP	A	TO	Blk	Stl	Min
			FG-FGA	FG-FGA	FT-FTA	Off	Def	Tot								
01	Carter, Myles	f	9-10	0-0	4-6	3	6	9	5	22	0	2	0	0	29	
05	Kavas, Matej		7-9	4-5	0-0	0	9	9	2	18	4	1	0	0	29	
13	Means, Morgan	g	8-13	4-7	2-2	0	4	4	4	22	4	1	0	2	32	
23	Brown, Terrell		2-2	0-0	4-4	1	2	3	1	8	5	3	0	0	17	
24	Jones, Delante	g	1-4	1-3	4-4	0	2	2	3	7	2	1	0	0	19	
02	Burke, Ian		0-1	0-1	0-0	0	2	2	1	0	0	0	0	0	6	
10	Nettles, Aaron		2-2	1-1	0-0	0	1	1	0	5	1	2	0	2	14	
11	Economou, Rip		3-7	3-6	0-0	1	0	1	2	9	0	1	0	0	10	
12	Da Campo, Mattia		0-3	0-0	0-0	1	1	2	0	0	2	0	0	0	12	
14	Wall, Matej		0-0	0-0	0-0	0	0	1	0	1	0	0	1	0	1	
15	Hopkins, Trey		1-5	0-2	0-0	0	0	0	2	2	0	1	0	0	8	
25	Hundal, Anand		0-2	0-1	0-0	1	0	1	1	0	0	1	0	0	7	
35	Grigsby, Riley		2-2	0-0	3-3	2	1	3	3	7	1	0	2	0	10	
41	Wall, Joe		1-2	0-1	0-0	1	0	1	0	2	0	0	0	0	3	
	Team		36-62	13-27	17-19	10	31	41	25	102	19	13	3	4	200	
	Totals															
FG % 1st Half: 17-28 60.7% 2nd half: 19-34 55.9% Game: 36-62 58.1% Deadball																
3FG % 1st Half: 5-11 45.5% 2nd half: 8-16 50.0% Game: 13-27 48.1% Rebounds																
FT % 1st Half: 12-14 85.7% 2nd half: 5-5 100.0% Game: 17-19 89.5% 1,1																



2018-19 BOX SCORES

Official Basketball Box Score -- Game Totals -- Final Statistics Seattle U vs Grand Canyon 01/05/19 6:00 pm at Phoenix, AZ (GCU Arena)

Seattle U 57 • 12-5, 0-2 WAC

#	Player	Total		3-Ptr		Rebounds			PF	TP	A TO Blk Stl				Min
		FG-FGA	FG-FGA	FT-FTA	Off Def Tot										
01	Carter, Myles	f	2-10	0-0	2-2	1	3	4	5	6	0	3	1	0	32
05	Kavas, Matej	g	6-8	3-3	1-2	0	7	7	2	16	0	1	0	1	37
13	Means, Morgan	g	1-10	0-2	0-1	1	4	5	1	2	3	1	0	2	33
23	Brown, Terrell	g	5-16	0-0	2-4	0	6	6	4	12	3	3	0	0	35
24	Jones, Delante	g	4-8	2-3	5-7	1	2	3	3	15	0	3	0	1	30
10	Nettles, Aaron		0-0	0-0	0-0	0	0	0	1	0	0	0	0	0	13
11	Economou, Rip		0-2	0-2	0-0	1	0	1	0	0	0	0	0	0	4
12	Da Campo, Mattia		0-0	0-0	0-0	0	0	0	0	0	0	0	0	0	3
15	Hopkins, Trey		0-0	0-0	0-0	0	0	0	1	0	0	0	0	1	6
35	Grigsby, Riley		1-2	0-0	4-4	1	1	2	1	6	0	0	0	0	7
Team						2	1	3							
Totals			19-56	5-10	14-20	7	24	31	18	57	6	11	1	5	200

FG % 1st Half: 11-27 40.7% 2nd half: 8-29 27.6% Game: 19-56 33.9%
 3FG % 1st Half: 4-5 80.0% 2nd half: 1-5 20.0% Game: 5-10 50.0%
 FT % 1st Half: 3-5 60.0% 2nd half: 11-15 73.3% Game: 14-20 70.0%

Grand Canyon 71 • 9-6, 2-0 WAC

#	Player	Total		3-Ptr		Rebounds			PF	TP	A TO Blk Stl				Min
		FG-FGA	FG-FGA	FT-FTA	Off Def Tot										
04	Oscar Frayer	f	1-6	1-3	0-0	1	1	2	3	3	0	2	1	1	19
05	Matt Jackson	f	2-5	0-2	0-0	0	4	4	0	4	2	0	0	0	25
25	Alessandro Lever	f	6-12	2-4	1-1	1	1	2	4	15	3	1	0	1	24
02	Trey Drechsel	g	7-11	1-2	0-0	2	12	14	3	15	2	2	0	1	31
11	Damari Milstead	g	5-8	0-1	3-4	1	3	4	1	13	7	3	0	0	33
15	Raef Gerdes		0-0	0-0	0-0	0	0	0	0	0	0	0	0	0	1
23	Carlos Johnson		4-11	0-2	4-5	1	4	5	4	12	0	3	0	1	24
24	Tim Finke		0-0	0-0	0-0	0	1	1	1	0	0	2	0	0	14
42	Gerard Martin		1-2	1-1	0-0	1	1	2	3	3	1	1	0	0	16
43	Michael Finke		2-5	2-3	0-0	0	4	4	1	6	3	0	0	0	13
Team						3	1	4							
Totals			28-60	7-18	8-10	10	32	42	20	71	18	14	1	4	200

FG % 1st Half: 13-31 41.9% 2nd half: 15-29 51.7% Game: 28-60 46.7%
 3FG % 1st Half: 3-9 33.3% 2nd half: 4-9 44.4% Game: 7-18 38.9%
 FT % 1st Half: 3-3 100.0 2nd half: 5-7 71.4% Game: 8-10 80.0%

Officials: Ryan McDaniel, Eric Anderson, Brent Meaux
 Technical fouls: Seattle U-None. Grand Canyon-None.
 Attendance: 7293
 2018-19 Men's Basketball. Round: 0. Grand Canyon vs Seattle U. Played at .

Score by periods	1st	2nd	Total
Seattle U	29	28	57
Grand Canyon	32	39	71

	Points	In Paint	Off T/O	2nd Chance	Fast Break	Bench
SU	24	11	6	2	6	
GCU	32	15	10	10	21	

Last FG - SU 2nd-00:32, GCU 2nd-01:14.
 Largest lead - SU by 6 1st-11:59, GCU by 21 2nd-05:47.
 SU led for 07:27. GCU led for 28:48. Game was tied for 03:45.

Score tied - 3 times.
 Lead changed - 1 time.

Official Basketball Box Score -- Game Totals -- Final Statistics Seattle U vs Utah Valley 01/12/19 7:00 pm at Seattle, WA (UCCU Center)

Seattle U 78 • 12-6

#	Player	Total		3-Ptr		Rebounds			PF	TP	A TO Blk Stl				Min
		FG-FGA	FG-FGA	FT-FTA	Off Def Tot										
01	Carter, Myles	f	3-11	0-1	10-14	3	7	10	4	16	2	5	3	0	38
13	Means, Morgan	g	7-17	4-10	2-2	1	1	2	5	20	4	3	0	2	39
23	Brown, Terrell	g	6-16	1-2	3-4	1	1	2	2	16	4	2	0	4	35
24	Jones, Delante	g	6-10	3-5	1-2	0	3	3	4	16	1	5	0	1	29
35	Grigsby, Riley		1-2	0-0	0-0	1	0	1	5	2	0	0	0	0	14
02	Burke, Ian	g	0-0	0-0	0-0	0	0	0	0	0	0	0	0	0	4
10	Nettles, Aaron		0-1	0-1	0-0	0	0	0	3	0	0	0	0	0	7
12	Da Campo, Mattia		0-2	0-0	6-6	6	3	9	4	6	1	2	0	1	26
15	Hopkins, Trey		0-0	0-0	2-2	3	0	3	3	2	0	0	0	0	8
Team						2	1	3							
Totals			23-59	8-19	24-30	17	16	33	30	78	12	17	3	8	200

FG % 1st Half: 16-32 50.0% 2nd half: 7-27 25.9% Game: 23-59 39.0%
 3FG % 1st Half: 7-13 53.8% 2nd half: 1-6 16.7% Game: 8-19 42.1%
 FT % 1st Half: 11-12 91.7% 2nd half: 13-18 72.2% Game: 24-30 80.0%

Utah Valley 88 • 12-6

#	Player	Total		3-Ptr		Rebounds			PF	TP	A TO Blk Stl				Min
		FG-FGA	FG-FGA	FT-FTA	Off Def Tot										
44	Baylee Steele	c	2-4	0-1	2-2	3	1	4	2	6	0	0	0	2	16
00	Isaiah White	g	3-7	2-2	6-8	3	1	4	3	14	0	1	0	2	31
02	Jake Toolson	g	8-13	1-4	9-9	0	1	1	2	26	2	3	0	0	37
10	Benjamin Nakwaasah	g	3-7	1-3	3-6	0	1	1	2	10	2	2	0	2	28
11	Conner Toolson	g	2-5	2-2	1-2	0	1	1	3	7	0	2	1	2	31
03	TJ Washington		2-5	0-1	9-10	0	1	1	3	13	2	3	0	1	22
20	Drew Cotton		0-0	0-0	0-0	0	0	0	0	0	0	0	0	0	1
25	Wyatt Lowell		0-1	0-1	0-0	0	1	1	3	0	0	3	0	1	10
55	Richard Harward		4-4	0-0	4-6	2	13	15	4	12	2	0	1	0	24
Team						0	1	1							
Totals			24-46	6-14	34-43	8	21	29	22	88	8	15	2	10	200

FG % 1st Half: 11-24 45.8% 2nd half: 13-22 59.1% Game: 24-46 52.2%
 3FG % 1st Half: 3-9 33.3% 2nd half: 3-5 60.0% Game: 6-14 42.9%
 FT % 1st Half: 12-15 80.0% 2nd half: 22-28 78.6% Game: 34-43 79.1%

Officials: Dennis Flannery, Charles Robinson, Doran Gotschall
 Technical fouls: Seattle U-None. Utah Valley-None.
 Attendance: 3258
 2018-19 Men's Basketball. Round: 0. Seattle U vs Utah Valley. Played at .

Score by periods	1st	2nd	Total
Seattle U	50	28	78
Utah Valley	37	51	88

	Points	In Paint	Off T/O	2nd Chance	Fast Break	Bench
SU	20	13	25	9	8	
UVU	36	20	11	14	25	

Last FG - SU 2nd-03:16, UVU 2nd-02:17.
 Largest lead - SU by 20 1st-09:02, UVU by 10 2nd-00:21.
 SU led for 32:44. UVU led for 06:54. Game was tied for 00:22.

Score tied - 0 times.
 Lead changed - 1 time.