

# 2019-20 SEATTLE UNIVERSITY MEN'S BASKETBALL

GAME 21: SU at Grand Canyon - Jan. 23, 2020



CONTACT: Sarah Finney, Assoc. AD for Strategic Communications • finneysa@seattleu.edu • 206-445-2237 • GoSeattleU.com

## 2019-20 SCHEDULE

DATE	OPPONENT	TIME (PT)
<b>OCT. 22</b>	<b>SAINT MARTIN'S (EXH)</b>	<b>W, 92-71</b>
<b>NOV. 5</b>	<b>PACIFIC LUTHERAN</b>	<b>W, 98-64</b>
Nov. 7	at Washington State	L, 54-85
<b>NOV. 9</b>	<b>EASTERN WASHINGTON</b>	<b>L, 66-74</b>
<b>NOV. 12</b>	<b>PACIFIC UNIVERSITY (ORE.)</b>	<b>W, 115-81</b>
Nov. 16	at Syracuse ~	L, 67-89
Nov. 19	at Ole Miss ~	L, 52-65
Nov. 25	vs. Bucknell (Orlando, FL) ~	L, 70-77
Nov. 26	vs. W. Michigan (Orlando, FL) ~	W, 59-55
<b>NOV. 30</b>	<b>IDAHO</b>	<b>W, 74-55</b>
<b>DEC. 3</b>	<b>INCARNATE WORD</b>	<b>W, 81-60</b>
<b>DEC. 7</b>	<b>PORTLAND ! #</b>	<b>W, 73-71</b>
Dec. 17	at No. 22 Washington	L, 59-81
<b>DEC. 21</b>	<b>FLORIDA A&amp;M</b>	<b>L, 57-71</b>
<b>DEC. 23</b>	<b>LONG BEACH STATE</b>	<b>W, 79-57</b>
Dec. 28	at Saint Mary's	L, 58-84
Jan. 2	at Kansas City *	L, 86-90 (3ot)
Jan. 4	at Chicago State *	W, 86-54
<b>JAN. 11</b>	<b>UTAH VALLEY *</b>	<b>W, 83-50</b>
<b>JAN. 16</b>	<b>UTRGV *</b>	<b>W, 91-74</b>
<b>JAN. 18</b>	<b>NM STATE *</b>	<b>L, 75-67</b>
Jan. 23	at Grand Canyon *	6:00 PM
Jan. 25	at CSU Bakersfield *	7:00 PM
<b>FEB. 1</b>	<b>CALIFORNIA BAPTIST * !</b>	<b>1:00 PM</b>
Feb. 8	at Utah Valley *	1:00 PM
Feb. 13	at NM State *	6:00 PM
Feb. 15	at UTRGV *	5:00 PM
<b>FEB. 20</b>	<b>GRAND CANYON *</b>	<b>7:00 PM</b>
<b>FEB. 22</b>	<b>CSU BAKERSFIELD *</b>	<b>7:00 PM</b>
Feb. 29	at California Baptist *	7:00 PM
<b>MAR. 5</b>	<b>CHICAGO STATE *</b>	<b>7:00 PM</b>
<b>MAR. 7</b>	<b>KANSAS CITY * !</b>	<b>1:00 PM</b>

Mar. 12-14 at WAC Championship (Las Vegas, NV)

HOME GAMES played at the Redhawk Center unless noted

! Game played at accesso ShoWare Center (Kent, Wash.)

# Elgin Baylor Classic | - Preseason NIT

\* WAC game | All times listed are Pacific

All dates and times subject to change

206-398-GOSU (4678) | GoSeattleU.com/tix

All games broadcast on KTTH 770 AM



SEATTLE U (10-10, 3-2 WAC)



GRAND CANYON (7-11, 2-2 WAC)

### GAMEDAY ROUND-UP

Seattle University Redhawks (10-10, 3-2 WAC) vs. Grand Canyon Lopes (7-11, 2-2 WAC)

Thursday, Jan. 23, 2020 • 7:00 PM MT/6:00 PM PT • GCU Arena • Phoenix, AZ

LISTEN: KTTH 770 AM/mynorthwest.com (Dennis Patchin)

WATCH: FOX 10 Xtra, ESPN3

### ON TAP

Seattle University men's basketball (10-10, 3-2 WAC) heads out on the road for a two-game Western Athletic Conference swing, beginning Thursday, Jan. 23 at Grand Canyon (7-11, 2-2). The Redhawks and Lopes will tip off at 7 p.m. local time, 6 p.m. Pacific, at GCU Arena. The game be carried on FOX 10 Xtra in the local Phoenix area, and also stream live on ESPN3. Fans can also tune in to KTTH 770 AM in Seattle or online at mynorthwest.com.

### QUICK HITS

- Seattle U dropped a 75-67 decision to NM State on Saturday, Jan. 18, moving to 10-10 on the season and 3-2 in WAC play.
  - The loss snapped a four-game win streak at home and a three-game win streak overall.
  - Terrell Brown led the Redhawks in scoring with 25 points. He also added a team-high five rebounds and five assists.
- The 25-point effort by Brown marked the 14th time this season he has led the team in scoring. It also marked his 10th 20-point game of the season.
- Delante Jones (11 points) and Morgan Means (10 points) joined Brown in double figures.

### PROJECTED STARTING LINEUP

POS.	NO.	NAME	YR	HT	PPG	NOTABLE
F	1	Myles Carter	RSr.	6-9	10.1	17 pt, 11 reb double-double vs. UTRGV
G	10	Aaron Nettles	Jr.	5-11	6.2	6 pts, 6 reb, 3 assts vs. UTRGV
G/F	11	Riley Grigsby	So.	6-6	8.9	15 pts, 5 reb vs. UTRGV
G	13	Morgan Means	Sr.	6-3	11.4	10 pts, 3 reb vs. NMSU
G	23	Terrell Brown	RJo.	6-1	19.3	25 pts, 5 reb, 5 assts vs NMSU

### RESERVES

G	0	Rip Economou	So.	6-8	2.1	Career-high 3 3s at Chicago State
G	2	Trey Hopkins	So.	6-4	3.0	3 pts, 2 reb, 1 asst, 1 stl in 6 mins at Chicago State
G	12	Mattia Da Campo	Sr.	6-5	5.3	11 pts, 7 reb vs. UTRGV
C	21	Jordan Dallas	Gr.	6-10	3.2	3 pts in 9 mins vs. Utah Valley
G	24	Delante Jones	RSr.	6-5	8.2	12 pts, including 3 3s, vs. UTRGV
G	33	Mikkel Hauge	Fr.	6-4	1.6	3 mins off the bench vs. Utah Valley
F	34	Anand Hundal	Sr.	6-10	1.8	5 pts in 3 mins vs. Utah Valley
G	35	Dovy Pinksus	Fr.	6-7	0.5	2 mins off the bench vs. Utah Valley



UNIVERSITY INFORMATION

Location: Seattle, Wash.
Founded: 1891
Chartered: 1898
Enrollment: 4,647 (undergrad)
Nickname: Redhawks
Colors: Red and White
Affiliation: NCAA Division I
Conference: Western Athletic Conference
Home Facility (capacity): Redhawk Center (999)
President: Fr. Stephen Sundborg, S.J.
Director of Athletics: Shaney Fink
Athletic Ticket Office: 206-398-GOSU (4678)

MEN'S BASKETBALL COACHING STAFF

Head Coach: Jim Hayford (Third season)
Alma Mater: (Azusa Pacific '89)
Record at Seattle: 48-39 (Two+ season)
Career Record: 408-214 (20+ seasons)
Associate Head Coach: Chris Victor (Third season)
Alma Mater: Concordia '04
Associate Head Coach: Alex Pribble (First season)
Alma Mater: Cal '07
Assistant Coach: Sam Kirby (Second season)
Alma Mater: Seattle U '08
Director of Operations: Mike Odlandi (Second season)
Alma Mater: Whitworth '10
Director of Player Dev.: Patrick Mulligan (Third season)
Alma Mater: Gonzaga

TEAM FACTS

2018-19 Record: 18-15
2018-19 WAC Record/Finish: 6-10/T7th
Letterwinners Returning/Lost: 12/2
Starters Returning/Lost: 5/1
Redshirts: 0
Newcomers: 6
2018-19 Postseason Result: CIT First Round

ATHLETIC COMMUNICATIONS

Assoc AD for Strategic Comm/MBB Contact: Sarah Finney
Office Phone: (206) 296-5915
Cell Phone: (206) 445-2237
Email: finneysa@seattleu.edu
Asst. Director of Communications: Brian Vail
Phone: (206) 296-2490 | Email: vailbr@seattleu.edu
Asst. Director of Communications: Jason Oliveira
Phone: (206) 296-2360 | Email: joliveira@seattleu.edu
Athletic Website: www.GoSeattleU.com
Radio (Talent): KTTH 770 AM (Dennis Patchin)
Mailing Address:
Seattle University, 901 12th Ave., PO Box 222000,
Seattle, WA 98122

ABOUT THE SERIES VS GRAND CANYON

This will be the 15th all-time meeting between Seattle U and Grand Canyon, with the Lopes holding an 12-2 advantage in the series. Last year, the teams split the home-and-home series, which helped set up a first-round meeting at the WAC Tournament in Las Vegas. The Lopes won the first meeting of 2018-19 - a 71-57 final at GCU Arena on Jan. 5, 2019. Matej Kavaz had 16 points in the game while Delante Jones added 15 and Terrell Brown chipped in 12. In the regular-season finale on March 9, 2019, the Redhawks snapped a five-game GCU win streak in the series with a huge 83-76 overtime victory. Terrell Brown and Morgan Means each had 21 points in the win. GCU would go on to prevail in Las Vegas, claiming an 84-75 win. The Redhawks' first win in the series came on Jan. 30, 2016, a 59-57 victory in GCU Arena. SU rallied from a seven-point halftime deficit and outscored the Lopes 31-22 in the second half.

FINDING BALANCE

While Terrell Brown led the Redhawks in scoring in 14 of 20 games this season, other Redhawks have stepped up in four of the last five games. Morgan Means has led the team twice in the last four games, scoring 21 and 22 points, respectively, on those occasions. Mattia Da Campo and Riley Grigsby also owned the honor for a game.

2019-20 NUMERICAL ROSTER

Table with 7 columns: NO., NAME, POS, HT, WT, YR/EXP, HOMETOWN/PREVIOUS SCHOOL. Lists 41 players including Rip Economou, Myles Carter, Trey Hopkins, Joe Wall, Aaron Nettles, Riley Grigsby, Mattia Da Campo, Morgan Means, Matt Vail, Jordan Dallas, Terrell Brown, Delante Jones, Cade Alger, Tiago Zibecchi, Mikkel Hauge, Anand Hundal, Dovy Pinskius, and Jaren Nafarrete.

\* redshirting the 2019-20 season

COACHING STAFF

Head Coach: Jim Hayford (Azusa Pacific '89) - Third season
Associate Head Coach: Chris Victor (Concordia Irvine '04) - Third season
Associate Head Coach: Alex Pribble (Cal '07) - First season
Assistant Coach: Sam Kirby (Seattle U '08) - Second season
Director of Operations: Mike Odland (Whitworth '10) - Second season
Director of Player Development: Patrick Mulligan (Gonzaga) - Third season

PRONUNCIATION GUIDE

- #0 Rip Economou: Ee-con-oh-moe
#12 Mattia Da Campo: Mat-ee-ah Dah-camp-oh
#23 Terrell Brown: Teh-Rhel
#25 Anand Hundal: Ah-nand Hun-dahl
#30 Tiago Zibecchi: Tee-ah-goh Zee-beck-ee
#33 Mikkel Hauge: Miggle How-guh
#35 Dovy Pinskius: Doe-vee Pins-cuss
#41 Jaren Nafarrete: Jare-en Naf-are-eh-tee



### INSIDE THE NUMBERS

2019-20 Record .....	10-10
Non-Conference.....	7-8
WAC.....	3-2
Home .....	8-3
Away .....	1-6
Neutral .....	1-1
In overtime .....	0-0
<b>Current Streak .....</b>	<b>LI</b>
Last win .....	1/16/20 vs. UTRGV (91-74)
Last loss .....	1/18/20 vs. NM State (67-75)
<b>Current Home Streak .....</b>	<b>LI</b>
Last win .....	1/16/20 vs. UTRGV (91-74)
Last loss .....	1/18/20 vs. NM State (67-75)
<b>Current Road Streak .....</b>	<b>WI</b>
Last win .....	1/4/20 at Chicago State (86-54)
Last loss .....	1/2/20 at Kansas City (86-90)
<b>Current Neutral Streak .....</b>	<b>WI</b>
Last win .....	11/26/19 vs. W. Michigan (59-55)
Last loss .....	11/25/19 vs. Bucknell (70-77)
<b>Records When...</b>	
November .....	4-5
December .....	3-3
January.....	3-2
February .....	0-0
March.....	0-0
Monday .....	1-1
Tuesday .....	4-2
Wednesday.....	0-0
Thursday .....	1-2
Friday.....	0-0
Saturday.....	4-5
Sunday .....	0-0
Leading at halftime .....	8-4
Trailing at halftime .....	0-5
Tied at halftime .....	2-1
Scoring less than 60 .....	1-5
Scoring between 60-69 .....	0-2
Scoring between 70-79 .....	3-2
Scoring between 80-89 .....	3-1
Scoring 90 or more .....	3-0

Allowing less than 60.....	5-0
Allowing between 60-69.....	2-1
Allowing between 70-79.....	2-3
Allowing between 80-89.....	1-5
Allowing 90 or more .....	0-1
Shooting below 30% .....	0-1
Shooting between 30-39.9%.....	3-8
Shooting between 40-44.9%.....	3-1
Shooting between 45-49.9%.....	3-0
Shooting between 50-54.9%.....	0-0
Shooting 55% or above .....	1-0
Opponent shooting below 30%.....	1-0
Opponent shooting between 30-39.9%.....	7-1
Opponent shooting between 40-44.9%.....	1-4
Opponent shooting between 45-49.9%.....	0-2
Opponent shooting between 50-54.9%.....	0-0
Opponent shooting 55% or above.....	1-3
More or same rebounds than opponent.....	8-2
Fewer rebounds than opponent .....	3-8
Game decided by 1-5 Points .....	2-1
Game decided by 6-10 Points.....	0-2
Game decided by 11-15 Points.....	0-3
Game decided by 16-20 Points.....	2-0
Game decided by 21+ Points.....	6-4
SU has 0 players in double figures .....	0-0
SU has 1 players in double figures .....	0-1
SU has 2 players in double figures .....	0-3
SU has 3 players in double figures .....	6-4
SU has 4 players in double figures .....	2-0
SU has 5+ players in double figures .....	1-1
Wearing Black Jerseys .....	1-4
Wearing Grey Jerseys .....	0-0
Wearing Red Jerseys .....	0-3
Wearing White Jerseys .....	9-3

Three Redhawks now enter Thursday's game averaging double-figures for the season – Brown (19.3ppg), Means (11.4 ppg) and Myles Carter (10.1 ppg) – while two others are not far behind – Grigsby (8.9 ppg) and Delante Jones (8.2 ppg).

#### GETTING TO THE STRIPE

Seattle U's free-throw shooting has been a high-mark of the season as the Redhawks are 332-432 from the stripe, hitting at a 76.9 percent clip. That mark is second in the WAC and ranks 20th in the nation in games played through Jan. 21. They also rank 10th in total makes and 29th in attempts. The team percentage is a marked improvement from one year ago when the Redhawks finished the season shooting 71.6 percent from the line.

Morgan Means is among the top individual free-throw shooters in the nation, ranking 19th in games played through Jan. 21 with an 88.7 percentage (47-53) from the stripe.

#### PROTECT THE ROCK

Seattle U averages a WAC-low 11.1 giveaways per game, which also keeps pace among the nation's best. The Redhawks' mark ranks 19th among all NCAA DI teams.

#### TERRELL ON A TEAR

Terrell Brown leads Seattle U in scoring (19.3 ppg), is second in rebounds (6.6 rpg) and first in assists (5.0 apg). His ppg average also leads the WAC and ranks 43rd in the country in games played through Jan. 21. Brown also ranks 16th in the country in total field goals, ninth in total minutes and 16th in total points. He has lead the Redhawks in scoring in 14 of 20 games, has tallied 10 20+ point outings and has a team-high four double-doubles.

On Nov. 9 against Eastern Washington, the Seattle native drained a career-high 31 points on 12-28 from the field and 6-9 from the free-throw line. He added 13 rebounds for his first double-double of the season, and sixth of his Seattle U career. He has come within striking distance of a triple-double multiple times, most recently finishing with 14 points, 8 rebounds and 7 assists at Chicago State on Jan. 4.



**1,000 POINT CLUB**

Morgan Means scored seven points on Nov. 26 versus Western Michigan, giving him exactly 1,000 for his career. Most recently, the senior guard scored 10 points (Jan. 18 vs. NMSU), bringing his current career total to 1,057. Means is the third Seattle U player to reach the 1,000-point mark in the modern DI era. Aaron Broussard (2009-12) finished his career with 1,271 while Isiah Umipig (2013-15) scored 1,164 career points.

**1,000 POINT CLUB PART II**

In just his second season with the Redhawks, Terrell Brown is on pace to hit the 1,000 career point marker. The redshirt junior enters Thursday's game at GCU with 848 career points. With at least 12 games remaining on the season schedule, Brown would need to average just 12.3 ppg to achieve the feat. He would follow Morgan Means as just the fourth player in the program's modern-day DI era.

**LAST TIME OUT**

The Redhawks' bid for their best start in WAC play fell just short in the Redhawk Center as the visiting New Mexico State Aggies escaped with a 75-67 win. Terrell Brown put on an electrifying 25-point, five-assist, five-rebound night while shooting nearly 50 percent from the floor and pacing the Redhawk offense to the final buzzer. Delante Jones provided crucial energy off the bench, chipping in 11 points, hitting two three-pointers, while Morgan Means added 10 points. NM State was paced by Ivan Aurrecoechea's 19 points and 11 rebounds. Jabari Rice added a 17-point, 11 rebound double-double and Trevelin Queen chipped in 10 points. The difference makers on the night came from the free-throw line and on the boards, each of where the Aggies came out on top. NM State earned 31 trips to the line, making good on 26 shots, while the Redhawks shot 83.3 percent, but were just 15-18. The Aggies won the battle of the boards, 35-23, including nine on the offensive end that they turned into 15 second-chance points. It was an even match through the first half of play as the Redhawks used a big 12-1 run early to go ahead 16-5 nearly midway through. But the Aggies would break out of their scoring slump by hitting threes and free throws, and eventually the teams would head to the locker room even at 29-29. The two sides would stay within two possessions for

the majority of the second half, with the spread only slipping further in the waning seconds. A big Jordan Dallas three with 7:03 remaining would put the Redhawks on top, 57-56. It would ultimately be their final lead of the night. Seattle U's wheels turning down the stretch as a Brown layup just inside five minutes tied the score, 59-59. Jones would hit a runner in the lane with three minutes to play to make it a one-point deficit, 64-63, and Brown's old-fashion three-point play made it 69-67 NM State at the 1:50 mark. But the Aggies would hit a perfect 6-6 from the line to seal the game.

**REDHAWK RUNDOWN**

- The Redhawks shot 48.4 percent from the field against UTRGV on Jan. 16, their third highest mark of the season, and highest against a DI opponent.
- On Jan. 11, the Redhawk defense held Utah Valley to just 13 field goals, the fewest field goals allowed by an opponent this season. The mark is five lower than the previous season-low of 18 against Chicago State (Jan. 4).
- Seattle U also held UVU to just 25 percent shooting from the field, a season low for opponent FG%.
- The Redhawks hit a season-high 14 three-pointers on Jan. 4 at Chicago State. The mark was the most threes made by the Redhawks since draining 17 on Dec. 30, 2017 against UC Riverside.
- The Redhawks got 47 bench points in the win at Chicago State, the most the bench has contributed this season.
- The triple overtime affair at Kansas City on Jan. 2 was the longest game Seattle U has played since a triple overtime defeat to Chicago State on Feb. 27, 2014.
- The Redhawks move to 4-2 in overtime games under Head Coach Jim Hayford.
- Morgan Means went a perfect 10-for-10 from the free-throw line at Kansas City, marking the first time a Redhawks hit 100% from the line (shooting 10 or more attempts) since he hit 16-for-16 on Dec. 29, 2018.
- Aaron Nettles drained five three pointers at Kansas City, the first time a Redhawk has achieved the feat this season.
- In a dominating win over Long Beach State on Dec. 23, Seattle U swiped a season-high 13 steals while forcing the Beach into 23 total turnovers - the most turnovers by a Redhawk opponent this

season.

- The meeting with the nationally-ranked Washington on Dec. 17 was just the third game against a ranked opponent during Seattle U's modern-day DI era. Seattle U's last meeting with a ranked opponent came on Dec. 21, 2011, when it hosted No. 24 Virginia at KeyArena. The Cavaliers won, 83-77. The Redhawks' only other ranked match-up came on Mar. 3, 2009 against then No. 13 Washington. The Huskies would claim an 87-60 victory at Alaska Airlines Arena.
- Sophomore Riley Grigsby scored a career-high 22 points versus Incarnate Word on Dec. 3. The game was just his fourth game back from a broken hand to start the season.
- The Redhawks pulled down a season-high 49 rebounds, including 16 offensive boards, in the win over Incarnate Word.
- The Redhawks surpassed the 100-point mark for the fifth time under Head Coach Jim Hayford with their 115-81 win over Pacific University on Nov. 12. They achieved the feat twice during his first season (121 vs. Puget Sound on Nov. 12, 2017; 102 vs. Detroit Mercy on Nov. 18, 2017) and twice last year (107 vs. Northwest University on Nov. 28, 2018; 102 vs. Prairie View A&M on Dec. 20, 2018).
- Myles Carter poured in a career-high 37 points versus Pacific, the second 30+ point effort by a Redhawk this season.
- The Redhawks' 43-for-51 effort from the free-throw line vs. Pacific are both records during the modern day DI era. Myles Carter went 15-for-17 in the game and Aaron Nettles was 16-for-18, finishing with 16 points.
- Seattle U won its season opener for the first time in the Jim Hayford era. The Redhawks downed Pacific Lutheran University, 98-64, on Nov. 5. The last time the Redhawks had won their home opener was the 2016-17 season, also a win over the PLU Lutes.

**HOME COURT ADVANTAGE**

Seattle U has compiled a 240-153 (.611) record in the Redhawk Center, including a 15-game winning streak that began Nov. 5, 2008 with a perfect 10-0 mark during the 2008-09 season. In 2017-18, the Redhawks went 9-1 at the Redhawk Center and in 2018-19, the Redhawks went 12-6. The Redhawks are 7-3 in the Redhawk Center so far in 2019-20.

**BROWN NAMED WAC PLAYER OF THE WEEK**

Terrell Brown was named WAC Player of the Week for Dec. 23-29. The senior guard from Seattle, averaged 19.5 points to go with 4.0 rebounds and 5.5 assists per game in a split against Long Beach State and Saint Mary's. Against Long Beach State, he was 6-of-11 from the field for 17 points, adding eight assists and four steals in a 79-57 win at home. Brown kept the Redhawks in the game at Saint Mary's, finishing with a game-high 22 points and seven rebounds with three assists and a block in a road loss. The national leader in field goals made with 121, he has led SU in scoring in 13-of-15 games this season, while surpassing the 20-point mark eight times.

**CARTER NAMED WAC PLAYER OF THE WEEK**

Senior forward Myles Carter was named Western Athletic Conference Men's Basketball Player of the Week for the week of Nov. 11-17. This was his first WAC Player of the Week honor of the season and the third of his career. The Chicago native averaged WAC-bests of 23.5 points and 12.5 rebounds per game as the Redhawks went 1-1 last week. He poured in a career-high 37 points on 11-of-12 shooting (91.7 percent) and matched his career high with 15 rebounds in a 115-81 win over Pacific of Oregon. At Syracuse, Carter added 10 points and 10 rebounds for a second straight double-double. For the week, Carter shot 65.2 percent from the field and 89.5 percent from the charity stripe.

**400 CAREER VICTORIES FOR HAYFORD**

Head Coach Jim Hayford earned his 400th career victory on Tuesday, Nov. 12 as the Redhawks defeated Pacific University, 115-81. The win was also Hayford's 40th at the helm of the Redhawks, achieved in just over two seasons. "Players win games," said Hayford postgame. "I've had a lot of great players and a lot of great assistant coaches. A lot of credit goes to my family. I've been doing this 21 years and it's a stressful job, so I guess I've got some stick-to-it-ness and I got a few things right." His road to 400 has included 12 seasons of 20 wins or more and 11 national postseason tournaments, including six (2003, 2007, 2008, 2009, 2010, 2011) at NCAA Division III Whitworth, three at EWU (2015, 2016, 2017) and two at Seattle U (2018, 2019). Hayford is in his 21st season as a

head coach.

**PRESEASON HONORS**

Junior Terrell Brown and senior Myles Carter picked up individual preseason honors. Brown was named to the Coaches' All-WAC First Team and the Media All-WAC Second Team, while Carter was selected to the Coaches' All-WAC Second Team.

Brown, a redshirt junior who transferred into the Redhawks program last year, completed his inaugural SU season averaging 14.1 ppg and 6.9 rpg. The Seattle native was named to both the 2018-19 WAC All-Newcomer Team and the All-WAC Second Team.

Carter, a redshirt senior, was one of the most dominant interior presences in the WAC one year ago. He led the WAC in blocked shots (60) and double-doubles (11), while averaging 12.9 ppg and 7.9 rpg. Carter earned WAC All-Defensive Team honors in 2018-19 and was named to the NABC DI All-District 6 Second Team.

**WAC PRESEASON POLLS**

Seattle University men's basketball was selected to finished third in the Western Athletic Conference as both the WAC 2019-20 Preseason Coaches Poll and Media Poll. This marks the second consecutive year that the Redhawks have earned a third place selection, the highest preseason rank since 2014-15.

Reigning WAC champion NM State was selected to repeat the feat in 2019-20, earning eight of nine first-place votes in the Coaches' Poll. Coaches could not vote for their own team or players. The Aggies were also the unanimous first-place pick by the media. Grand Canyon was picked second in both polls.

**GET YOUR 2019-20 TICKETS!**

Mini-plan as well as single-game tickets are on sale now for the remainder of the Redhawks' 2019-20 season. For more information and to reserve your seats today, contact the SU Athletics Ticket office at 206-398-4678 or visit [goseattleu.com/tix](http://goseattleu.com/tix).

**SU SIGNS AUSTRALIAN SWINGMAN**

Kobe Williamson, a 6-8 guard out of Melbourne, Australia, has signed a National Letter of Intent to continue his education and basketball career at Seattle University.

"We are very excited to have Kobe join our program," Head Coach Jim Hayford said. "He is an excellent student who professors will enjoy having in their classes. He is an outstanding person and will be a loved teammate. And on the court he has a unique skill set that, paired with his size, makes him very difficult to defend."

Williamson attends Haileybury College in Melbourne where he averaged 20.2 points, 17.1 rebounds, 4.0 assists and 3.0 blocks per game during the 2019 season.

His breadth of experience is also highlighted by national and international play. Williamson has been a member of the U17 Australian National Team, as well as playing for Victoria on the U16, U18 and U20 national teams.

Most recently, he competed for Victoria's U20 team in the 2019 National Championships, contributing 11.3 points and 5.0 rebounds per game. Victoria took Gold in the tournament.

In the 2018 FIBA U17 Basketball World Cup, Williamson averaged 8.9 points and 6.3 rebounds over seven games played for Australia. He also averaged 7.6 points and 6.0 rebounds in five games as Australia earned Gold at the 2018 U16 Asia Championships.

The 2018 Victoria Junior Athlete of the Year, Williamson has also competed for the Sandringham Sabers U18 team in the Southern Basketball Association, which were the 2018 U18 Victorian champions, and the Dandenong Rangers, where he averaged 16.0 points and 8.0 rebounds per game to be named a league All-Star.

"Kobe is an outstanding passer and has shown the ability to score at a high level," Hayford said. "He has played on the Australian National team, joining others in our program who have represented their



country at the highest level.”

FOUR COMMITS FOR 2020-21

Head Coach Jim Hayford has announced the signing of four players who make up the program’s latest recruiting class.

“I am pleased to announce this incoming class of Seattle U basketball players,” said Hayford. “A lot of hard work and careful selection went into bringing this group of student-athletes to our university. I’m confident that they will excel in the classroom, on the basketball court and in our community.”

Leo Da Campo, younger brother of current Redhawk Mattia Da Campo, is a 6-9 forward from Bassano del Grappa, Italy. Competing for Casale Monferrato club team, Da Campo averaged 15.6 points and 11.0 rebounds per game during the 2018-19 season, including career highs of 34 points and 22 rebounds.

Da Campo has also been a member of the Italian U16 and U18 national teams, competing in the 2018 and 2019 FIBA European Championships.

“Leo is an intelligent big man who is developing into an excellent skilled post,” Hayford said. “We have really enjoyed coaching his brother, Mattia, and look forward to his development into one of the top big men in the WAC.”

Viktor Rajkovic is a native of Mill Valley, Calif., and Golden State Prep. He attended The Branson School in Ross, Calif. A dual-sport athlete in high school, Rajkovic competed in basketball and swimming for the Bulls. Four standout seasons of hoops culminated with a 2019 Marin County Athletic League title, a California Division IV North Coast Section championship and a DI NorCal runner-up finish. All told, the Bulls won three conference titles, three section titles and two NorCal runner-up finishes.

Rajkovic, a 6-5 forward, averaged 20.4 points and 11.3 rebounds as a senior on his way to earning San Francisco Chronicle Metro Player of the Year, NCS Player of the Year, MCAL Player of the Year, Marin Independent Journal Player of the Year and DI/ Open Division All-State Second Team.

“Viktor brings a college-ready skill set to our program and an instinctive knack for making winning plays,” said Hayford. “He led his high school team to great accomplishments, has superior intelligence and work ethic, and a strong desire to be the very best player he can be.”

Nate Robinson, a 6-4 guard, will join the Redhawks following a sophomore season at City College of San Francisco. The Walnut Creek, Calif., native prepped at Las Lomas High School where he led the Knights to the 2018 NorCal DI Championship and a California State runner-up finish. He was named 2018 Diablo Valley Athletic League MVP, MVP of the NorCal championship game and Cal-Hi Sports North Coast Section Co-Player of the Year.

Robinson has been a member of the Great Britain U18 and U20 National Teams. He helped lead the U20 team to a program-best eighth-place finish and the U18 team to a program-best seventh-place finish.

“Nate gives us an athletic, strong lead guard,” Hayford said. “He has extensive international experience and had a great high school career in Northern California. He brings great athleticism to his position and we are confident he can be one of the top defensive guards in the WAC.”

Vasja Pandža is a 6-8 guard who comes to Seattle U from The Hotchkiss School in Lakeville, Conn. Pandža attended high school at The Kiski School in Pennsylvania where he averaged 19 points, 7.0 rebounds and 5.0 assists during his senior season, and led the squad to a pair of Pennsylvania State playoff appearances. Pandža also competed for the PSA Cardinals, a premier AAU program on the EYBL circuit.

Prior to moving to the United States, Pandža lived in England where he played for the Leeds Force club team. He also has national team experience, playing for Great Britain in 2015-16.

“Vas is very skilled and can play multiple positions on the court,” said Hayford. “He brings size and great shooting to his game, which is highlighted by being an excellent passer. He has extensive

international experience and is part of the Hotchkiss School basketball program that we think very highly of.”

CHRISTMAS IN HAWAII IN 2020

It’s never too early to start making holiday travel plans. And Seattle U basketball fans can now start preparing for sunshine and palm trees in December as the Redhawks have announced official acceptance into the 2020 Hawaiian Airlines Diamond Head Classic, hosted by the University of Hawaii and managed by ESPN Events.

“We are thrilled to be invited to one of the premier, nationally televised tournaments to be hosted each year,” said Head Coach Jim Hayford. “This is an exciting opportunity for our players and our program as a whole.”

Recent tournament winners have included TCU (2018), USC (2017), San Diego State (2016) and Oklahoma (2015). The 2019 field includes the likes of Georgia Tech, Washington, Hawaii, Boise State, Ball State, Houston, UTEP and Portland.

This tournament during the 20-21 season will make the second straight year that the Redhawks participate in a nationally televised tournament run by ESPN Events.

YEAR TWO UNDER HEAD COACH JIM HAYFORD

Hayford’s Redhawks went 18-15 overall in 2018-19, marking the first back-to-back seasons with 18 wins or more since 2007-08 and 2008-09. The squad jumped out to a 12-3 record to start the season, including wins over Pac-12 members Washington State and Cal, marking the best start to a year in more than 50 years. The Redhawks would battle injury and illness as conference play got underway, but rebounded to win five of their final six regular-season contests. Terrell Brown (All-WAC Second Team, WAC All-Newcomer Team) and Myles Carter (WAC All-Defensive Team, NBCA All-District Second Team) both entered the Seattle U all-time record book during the season. Brown’s 150 assists ranks eighth all-time and Carter’s 60 blocks ranks second. The team’s 238 three-pointers ranks third all-time while their 118 blocks are second.



Jim Hayford was named Seattle University's men's basketball head coach on Wednesday, Mar. 28, 2017. In his first season at Seattle U, he led the Redhawks to their most successful season in the school's modern-day Division I era.

Hayford's Redhawks went 18-15 overall in 2018-19, marking the first back-to-back seasons with 18 wins or more since 2007-08 and 2008-09. The squad jumped out to a 12-3 record to start the season, including wins over Pac-12 members Washington State and Cal, marking the best start to a year in more than 50 years. The Redhawks would battle injury and

illness as conference play got underway, but rebounded to win five of their final six regular-season contests. Terrell Brown (All-WAC Second Team, WAC All-Newcomer Team) and Myles Carter (WAC All-Defensive Team, NBCA All-District Second Team) both entered the Seattle U all-time record book during the season. Brown's 150 assists ranks eighth all-time and Carter's 60 blocks ranks second. The team's 238 three-pointers ranks third all-time while their 118 blocks are second.

Inheriting a program that went 13-17 in 2016-17, Hayford led the 2017-18 Redhawks to finish 20-14 overall, 16-3 on their home court and 8-6 in Western Athletic Conference play. The win total marked a program high since returning to Division I in 2008-09, and marked the first 20-win DI season since 1963-64 when Seattle U finished 22-6. The 16 home victories was also a modern-day DI record, while the eight WAC wins was the most since joining the league in 2012-13. The fourth-place finish ties the best finish during the Redhawks six years competing in the WAC. The season culminated in Hayford's 10th national postseason appearance as a head coach as the Redhawks earned a berth in the Collegiate Basketball Invitational (CBI).

Hayford's up-tempo style of play saw the Redhawks set numerous modern-day DI program records including total points (2,589), field goals (881), field goal percentage (44.6), three-point field goals (312), free-throw percentage (73.8), rebounds (1,298) and blocks (123). Three Redhawks earned postseason honors from the WAC, including junior center Aaron Menzies (Second Team All-WAC, All-Defensive Team), sophomore guard Matej Kavas (Second Team All-WAC) and graduate guard Jordan Hill (All-Newcomer Team). Menzies would set an all-time program record with 79 blocks and a modern-day DI record with 302 rebounds.

Hayford has 20 total seasons as a head coach, amassing an overall record of 398-204 (.670). Prior to Seattle U, he had stints at EWU, Whitworth (NCAA DIII) and Sioux Falls (NAIA). He has coached in 11 national postseason tournaments, including six (2003, 2007, 2008, 2009, 2010, 2011) at NCAA Division III Whitworth, three at EWU (2015, 2016, 2017) and two at Seattle U (2018, 2019).

COACH HAYFORD'S YEAR-BY-YEAR RESULTS

YEAR	SCHOOL	OVERALL	PCT	CONFERENCE
1999-00	Sioux Falls	15-15	.500	
2000-01	Sioux Falls	22-12	.647	
Totals at Sioux Falls	(2 seasons)	37-27	.578	
2001-02	Whitworth	20-7	.741	12-4/2nd
2002-03 \$	Whitworth	23-4	.851	13-3/1st
2003-04	Whitworth	19-6	.760	12-4/2nd
2004-05	Whitworth	13-11	.542	9-7/4th
2005-06	Whitworth	20-7	.741	13-3/2nd
2006-07 \$	Whitworth	24-4	.857	13-3/1st
2007-08 \$	Whitworth	21-7	.750	12-4/1st
2008-09 \$	Whitworth	23-6	.793	12-4/2nd
2009-10 \$	Whitworth	26-3	.897	16-0/1st
2010-11 \$	Whitworth	28-2	.933	15-1/1st
Totals at Whitworth	(10 seasons)	217-57	.792	
2011-12	Eastern Washington	15-17	.469	8-8/4th
2012-13	Eastern Washington	10-21	.323	7-13/8th
2013-14	Eastern Washington	15-16	.484	10-10/T6th
2014-15 #	Eastern Washington	26-9	.743	14-4/T1st
2015-16 !	Eastern Washington	18-16	.529	10-8/T5th
2016-17 !	Eastern Washington	22-12	.647	13-5/2nd
Totals at EWU	(6 seasons)	106-91	.538	
2017-18 !	Seattle University	20-14	.588	8-6/4th
2018-19 @	Seattle University	18-15	.545	6-10/7th
Totals at SU	(2 seasons)	38-29	.567	
Total as Head Coach	(20 seasons)	398-204	.670	

\$ - NCAA Division III participant

# - NCAA DI Tournament participant, Big Sky Conference Tournament Champions & regular-season co-champions

! - College Basketball Invitational (CBI) Tournament participant

@ - CollegeInsider.com Tournament (CIT) participant



In 2016-17, Hayford completed his sixth season as the head coach at EWU, leading the Eagles to a 22-12 overall record and a 13-5 mark in Big Sky Conference play. In six seasons with Hayford at the helm, the Eagles went to the NCAA Tournament (2015), the CBI Tournament (2016, 2017), earned a Big Sky regular season co-championship (2015) and won the Big Sky Tournament title (2015). Under Hayford, the Eagles had one Big Sky Conference Player of the Year (Jacob Wiles, 2017), two Big Sky Freshmen of the Year, 12 All-Big Sky selections, seven National Association of Basketball (NABC) All-District selections, two Associated Press honorable mention All-Americans and one NBA Draft pick (Tyler Harvey, 2015).

The building process at EWU hit its stride in 2014-15 when Hayford led the Eagles to a 26-9 mark, including a 14-4 Big Sky record. EWU went on to win the Big Sky Conference Tournament and earn a bid to the NCAA Tournament – the first postseason appearance for the program since 2003-04. The team featured Tyler Harvey, who was the nation's leader in scoring (23.1 ppg) and three-pointers made per game (4.0), and went on to be the program's third all-time NBA Draft pick. For his efforts, Hayford was named Big Sky Co-Coach of the Year.

Before taking over at Eastern Washington in March of 2011, Hayford spent 10 seasons building Whitworth University in Spokane, Wash., into a NCAA Division III powerhouse. In his tenure at the helm of the Pirates, Hayford had a record of 217-57 and a winning percentage of .792. He was the Northwest Conference Coach of the Year five times, and twice was honored by the NABC as the West Region Coach of the Year.

Taking over a program that went 25-24 in the two seasons prior (1999-01), Hayford coached the Pirates to eight 20-win seasons, six appearances in the NCAA Division III Tournament (including the last five seasons in a row), five Northwest Conference titles, three NCAA DIII Sweet 16 appearances (2008, 2010, 2011) and one Elite Eight appearance (2011). At the time he left Whitworth, his career winning percentage ranked among the top 10 among all active NCAA Division III coaches.

Prior to Whitworth, Hayford was head coach at the University of Sioux Falls (S.D.), where he compiled a 37-27 record in two seasons. During his inaugural season (1999-2000), he led the Cougars to their first conference playoff appearance in five years. Hayford's Cougars finished the 2000-01 season at 22-12, setting a school record for wins in a season. Prior to Hayford's arrival, USF was 9-17 in 1998-99.

Hayford served as the top assistant coach at Azusa Pacific University (Calif.) from 1990-99, including eight seasons under Bill Odell. APU won seven consecutive Golden State Athletic Conference titles during that time and advanced to the NAIA Division I Final Four in each of his final two seasons there.

Hayford earned his bachelor's degree in social science from Azusa Pacific in 1989. He earned a master's degree in education from Claremont Graduate School in 1991. Hayford and his wife, Robin, have two adult children, daughter, Jayme, and son, Joseph.



THE LAST TIME SEATTLE UNIVERSITY...

Won at home... 1/16/20 vs. UTRGV, 91-74
Lost at home... 12/21/19 vs. Florida A&M, 57-71
Won on the road... 1/4/20 at Chicago State, 86-54
Lost on the road... 1/2/20 at Kansas City, 86-90 (3ot)
Won at a neutral site... 11/26/19 vs. Western Michigan, 59-55 (Orlando)
Lost at a neutral site... 11/25/19 vs. Bucknell, 70-77 (Orlando)
Won five+ consecutive games... six in 2018 (11/23/18-12/6/18)
Won 10+ consecutive games... 10 in 2008-09 (1/13/09 - 2/27/09)
Won 20+ consecutive games... 26 in 1953-54
Lost five+ consecutive games... 5 in 2018-19 (1/3/19 - 1/19/19)
Scored less than 50 points... 2/14/19 at UTRGV, 44-59
Scored 80-89 points... 1/11/20 vs. Utah Valley, 83-50
Scored 90-99 points... 1/16/20 vs. UTRGV, 91-74
Scored 100+ points... 11/12/19 vs. Pacific, 115-81
Won an overtime game... 3/9/18 vs. Grand Canyon, 83-76 (ot)
Lost an overtime game... 1/2/20 at Kansas City, 86-90 (3ot)
Defeated a nationally-ranked team... 1/12/74 vs. No. 16 UNLV, 82-64
Lost to a nationally-ranked team... 12/17/19 at No. 22 Washington, 59-81
Hosted a nationally-ranked team... 12/21/11 vs. No. 24 Virginia (L, 77-83)
Shot under 30% FG... 11/16/16 at Notre Dame, 29.1% (16-55)
Shot 30-39.9% FG... 1/4/20 at Chicago State, 34.4% (22-64)
Shot 40-49.9% FG... 1/16/20 vs. UTRGV, 48.4% (30-62)
Shot 50-59.9% FG... 11/12/19 vs. Pacific, 57.6% (34-59)
Shot 60+% FG... 2/15/18 vs. UTRGV, 60.8% (31-52)
Had 50+ rebounds... 11/12/17 vs. Puget Sound, 61
Made 10+ 3-Pointers... 1/16/20 vs. UTRGV, 13

THE LAST TIME A SEATTLE U PLAYER...

Scored 25-29 points... 11/25/19, Terrell Brown vs. Bucknell, 29
Scored 30-39 points... 11/12/19, Myles Carter vs. Pacific, 37
Scored 40-59 points... 11/28/09, Charles Garcia vs. Wofford, 41
Scored 60+ points... 1/30/58, Elgin Baylor vs. Portland, 60
Made 10+ field goals... 11/25/19, Terrell Brown vs. Bucknell, 10
Made 5+ 3-pointers... 1/2/20, Aaron Nettles at Kansas City, 5
Had 10-15 rebounds... 1/4/20, Riley Grigsby at Chicago State, 10
Had 16-19 rebounds... 1/6/18, Aaron Menzies vs. Chicago State, 19
Had 20+ rebounds... 2/15/97, Roger Hammond at Northwest College, 24
Had a double-double... 1/16/20, Myles Carter vs. UTRGV (17p, 11r)
Led team in pts. & rbs... 1/11/20, Riley Grigsby vs. Utah Valley (17p, 8r)
Shot 100% FG (min. 5)... 12/19/16, Morgan Means vs. Southern Utah (5-5)
Shot 100% FT (min. 10)... 12/20, Morgan Means at Kansas City (10-10)
Had 10+ assists... 11/23/18, Terrell Brown vs. Denver, 10
Had 5+ steals... 1/2/20, Terrell Brown at Kansas City, 5
Had 5+ blocks... 11/28/18, Myles Carter vs. Northwest, 7

STATISTICAL NOTEABLES

30-plus Points
37... Myles Carter vs. Pacific, 11/12/19
31... Terrell Brown vs. Eastern Washington, 11/9/19

20-plus Points
29... Terrell Brown vs. Bucknell, 11/25/19
24... Terrell Brown at Washington State, 11/7/19
23... Terrell Brown at Syracuse, 11/16/19
22... Riley Grigsby vs. Incarnate Word, 12/3/19
22... Terrell Brown at Saint Mary's, 12/28/19
22... Morgan Means vs. UTRGV, 1/16/20
21... Terrell Brown at Washington, 12/17/19
21... Morgan Means at Kansas City, 1/2/20
20... Terrell Brown vs. Idaho, 11/30/19
20... Terrell Brown vs. Portland, 12/7/19
20... Terrell Brown at Kansas City, 1/2/20

15-plus Rebounds
15... Myles Carter vs. Pacific, 11/12/19

5-plus Assists
9... Terrell Brown vs. Pacific Lutheran, 11/5/19
9... Morgan Means vs. Long Beach State, 12/23/19
9... Terrell Brown vs. UTRGV, 1/16/20
8... Terrell Brown vs. Western Michigan, 11/26/19
8... Terrell Brown vs. Long Beach State, 12/23/19
8... Terrell Brown vs. Utah Valley, 1/11/20
7... Terrell Brown at Chicago State, 1/4/20
6... Terrell Brown vs. Pacific, 11/12/19
6... Mattia Da Campo vs. Pacific, 11/12/19
6... Morgan Means at Saint Mary's, 12/28/19
5... Aaron Nettles vs. Pacific, 11/12/19
5... Morgan Means at Syracuse, 11/16/19
5... Terrell Brown vs. Incarnate Word, 12/3/19

5-plus Steals
5... Terrell Brown at Kansas City, 1/2/20

5-plus Blocks

DOUBLE-DOUBLES

Terrell Brown (31p, 13r)... vs. Eastern Washington, 11/9/19
Myles Carter (37p, 15r)... vs. Pacific, 11/12/19
Myles Carter (10p, 10r)... at Syracuse, 11/16/19
Myles Carter (14p, 10r)... vs. Western Michigan, 11/26/19
Riley Grigsby (22p, 10r)... vs. Incarnate Word, 12/3/19
Terrell Brown (14p, 10r)... vs. Incarnate Word, 12/3/19
Terrell Brown (20p, 10r)... vs. Portland, 12/7/19
Terrell Brown (20p, 11r)... at Kansas City, 1/2/20
Riley Grigsby (15p, 10r)... at Kansas City, 1/2/20
Myles Carter (17p, 11r)... vs. UTRGV, 1/16/20



# SPEED CHART



**0**  
RIP ECONOMOU  
6-8 • 190 • G • SO



**1**  
MYLES CARTER  
6-9 • 230 • F • S-JR




**2**  
TREY HOPKINS  
6-3 • 180 • G • SO



**5**  
JOE WALL  
6-7 • 215 • F • SO




**10**  
AARON NETTLES  
6-0 • 175 • G • JR



**11**  
RILEY GRIGSBY  
6-6 • 220 • G/F • SO




**12**  
MATTIA DA CAMPO  
6-5 • 210 • G • SR




**13**  
MORGAN MEANS  
6-3 • 175 • G • SR



**14**  
MATT VAIL  
6-5 • 190 • F • SO



**21**  
JORDAN DALLAS  
6-10 • 220 • C • GR



**23**  
TERRELL BROWN  
6-1 • 175 • G • R-JR



**24**  
DELANTE JONES  
6-5 • 195 • G • S-JR




**25**  
CADE ALGER  
6-9 • 190 • F • FR




**33**  
MIKKEL HAUGE  
6-4 • 200 • G • FR



**34**  
ANAND HUNDAL  
6-10 • 230 • F • SR




**35**  
DOVY PINSKUS  
6-7 • 195 • G • FR



**41**  
JAREN NAFARRETE  
5-7 • 140 • G • FR



JIM HAYFORD  
HEAD COACH



CHRIS VICTOR  
ASSOCIATE HEAD COACH



ALEX PRIBBLE  
ASSOCIATE HEAD COACH



SAM KIRBY  
ASSISTANT COACH



MIKE ODLAND  
DIRECTOR OF OPS



PATRICK MULLIGAN  
DIRECTOR OF PLAYER DEV



**Seattle University Basketball**  
**Seattle U Combined Team Statistics (as of Jan 18, 2020)**  
**All games**

<b>RECORD:</b>	<b>OVERALL</b>	<b>HOME</b>	<b>AWAY</b>	<b>NEUTRAL</b>
ALL GAMES	10-10	8-3	1-6	1-1
CONFERENCE	3-2	2-1	1-1	0-0
NON-CONFERENCE	7-8	6-2	0-5	1-1

#	Player	gp-gs	min	avg	Total		3-Point		F-Throw		Rebounds				pf	dq	a	to	blk	stl	pts	avg
					fg-fga	fg%	3fg-fga	3fg%	ft-fga	ft%	off	def	tot	avg								
23	Brown, Terrell	20-20	712	35.6	148-356	.416	11-37	.297	78-105	.743	27	104	131	6.6	46	1	100	54	9	30	385	19.3
13	Means, Morgan	18-17	619	34.4	68-181	.376	23-82	.280	47-53	.887	24	64	88	4.9	55	3	53	34	0	25	206	11.4
01	Carter, Myles	19-18	512	26.9	64-132	.485	2-8	.250	61-85	.718	38	91	129	6.8	55	3	4	36	28	11	191	10.1
11	Grigsby, Riley	14-13	388	27.7	39-108	.361	11-60	.183	36-45	.800	19	58	77	5.5	37	1	6	18	12	10	125	8.9
24	Jones, Delante	20-15	435	21.8	55-147	.374	34-95	.358	20-28	.714	17	36	53	2.7	42	1	9	21	3	6	164	8.2
10	Nettles, Aaron	20-5	419	21.0	34-99	.343	26-76	.342	29-37	.784	7	25	32	1.6	28	1	19	12	1	15	123	6.2
12	Da Campo, Mattia	20-5	442	22.1	33-79	.418	12-35	.343	28-38	.737	40	48	88	4.4	48	1	22	17	3	11	106	5.3
21	Dallas, Jordan	19-4	187	9.8	21-45	.467	11-25	.440	8-9	.889	10	26	36	1.9	36	2	2	6	7	2	61	3.2
02	Hopkins, Trey	13-1	122	9.4	14-37	.378	2-17	.118	9-12	.750	4	13	17	1.3	14	0	3	4	0	4	39	3.0
00	Economou, Rip	15-2	99	6.6	12-34	.353	5-23	.217	2-2	1.000	2	8	10	0.7	11	0	1	7	3	4	31	2.1
34	Hundal, Anand	13-0	73	5.6	9-16	.563	1-6	.167	5-6	.833	8	8	16	1.2	11	0	1	2	1	0	24	1.8
33	Hauge, Mikkell	10-0	40	4.0	4-6	.667	1-1	1.000	7-10	.700	0	3	3	0.3	1	0	4	3	0	0	16	1.6
35	Pinskus, Dovy	8-0	27	3.4	1-4	.250	0-1	.000	2-2	1.000	0	3	3	0.4	0	0	1	2	1	0	4	0.5
Team											21	25	46				6					
Total.....		20	4075		502-1244	.404	139-466	.298	332-432	.769	217	512	729	36.5	384	13	225	222	68	118	1475	73.8
Opponents.....		20	4075		481-1153	.417	135-437	.309	315-439	.718	177	536	713	35.7	398	-	233	276	59	110	1412	70.6

<b>TEAM STATISTICS</b>	<b>SU</b>	<b>OPP</b>	<b>Date</b>	<b>Opponent</b>	<b>Score</b>	<b>Att.</b>
SCORING	1475	1412	11/05/19	PACIFIC LUTHERAN	w 98-64	828
Points per game	73.8	70.6	11/07/19	at Washington St.	L 54-85	2810
Scoring margin	+3.2	-	11/09/19	EASTERN WASH.	L 66-74	999
FIELD GOALS-ATT	502-1244	481-1153	11/12/19	PACIFIC (OR)	w 115-81	921
Field goal pct	.404	.417	# 11/16/19	at Syracuse	L 67-89	21487
3 POINT FG-ATT	139-466	135-437	# 11/19/19	at Ole Miss	L 52-65	6316
3-point FG pct	.298	.309	@ 11/25/19	vs Bucknell	L 70-77	250
3-pt FG made per game	7.0	6.8	@ 11/26/19	vs Western Mich.	w 59-55	250
FREE THROWS-ATT	332-432	315-439	11/30/19	IDAHO	w 74-55	863
Free throw pct	.769	.718	12/03/19	INCARNATE WORD	w 81-60	820
F-Throws made per game	16.6	15.8	12/07/19	PORTLAND	w 73-71	753
REBOUNDS	729	713	12/17/19	at Washington	L 59-81	7760
Rebounds per game	36.5	35.7	12/21/19	FLORIDA A&M	L 57-71	806
Rebounding margin	+0.8	-	12/23/19	LONG BEACH ST.	w 79-57	940
ASSISTS	225	233	12/28/19	at Saint Mary's (CA)	L 58-84	3500
Assists per game	11.3	11.7	* 01/02/20	at Kansas City	Lo3 86-90	1158
TURNOVERS	222	276	* 01/04/20	at Chicago St.	w 86-54	307
Turnovers per game	11.1	13.8	* 01/11/20	UTAH VALLEY	w 83-50	999
Turnover margin	+2.7	-	* 01/16/20	UTRGV	w 91-74	862
Assist/turnover ratio	1.0	0.8	* 01/18/20	NEW MEXICO ST.	L 67-75	999
STEALS	118	110				
Steals per game	5.9	5.5				
BLOCKS	68	59				
Blocks per game	3.4	3.0				
ATTENDANCE	9790	43838				
Home games-Avg/Game	11-890	7-6191				
Neutral site-Avg/Game	-	2-250				

\* - Conference game

<b>Score by Periods</b>	<b>1st</b>	<b>2nd</b>	<b>OT</b>	<b>OT2</b>	<b>OT3</b>	<b>Totals</b>
Seattle U	682	763	15	8	7	1475
Opponents	615	763	15	8	11	1412



**Seattle University Basketball**  
**Seattle U Combined Team Statistics (as of Jan 18, 2020)**  
**Conference games only**

<b>RECORD:</b>	<b>OVERALL</b>	<b>HOME</b>	<b>AWAY</b>	<b>NEUTRAL</b>
ALL GAMES	3-2	2-1	1-1	0-0
CONFERENCE	3-2	2-1	1-1	0-0
NON-CONFERENCE	0-0	0-0	0-0	0-0

#	Player	gp-gs	min	avg	Total		3-Point		F-Throw		Rebounds				pf	dq	a	to	blk	stl	pts	avg
					fg-fga	fg%	3fg-fga	3fg%	ft-fta	ft%	off	def	tot	avg								
23	Brown, Terrell	5-5	190	38.0	28-77	.364	2-9	.222	21-27	.778	10	23	33	6.6	15	1	33	18	6	12	79	15.8
13	Means, Morgan	5-4	182	36.4	21-51	.412	7-24	.292	20-22	.909	3	17	20	4.0	18	1	16	11	0	4	69	13.8
11	Grigsby, Riley	5-5	158	31.6	17-46	.370	6-25	.240	16-20	.800	10	27	37	7.4	14	1	1	2	7	5	56	11.2
24	Jones, Delante	5-0	82	16.4	17-35	.486	12-26	.462	6-8	.750	2	2	4	0.8	9	0	2	1	0	2	52	10.4
01	Carter, Myles	5-5	132	26.4	15-34	.441	0-1	.000	15-23	.652	9	22	31	6.2	21	3	0	3	9	4	45	9.0
12	Da Campo, Mattia	5-1	129	25.8	11-32	.344	5-16	.313	15-17	.882	15	15	30	6.0	13	0	6	6	1	2	42	8.4
10	Nettles, Aaron	5-5	134	26.8	11-28	.393	10-24	.417	4-6	.667	3	13	16	3.2	13	1	4	4	1	4	36	7.2
00	Economou, Rip	3-0	13	4.3	3-6	.500	3-5	.600	0-0	.000	0	0	0	0.0	1	0	0	1	0	0	9	3.0
34	Hundal, Anand	3-0	11	3.7	3-4	.750	1-2	.500	2-3	.667	2	0	2	0.7	3	0	0	0	0	0	9	3.0
02	Hopkins, Trey	1-0	7	7.0	1-4	.250	1-2	.500	0-0	.000	1	1	2	2.0	0	0	1	0	0	1	3	3.0
21	Dallas, Jordan	4-0	29	7.3	4-5	.800	3-4	.750	0-0	.000	1	3	4	1.0	9	1	1	0	0	0	11	2.8
33	Hauge, Mikkell	2-0	4	2.0	0-0	.000	0-0	.000	2-2	1.000	0	1	1	0.5	0	0	1	0	0	0	2	1.0
35	Pinskus, Dovy	2-0	4	2.0	0-0	.000	0-0	.000	0-0	.000	0	0	0	0.0	0	0	0	0	0	0	0	0.0
Team											4	2	6				4					
Total.....		5	1075		131-322	.407	50-138	.362	101-128	.789	60	126	186	37.2	116	8	65	50	24	34	413	82.6
Opponents.....		5	1075		109-282	.387	31-93	.333	94-125	.752	48	134	182	36.4	112	-	50	81	18	22	343	68.6

<b>TEAM STATISTICS</b>	<b>SU</b>	<b>OPP</b>	<b>Date</b>	<b>Opponent</b>	<b>Score</b>	<b>Att.</b>
SCORING	413	343	* 01/02/20	at Kansas City	Lo3 86-90	1158
Points per game	82.6	68.6	* 01/04/20	at Chicago St.	W 86-54	307
Scoring margin	+14.0	-	* 01/11/20	UTAH VALLEY	W 83-50	999
FIELD GOALS-ATT	131-322	109-282	* 01/16/20	UTRGV	W 91-74	862
Field goal pct	.407	.387	* 01/18/20	NEW MEXICO ST.	L 67-75	999
3 POINT FG-ATT	50-138	31-93	* - Conference game			
3-point FG pct	.362	.333				
3-pt FG made per game	10.0	6.2				
FREE THROWS-ATT	101-128	94-125				
Free throw pct	.789	.752				
F-Throws made per game	20.2	18.8				
REBOUNDS	186	182				
Rebounds per game	37.2	36.4				
Rebounding margin	+0.8	-				
ASSISTS	65	50				
Assists per game	13.0	10.0				
TURNOVERS	50	81				
Turnovers per game	10.0	16.2				
Turnover margin	+6.2	-				
Assist/turnover ratio	1.3	0.6				
STEALS	34	22				
Steals per game	6.8	4.4				
BLOCKS	24	18				
Blocks per game	4.8	3.6				
ATTENDANCE	2860	1465				
Home games-Avg/Game	3-953	2-732				
Neutral site-Avg/Game	-	0-0				

<b>Score by Periods</b>	<b>1st</b>	<b>2nd</b>	<b>OT</b>	<b>OT2</b>	<b>OT3</b>	<b>Totals</b>
Seattle U	178	205	15	8	7	413
Opponents	131	178	15	8	11	343



**Seattle University Basketball**  
Seattle U Season Schedule/Results & Leaders (as of Jan 18, 2020)  
**All games**

<b>RECORD:</b>	<b>OVERALL</b>	<b>HOME</b>	<b>AWAY</b>	<b>NEUTRAL</b>
ALL GAMES	10-10	8-3	1-6	1-1
CONFERENCE	3-2	2-1	1-1	0-0
NON-CONFERENCE	7-8	6-2	0-5	1-1

<b>Date</b>	<b>Opponent</b>		<b>Score</b>		<b>Att.</b>	<b>High Points</b>	<b>High Rebounds</b>
11/05/19	PACIFIC LUTHERAN	W	98-64		828	(16)Brown, Terrell	(8)Brown, Terrell
11/07/19	at Washington St.		54-85	L	2810	(24)Brown, Terrell	(8)Brown, Terrell (8)Da Campo, Mattia
11/09/19	EASTERN WASH.		66-74	L	999	(31)Brown, Terrell	(13)Brown, Terrell
11/12/19	PACIFIC (OR)	W	115-81		921	(37)Carter, Myles	(15)Carter, Myles
11/16/19	#at Syracuse	L	67-89	L	21487	(23)Brown, Terrell	(10)Carter, Myles
11/19/19	#at Ole Miss	L	52-65	L	6316	(17)Brown, Terrell	(6)Means, Morgan (6)Jones, Delante
11/25/19	@vs Bucknell		70-77	L	250	(29)Brown, Terrell	(9)Carter, Myles
11/26/19	@vs Western Mich.	W	59-55		250	(17)Brown, Terrell	(10)Carter, Myles
11/30/19	IDAHO	W	74-55		863	(20)Brown, Terrell	(10)Carter, Myles
12/03/19	INCARNATE WORD	W	81-60		820	(22)Grigsby, Riley	(10)Brown, Terrell (10)Grigsby, Riley
12/07/19	PORTLAND	W	73-71		753	(20)Brown, Terrell	(10)Brown, Terrell
12/17/19	at Washington		59-81	L	7760	(21)Brown, Terrell	(7)Brown, Terrell
12/21/19	FLORIDA A&M		57-71	L	806	(18)Brown, Terrell	(8)Da Campo, Mattia
12/23/19	LONG BEACH ST.	W	79-57		940	(15)Brown, Terrell	(8)Grigsby, Riley (8)Means, Morgan
12/28/19	at Saint Mary's (CA)		58-84	L	3500	(22)Brown, Terrell	(7)Brown, Terrell
01/02/20	*at Kansas City		86-90	Lo3	1158	(21)Means, Morgan	(10)Grigsby, Riley
01/04/20	*at Chicago St.	W	86-54		307	(18)Da Campo, Mattia	(10)Grigsby, Riley
01/11/20	*UTAH VALLEY	W	83-50		999	(17)Grigsby, Riley	(8)Da Campo, Mattia (8)Grigsby, Riley
01/16/20	*UTRGV	W	91-74		862	(22)Means, Morgan	(11)Carter, Myles
01/18/20	*NEW MEXICO ST.	L	67-75	L	999	(25)Brown, Terrell	(5)Brown, Terrell

\* - Conference game

<b>Attendance Summary</b>	<b>Games</b>	<b>Attend</b>	<b>Avg/Game</b>
Home	11	9790	890
Away	7	43338	6191
Neutral	2	500	250
Total	20	53628	2681



**Seattle University Basketball  
Seattle U Team Game-by-Game (as of Jan 18, 2020)  
All games**

**TEAM STATISTICS**

Opponent	Date	Score		Total		3-Pointers		Free throws		Rebounds				pf	a	t/o	blk	stl	pts	avg
				fg-fga	pct	3fg-fga	pct	ft-fa	pct	off	def	tot	avg							
PACIFIC LUTHERAN	11/05/19	98-64	W	38-67	.567	8-28	.286	14-19	.737	15	28	43	43.0	14	17	9	3	5	98	98.0
at Washington St.	11/07/19	54-85	L	20-59	.339	1-15	.067	13-19	.684	9	30	39	41.0	14	4	12	4	1	54	76.0
EASTERN WASH.	11/09/19	66-74	L	24-68	.353	3-17	.176	15-22	.682	13	33	46	42.7	24	5	10	0	10	66	72.7
PACIFIC (OR)	11/12/19	115-81	W	34-59	.576	4-20	.200	43-51	.843	8	41	49	44.2	18	23	23	6	5	115	83.2
at Syracuse	11/16/19	67-89	L	23-62	.371	8-25	.320	13-14	.929	9	21	30	41.4	26	14	13	0	8	67	80.0
at Ole Miss	11/19/19	52-65	L	16-56	.286	4-17	.235	16-18	.889	12	19	31	39.7	17	7	12	3	6	52	75.3
vs Bucknell	11/25/19	70-77	L	24-62	.387	6-17	.353	16-20	.800	9	23	32	38.6	21	7	8	1	4	70	74.6
vs Western Mich.	11/26/19	59-55	W	21-57	.368	6-22	.273	11-19	.579	11	24	35	38.1	14	9	8	4	5	59	72.6
IDAHO	11/30/19	74-55	W	28-65	.431	11-33	.333	7-12	.583	8	25	33	37.6	14	11	11	3	10	74	72.8
INCARNATE WORD	12/03/19	81-60	W	23-55	.418	7-22	.318	28-31	.903	16	33	49	38.7	21	12	16	3	6	81	73.6
PORTLAND	12/07/19	73-71	W	26-66	.394	8-23	.348	13-23	.565	14	28	42	39.0	20	12	8	2	4	73	73.5
at Washington	12/17/19	59-81	L	22-61	.361	5-23	.217	10-13	.769	11	19	30	38.2	18	8	10	1	4	59	72.3
FLORIDA A&M	12/21/19	57-71	L	22-62	.355	4-20	.200	9-16	.563	8	16	24	37.2	14	5	9	6	3	57	71.2
LONG BEACH ST.	12/23/19	79-57	W	29-69	.420	9-28	.321	12-14	.857	10	24	34	36.9	17	17	12	4	13	79	71.7
at Saint Mary's (CA)	12/28/19	58-84	L	21-54	.389	5-18	.278	11-13	.846	4	22	26	36.2	16	9	11	4	0	58	70.8
at Kansas City	01/02/20	86-90	Lot	26-76	.342	6-30	.200	28-37	.757	16	32	48	36.9	25	8	14	5	11	86	71.8
at Chicago St.	01/04/20	86-54	W	22-64	.344	14-35	.400	28-33	.848	12	28	40	37.1	20	15	9	3	7	86	72.6
UTAH VALLEY	01/11/20	83-50	W	30-66	.455	11-27	.407	12-16	.750	14	24	38	37.2	25	15	10	7	7	83	73.2
UTRGV	01/16/20	91-74	W	30-62	.484	13-24	.542	18-24	.750	11	26	37	37.2	22	19	8	6	6	91	74.1
NEW MEXICO ST.	01/18/20	67-75	L	23-54	.426	6-22	.273	15-18	.833	7	16	23	36.5	24	8	9	3	3	67	73.8
Seattle U		1475		502-1244	.404	139-466	.298	332-432	.769	217	512	729	36.5	384	225	222	68	118	1475	73.8
Opponents		1412		481-1153	.417	135-437	.309	315-439	.718	177	536	713	35.7	398	233	276	59	110	1412	70.6

Games played: 20  
Points/game: 73.8  
FG Pct: 40.4  
3FG Pct: 29.8  
FT Pct: 76.9

Rebounds/game: 36.5  
Assists/game: 11.3  
Turnovers/game: 11.1  
Assist/turnover ratio: 1.0  
Steals/game: 5.9  
Blocks/game: 3.4



**Seattle University Basketball**  
**Seattle U Points-Rebounds-Assists (as of Jan 18, 2020)**  
**All games**

Opponent	Date	Score	00		01		02		10		11		12		13	
			ECONOMOU,R	CARTER,MYL	HOPKINS,TR	NETTLES,AA	GRIGSBY,RI	DA CAMPO,M	MEANS,MORG							
PACIFIC LUTHERAN	11/05/19	98-64	w	7-2-0	9-6-0	11-3-0	5-2-2	DNP	8-7-2	DNP						
at Washington St.	11/07/19	54-85	L	0-1-0	8-3-0	10-0-0	4-0-1	DNP	1-8-0	7-3-0						
EASTERN WASH.	11/09/19	66-74	L	0-0-0	11-6-0	3-1-0	3-0-0	DNP	0-4-1	10-7-0						
PACIFIC (OR)	11/12/19	115-81	w	7-4-1	37-15-1	7-6-2	16-2-5	DNP	8-4-6	DNP						
at Syracuse	11/16/19	67-89	L	0-0-0	10-10-0	4-1-0	7-3-3	DNP	3-3-3	5-2-5						
at Ole Miss	11/19/19	52-65	L	4-0-0	6-5-1	0-1-0	6-0-1	DNP	5-5-0	7-6-1						
vs Bucknell	11/25/19	70-77	L	DNP	9-9-0	0-0-0	10-3-1	2-3-0	0-1-0	13-8-4						
vs Western Mich.	11/26/19	59-55	w	0-0-0	14-10-0	0-0-0	1-1-1	3-1-0	5-3-0	7-5-0						
IDAHO	11/30/19	74-55	w	0-0-0	7-10-0	DNP	15-1-0	0-2-0	10-2-2	9-5-4						
INCARNATE WORD	12/03/19	81-60	w	2-2-0	5-4-1	1-1-0	3-1-0	22-10-0	2-3-0	13-5-4						
PORTLAND	12/07/19	73-71	w	DNP	6-7-1	DNP	0-1-0	6-6-2	2-2-1	18-5-3						
at Washington	12/17/19	59-81	L	DNP	2-2-0	DNP	6-1-1	8-5-2	5-3-1	13-4-1						
FLORIDA A&M	12/21/19	57-71	L	0-0-0	DNP	0-2-0	5-0-0	15-4-1	6-8-0	10-4-1						
LONG BEACH ST.	12/23/19	79-57	w	2-1-0	13-5-0	0-0-0	6-1-0	10-8-0	0-2-0	14-8-8						
at Saint Mary's (CA)	12/28/19	58-84	L	0-0-0	9-6-0	0-0-0	0-0-0	3-1-0	9-3-0	11-6-6						
at Kansas City	01/02/20	86-90	L	DNP	11-9-0	DNP	17-5-0	15-10-0	0-3-0	21-9-3						
at Chicago St.	01/04/20	86-54	w	9-0-0	6-4-0	3-2-1	5-2-1	7-10-0	18-8-1	7-3-4						
UTAH VALLEY	01/11/20	83-50	w	0-0-0	5-5-0	DNP	8-3-0	17-8-0	9-8-3	9-4-3						
UTRGV	01/16/20	91-74	w	DNP	17-11-0	DNP	6-6-3	15-5-0	11-7-2	22-1-4						
NEW MEXICO ST.	01/18/20	67-75	L	0-0-0	6-2-0	DNP	0-0-0	2-4-1	4-4-0	10-3-2						

Opponent	Date	Score	21		23		24		33		34		35	
			DALLAS,JOR	BROWN,TERR	JONES,DELA	HAUGE,MIKK	HUNDAL,ANA	PINSKUS,DO						
PACIFIC LUTHERAN	11/05/19	98-64	w	10-5-0	16-8-9	15-1-1	7-1-2	6-3-0	4-1-1					
at Washington St.	11/07/19	54-85	L	0-1-0	24-8-2	0-4-1	0-1-0	0-0-0	0-0-0					
EASTERN WASH.	11/09/19	66-74	L	2-3-0	31-13-4	6-3-0	DNP	0-0-0	DNP					
PACIFIC (OR)	11/12/19	115-81	w	7-2-0	19-4-6	8-5-0	2-0-1	4-4-1	0-1-0					
at Syracuse	11/16/19	67-89	L	3-1-0	23-7-3	12-1-0	0-0-0	0-2-0	0-0-0					
at Ole Miss	11/19/19	52-65	L	0-2-0	17-1-4	7-6-0	0-0-0	0-1-0	DNP					
vs Bucknell	11/25/19	70-77	L	0-0-0	29-3-2	7-5-0	DNP	0-0-0	DNP					
vs Western Mich.	11/26/19	59-55	w	0-0-0	17-8-8	12-6-0	DNP	DNP	DNP					
IDAHO	11/30/19	74-55	w	11-1-0	20-7-4	2-4-1	DNP	0-1-0	DNP					
INCARNATE WORD	12/03/19	81-60	w	7-5-1	14-10-5	7-2-1	0-0-0	5-3-0	0-1-0					
PORTLAND	12/07/19	73-71	w	5-2-0	20-10-3	16-6-2	DNP	0-0-0	DNP					
at Washington	12/17/19	59-81	L	0-4-0	21-7-2	4-1-1	DNP	DNP	DNP					
FLORIDA A&M	12/21/19	57-71	L	0-2-0	18-4-3	3-0-0	DNP	DNP	DNP					
LONG BEACH ST.	12/23/19	79-57	w	5-4-0	15-1-9	11-4-0	3-0-0	DNP	0-0-0					
at Saint Mary's (CA)	12/28/19	58-84	L	0-0-0	22-7-3	2-1-0	2-0-0	DNP	DNP					
at Kansas City	01/02/20	86-90	L	0-0-0	20-9-4	2-0-1	DNP	DNP	DNP					
at Chicago St.	01/04/20	86-54	w	2-1-0	14-8-7	14-1-0	0-0-1	1-1-0	0-0-0					
UTAH VALLEY	01/11/20	83-50	w	3-1-1	12-5-8	13-1-0	2-1-0	5-0-0	0-0-0					
UTRGV	01/16/20	91-74	w	DNP	8-6-9	12-0-1	DNP	DNP	DNP					
NEW MEXICO ST.	01/18/20	67-75	L	6-2-0	25-5-5	11-2-0	DNP	3-1-0	DNP					



#00 Economou, Rip

Opponent	Date	gs	min	Total		3-Pointers		Free throws		Rebounds				pf	a	t/o	blk	stl	pts	avg	
				fg-fga	pct	3fg-fga	pct	ft-fga	pct	off	def	tot	avg								
PACIFIC LUTHERAN	11/05/19	*	26	3-9	.333	1-7	.143	0-0	.000	0	2	2	2.0	2	0	0	0	3	7	7.0	
at Washington St.	11/07/19		10	0-1	.000	0-1	.000	0-0	.000	1	0	1	1.5	2	0	0	0	0	0	3.5	
EASTERN WASH.	11/09/19		1	0-0	.000	0-0	.000	0-0	.000	0	0	0	1.0	0	0	0	0	0	0	2.3	
PACIFIC (OR)	11/12/19	*	22	3-8	.375	1-4	.250	0-0	.000	0	4	4	1.8	0	1	3	0	0	7	3.5	
at Syracuse	11/16/19		7	0-3	.000	0-3	.000	0-0	.000	0	0	0	1.4	3	0	0	0	0	0	2.8	
at Ole Miss	11/19/19		1	1-1	1.000	0-0	.000	2-2	1.000	0	0	0	1.2	0	0	0	0	0	4	3.0	
vs Western Mich.	11/26/19		2	0-1	.000	0-0	.000	0-0	.000	0	0	0	1.0	0	0	0	0	0	0	2.6	
IDAHO	11/30/19		3	0-0	.000	0-0	.000	0-0	.000	0	0	0	0.9	2	0	0	0	0	0	2.3	
INCARNATE WORD	12/03/19		6	1-3	.333	0-2	.000	0-0	.000	0	2	2	1.0	0	0	1	0	0	2	2.2	
FLORIDA A&M	12/21/19		3	0-0	.000	0-0	.000	0-0	.000	0	0	0	0.9	1	0	1	1	0	0	2.0	
LONG BEACH ST.	12/23/19		3	1-2	.500	0-1	.000	0-0	.000	1	0	1	0.9	0	0	1	2	1	2	2.0	
at Saint Mary's (CA)	12/28/19		2	0-0	.000	0-0	.000	0-0	.000	0	0	0	0.8	0	0	0	0	0	0	1.8	
at Chicago St.	01/04/20		8	3-5	.600	3-4	.750	0-0	.000	0	0	0	0.8	0	0	0	0	0	9	2.4	
UTAH VALLEY	01/11/20		4	0-1	.000	0-1	.000	0-0	.000	0	0	0	0.7	1	0	1	0	0	0	2.2	
NEW MEXICO ST.	01/18/20		1	0-0	.000	0-0	.000	0-0	.000	0	0	0	0.7	0	0	0	0	0	0	2.1	
Totals			2	99	12-34	.353	5-23	.217	2-2	1.000	2	8	10	0.7	11	1	7	3	4	31	2.1

Games played: 15  
 Minutes/game: 6.6  
 Points/game: 2.1  
 FG Pct: 35.3  
 3FG Pct: 21.7  
 FT Pct: 100.0

Rebounds/game: 0.7  
 Assists/game: 0.1  
 Turnovers/game: 0.5  
 Assist/turnover ratio: 0.1  
 Steals/game: 0.3  
 Blocks/game: 0.2

CAREER STATS

Year	GP-GS	Min/Avg	Total		3-Point		FT-FTA	Pct	Off-Def	Tot	Avg	PF-FO	Ast	TO	Blk	Stl	Pts/Avg
			FG-FGA	Pct	FG-FGA	Pct											
2018-19	15-0	64/4.3	7-27	.259	6-24	.250	3-5	.600	4-2	6	0.4	15-0	0	2	1	0	23/1.5
2019-20	15-2	99/6.6	12-34	.353	5-23	.217	2-2	1.000	2-8	10	0.7	11-0	1	7	3	4	31/2.1
TOTAL	30-2	163/5.4	19-61	.311	11-47	.234	5-7	.714	6-10	16	0.5	26-0	1	9	4	4	54/1.8

SINGLE-GAME HIGHS

Points: 9, at Chicago St. -- 01/04/20 ; Prairie View -- 12/20/18  
 Rebounds: 4, Pacific (OR) -- 11/12/19  
 Assists: 1, Pacific (OR) -- 11/12/19  
 Steals: 3, Pacific Lutheran -- 11/05/19 ; Pacific Lutheran -- 11/05/19  
 Blocks: 2, Long Beach St. -- 12/23/19  
 FG made: 3, 5 times  
 FG attempts: 9, Pacific Lutheran -- 11/05/19 ; Pacific Lutheran -- 11/05/19  
 3FG made: 3, at Chicago St. -- 01/04/20 ; Prairie View -- 12/20/18  
 3FG attempts: 7, Pacific Lutheran -- 11/05/19 ; Pacific Lutheran -- 11/05/19  
 FT made: 2, at CSU Bakersfield -- 01/03/19 ; at Ole Miss -- 11-19-19  
 FT attempts: 2, at CSU Bakersfield -- 01/03/19 ; at Ole Miss -- 11-19-19 ; Puget Sound -- 11/08/18



#01 Carter, Myles

Opponent	Date	gs	min	Total		3-Pointers		Free throws		Rebounds				pf	a	t/o	blk	stl	pts	avg	
				fg-fga	pct	3fg-fga	pct	ft-fa	pct	off	def	tot	avg								
PACIFIC LUTHERAN	11/05/19	*	18	3-4	.750	0-1	.000	3-4	.750	1	5	6	6.0	1	0	2	1	0	9	9.0	
at Washington St.	11/07/19	*	30	3-7	.429	0-1	.000	2-2	1.000	2	1	3	4.5	0	0	1	4	0	8	8.5	
EASTERN WASH.	11/09/19	*	27	4-8	.500	0-0	.000	3-4	.750	1	5	6	5.0	4	0	1	0	2	11	9.3	
PACIFIC (OR)	11/12/19	*	31	11-12	.917	0-0	.000	15-17	.882	4	11	15	7.5	4	1	4	2	1	37	16.3	
at Syracuse	11/16/19	*	35	4-11	.364	0-0	.000	2-2	1.000	4	6	10	8.0	1	0	3	0	0	10	15.0	
at Ole Miss	11/19/19	*	30	1-3	.333	0-0	.000	4-4	1.000	1	4	5	7.5	4	1	1	2	2	6	13.5	
vs Bucknell	11/25/19	*	35	4-6	.667	1-1	1.000	0-0	.000	3	6	9	7.7	4	0	2	0	0	9	12.9	
vs Western Mich.	11/26/19	*	33	4-10	.400	0-0	.000	6-10	.600	4	6	10	8.0	2	0	4	3	1	14	13.0	
IDAHO	11/30/19	*	32	3-5	.600	0-1	.000	1-5	.200	3	7	10	8.2	1	0	3	0	0	7	12.3	
INCARNATE WORD	12/03/19	*	19	1-6	.167	0-1	.000	3-4	.750	1	3	4	7.8	4	1	2	2	0	5	11.6	
PORTLAND	12/07/19	*	22	2-5	.400	0-1	.000	2-4	.500	3	4	7	7.7	3	1	2	1	0	6	11.1	
at Washington	12/17/19	*	18	1-3	.333	0-0	.000	0-0	.000	0	2	2	7.3	2	0	1	0	0	2	10.3	
LONG BEACH ST.	12/23/19	*	23	4-9	.444	0-0	.000	5-6	.833	1	4	5	7.1	2	0	2	1	1	13	10.5	
at Saint Mary's (CA)	12/28/19	*	27	4-9	.444	1-1	1.000	0-0	.000	1	5	6	7.0	2	0	5	3	0	9	10.4	
at Kansas City	01/02/20	*	33	5-8	.625	0-0	.000	1-1	1.000	5	4	9	7.1	5	0	0	1	1	11	10.5	
at Chicago St.	01/04/20	*	22	2-5	.400	0-0	.000	2-4	.500	1	3	4	6.9	4	0	2	2	2	6	10.2	
UTAH VALLEY	01/11/20	*	29	1-7	.143	0-1	.000	3-6	.500	1	4	5	6.8	2	0	0	4	0	5	9.9	
UTRGV	01/16/20	*	29	6-13	.462	0-0	.000	5-7	.714	2	9	11	7.1	5	0	1	2	0	17	10.3	
NEW MEXICO ST.	01/18/20	*	19	1-1	1.000	0-0	.000	4-5	.800	0	2	2	6.8	5	0	0	0	1	6	10.1	
Totals			18	512	64-132	.485	2-8	.250	61-85	.718	38	91	129	6.8	55	4	36	28	11	191	10.1

Games played: 19  
 Minutes/game: 26.9  
 Points/game: 10.1  
 FG Pct: 48.5  
 3FG Pct: 25.0  
 FT Pct: 71.8

Rebounds/game: 6.8  
 Assists/game: 0.2  
 Turnovers/game: 1.9  
 Assist/turnover ratio: 0.1  
 Steals/game: 0.6  
 Blocks/game: 1.5

CAREER STATS

Year	GP-GS	Min/Avg	Total		3-Point		FT-FTA		Rebounds		PF-FO	Ast	TO	Blk	Stl	Pts/Avg	
			FG-FGA	Pct	FG-FGA	Pct	Pct	Off-Def	Tot	Avg							
2015-16*	9-0	32/3.6	2-2	1.000	0-0	.000	1-4	.250	3-3	6	0.7	5-0	1	3	1	0	5/0.6
2016-17*	5-0	33/6.6	2-7	.286	0-0	.000	0-1	.000	2-5	7	1.4	17-0	8	13	0	11	4/0.8
2018-19	33-33	974/29.5	163-342	.477	6-15	.400	94-151	.623	77-183	260	7.9	121-9	16	74	60	5	426/12.9
2019-20	19-18	512/26.9	64-132	.485	2-8	.250	61-85	.718	38-91	129	6.8	55-3	4	36	28	11	191/10.1
TOTAL	52-51	1486/28.6	227-474	.479	8-23	.348	155-236	.657	115-274	389	7.5	176-12	20	110	88	16	617/11.9
All*	66-51	1551/23.5	231-483	.478	8-23	.348	156-241	.647	120-282	402	6.1	198-12	29	126	89	27	626/9.5

\* Statistics from prior team/school

SINGLE-GAME HIGHS

Points: 37, Pacific (OR) -- 11/12/19  
 Rebounds: 15, UTRGV -- 01/19/19 ; Pacific (OR) -- 11/12/19  
 Assists: 2, 5 times  
 Steals: 2, at Ole Miss -- 11-19-19 ; Eastern Wash. -- 11/09/19 ; at Portland -- 12/17/18  
 Blocks: 7, Northwest (WA) -- 11/28/18  
 FG made: 11, Pacific (OR) -- 11/12/19 ; at California -- 12/29/18  
 FG attempts: 19, UTRGV -- 01/19/19  
 3FG made: 1, 7 times  
 3FG attempts: 3, Utah Valley -- 02/26/19  
 FT made: 15, Pacific (OR) -- 11/12/19  
 FT attempts: 17, Pacific (OR) -- 11/12/19



#02 Hopkins, Trey

Opponent	Date	gs	min	Total		3-Pointers		Free throws		Rebounds				pf	a	t/o	blk	stl	pts	avg	
				fg-fga	pct	3fg-fga	pct	ft-fa	pct	off	def	tot	avg								
PACIFIC LUTHERAN	11/05/19	*	27	5-10	.500	0-4	.000	1-2	.500	2	1	3	3.0	3	0	1	0	1	11	11.0	
at Washington St.	11/07/19		13	3-5	.600	0-1	.000	4-4	1.000	0	0	0	1.5	0	0	0	0	0	10	10.5	
EASTERN WASH.	11/09/19		20	1-6	.167	0-4	.000	1-2	.500	0	1	1	1.3	1	0	0	0	1	3	8.0	
PACIFIC (OR)	11/12/19		19	3-8	.375	1-4	.250	0-0	.000	0	6	6	2.5	1	2	3	0	1	7	7.8	
at Syracuse	11/16/19		4	1-1	1.000	0-0	.000	2-2	1.000	1	0	1	2.2	0	0	0	0	0	4	7.0	
at Ole Miss	11/19/19		7	0-0	.000	0-0	.000	0-0	.000	0	1	1	2.0	1	0	0	0	0	0	5.8	
vs Bucknell	11/25/19		0	0-0	.000	0-0	.000	0-0	.000	0	0	0	1.7	0	0	0	0	0	0	5.0	
vs Western Mich.	11/26/19		3	0-0	.000	0-0	.000	0-0	.000	0	0	0	1.5	0	0	0	0	0	0	4.4	
INCARNATE WORD	12/03/19		5	0-1	.000	0-1	.000	1-2	.500	0	1	1	1.4	3	0	0	0	0	1	4.0	
FLORIDA A&M	12/21/19		7	0-0	.000	0-0	.000	0-0	.000	0	2	2	1.5	1	0	0	0	0	0	3.6	
LONG BEACH ST.	12/23/19		6	0-2	.000	0-1	.000	0-0	.000	0	0	0	1.4	3	0	0	0	0	0	3.3	
at Saint Mary's (CA)	12/28/19		4	0-0	.000	0-0	.000	0-0	.000	0	0	0	1.3	1	0	0	0	0	0	3.0	
at Chicago St.	01/04/20		7	1-4	.250	1-2	.500	0-0	.000	1	1	2	1.3	0	1	0	0	1	3	3.0	
<b>Totals</b>			<b>1</b>	<b>122</b>	<b>14-37</b>	<b>.378</b>	<b>2-17</b>	<b>.118</b>	<b>9-12</b>	<b>.750</b>	<b>4</b>	<b>13</b>	<b>17</b>	<b>1.3</b>	<b>14</b>	<b>3</b>	<b>4</b>	<b>0</b>	<b>4</b>	<b>39</b>	<b>3.0</b>

Games played: 13  
 Minutes/game: 9.4  
 Points/game: 3.0  
 FG Pct: 37.8  
 3FG Pct: 11.8  
 FT Pct: 75.0

Rebounds/game: 1.3  
 Assists/game: 0.2  
 Turnovers/game: 0.3  
 Assist/turnover ratio: 0.8  
 Steals/game: 0.3

CAREER STATS

Year	GP-GS	Min/Avg	Total		3-Point		FT-FTA	Pct	Off-Def	Tot	Avg	PF-FO	Ast	TO	Blk	Stl	Pts/Avg
			FG-FGA	Pct	FG-FGA	Pct											
2018-19	18-2	136/7.6	17-40	.425	3-16	.188	3-5	.600	11-10	21	1.2	14-0	4	7	0	2	40/2.2
2019-20	13-1	122/9.4	14-37	.378	2-17	.118	9-12	.750	4-13	17	1.3	14-0	3	4	0	4	39/3.0
<b>TOTAL</b>	<b>31-3</b>	<b>258/8.3</b>	<b>31-77</b>	<b>.403</b>	<b>5-33</b>	<b>.152</b>	<b>12-17</b>	<b>.706</b>	<b>15-23</b>	<b>38</b>	<b>1.2</b>	<b>28-0</b>	<b>7</b>	<b>11</b>	<b>0</b>	<b>6</b>	<b>79/2.5</b>

SINGLE-GAME HIGHS

Points: 12, Northwest (WA) -- 11/28/18  
 Rebounds: 6, Pacific (OR) -- 11/12/19  
 Assists: 2, California Baptist -- 02/02/19 ; Pacific (OR) -- 11/12/19  
 Steals: 1, 6 times  
 FG made: 5, Pacific Lutheran -- 11/05/19 ; Northwest (WA) -- 11/28/18  
 FG attempts: 10, Pacific Lutheran -- 11/05/19  
 3FG made: 2, Northwest (WA) -- 11/28/18  
 3FG attempts: 4, 4 times  
 FT made: 4, at Washington St. -- 11/07/19  
 FT attempts: 4, at Washington St. -- 11/07/19



#10 Nettles, Aaron

Opponent	Date	gs	min	Total		3-Pointers		Free throws		Rebounds				pf	a	t/o	blk	stl	pts	avg	
				fg-fga	pct	3fg-fga	pct	ft-fga	pct	off	def	tot	avg								
PACIFIC LUTHERAN	11/05/19		19	2-8	.250	1-5	.200	0-0	.000	1	1	2	2.0	2	2	0	0	0	5	5.0	
at Washington St.	11/07/19		13	1-3	.333	0-1	.000	2-3	.667	0	0	0	1.0	0	1	0	0	0	4	4.5	
EASTERN WASH.	11/09/19		21	1-2	.500	0-1	.000	1-2	.500	0	0	0	0.7	0	0	1	0	1	3	4.0	
PACIFIC (OR)	11/12/19		21	0-4	.000	0-4	.000	16-18	.889	0	2	2	1.0	4	5	0	0	1	16	7.0	
at Syracuse	11/16/19		23	2-3	.667	2-3	.667	1-1	1.000	1	2	3	1.4	1	3	2	0	1	7	7.0	
at Ole Miss	11/19/19		27	2-9	.222	2-5	.400	0-0	.000	0	0	0	1.2	1	1	1	0	0	6	6.8	
vs Bucknell	11/25/19		23	2-5	.400	2-4	.500	4-5	.800	1	2	3	1.4	3	1	0	0	1	10	7.3	
vs Western Mich.	11/26/19		12	0-1	.000	0-1	.000	1-2	.500	0	1	1	1.4	0	1	0	0	0	1	6.5	
IDAHO	11/30/19		31	6-16	.375	3-10	.300	0-0	.000	0	1	1	1.3	2	0	0	0	4	15	7.4	
INCARNATE WORD	12/03/19		11	1-2	.500	1-2	.500	0-0	.000	0	1	1	1.3	0	0	1	0	0	3	7.0	
PORTLAND	12/07/19		11	0-0	.000	0-0	.000	0-0	.000	0	1	1	1.3	0	0	0	0	0	0	6.4	
at Washington	12/17/19		17	2-4	.500	2-4	.500	0-0	.000	1	0	1	1.3	0	1	1	0	1	6	6.3	
FLORIDA A&M	12/21/19		28	2-7	.286	1-5	.200	0-0	.000	0	0	0	1.2	0	0	0	0	0	5	6.2	
LONG BEACH ST.	12/23/19		20	2-6	.333	2-6	.333	0-0	.000	0	1	1	1.1	2	0	2	0	2	6	6.2	
at Saint Mary's (CA)	12/28/19		8	0-1	.000	0-1	.000	0-0	.000	0	0	0	1.1	0	0	0	0	0	0	5.8	
at Kansas City	01/02/20	*	45	6-11	.545	5-9	.556	0-2	.000	1	4	5	1.3	3	0	3	0	2	17	6.5	
at Chicago St.	01/04/20	*	18	1-3	.333	1-3	.333	2-2	1.000	0	2	2	1.4	3	1	0	0	1	5	6.4	
UTAH VALLEY	01/11/20	*	29	2-6	.333	2-6	.333	2-2	1.000	1	2	3	1.4	5	0	0	1	1	8	6.5	
UTRGV	01/16/20	*	29	2-7	.286	2-5	.400	0-0	.000	1	5	6	1.7	2	3	1	0	0	6	6.5	
NEW MEXICO ST.	01/18/20	*	13	0-1	.000	0-1	.000	0-0	.000	0	0	0	1.6	0	0	0	0	0	0	6.2	
<b>Totals</b>			<b>5</b>	<b>419</b>	<b>34-99</b>	<b>.343</b>	<b>26-76</b>	<b>.342</b>	<b>29-37</b>	<b>.784</b>	<b>7</b>	<b>25</b>	<b>32</b>	<b>1.6</b>	<b>28</b>	<b>19</b>	<b>12</b>	<b>1</b>	<b>15</b>	<b>123</b>	<b>6.2</b>

Games played: 20  
 Minutes/game: 21.0  
 Points/game: 6.2  
 FG Pct: 34.3  
 3FG Pct: 34.2  
 FT Pct: 78.4

Rebounds/game: 1.6  
 Assists/game: 1.0  
 Turnovers/game: 0.6  
 Assist/turnover ratio: 1.6  
 Steals/game: 0.8  
 Blocks/game: 0.1

CAREER STATS

Year	GP-GS	Min/Avg	Total		3-Point		FT-FTA	Pct	Off-Def	Tot	Avg	PF-FO	Ast	TO	Blk	Stl	Pts/Avg
			FG-FGA	Pct	FG-FGA	Pct											
2017-18	32-2	244/7.6	25-60	.417	20-52	.385	13-17	.765	4-17	21	0.7	21-0	9	10	0	6	83/2.6
2018-19	29-3	366/12.6	29-62	.468	22-50	.440	10-14	.714	2-16	18	0.6	39-0	11	13	0	16	90/3.1
2019-20	20-5	419/21.0	34-99	.343	26-76	.342	29-37	.784	7-25	32	1.6	28-1	19	12	1	15	123/6.2
<b>TOTAL</b>	<b>81-10</b>	<b>1029/12.7</b>	<b>88-221</b>	<b>.398</b>	<b>68-178</b>	<b>.382</b>	<b>52-68</b>	<b>.765</b>	<b>13-58</b>	<b>71</b>	<b>0.9</b>	<b>88-1</b>	<b>39</b>	<b>35</b>	<b>1</b>	<b>37</b>	<b>296/3.7</b>

SINGLE-GAME HIGHS

Points: 20, Pacific Lutheran -- 12/04/17  
 Rebounds: 6, UTRGV -- 01/16/20  
 Assists: 5, Pacific (OR) -- 11/12/19  
 Steals: 4, Idaho -- 11/30/19  
 Blocks: 1, Utah Valley -- 01/11/20  
 FG made: 7, Pacific Lutheran -- 12/04/17  
 FG attempts: 16, Idaho -- 11/30/19  
 3FG made: 6, Pacific Lutheran -- 12/04/17  
 3FG attempts: 12, Pacific Lutheran -- 12/04/17  
 FT made: 16, Pacific (OR) -- 11/12/19  
 FT attempts: 18, Pacific (OR) -- 11/12/19



#11 Grigsby, Riley

Opponent	Date	gs	min	Total		3-Pointers		Free throws		Rebounds				pf	a	t/o	blk	stl	pts	avg	
				fg-fga	pct	3fg-fga	pct	ft-fga	pct	off	def	tot	avg								
at Ole Miss	11/19/19		dnp	-	-	-	-	-	-	-	-	-	-	-	-	-	-	-	-	-	
vs Bucknell	11/25/19		27	1-5	.200	0-2	.000	0-0	.000	1	2	3	3.0	4	0	2	1	0	2	2.0	
vs Western Mich.	11/26/19	*	22	1-5	.200	0-4	.000	1-2	.500	0	1	1	2.0	3	0	1	0	0	3	2.5	
IDAHO	11/30/19	*	6	0-1	.000	0-0	.000	0-0	.000	0	2	2	2.0	1	0	1	2	0	0	1.7	
INCARNATE WORD	12/03/19	*	31	6-9	.667	3-5	.600	7-7	1.000	4	6	10	4.0	3	0	3	1	2	22	6.8	
PORTLAND	12/07/19	*	29	2-9	.222	0-7	.000	2-4	.500	1	5	6	4.4	3	2	1	0	1	6	6.6	
at Washington	12/17/19	*	28	2-5	.400	1-4	.250	3-4	.750	1	4	5	4.5	2	2	1	0	0	8	6.8	
FLORIDA A&M	12/21/19	*	32	5-11	.455	1-3	.333	4-5	.800	1	3	4	4.4	3	1	2	1	2	15	8.0	
LONG BEACH ST.	12/23/19	*	33	4-13	.308	0-7	.000	2-2	1.000	1	7	8	4.9	1	0	1	0	0	10	8.3	
at Saint Mary's (CA)	12/28/19	*	22	1-4	.250	0-3	.000	1-1	1.000	0	1	1	4.4	3	0	4	0	0	3	7.7	
at Kansas City	01/02/20	*	47	4-12	.333	0-6	.000	7-9	.778	3	7	10	5.0	1	0	0	2	2	15	8.4	
at Chicago St.	01/04/20	*	29	1-9	.111	0-6	.000	5-6	.833	2	8	10	5.5	4	0	2	1	1	7	8.3	
UTAH VALLEY	01/11/20	*	25	6-11	.545	3-5	.600	2-3	.667	4	4	8	5.7	3	0	0	0	2	17	9.0	
UTRGV	01/16/20	*	25	6-9	.667	3-5	.600	0-0	.000	1	4	5	5.6	5	0	0	1	0	15	9.5	
NEW MEXICO ST.	01/18/20	*	32	0-5	.000	0-3	.000	2-2	1.000	0	4	4	5.5	1	1	0	3	0	2	8.9	
Totals			13	388	39-108	.361	11-60	.183	36-45	.800	19	58	77	5.5	37	6	18	12	10	125	8.9

Games played: 14  
 Minutes/game: 27.7  
 Points/game: 8.9  
 FG Pct: 36.1  
 3FG Pct: 18.3  
 FT Pct: 80.0

Rebounds/game: 5.5  
 Assists/game: 0.4  
 Turnovers/game: 1.3  
 Assist/turnover ratio: 0.3  
 Steals/game: 0.7  
 Blocks/game: 0.9

CAREER STATS

Year	GP-GS	Min/Avg	Total		3-Point		FT-FTA	Pct	Off-Def	Tot	Avg	PF-FO	Ast	TO	Blk	Stl	Pts/Avg
			FG-FGA	Pct	FG-FGA	Pct											
2018-19	30-7	517/17.2	46-96	.479	9-30	.300	28-39	.718	19-58	77	2.6	75-2	16	17	20	8	129/4.3
2019-20	14-13	388/27.7	39-108	.361	11-60	.183	36-45	.800	19-58	77	5.5	37-1	6	18	12	10	125/8.9
TOTAL	44-20	905/20.6	85-204	.417	20-90	.222	64-84	.762	38-116	154	3.5	112-3	22	35	32	18	254/5.8

SINGLE-GAME HIGHS

Points: 22, Incarnate Word -- 12/03/19  
 Rebounds: 10, at Kansas City -- 01/02/20 ; at Chicago St. -- 01/04/20 ; Incarnate Word -- 12/03/19  
 Assists: 3, UMKC -- 02/21/19  
 Steals: 2, 5 times  
 Blocks: 3, Omaha -- 12/06/18  
 FG made: 6, Utah Valley -- 01/11/20 ; Incarnate Word -- 12/03/19  
 FG attempts: 12, at Kansas City -- 01/02/20 ; Long Beach St. -- 12/23/19  
 3FG made: 3, Utah Valley -- 01/11/20 ; UMKC -- 02/21/19 ; Incarnate Word -- 12/03/19  
 3FG attempts: 7, Portland -- 12/07/19  
 FT made: 7, at Kansas City -- 01/02/20 ; Incarnate Word -- 12/03/19  
 FT attempts: 9, at Kansas City -- 01/02/20



#12 Da Campo, Mattia

Opponent	Date	gs	min	Total		3-Pointers		Free throws		Rebounds				pf	a	t/o	blk	stl	pts	avg	
				fg-fga	pct	3fg-fga	pct	ft-fa	pct	off	def	tot	avg								
PACIFIC LUTHERAN	11/05/19		19	4-6	.667	0-0	.000	0-0	.000	4	3	7	7.0	2	2	1	0	0	8	8.0	
at Washington St.	11/07/19	*	27	0-1	.000	0-1	.000	1-3	.333	1	7	8	7.5	2	0	1	0	1	1	4.5	
EASTERN WASH.	11/09/19	*	22	0-3	.000	0-2	.000	0-0	.000	1	3	4	6.3	3	1	0	0	0	0	3.0	
PACIFIC (OR)	11/12/19		22	1-1	1.000	0-0	.000	6-8	.750	3	1	4	5.8	2	6	0	0	0	8	4.3	
at Syracuse	11/16/19		19	1-1	1.000	1-1	1.000	0-0	.000	0	3	3	5.2	5	3	0	0	2	3	4.0	
at Ole Miss	11/19/19	*	31	2-4	.500	1-2	.500	0-0	.000	3	2	5	5.2	2	0	2	1	2	5	4.2	
vs Bucknell	11/25/19	*	11	0-4	.000	0-4	.000	0-0	.000	0	1	1	4.6	3	0	1	0	1	0	3.6	
vs Western Mich.	11/26/19		22	2-4	.500	1-3	.333	0-0	.000	1	2	3	4.4	3	0	0	0	2	5	3.8	
IDAHO	11/30/19		24	3-4	.750	1-1	1.000	3-4	.750	1	1	2	4.1	2	2	1	0	1	10	4.4	
INCARNATE WORD	12/03/19		15	1-1	1.000	0-0	.000	0-0	.000	2	1	3	4.0	1	0	2	0	0	2	4.2	
PORTLAND	12/07/19		18	1-2	.500	0-0	.000	0-0	.000	1	1	2	3.8	4	1	0	0	0	2	4.0	
at Washington	12/17/19		23	2-5	.400	0-1	.000	1-2	.500	2	1	3	3.8	4	1	1	0	0	5	4.1	
FLORIDA A&M	12/21/19		26	2-5	.400	0-0	.000	2-4	.500	4	4	8	4.1	0	0	1	1	0	6	4.2	
LONG BEACH ST.	12/23/19		8	0-2	.000	0-0	.000	0-0	.000	1	1	2	3.9	0	0	1	0	0	0	3.9	
at Saint Mary's (CA)	12/28/19		26	3-4	.750	3-4	.750	0-0	.000	1	2	3	3.9	2	0	0	0	0	9	4.3	
at Kansas City	01/02/20		24	0-4	.000	0-2	.000	0-0	.000	2	1	3	3.8	3	0	1	0	0	0	4.0	
at Chicago St.	01/04/20		28	4-11	.364	2-5	.400	8-9	.889	4	4	8	4.1	3	1	0	0	1	18	4.8	
UTAH VALLEY	01/11/20	*	31	4-9	.444	1-4	.250	0-0	.000	3	5	8	4.3	3	3	2	1	0	9	5.1	
UTRGV	01/16/20		25	2-5	.400	2-3	.667	5-6	.833	4	3	7	4.4	2	2	0	0	1	11	5.4	
NEW MEXICO ST.	01/18/20		21	1-3	.333	0-2	.000	2-2	1.000	2	2	4	4.4	2	0	3	0	0	4	5.3	
Totals			5	442	33-79	.418	12-35	.343	28-38	.737	40	48	88	4.4	48	22	17	3	11	106	5.3

Games played: 20  
 Minutes/game: 22.1  
 Points/game: 5.3  
 FG Pct: 41.8  
 3FG Pct: 34.3  
 FT Pct: 73.7

Rebounds/game: 4.4  
 Assists/game: 1.1  
 Turnovers/game: 0.9  
 Assist/turnover ratio: 1.3  
 Steals/game: 0.6  
 Blocks/game: 0.2

CAREER STATS

Year	GP-GS	Min/Avg	Total		3-Point		FT-FTA	Pct	Off-Def	Tot	Avg	PF-FO	Ast	TO	Blk	Stl	Pts/Avg
			FG-FGA	Pct	FG-FGA	Pct											
2016-17	16-0	139/8.7	9-14	.643	1-3	.333	5-10	.500	6-11	17	1.1	19-0	14	17	0	3	24/1.5
2017-18	27-1	198/7.3	15-24	.625	4-9	.444	7-11	.636	16-29	45	1.7	29-0	17	7	0	9	41/1.5
2018-19	31-15	574/18.5	37-72	.514	9-19	.474	34-51	.667	64-70	134	4.3	49-3	24	30	1	8	117/3.8
2019-20	20-5	442/22.1	33-79	.418	12-35	.343	28-38	.737	40-48	88	4.4	48-1	22	17	3	11	106/5.3
TOTAL	94-21	1353/14.4	94-189	.497	26-66	.394	74-110	.673	126-158	284	3.0	145-4	77	71	4	31	288/3.1

SINGLE-GAME HIGHS

Points: 18, at Chicago St. -- 01/04/20  
 Rebounds: 14, at California Baptist -- 02/28/19  
 Assists: 6, Pacific (OR) -- 11/12/19  
 Steals: 3, Puget Sound -- 11/12/17 ; Pacific Lutheran -- 12/04/17  
 Blocks: 1, 4 times  
 FG made: 6, Pacific Lutheran -- 12/04/17  
 FG attempts: 11, at Chicago St. -- 01/04/20  
 3FG made: 3, at Saint Mary's (CA) -- 12/28/19  
 3FG attempts: 6, Pacific Lutheran -- 12/04/17  
 FT made: 8, at Chicago St. -- 01/04/20  
 FT attempts: 9, at Chicago St. -- 01/04/20



#13 Means, Morgan

Opponent	Date	gs	min	Total		3-Pointers		Free throws		Rebounds				pf	a	t/o	blk	stl	pts	avg	
				fg-fga	pct	3fg-fga	pct	ft-fita	pct	off	def	tot	avg								
at Washington St.	11/07/19	*	27	3-8	.375	1-2	.500	0-0	.000	0	3	3	3.0	4	0	3	0	0	7	7.0	
EASTERN WASH.	11/09/19	*	34	3-12	.250	1-4	.250	3-3	1.000	1	6	7	5.0	5	0	0	0	3	10	8.5	
at Syracuse	11/16/19	*	31	1-8	.125	1-7	.143	2-2	1.000	1	1	2	4.0	3	5	3	0	4	5	7.3	
at Ole Miss	11/19/19	*	31	2-12	.167	0-3	.000	3-4	.750	2	4	6	4.5	3	1	3	0	1	7	7.3	
vs Bucknell	11/25/19	*	36	4-10	.400	2-3	.667	3-4	.750	2	6	8	5.2	2	4	2	0	0	13	8.4	
vs Western Mich.	11/26/19	*	35	3-9	.333	1-2	.500	0-0	.000	1	4	5	5.2	3	0	1	0	0	7	8.2	
IDAHO	11/30/19	*	34	3-9	.333	0-5	.000	3-3	1.000	2	3	5	5.1	1	4	4	0	2	9	8.3	
INCARNATE WORD	12/03/19	*	32	3-5	.600	1-3	.333	6-6	1.000	2	3	5	5.1	2	4	2	0	3	13	8.9	
PORTLAND	12/07/19	*	38	7-13	.538	3-6	.500	1-3	.333	2	3	5	5.1	2	3	1	0	2	18	9.9	
at Washington	12/17/19	*	39	4-13	.308	1-7	.143	4-4	1.000	3	1	4	5.0	3	1	1	0	3	13	10.2	
FLORIDA A&M	12/21/19	*	31	4-12	.333	2-8	.250	0-0	.000	1	3	4	4.9	5	1	0	0	1	10	10.2	
LONG BEACH ST.	12/23/19	*	29	6-10	.600	2-4	.500	0-0	.000	3	5	8	5.2	2	8	3	0	2	14	10.5	
at Saint Mary's (CA)	12/28/19	*	40	4-9	.444	1-4	.250	2-2	1.000	1	5	6	5.2	2	6	0	0	0	11	10.5	
at Kansas City	01/02/20	*	55	5-17	.294	1-8	.125	10-10	1.000	1	8	9	5.5	5	3	4	0	1	21	11.3	
at Chicago St.	01/04/20	*	32	1-8	.125	1-4	.250	4-4	1.000	1	2	3	5.3	3	4	0	0	0	7	11.0	
UTAH VALLEY	01/11/20		19	4-4	1.000	1-1	1.000	0-0	.000	1	3	4	5.3	4	3	3	0	1	9	10.9	
UTRGV	01/16/20	*	37	8-10	.800	3-4	.750	3-5	.600	0	1	1	5.0	2	4	1	0	2	22	11.5	
NEW MEXICO ST.	01/18/20	*	39	3-12	.250	1-7	.143	3-3	1.000	0	3	3	4.9	4	2	3	0	0	10	11.4	
Totals			17	619	68-181	.376	23-82	.280	47-53	.887	24	64	88	4.9	55	53	34	0	25	206	11.4

Games played: 18  
 Minutes/game: 34.4  
 Points/game: 11.4  
 FG Pct: 37.6  
 3FG Pct: 28.0  
 FT Pct: 88.7

Rebounds/game: 4.9  
 Assists/game: 2.9  
 Turnovers/game: 1.9  
 Assist/turnover ratio: 1.6  
 Steals/game: 1.4

CAREER STATS

Year	GP-GS	Min/Avg	Total		3-Point		FT-FTA	Pct	Off-Def	Tot	Avg	PF-FO	Ast	TO	Blk	Stl	Pts/Avg
			FG-FGA	Pct	FG-FGA	Pct											
2016-17	29-29	683/23.6	67-165	.406	25-70	.357	36-56	.643	12-65	77	2.7	69-3	60	56	0	27	195/6.7
2017-18	34-9	940/27.6	103-260	.396	29-103	.282	58-73	.795	22-101	123	3.6	81-0	95	80	3	28	293/8.6
2018-19	33-33	1168/35.4	143-364	.393	62-168	.369	115-135	.852	22-121	143	4.3	114-11	98	80	1	41	463/14.0
2019-20	18-17	619/34.4	68-181	.376	23-82	.280	47-53	.887	24-64	88	4.9	55-3	53	34	0	25	206/11.4
TOTAL	114-88	3410/29.9	381-970	.393	139-423	.329	256-317	.808	80-351	431	3.8	319-17	306	250	4	121	1157/10.1

SINGLE-GAME HIGHS

Points: 26, Denver -- 11/23/18  
 Rebounds: 9, at Kansas City -- 01/02/20 ; Fairfield -- 11/24/18  
 Assists: 13, Pacific Lutheran -- 12/04/17  
 Steals: 5, Eastern Wash. -- 12/01/18  
 Blocks: 1, 4 times  
 FG made: 9, at California Baptist -- 02/28/19 ; Northwest (WA) -- 11/28/18 ; Northwest University -- 12/01/16  
 FG attempts: 18, Northwest (WA) -- 11/28/18  
 3FG made: 6, Denver -- 11/23/18  
 3FG attempts: 10, at Utah Valley -- 01/12/19 ; Longwood -- 11/25/18  
 FT made: 16, at California -- 12/29/18  
 FT attempts: 16, Fairfield -- 11/24/18 ; at California -- 12/29/18



#21 Dallas, Jordan

Opponent	Date	gs	min	Total		3-Pointers		Free throws		Rebounds				pf	a	t/o	blk	stl	pts	avg
				fg-fga	pct	3fg-fga	pct	ft-fa	pct	off	def	tot	avg							
PACIFIC LUTHERAN	11/05/19		20	3-4	.750	2-3	.667	2-2	1.000	1	4	5	5.0	0	0	0	1	0	10	10.0
at Washington St.	11/07/19		4	0-3	.000	0-2	.000	0-0	.000	0	1	1	3.0	1	0	0	0	0	0	5.0
EASTERN WASH.	11/09/19		5	1-2	.500	0-0	.000	0-0	.000	2	1	3	3.0	3	0	1	0	0	2	4.0
PACIFIC (OR)	11/12/19	*	14	3-6	.500	1-4	.250	0-1	.000	0	2	2	2.8	2	0	1	2	0	7	4.8
at Syracuse	11/16/19	*	9	1-1	1.000	0-0	.000	1-1	1.000	0	1	1	2.4	4	0	2	0	0	3	4.4
at Ole Miss	11/19/19		4	0-1	.000	0-0	.000	0-0	.000	1	1	2	2.3	0	0	0	0	0	0	3.7
vs Bucknell	11/25/19		0	0-0	.000	0-0	.000	0-0	.000	0	0	0	2.0	0	0	0	0	0	0	3.1
vs Western Mich.	11/26/19		3	0-0	.000	0-0	.000	0-0	.000	0	0	0	1.8	0	0	0	0	0	0	2.8
IDAHO	11/30/19		11	4-6	.667	3-5	.600	0-0	.000	0	1	1	1.7	1	0	0	0	0	11	3.7
INCARNATE WORD	12/03/19		16	1-3	.333	0-2	.000	5-5	1.000	1	4	5	2.0	3	1	1	0	0	7	4.0
PORTLAND	12/07/19		12	2-4	.500	1-2	.500	0-0	.000	1	1	2	2.0	3	0	0	0	1	5	4.1
at Washington	12/17/19		15	0-2	.000	0-0	.000	0-0	.000	2	2	4	2.2	5	0	1	1	0	0	3.8
FLORIDA A&M	12/21/19	*	21	0-2	.000	0-1	.000	0-0	.000	0	2	2	2.2	1	0	0	2	0	0	3.5
LONG BEACH ST.	12/23/19	*	14	2-5	.400	1-1	1.000	0-0	.000	1	3	4	2.3	3	0	0	1	1	5	3.6
at Saint Mary's (CA)	12/28/19		10	0-1	.000	0-1	.000	0-0	.000	0	0	0	2.1	1	0	0	0	0	0	3.3
at Kansas City	01/02/20		8	0-1	.000	0-1	.000	0-0	.000	0	0	0	2.0	2	0	0	0	0	0	3.1
at Chicago St.	01/04/20		1	1-1	1.000	0-0	.000	0-0	.000	1	0	1	1.9	0	0	0	0	0	2	3.1
UTAH VALLEY	01/11/20		9	1-1	1.000	1-1	1.000	0-0	.000	0	1	1	1.9	2	1	0	0	0	3	3.1
NEW MEXICO ST.	01/18/20		11	2-2	1.000	2-2	1.000	0-0	.000	0	2	2	1.9	5	0	0	0	0	6	3.2
Totals		4	187	21-45	.467	11-25	.440	8-9	.889	10	26	36	1.9	36	2	6	7	2	61	3.2

Games played: 19  
 Minutes/game: 9.8  
 Points/game: 3.2  
 FG Pct: 46.7  
 3FG Pct: 44.0  
 FT Pct: 88.9

Rebounds/game: 1.9  
 Assists/game: 0.1  
 Turnovers/game: 0.3  
 Assist/turnover ratio: 0.3  
 Steals/game: 0.1  
 Blocks/game: 0.4

CAREER STATS

Year	GP-GS	Min/Avg	Total		3-Point		FT-FTA	Pct	Rebounds				PF-FO	Ast	TO	Blk	Stl	Pts/Avg
			FG-FGA	Pct	FG-FGA	Pct			Off-Def	Tot	Avg	PF-FO						
2016-17*	28-0	258/9.2	22-42	.524	0-1	.000	21-27	.778	17-40	57	2.0	50-0	1	9	13	3	65/2.3	
2017-18*	22-1	188/8.5	21-33	.636	1-2	.500	7-13	.538	4-27	31	1.4	32-0	5	15	5	2	50/2.3	
2018-19*	5-0	18/3.6	1-3	.333	0-1	.000	0-0	.000	1-5	6	1.2	3-0	1	2	0	0	2/0.4	
2019-20	19-4	187/9.8	21-45	.467	11-25	.440	8-9	.889	10-26	36	1.9	36-2	2	6	7	2	61/3.2	
TOTAL	19-4	187/9.8	21-45	.467	11-25	.440	8-9	.889	10-26	36	1.9	36-2	2	6	7	2	61/3.2	
All*	74-5	651/8.8	65-123	.528	12-29	.414	36-49	.735	32-98	130	1.8	121-2	9	32	25	7	178/2.4	

\* Statistics from prior team/school

SINGLE-GAME HIGHS

Points: 11, Idaho -- 11/30/19  
 Rebounds: 5, Pacific Lutheran -- 11/05/19  
 Blocks: 2, Pacific (OR) -- 11/12/19  
 FG made: 4, Idaho -- 11/30/19  
 FG attempts: 6, Pacific (OR) -- 11/12/19 ; Idaho -- 11/30/19  
 3FG made: 3, Idaho -- 11/30/19  
 3FG attempts: 5, Idaho -- 11/30/19  
 FT made: 5, Incarnate Word -- 12/03/19  
 FT attempts: 5, Incarnate Word -- 12/03/19



#23 Brown, Terrell

Opponent	Date	gs	min	Total		3-Pointers		Free throws		Rebounds				pf	a	t/o	blk	stl	pts	avg	
				fg-fga	pct	3fg-fga	pct	ft-fa	pct	off	def	tot	avg								
PACIFIC LUTHERAN	11/05/19	*	21	8-10	.800	0-1	.000	0-1	.000	0	8	8	8.0	1	9	2	0	1	16	16.0	
at Washington St.	11/07/19	*	36	10-24	.417	0-1	.000	4-5	.800	1	7	8	8.0	1	2	5	0	0	24	20.0	
EASTERN WASH.	11/09/19	*	38	12-28	.429	1-2	.500	6-9	.667	4	9	13	9.7	2	4	2	0	1	31	23.7	
PACIFIC (OR)	11/12/19	*	28	8-9	.889	0-0	.000	3-3	1.000	0	4	4	8.3	2	6	4	0	2	19	22.5	
at Syracuse	11/16/19	*	39	10-24	.417	1-3	.333	2-3	.667	1	6	7	8.0	4	3	1	0	1	23	22.6	
at Ole Miss	11/19/19	*	29	6-16	.375	0-1	.000	5-6	.833	0	1	1	6.8	4	4	4	0	1	17	21.7	
vs Bucknell	11/25/19	*	38	10-22	.455	0-1	.000	9-11	.818	1	2	3	6.3	2	2	1	0	2	29	22.7	
vs Western Mich.	11/26/19	*	39	7-16	.438	0-2	.000	3-4	.750	3	5	8	6.5	1	8	2	0	2	17	22.0	
IDAHO	11/30/19	*	39	8-18	.444	4-7	.571	0-0	.000	0	7	7	6.6	2	4	2	1	3	20	21.8	
INCARNATE WORD	12/03/19	*	29	5-14	.357	1-2	.500	3-4	.750	2	8	10	6.9	1	5	0	0	1	14	21.0	
PORTLAND	12/07/19	*	39	6-22	.273	0-0	.000	8-12	.667	2	8	10	7.2	3	3	4	1	0	20	20.9	
at Washington	12/17/19	*	38	9-22	.409	1-3	.333	2-3	.667	0	7	7	7.2	1	2	3	0	0	21	20.9	
FLORIDA A&M	12/21/19	*	39	8-23	.348	0-2	.000	2-5	.400	2	2	4	6.9	2	3	3	0	0	18	20.7	
LONG BEACH ST.	12/23/19	*	32	5-10	.500	1-2	.500	4-4	1.000	0	1	1	6.5	3	9	2	0	4	15	20.3	
at Saint Mary's (CA)	12/28/19	*	38	8-21	.381	0-1	.000	6-8	.750	1	6	7	6.5	2	3	1	1	0	22	20.4	
at Kansas City	01/02/20	*	50	5-21	.238	0-3	.000	10-15	.667	3	6	9	6.7	5	4	5	2	5	20	20.4	
at Chicago St.	01/04/20	*	32	4-9	.444	2-2	1.000	4-4	1.000	1	7	8	6.8	2	7	4	0	1	14	20.0	
UTAH VALLEY	01/11/20	*	33	5-15	.333	0-3	.000	2-2	1.000	1	4	5	6.7	3	8	2	1	2	12	19.6	
UTRGV	01/16/20	*	38	3-11	.273	0-0	.000	2-2	1.000	2	4	6	6.6	3	9	4	3	2	8	18.9	
NEW MEXICO ST.	01/18/20	*	37	11-21	.524	0-1	.000	3-4	.750	3	2	5	6.6	2	5	3	0	2	25	19.3	
Totals			20	712	148-356	.416	11-37	.297	78-105	.743	27	104	131	6.6	46	100	54	9	30	385	19.3

Games played: 20  
 Minutes/game: 35.6  
 Points/game: 19.3  
 FG Pct: 41.6  
 3FG Pct: 29.7  
 FT Pct: 74.3

Rebounds/game: 6.6  
 Assists/game: 5.0  
 Turnovers/game: 2.7  
 Assist/turnover ratio: 1.9  
 Steals/game: 1.5  
 Blocks/game: 0.5

CAREER STATS

Year	GP-GS	Min/Avg	Total		3-Point		Rebounds		PF-FO	Ast	TO	Blk	Stl	Pts/Avg			
			FG-FGA	Pct	FG-FGA	Pct	FT-FTA	Pct							Off-Def	Tot	Avg
2018-19	33-28	1103/33.4	180-396	.455	14-44	.318	90-132	.682	47-179	226	6.8	89-3	150	79	9	36	464/14.1
2019-20	20-20	712/35.6	148-356	.416	11-37	.297	78-105	.743	27-104	131	6.6	46-1	100	54	9	30	385/19.3
TOTAL	53-48	1815/34.2	328-752	.436	25-81	.309	168-237	.709	74-283	357	6.7	135-4	250	133	18	66	849/16.0

SINGLE-GAME HIGHS

Points: 31, Eastern Wash. -- 11/09/19  
 Rebounds: 14, Northwest (WA) -- 11/28/18  
 Assists: 10, Denver -- 11/23/18  
 Steals: 5, at Kansas City -- 01/02/20  
 Blocks: 3, UTRGV -- 01/16/20  
 FG made: 12, Eastern Wash. -- 11/09/19  
 FG attempts: 28, Eastern Wash. -- 11/09/19  
 3FG made: 4, Idaho -- 11/30/19  
 3FG attempts: 7, Idaho -- 11/30/19  
 FT made: 10, at Kansas City -- 01/02/20  
 FT attempts: 15, at Kansas City -- 01/02/20



#24 Jones, Delante

Opponent	Date	gs	min	Total		3-Pointers		Free throws		Rebounds				pf	a	t/o	blk	stl	pts	avg	
				fg-fga	pct	3fg-fga	pct	ft-fa	pct	off	def	tot	avg								
PACIFIC LUTHERAN	11/05/19	*	21	5-8	.625	3-5	.600	2-4	.500	1	0	1	1.0	3	1	2	0	0	15	15.0	
at Washington St.	11/07/19	*	25	0-7	.000	0-5	.000	0-0	.000	0	4	4	2.5	4	1	0	0	0	0	7.5	
EASTERN WASH.	11/09/19	*	28	2-7	.286	1-4	.250	1-2	.500	0	3	3	2.7	5	0	5	0	2	6	7.0	
PACIFIC (OR)	11/12/19	*	23	2-7	.286	1-4	.250	3-4	.750	1	4	5	3.3	2	0	5	1	0	8	7.3	
at Syracuse	11/16/19	*	21	3-9	.333	3-7	.429	3-3	1.000	0	1	1	2.8	4	0	1	0	0	12	8.2	
at Ole Miss	11/19/19	*	34	2-9	.222	1-5	.200	2-2	1.000	4	2	6	3.3	2	0	1	0	0	7	8.0	
vs Bucknell	11/25/19	*	25	3-10	.300	1-2	.500	0-0	.000	1	4	5	3.6	1	0	0	0	0	7	7.9	
vs Western Mich.	11/26/19	*	29	4-11	.364	4-10	.400	0-1	.000	2	4	6	3.9	2	0	0	1	0	12	8.4	
IDAHO	11/30/19	*	18	1-6	.167	0-4	.000	0-0	.000	2	2	4	3.9	2	1	0	0	0	2	7.7	
INCARNATE WORD	12/03/19	*	21	2-6	.333	1-3	.333	2-2	1.000	1	1	2	3.7	1	1	3	0	0	7	7.6	
PORTLAND	12/07/19	*	30	6-11	.545	4-7	.571	0-0	.000	1	5	6	3.9	1	2	0	0	0	16	8.4	
at Washington	12/17/19	*	22	2-7	.286	0-4	.000	0-0	.000	0	1	1	3.7	1	1	1	0	0	4	8.0	
FLORIDA A&M	12/21/19	*	13	1-2	.500	0-1	.000	1-2	.500	0	0	0	3.4	1	0	2	1	0	3	7.6	
LONG BEACH ST.	12/23/19	*	24	4-8	.500	3-5	.600	0-0	.000	2	2	4	3.4	1	0	0	0	2	11	7.9	
at Saint Mary's (CA)	12/28/19	*	19	1-4	.250	0-3	.000	0-0	.000	0	1	1	3.3	3	0	0	0	0	2	7.5	
at Kansas City	01/02/20		13	1-2	.500	0-1	.000	0-0	.000	0	0	0	3.1	1	1	0	0	0	2	7.1	
at Chicago St.	01/04/20		15	4-9	.444	4-9	.444	2-2	1.000	0	1	1	2.9	1	0	0	0	0	14	7.5	
UTAH VALLEY	01/11/20		15	5-10	.500	3-5	.600	0-0	.000	1	0	1	2.8	2	0	1	0	1	13	7.8	
UTRGV	01/16/20		17	3-7	.429	3-7	.429	3-4	.750	0	0	0	2.7	3	1	0	0	1	12	8.1	
NEW MEXICO ST.	01/18/20		22	4-7	.571	2-4	.500	1-2	.500	1	1	2	2.7	2	0	0	0	0	11	8.2	
<b>Totals</b>			15	435	55-147	.374	34-95	.358	20-28	.714	17	36	53	2.7	42	9	21	3	6	164	8.2

Games played: 20  
 Minutes/game: 21.8  
 Points/game: 8.2  
 FG Pct: 37.4  
 3FG Pct: 35.8  
 FT Pct: 71.4

Rebounds/game: 2.7  
 Assists/game: 0.5  
 Turnovers/game: 1.1  
 Assist/turnover ratio: 0.4  
 Steals/game: 0.3  
 Blocks/game: 0.2

CAREER STATS

Year	GP-GS	Min/Avg	Total		3-Point		FT-FTA	Pct	Off-Def	Tot	Avg	PF-FO	Ast	TO	Blk	Stl	Pts/Avg
			FG-FGA	Pct	FG-FGA	Pct											
2015-16*	30-25	997/33.2	116-272	.426	39-106	.368	90-129	.698	26-81	107	3.6	82-0	54	79	6	22	361/12.0
2016-17*	30-30	949/31.6	121-298	.406	39-115	.339	63-92	.685	28-74	102	3.4	89-5	53	94	7	22	344/11.5
2018-19	26-23	748/28.8	109-276	.395	42-121	.347	53-68	.779	23-56	79	3.0	53-0	32	53	9	10	313/12.0
2019-20	20-15	435/21.8	55-147	.374	34-95	.358	20-28	.714	17-36	53	2.7	42-1	9	21	3	6	164/8.2
<b>TOTAL</b>	46-38	1183/25.7	164-423	.388	76-216	.352	73-96	.760	40-92	132	2.9	95-1	41	74	12	16	477/10.4
All*	106-93	3129/29.5	401-993	.404	154-437	.352	226-317	.713	94-247	341	3.2	266-6	148	247	25	60	1182/11.2

\* Statistics from prior team/school

SINGLE-GAME HIGHS

Points: 26, Omaha -- 12/06/18  
 Rebounds: 7, Bryant -- 11/11/18  
 Assists: 4, Longwood -- 11/25/18  
 Steals: 2, Eastern Wash. -- 11/09/19  
 Blocks: 3, Omaha -- 12/06/18  
 FG made: 9, Omaha -- 12/06/18  
 FG attempts: 17, New Mexico St. -- 01/17/19  
 3FG made: 4, at CSU Bakersfield -- 01/03/19 ; vs Western Mich. -- 11/26/19 ; Omaha -- 12/06/18  
 3FG attempts: 10, vs Western Mich. -- 11/26/19  
 FT made: 5, at Grand Canyon -- 01/05/19 ; vs Grand Canyon -- 03/14/19  
 FT attempts: 7, at Grand Canyon -- 01/05/19



#33 Hauge, Mikkel

Opponent	Date	gs	min	Total		3-Pointers		Free throws		Rebounds				pf	a	t/o	blk	stl	pts	avg
				fg-fga	pct	3fg-fga	pct	ft-fga	pct	off	def	tot	avg							
PACIFIC LUTHERAN	11/05/19		9	2-2	1.000	1-1	1.000	2-2	1.000	0	1	1	1.0	0	2	1	0	0	7	7.0
at Washington St.	11/07/19		4	0-0	.000	0-0	.000	0-2	.000	0	1	1	1.0	0	0	1	0	0	0	3.5
PACIFIC (OR)	11/12/19		6	1-1	1.000	0-0	.000	0-0	.000	0	0	0	0.7	0	1	0	0	0	2	3.0
at Syracuse	11/16/19		2	0-0	.000	0-0	.000	0-0	.000	0	0	0	0.5	0	0	1	0	0	0	2.3
at Ole Miss	11/19/19		2	0-0	.000	0-0	.000	0-0	.000	0	0	0	0.4	0	0	0	0	0	0	1.8
INCARNATE WORD	12/03/19		3	0-1	.000	0-0	.000	0-0	.000	0	0	0	0.3	1	0	0	0	0	0	1.5
LONG BEACH ST.	12/23/19		6	1-1	1.000	0-0	.000	1-2	.500	0	0	0	0.3	0	0	0	0	0	3	1.7
at Saint Mary's (CA)	12/28/19		4	0-1	.000	0-0	.000	2-2	1.000	0	0	0	0.3	0	0	0	0	0	2	1.8
at Chicago St.	01/04/20		2	0-0	.000	0-0	.000	0-0	.000	0	0	0	0.2	0	1	0	0	0	0	1.6
UTAH VALLEY	01/11/20		2	0-0	.000	0-0	.000	2-2	1.000	0	1	1	0.3	0	0	0	0	0	2	1.6
Totals		0	40	4-6	.667	1-1	1.000	7-10	.700	0	3	3	0.3	1	4	3	0	0	16	1.6

Games played: 10  
 Minutes/game: 4.0  
 Points/game: 1.6  
 FG Pct: 66.7  
 3FG Pct: 100.0  
 FT Pct: 70.0

Rebounds/game: 0.3  
 Assists/game: 0.4  
 Turnovers/game: 0.3  
 Assist/turnover ratio: 1.3

CAREER STATS

Year	GP-GS	Min/Avg	Total		3-Point		FT-FTA	Pct	Off-Def	Tot	Avg	PF-FO	Ast	TO	Blk	Stl	Pts/Avg
			FG-FGA	Pct	FG-FGA	Pct											
2019-20	10-0	40/4.0	4-6	.667	1-1	1.000	7-10	.700	0-3	3	0.3	1-0	4	3	0	0	16/1.6
TOTAL	10-0	40/4.0	4-6	.667	1-1	1.000	7-10	.700	0-3	3	0.3	1-0	4	3	0	0	16/1.6

SINGLE-GAME HIGHS

Points: 7, Pacific Lutheran -- 11/05/19  
 Rebounds: 1, 4 times  
 Assists: 2, Pacific Lutheran -- 11/05/19  
 FG made: 2, Pacific Lutheran -- 11/05/19  
 FG attempts: 2, Pacific Lutheran -- 11/05/19  
 3FG made: 1, Pacific Lutheran -- 11/05/19  
 3FG attempts: 1, Pacific Lutheran -- 11/05/19  
 FT made: 2, Pacific Lutheran -- 11/05/19; ; at Saint Mary's (CA) -- 12/28/19  
 FT attempts: 2, 6 times



#34 Hundal, Anand

Opponent	Date	gs	min	Total		3-Pointers		Free throws		Rebounds				pf	a	t/o	blk	stl	pts	avg
				fg-fga	pct	3fg-fga	pct	ft-fa	pct	off	def	tot	avg							
PACIFIC LUTHERAN	11/05/19		12	2-4	.500	0-1	.000	2-2	1.000	3	0	3	3.0	0	0	0	0	0	6	6.0
at Washington St.	11/07/19		9	0-0	.000	0-0	.000	0-0	.000	0	0	0	1.5	0	0	0	0	0	0	3.0
EASTERN WASH.	11/09/19		4	0-0	.000	0-0	.000	0-0	.000	0	0	0	1.0	1	0	0	0	0	0	2.0
PACIFIC (OR)	11/12/19		8	2-2	1.000	0-0	.000	0-0	.000	0	4	4	1.8	1	1	2	1	0	4	2.5
at Syracuse	11/16/19		8	0-1	.000	0-1	.000	0-0	.000	1	1	2	1.8	1	0	0	0	0	0	2.0
at Ole Miss	11/19/19		4	0-1	.000	0-1	.000	0-0	.000	0	1	1	1.7	0	0	0	0	0	0	1.7
vs Bucknell	11/25/19		5	0-0	.000	0-0	.000	0-0	.000	0	0	0	1.4	2	0	0	0	0	0	1.4
IDAHO	11/30/19		2	0-0	.000	0-0	.000	0-0	.000	0	1	1	1.4	0	0	0	0	0	0	1.3
INCARNATE WORD	12/03/19		9	2-4	.500	0-1	.000	1-1	1.000	2	1	3	1.6	2	0	0	0	0	5	1.7
PORTLAND	12/07/19		1	0-0	.000	0-0	.000	0-0	.000	0	0	0	1.4	1	0	0	0	0	0	1.5
at Chicago St.	01/04/20		4	0-0	.000	0-0	.000	1-2	.500	1	0	1	1.4	0	0	0	0	0	1	1.5
UTAH VALLEY	01/11/20		2	2-2	1.000	0-0	.000	1-1	1.000	0	0	0	1.3	0	0	0	0	0	5	1.8
NEW MEXICO ST.	01/18/20		5	1-2	.500	1-2	.500	0-0	.000	1	0	1	1.2	3	0	0	0	0	3	1.8
<b>Totals</b>		<b>0</b>	<b>73</b>	<b>9-16</b>	<b>.563</b>	<b>1-6</b>	<b>.167</b>	<b>5-6</b>	<b>.833</b>	<b>8</b>	<b>8</b>	<b>16</b>	<b>1.2</b>	<b>11</b>	<b>1</b>	<b>2</b>	<b>1</b>	<b>0</b>	<b>24</b>	<b>1.8</b>

Games played: 13  
 Minutes/game: 5.6  
 Points/game: 1.8  
 FG Pct: 56.3  
 3FG Pct: 16.7  
 FT Pct: 83.3

Rebounds/game: 1.2  
 Assists/game: 0.1  
 Turnovers/game: 0.2  
 Assist/turnover ratio: 0.5  
 Blocks/game: 0.1

CAREER STATS

Year	GP-GS	Min/Avg	Total		3-Point		FT-FTA	Pct	Off-Def	Tot	Avg	PF-FO	Ast	TO	Blk	Stl	Pts/Avg
			FG-FGA	Pct	FG-FGA	Pct											
2018-19	25-5	205/8.2	22-47	.468	10-31	.323	3-6	.500	15-30	45	1.8	29-0	6	7	15	4	57/2.3
2019-20	13-0	73/5.6	9-16	.563	1-6	.167	5-6	.833	8-8	16	1.2	11-0	1	2	1	0	24/1.8
<b>TOTAL</b>	<b>38-5</b>	<b>278/7.3</b>	<b>31-63</b>	<b>.492</b>	<b>11-37</b>	<b>.297</b>	<b>8-12</b>	<b>.667</b>	<b>23-38</b>	<b>61</b>	<b>1.6</b>	<b>40-0</b>	<b>7</b>	<b>9</b>	<b>16</b>	<b>4</b>	<b>81/2.1</b>

SINGLE-GAME HIGHS

Points: 17, at Chicago State -- 01/24/19  
 Rebounds: 8, at Chicago State -- 01/24/19  
 Assists: 4, California Baptist -- 02/02/19  
 Steals: 2, at Chicago State -- 01/24/19  
 Blocks: 4, at UMKC -- 01/26/19  
 FG made: 6, at Chicago State -- 01/24/19  
 FG attempts: 9, at Chicago State -- 01/24/19  
 3FG made: 3, at Chicago State -- 01/24/19 ; at Stanford -- 11/06/18  
 3FG attempts: 6, at Chicago State -- 01/24/19  
 FT made: 2, Pacific Lutheran -- 11/05/19 ; at Chicago State -- 01/24/19  
 FT attempts: 3, at UMKC -- 01/26/19



#35 Pinsky, Dovy

Opponent	Date	gs	min	Total		3-Pointers		Free throws		Rebounds				pf	a	t/o	blk	stl	pts	avg	
				fg-fga	pct	3fg-fga	pct	ft-fga	pct	off	def	tot	avg								
PACIFIC LUTHERAN	11/05/19		8	1-2	.500	0-0	.000	2-2	1.000	0	1	1	1.0	0	1	0	1	0	4	4.0	
at Washington St.	11/07/19		2	0-0	.000	0-0	.000	0-0	.000	0	0	0	0.5	0	0	0	0	0	0	2.0	
PACIFIC (OR)	11/12/19		6	0-1	.000	0-0	.000	0-0	.000	0	1	1	0.7	0	0	1	0	0	0	1.3	
at Syracuse	11/16/19		2	0-0	.000	0-0	.000	0-0	.000	0	0	0	0.5	0	0	0	0	0	0	1.0	
at Ole Miss	11/19/19		dnp	-	-	-	-	-	-	-	-	-	-	-	-	-	-	-	-	-	
INCARNATE WORD	12/03/19		3	0-0	.000	0-0	.000	0-0	.000	0	1	1	0.6	0	0	1	0	0	0	0.8	
LONG BEACH ST.	12/23/19		2	0-1	.000	0-1	.000	0-0	.000	0	0	0	0.5	0	0	0	0	0	0	0.7	
at Chicago St.	01/04/20		2	0-0	.000	0-0	.000	0-0	.000	0	0	0	0.4	0	0	0	0	0	0	0.6	
UTAH VALLEY	01/11/20		2	0-0	.000	0-0	.000	0-0	.000	0	0	0	0.4	0	0	0	0	0	0	0.5	
Totals			0	27	1-4	.250	0-1	.000	2-2	1.000	0	3	3	0.4	0	1	2	1	0	4	0.5

Games played: 8  
 Minutes/game: 3.4  
 Points/game: 0.5  
 FG Pct: 25.0  
 3FG Pct: 0.0  
 FT Pct: 100.0

Rebounds/game: 0.4  
 Assists/game: 0.1  
 Turnovers/game: 0.3  
 Assist/turnover ratio: 0.5  
 Blocks/game: 0.1

CAREER STATS

Year	GP-GS	Min/Avg	Total		3-Point		FT-FTA	Pct	Off-Def	Tot	Avg	PF-FO	Ast	TO	Blk	Stl	Pts/Avg
			FG-FGA	Pct	FG-FGA	Pct											
2019-20	8-0	27/3.4	1-4	.250	0-1	.000	2-2	1.000	0-3	3	0.4	0-0	1	2	1	0	4/0.5
TOTAL	8-0	27/3.4	1-4	.250	0-1	.000	2-2	1.000	0-3	3	0.4	0-0	1	2	1	0	4/0.5

SINGLE-GAME HIGHS

Points: 4, Pacific Lutheran -- 11/05/19  
 Rebounds: 1, Pacific Lutheran -- 11/05/19  
 Assists: 1, Pacific Lutheran -- 11/05/19  
 Blocks: 1, Pacific Lutheran -- 11/05/19  
 FG made: 1, Pacific Lutheran -- 11/05/19  
 FG attempts: 2, Pacific Lutheran -- 11/05/19  
 FT made: 2, Pacific Lutheran -- 11/05/19  
 FT attempts: 2, Pacific Lutheran -- 11/05/19



Official Basketball Box Score -- Game Totals -- Final Statistics
Pacific Lutheran vs Seattle U
11/05/19 7:00 pm at Seattle, WA (Redhawk Center)

Pacific Lutheran 64 • 0-0,0-0 NWC

Table with columns: #, Player, FG-FGA, 3-Ptr, FT-FTA, Rebounds, PF, TP, A TO Blk Stl, Min. Lists player stats for Pacific Lutheran.

FG % 1st Half: 9-31 29.0% 2nd half: 13-33 39.4% Game: 22-64 34.4%
3FG % 1st Half: 2-9 22.2% 2nd half: 5-11 45.5% Game: 7-20 35.0%
FT % 1st Half: 3-4 75.0% 2nd half: 10-12 83.3% Game: 13-16 81.3%

Seattle U 98 • 1-0,0-0 WAC

Table with columns: #, Player, FG-FGA, 3-Ptr, FT-FTA, Rebounds, PF, TP, A TO Blk Stl, Min. Lists player stats for Seattle U.

FG % 1st Half: 19-34 55.9% 2nd half: 19-33 57.6% Game: 38-67 56.7%
3FG % 1st Half: 4-13 30.8% 2nd half: 4-15 26.7% Game: 8-28 28.6%
FT % 1st Half: 5-9 55.6% 2nd half: 9-10 90.0% Game: 14-19 73.7%

Officials: Derek Anganes,Levon Zakarian,Nate Harris
Technical fouls: Pacific Lutheran-None. Seattle U-Myles Carter.
Attendance: 828

Score by periods table with columns: 1st, 2nd, Total. Shows scores for Pacific Lutheran and Seattle U.

Last FG - PLU 2nd-04:22. SU 2nd-01:02.
Largest lead - PLU None, SU by 39 2nd-04:54.
PLU led for 00:00. SU led for 39:03. Game was tied for 00:57.

Score tied - 0 times.
Lead changed - 0 times.

Official Basketball Box Score -- Game Totals -- Final Statistics
Seattle U vs Washington St.
11/07/19 6:00 pm at Pullman, WA (Beasley Coliseum)

Seattle U 54 • 1-1,0-0 WAC

Table with columns: #, Player, FG-FGA, 3-Ptr, FT-FTA, Rebounds, PF, TP, A TO Blk Stl, Min. Lists player stats for Seattle U.

FG % 1st Half: 10-32 31.3% 2nd half: 10-27 37.0% Game: 20-59 33.9%
3FG % 1st Half: 0-7 0.0% 2nd half: 1-8 12.5% Game: 1-15 6.7%
FT % 1st Half: 1-2 50.0% 2nd half: 12-17 70.6% Game: 13-19 68.4%

Washington St. 85 • 1-0,0-0 Pac-12

Table with columns: #, Player, FG-FGA, 3-Ptr, FT-FTA, Rebounds, PF, TP, A TO Blk Stl, Min. Lists player stats for Washington St.

FG % 1st Half: 15-37 40.5% 2nd half: 18-44 40.9% Game: 33-81 40.7%
3FG % 1st Half: 6-17 35.3% 2nd half: 3-14 21.4% Game: 9-31 29.0%
FT % 1st Half: 7-11 63.6% 2nd half: 3-4 75.0% Game: 10-15 66.7%

Officials: Kelly Pfeifer,John Higgins,Randy McCall
Technical fouls: Seattle U-None. Washington St.-None.
Attendance: 2810

Score by periods table with columns: 1st, 2nd, Total. Shows scores for Seattle U and Washington St.

Last FG - SU 2nd-00:42, WSU 2nd-00:10.
Largest lead - SU None, WSU by 34 2nd-03:24.
SU led for 00:00. WSU led for 39:51. Game was tied for 00:00.

Score tied - 0 times.
Lead changed - 0 times.

Official Basketball Box Score -- Game Totals -- Final Statistics
Eastern Wash. vs Seattle U
11/09/19 7:00 pm at Seattle, WA (Redhawk Center)

Eastern Wash. 74 • 2-0,0-0 Big Sky

Table with columns: #, Player, FG-FGA, 3-Ptr, FT-FTA, Rebounds, PF, TP, A TO Blk Stl, Min. Lists player stats for Eastern Wash.

FG % 1st Half: 7-31 22.6% 2nd half: 16-28 57.1% Game: 23-59 39.0%
3FG % 1st Half: 3-20 15.0% 2nd half: 3-11 27.3% Game: 6-31 19.4%
FT % 1st Half: 13-18 72.2% 2nd half: 9-14 64.3% Game: 22-32 68.8%

Seattle U 66 • 1-2,0-0 WAC

Table with columns: #, Player, FG-FGA, 3-Ptr, FT-FTA, Rebounds, PF, TP, A TO Blk Stl, Min. Lists player stats for Seattle U.

FG % 1st Half: 15-37 40.5% 2nd half: 9-31 29.0% Game: 24-68 35.3%
3FG % 1st Half: 1-9 11.1% 2nd half: 2-8 25.0% Game: 3-17 17.6%
FT % 1st Half: 5-8 62.5% 2nd half: 10-14 71.4% Game: 15-22 68.2%

Officials: Scott Brown,Larry Spaulding,Kevin Brill
Technical fouls: Eastern Wash.-Mason Peatling; Tanner Groves; Tyler Kidd.
Seattle U-Carter, Myles; Dallas, Jordan.
Attendance: 999

Score by periods table with columns: 1st, 2nd, Total. Shows scores for Eastern Wash. and Seattle U.

Last FG - EWU 2nd-02:30, SU 2nd-00:39.
Largest lead - EWU by 12 2nd-03:54, SU by 9 1st-12:28.
EWU led for 10:25. SU led for 26:47. Game was tied for 02:44.

Score tied - 3 times.
Lead changed - 2 times.

Official Basketball Box Score -- Game Totals -- Final Statistics
Pacific (OR) vs Seattle U
11/12/19 7:00 pm at

Pacific (OR) 81 • 2-0,0-0 NWC

Table with columns: #, Player, FG-FGA, 3-Ptr, FT-FTA, Rebounds, PF, TP, A TO Blk Stl, Min. Lists player stats for Pacific (OR).

FG % 1st Half: 15-42 35.7% 2nd half: 11-41 26.8% Game: 26-83 31.3%
3FG % 1st Half: 10-31 32.3% 2nd half: 7-24 29.2% Game: 17-55 30.9%
FT % 1st Half: 4-6 66.7% 2nd half: 8-11 72.7% Game: 12-17 70.6%

Seattle U 115 • 2-2,0-0 WAC

Table with columns: #, Player, FG-FGA, 3-Ptr, FT-FTA, Rebounds, PF, TP, A TO Blk Stl, Min. Lists player stats for Seattle U.

FG % 1st Half: 14-28 50.0% 2nd half: 20-31 64.5% Game: 34-59 57.6%
3FG % 1st Half: 2-10 20.0% 2nd half: 2-10 20.0% Game: 4-20 20.0%
FT % 1st Half: 23-28 82.1% 2nd half: 20-23 87.0% Game: 43-51 84.3%

Officials: Shawn Lehigh, Frank Harvey III, Gregory Nixon
Technical fouls: Pacific (OR)-None. Seattle U-None.
Attendance: 921

Score by periods table with columns: 1st, 2nd, Total. Shows scores for Pacific (OR) and Seattle U.

Last FG - PAC 2nd-02:00, SU 2nd-00:48.
Largest lead - PAC by 3 1st-14:05, SU by 34 2nd-00:31.
PAC led for 04:22. SU led for 31:43. Game was tied for 03:55.

Score tied - 7 times.
Lead changed - 12 times.



Official Basketball Box Score -- Game Totals -- Final Statistics
Seattle U vs Syracuse
11/16/19 7:00 pm at Syracuse, NY (Carrier Dome)

Seattle U 67 • 2-3,0-0 WAC

Table with columns: #, Player, FG-FGA, 3-Ptr, FT-FTA, Rebounds, PF, TP, A TO Blk Stl, Min. Rows include Carter, Myles; Dallas, Jordan; Means, Morgan; Brown, Terrell; Jones, Delante; Economou, Rip; Hopkins, Trey; Nettles, Aaron; Da Campo, Mattia; Hauge, Mikkel; Hundal, Anand; Pinskius, Dovy.

FG % 1st Half: 9-33 27.3% 2nd half: 14-29 48.3% Game: 23-62 37.1%
3FG % 1st Half: 1-12 8.3% 2nd half: 7-13 53.8% Game: 8-25 32.0%
FT % 1st Half: 7-7 100.0 2nd half: 6-7 85.7% Game: 13-14 92.9%

Syracuse 89 • 2-1,0-1 ACC

Table with columns: #, Player, FG-FGA, 3-Ptr, FT-FTA, Rebounds, PF, TP, A TO Blk Stl, Min. Rows include Marek Dolezaj; Elijah Hughes; Bourama Sidibe; Joseph Girard III; Buddy Boeheim; Bryce Goodine; Quincy Guerrier; Brendan Paul; Jesse Edwards; Shaun Belbey.

FG % 1st Half: 15-24 62.5% 2nd half: 13-23 56.5% Game: 28-47 59.6%
3FG % 1st Half: 7-14 50.0% 2nd half: 2-9 22.2% Game: 9-23 39.1%
FT % 1st Half: 7-12 58.3% 2nd half: 17-24 70.8% Game: 24-36 66.7%

Officials: Lamar Simpson, James Breeding, Bert Smith
Technical fouls: Seattle U-None. Syracuse-None.
Attendance: 21487

Score by periods table with columns: 1st, 2nd, Total. Rows for Seattle U and Syracuse.

Last FG - SU 2nd-01:35, SYR 2nd-00:40.
Largest lead - SU by 2 1st-19:03, SYR by 23 2nd-02:40.
SU led for 00:21. SYR led for 38:02. Game was tied for 01:37.

Points In Off 2nd Fast Bench table with columns: Points, In, Off, 2nd, Fast, Bench. Rows for SU and SYR.

Score tied - 1 time.
Lead changed - 1 time.

Official Basketball Box Score -- Game Totals -- Final Statistics
Seattle vs Ole Miss
11/19/19 6:30 pm at Oxford, MS (The Pavilion at Ole Miss)

Seattle 52 • 2-4

Table with columns: #, Player, FG-FGA, 3-Ptr, FT-FTA, Rebounds, PF, TP, A TO Blk Stl, Min. Rows include Carter, Myles; Da Campo, Mattia; Means, Morgan; Brown, Terrell; Jones, Delante; Economou, Rip; Hopkins, Trey; Nettles, Aaron; Dallas, Jordan; Hauge, Mikkel; Hundal, Anand.

FG % 1st Half: 7-28 25.0% 2nd half: 9-28 32.1% Game: 16-56 28.6%
3FG % 1st Half: 3-9 33.3% 2nd half: 1-8 12.5% Game: 4-17 23.5%
FT % 1st Half: 0-0 0.0% 2nd half: 16-18 88.9% Game: 16-18 88.9%

Ole Miss 65 • 4-0

Table with columns: #, Player, FG-FGA, 3-Ptr, FT-FTA, Rebounds, PF, TP, A TO Blk Stl, Min. Rows include Sy, Khadim; Buffen, KJ; Shuler, Devontae; Tyree, Breen; Rodriguez, Luis; Crowley, Austin; Curry, Carlos; Miller, Franco; Williams, Bryce; Collum, Annavion; Hunter, Sammy; McBride, John.

FG % 1st Half: 11-25 44.0% 2nd half: 10-24 41.7% Game: 21-49 42.9%
3FG % 1st Half: 1-8 12.5% 2nd half: 3-9 33.3% Game: 4-17 23.5%
FT % 1st Half: 7-9 77.8% 2nd half: 12-13 92.3% Game: 19-22 86.4%

Officials: Tony Greene, Byron Jarrett, Hunter Allen
Technical fouls: Seattle-None. Ole Miss-None.
Attendance: 6316

Score by periods table with columns: 1st, 2nd, Total. Rows for Seattle and Ole Miss.

Last FG - SEA 2nd-00:18, OM 2nd-02:13.
Largest lead - SEA None, OM by 28 2nd-11:09.
SEA led for 00:00. OM led for 38:18. Game was tied for 01:42.

Points In Off 2nd Fast Bench table with columns: Points, In, Off, 2nd, Fast, Bench. Rows for SEA and OM.

Score tied - 2 times.
Lead changed - 0 times.

Official Basketball Box Score -- Game Totals -- Final Statistics
Seattle U vs Bucknell
11/25/19 2:00 pm at Orlando, FL (HP Field House)

Seattle U 70 • 2-5,0-0 WAC

Table with columns: #, Player, FG-FGA, 3-Ptr, FT-FTA, Rebounds, PF, TP, A TO Blk Stl, Min. Rows include Carter, Myles; Da Campo, Mattia; Means, Morgan; Brown, Terrell; Jones, Delante; Hopkins, Trey; Nettles, Aaron; Grigsby, Riley; Dallas, Jordan; Hundal, Anand.

FG % 1st Half: 14-30 46.7% 2nd half: 10-32 31.3% Game: 24-62 38.7%
3FG % 1st Half: 5-12 41.7% 2nd half: 1-5 20.0% Game: 6-17 35.3%
FT % 1st Half: 4-6 66.7% 2nd half: 12-14 85.7% Game: 16-20 80.0%

Bucknell 77 • 3-4,0-0 Patriot

Table with columns: #, Player, FG-FGA, 3-Ptr, FT-FTA, Rebounds, PF, TP, A TO Blk Stl, Min. Rows include Bruce Moore; Paul Newman; Jimmy Sotos; Andrew Funk; Avi Toomer; Walter Ellis; John Meeks; Ben Robertson; Xander Rice; Kahliel Spear.

FG % 1st Half: 12-30 40.0% 2nd half: 14-28 50.0% Game: 26-58 44.8%
3FG % 1st Half: 0-9 0.0% 2nd half: 4-10 40.0% Game: 4-19 21.1%
FT % 1st Half: 7-7 100.0 2nd half: 14-24 58.3% Game: 21-31 67.7%

Officials: Steven Perry, Greg Evans, Kevin Chambliss
Technical fouls: Seattle U-None. Bucknell-None.
Attendance: 250

Score by periods table with columns: 1st, 2nd, Total. Rows for Seattle U and Bucknell.

Last FG - SU 2nd-00:15, BUCK 2nd-01:03.
Largest lead - SU by 6 1st-06:46, BUCK by 8 1st-12:24.
SU led for 12:22. BUCK led for 23:34. Game was tied for 04:04.

Score tied - 7 times.
Lead changed - 3 times.

Official Basketball Box Score -- Game Totals -- Final Statistics
Western Mich. vs Seattle U
11/26/19 12:00 pm at Orlando, FL (HP Field House)

Western Mich. 55 • 4-4,0-0 MAC

Table with columns: #, Player, FG-FGA, 3-Ptr, FT-FTA, Rebounds, PF, TP, A TO Blk Stl, Min. Rows include Brandon Johnson; Titus Wright; Jared Printy; Michael Flowers; Jason Whittens; Chase Barrs; B Artal White; Rafael Cruz Jr.; William Boyer-Richard.

FG % 1st Half: 8-28 28.6% 2nd half: 13-28 46.4% Game: 21-56 37.5%
3FG % 1st Half: 3-11 27.3% 2nd half: 2-11 18.2% Game: 5-22 22.7%
FT % 1st Half: 1-2 50.0% 2nd half: 7-8 87.5% Game: 8-10 80.0%

Seattle U 59 • 3-5,0-0 WAC

Table with columns: #, Player, FG-FGA, 3-Ptr, FT-FTA, Rebounds, PF, TP, A TO Blk Stl, Min. Rows include Carter, Myles; Grigsby, Riley; Means, Morgan; Brown, Terrell; Jones, Delante; Economou, Rip; Hopkins, Trey; Nettles, Aaron; Da Campo, Mattia; Dallas, Jordan.

FG % 1st Half: 8-25 32.0% 2nd half: 13-32 40.6% Game: 21-57 36.8%
3FG % 1st Half: 1-8 12.5% 2nd half: 5-14 35.7% Game: 6-22 27.3%
FT % 1st Half: 3-5 60.0% 2nd half: 8-14 57.1% Game: 11-19 57.9%

Officials: Steven Perry, Adam James, Landon Brandes
Technical fouls: Western Mich.-None. Seattle U-None.
Attendance: 250

Score by periods table with columns: 1st, 2nd, Total. Rows for Western Mich. and Seattle U.

Last FG - WMU 2nd-00:07, SU 2nd-00:32.
Largest lead - WMU by 4 1st-03:45, SU by 12 2nd-10:26.
WMU led for 03:56. SU led for 32:50. Game was tied for 03:14.

Score tied - 3 times.
Lead changed - 2 times.



Official Basketball Box Score -- Game Totals -- Final Statistics
Idaho vs Seattle U
11/30/19 7:00 pm at Seattle, WA (Redhawk Center)

Official Basketball Box Score -- Game Totals -- Final Statistics
Incarnate Word vs Seattle U
12/03/19 7:00 pm at Seattle, WA (Redhawk Center)

Idaho 55 • 3-5,0-0 Big Sky

Table with columns: ##, Player, FG-FGA, 3-FGA, FT-FTA, Rebounds (Off, Def, Tot), PF, TP, A TO Blk, Stl, Min. Includes player stats for Chance Garvin, Scott Blakney, etc.

FG % 1st Half: 14-31 45.2% 2nd half: 7-23 30.4% Game: 21-54 38.9%
3FG % 1st Half: 1-2 50.0% 2nd half: 3-11 27.3% Game: 4-13 30.8%
FT % 1st Half: 3-6 50.0% 2nd half: 6-8 75.0% Game: 9-14 64.3%

Seattle U 74 • 4-5,0-0 WAC

Table with columns: ##, Player, FG-FGA, 3-FGA, FT-FTA, Rebounds (Off, Def, Tot), PF, TP, A TO Blk, Stl, Min. Includes player stats for Carter, Myles, Grigsby, Riley, etc.

FG % 1st Half: 12-30 40.0% 2nd half: 16-35 45.7% Game: 28-65 43.1%
3FG % 1st Half: 5-19 26.3% 2nd half: 6-14 42.9% Game: 11-33 33.3%
FT % 1st Half: 3-5 60.0% 2nd half: 4-7 57.1% Game: 7-12 58.3%

Officials: Ray Ames, Martin Cichocki, Jimmy Casas
Technical fouls: Idaho-None. Seattle U-None.
Attendance: 863

Score by periods table with columns: 1st, 2nd, Total. Shows scores for Idaho (32, 23, 55) and Seattle U (32, 42, 74).

Last FG - UI 2nd-00:34, SU 2nd-00:12.
Largest lead - UI by 4 2nd-16:58, SU by 20 2nd-00:46.
UI led for 05:48. SU led for 30:17. Game was tied for 03:55.

Points in game table with columns: In, Off, 2nd, Fast, Bench. Shows points for UI and SU.

Score tied - 5 times.
Lead changed - 9 times.

Incarnate Word 60 • 2-7,0-0 Southern

Table with columns: ##, Player, FG-FGA, 3-FGA, FT-FTA, Rebounds (Off, Def, Tot), PF, TP, A TO Blk, Stl, Min. Includes player stats for Dwight Murray, Keaston Willis, etc.

FG % 1st Half: 9-27 33.3% 2nd half: 11-26 42.3% Game: 20-53 37.7%
3FG % 1st Half: 3-14 21.4% 2nd half: 2-8 25.0% Game: 5-22 22.7%
FT % 1st Half: 7-8 87.5% 2nd half: 8-16 50.0% Game: 15-24 62.5%

Seattle U 81 • 5-5,0-0 WAC

Table with columns: ##, Player, FG-FGA, 3-FGA, FT-FTA, Rebounds (Off, Def, Tot), PF, TP, A TO Blk, Stl, Min. Includes player stats for Carter, Myles, Grigsby, Riley, etc.

FG % 1st Half: 16-28 57.1% 2nd half: 7-27 25.9% Game: 23-55 41.8%
3FG % 1st Half: 7-12 58.3% 2nd half: 0-10 0.0% Game: 7-22 31.8%
FT % 1st Half: 8-9 88.9% 2nd half: 20-22 90.9% Game: 28-31 90.3%

Officials: Bob Staffen, Kelly Pfeifer, Tony Padilla
Technical fouls: Incarnate Word-None. Seattle U-None.
Attendance: 820

Score by periods table with columns: 1st, 2nd, Total. Shows scores for Incarnate Word (28, 32, 60) and Seattle U (47, 34, 81).

Last FG - UIW 2nd-00:02, SU 2nd-03:16.
Largest lead - UIW by 3 1st-11:27, SU by 28 2nd-08:28.
UIW led for 00:44. SU led for 37:44. Game was tied for 01:32.

Points in game table with columns: In, Off, 2nd, Fast, Bench. Shows points for UIW and SU.

Score tied - 4 times.
Lead changed - 2 times.

Official Basketball Box Score -- Game Totals -- Final Statistics
Portland vs Seattle U
12/07/19 7:00 pm at Kent, WA (accesso ShoWare Center)

Official Basketball Box Score -- Game Totals -- Final Statistics
Seattle U vs Washington
12/17/19 8:00 pm at Seattle, WA (Alaska Airlines Arena)

Portland 71 • 6-3,0-0 WCC

Table with columns: ##, Player, FG-FGA, 3-FGA, FT-FTA, Rebounds (Off, Def, Tot), PF, TP, A TO Blk, Stl, Min. Includes player stats for Tahiroou Diabate, Malcolm Porter, etc.

FG % 1st Half: 12-25 48.0% 2nd half: 12-26 46.2% Game: 24-51 47.1%
3FG % 1st Half: 5-10 50.0% 2nd half: 2-9 22.2% Game: 7-19 36.8%
FT % 1st Half: 2-4 50.0% 2nd half: 14-24 58.3% Game: 16-28 57.1%

Seattle U 73 • 6-5,0-0 WAC

Table with columns: ##, Player, FG-FGA, 3-FGA, FT-FTA, Rebounds (Off, Def, Tot), PF, TP, A TO Blk, Stl, Min. Includes player stats for Carter, Myles, Grigsby, Riley, etc.

FG % 1st Half: 15-34 44.1% 2nd half: 11-32 34.4% Game: 26-66 39.4%
3FG % 1st Half: 4-15 26.7% 2nd half: 4-8 50.0% Game: 8-23 34.8%
FT % 1st Half: 3-4 75.0% 2nd half: 10-19 52.6% Game: 13-23 56.5%

Officials: Dough Sturdivan, Ken Ditty, Mark Cook
Technical fouls: Portland-None. Seattle U-None.
Attendance: 753

Score by periods table with columns: 1st, 2nd, Total. Shows scores for Portland (31, 40, 71) and Seattle U (37, 36, 73).

Last FG - UP 2nd-00:15, SU 2nd-01:22.
Largest lead - UP by 3 2nd-04:49, SU by 10 1st-05:01.
UP led for 03:10. SU led for 33:34. Game was tied for 03:16.

Points in game table with columns: In, Off, 2nd, Fast, Bench. Shows points for UP and SU.

Score tied - 5 times.
Lead changed - 8 times.

Seattle U 59 • 6-6,0-0 WAC

Table with columns: ##, Player, FG-FGA, 3-FGA, FT-FTA, Rebounds (Off, Def, Tot), PF, TP, A TO Blk, Stl, Min. Includes player stats for Carter, Myles, Grigsby, Riley, etc.

FG % 1st Half: 13-34 38.2% 2nd half: 9-27 33.3% Game: 22-61 36.1%
3FG % 1st Half: 3-10 30.0% 2nd half: 2-13 15.4% Game: 5-23 21.7%
FT % 1st Half: 4-6 66.7% 2nd half: 6-7 85.7% Game: 10-13 76.9%

Washington 81 • 8-2,0-0 Pac-12

Table with columns: ##, Player, FG-FGA, 3-FGA, FT-FTA, Rebounds (Off, Def, Tot), PF, TP, A TO Blk, Stl, Min. Includes player stats for Jaden McDaniels, Nahziah Carter, etc.

FG % 1st Half: 10-22 45.5% 2nd half: 18-26 69.2% Game: 28-48 58.3%
3FG % 1st Half: 3-11 27.3% 2nd half: 5-8 62.5% Game: 8-19 42.1%
FT % 1st Half: 9-11 81.8% 2nd half: 8-12 66.7% Game: 17-23 73.9%

Officials: Michael Greenstein, Eric Curry, Tony Padilla
Technical fouls: Seattle U-None. Washington-None.
Attendance: 7760

Score by periods table with columns: 1st, 2nd, Total. Shows scores for Seattle U (33, 26, 59) and Washington (32, 49, 81).

Last FG - SU 2nd-03:18, UW 2nd-00:22.
Largest lead - SU by 3 1st-00:48, UW by 22 2nd-00:22.
SU led for 02:55. UW led for 32:34. Game was tied for 04:31.

Score tied - 11 times.
Lead changed - 7 times.



Official Basketball Box Score -- Game Totals -- Final Statistics
Florida A&M vs Seattle U
12/21/19 7:00 pm at Seattle, WA (Redhawk Center)

Official Basketball Box Score -- Game Totals -- Final Statistics
Long Beach St. vs Seattle U
12/23/19 3:00 pm at Seattle, WA (Redhawk Center)

Florida A&M 71 • 1-9,0-0 MEC

Table with columns: #, Player, FG-FGA, 3-Ptr, FT-FTA, Rebounds, PF, TP, A TO Blk Stl, Min. Includes player stats for D.J. Jones, Kamron Reaves, M.J. Randolph, etc.

FG % 1st Half: 16-29 55.2% 2nd half: 11-26 42.3% Game: 27-55 49.1%
3FG % 1st Half: 3-6 50.0% 2nd half: 4-6 66.7% Game: 7-12 58.3%
FT % 1st Half: 1-1 100.0 2nd half: 9-12 75.0% Game: 10-13 76.9%

Seattle U 57 • 6-7,0-0 WAC

Table with columns: #, Player, FG-FGA, 3-Ptr, FT-FTA, Rebounds, PF, TP, A TO Blk Stl, Min. Includes player stats for Dallas, Jordan, Grigsby, Riley, etc.

FG % 1st Half: 9-29 31.0% 2nd half: 13-33 39.4% Game: 22-62 35.5%
3FG % 1st Half: 2-11 18.2% 2nd half: 4-20 20.0% Game: 4-20 20.0%
FT % 1st Half: 4-8 50.0% 2nd half: 5-8 62.5% Game: 9-16 56.3%

Officials: Ray Ames, Jeff Ketchu, Jimmy Casas
Technical fouls: Florida A&M-None. Seattle U-None.
Attendance: 806
2019-20 Men's Basketball. Round: 0. Florida A&M vs Seattle U. Played at Redhaw

Score by periods table with columns: 1st, 2nd, Total. Rows for Florida A&M and Seattle U.

Last FG - FAMU 2nd-00:15, SU 2nd-00:07.
Largest lead - FAMU by 18 2nd-04:04, SU by 2 1st-19:46.
FAMU led for 37:45. SU led for 01:03. Game was tied for 01:12.

Score tied - 1 time.
Lead changed - 1 time.

Long Beach St. 57 • 4-10,0-0 Big Wes

Table with columns: #, Player, FG-FGA, 3-Ptr, FT-FTA, Rebounds, PF, TP, A TO Blk Stl, Min. Includes player stats for Michael Carter III, Jordan Roberts, etc.

FG % 1st Half: 7-24 29.2% 2nd half: 12-29 41.4% Game: 19-53 35.8%
3FG % 1st Half: 1-10 10.0% 2nd half: 4-10 40.0% Game: 5-20 25.0%
FT % 1st Half: 9-12 75.0% 2nd half: 5-7 71.4% Game: 14-19 73.7%

Seattle U 79 • 7-7,0-0 WAC

Table with columns: #, Player, FG-FGA, 3-Ptr, FT-FTA, Rebounds, PF, TP, A TO Blk Stl, Min. Includes player stats for Dallas, Jordan, Grigsby, Riley, etc.

FG % 1st Half: 14-31 45.2% 2nd half: 15-38 39.5% Game: 29-69 42.0%
3FG % 1st Half: 5-14 35.7% 2nd half: 4-14 28.6% Game: 9-28 32.1%
FT % 1st Half: 11-12 91.7% 2nd half: 1-2 50.0% Game: 12-14 85.7%

Officials: Scott Brown, Deldre Carr, Gregory Nixon
Technical fouls: Long Beach St.-None. Seattle U-None.
Attendance: 940

Score by periods table with columns: 1st, 2nd, Total. Rows for Long Beach St. and Seattle U.

Last FG - LBSU 2nd-00:17, SU 2nd-02:04.
Largest lead - LBSU None, SU by 31 2nd-12:28.
LBSU led for 00:00. SU led for 38:19. Game was tied for 01:41.

Score tied - 0 times.
Lead changed - 0 times.

Official Basketball Box Score -- Game Totals -- Final Statistics
Seattle U vs Saint Mary's (CA)
12/28/19 5:00 pm at Moraga, CA (UCU Pavilion)

Official Basketball Box Score -- Game Totals -- Final Statistics
Seattle U vs Kansas City
01/02/20 7:00 pm at Kansas City, Mo. (Winney Center)

Seattle U 58 • 7-8,0-0 WAC

Table with columns: #, Player, FG-FGA, 3-Ptr, FT-FTA, Rebounds, PF, TP, A TO Blk Stl, Min. Includes player stats for Carter, Myles, Grigsby, Riley, etc.

FG % 1st Half: 12-28 42.9% 2nd half: 9-26 34.6% Game: 21-54 38.9%
3FG % 1st Half: 3-12 25.0% 2nd half: 2-6 33.3% Game: 5-18 27.8%
FT % 1st Half: 3-4 75.0% 2nd half: 8-9 88.9% Game: 11-13 84.6%

Saint Mary's (CA) 84 • 13-2,0-0 WCC

Table with columns: #, Player, FG-FGA, 3-Ptr, FT-FTA, Rebounds, PF, TP, A TO Blk Stl, Min. Includes player stats for Malik Fitts, Dan Fotu, etc.

FG % 1st Half: 14-28 50.0% 2nd half: 19-32 59.4% Game: 33-60 55.0%
3FG % 1st Half: 3-10 30.0% 2nd half: 4-11 36.4% Game: 7-21 33.3%
FT % 1st Half: 5-6 83.3% 2nd half: 6-8 75.0% Game: 11-14 78.6%

Officials: Juan Corral, John Higgins, Eric Curry
Technical fouls: Seattle U-None. Saint Mary's (CA)-None.
Attendance: 3500

Score by periods table with columns: 1st, 2nd, OT, Total. Rows for Seattle U and Saint Mary's (CA).

Last FG - SU 2nd-05:14, SMC 2nd-00:35.
Largest lead - SU None, SMC by 26 2nd-00:35.
SU led for 00:00. SMC led for 37:59. Game was tied for 02:01.

Score tied - 0 times.
Lead changed - 0 times.

Seattle U 86 • 7-9,0-1 WAC

Table with columns: #, Player, FG-FGA, 3-Ptr, FT-FTA, Rebounds, PF, TP, A TO Blk Stl, Min. Includes player stats for Carter, Myles, Nettles, Aaron, etc.

FG % 1st Half: 13-31 41.9% 2nd half: 7-27 25.9% OT: 6-18 33.3% Game: 26-76 34.2%
3FG % 1st Half: 3-13 23.1% 2nd half: 1-11 9.1% OT: 2-6 33.3% Game: 6-30 20.0%
FT % 1st Half: 4-9 44.4% 2nd half: 8-8 100.0% OT: 16-20 80.0% Game: 28-37 75.7%

Kansas City 90 • 8-7,1-0 WAC

Table with columns: #, Player, FG-FGA, 3-Ptr, FT-FTA, Rebounds, PF, TP, A TO Blk Stl, Min. Includes player stats for Jordan Giles, Javan White, etc.

FG % 1st Half: 8-23 34.8% 2nd half: 13-25 52.0% OT: 11-18 61.1% Game: 32-66 48.5%
3FG % 1st Half: 2-6 33.3% 2nd half: 4-7 57.1% OT: 4-7 57.1% Game: 10-20 50.0%
FT % 1st Half: 5-7 71.4% 2nd half: 3-6 50.0% OT: 8-11 72.7% Game: 16-24 66.7%

Officials: Kerby Sitton, Rob Kruger, Winston Slith
Technical fouls: Seattle U-None. Kansas City-None.
Attendance: 1158

Score by periods table with columns: 1st, 2nd, OT, Total. Rows for Seattle U and Kansas City.

Last FG - SU OT3-02:43, KC OT3-01:12.
Largest lead - SU by 10 1st-02:58, KC by 7 2nd-09:57.
SU led for 24:56. KC led for 19:59. Game was tied for 10:05.

Score tied - 14 times.
Lead changed - 13 times.



Official Basketball Box Score -- Game Totals -- Final Statistics
Seattle U vs Chicago St.
01/04/20 12:05 pm at Chicago, IL (Jones Convocation Center)

Seattle U 86 • 8-9,1-1 WAC

Table with columns: ##, Player, Total, FG-FGA, 3-Ptr, FT-FTA, Rebounds, PF, TP, A TO Blk, Stl, Min. Rows include Carter, Myles; Nettles, Aaron; Grigsby, Riley; Means, Morgan; Brown, Terrell; Economou, Rip; Hopkins, Trey; Da Campo, Mattia; Dallas, Jordan; Jones, Delante; Hauge, Mikkel; Hundal, Anand; Pinskius, Dovy; Team.

FG % 1st Half: 12-33 36.4% 2nd half: 10-31 32.3% Game: 22-64 34.4%
3FG % 1st Half: 9-21 42.9% 2nd half: 5-14 35.7% Game: 14-35 40.0%
FT % 1st Half: 8-11 72.7% 2nd half: 20-22 90.9% Game: 28-33 84.8%

Chicago St. 54 • 4-13,0-2 WAC

Table with columns: ##, Player, Total, FG-FGA, 3-Ptr, FT-FTA, Rebounds, PF, TP, A TO Blk, Stl, Min. Rows include Rajeir Jones; Ke'Sean Davis; Solomon Hunt; Andrew Lewis; Amir Johnson; Amir Gholizadeh; Kalil Whitehead; Carlo Marble; Noah Bigirumwami; Michael Johnson; Team.

FG % 1st Half: 9-27 33.3% 2nd half: 9-28 32.1% Game: 18-55 32.7%
3FG % 1st Half: 0-4 0.0% 2nd half: 3-12 25.0% Game: 3-16 18.8%
FT % 1st Half: 8-11 72.7% 2nd half: 7-10 70.0% Game: 15-21 71.4%

Officials: James Ford, Kelly Pfeifer, Dan Nowakowski
Technical fouls: Seattle U-None. Chicago St.-TEAM.
Attendance: 307

Score by periods table with columns: 1st, 2nd, Total. Rows: Seattle U (41, 45, 86), Chicago St. (26, 28, 54)

Last FG - SU 2nd-01:03, CSU 2nd-02:03.
Largest lead - SU by 33 2nd-04:22, CSU by 11 1st-15:43.
SU led for 31:26. CSU led for 07:55. Game was tied for 00:39.

Score tied - 1 time.
Lead changed - 2 times.

Official Basketball Box Score -- Game Totals -- Final Statistics
Utah Valley vs Seattle U
01/11/20 7:00 pm at Seattle, WA (Redhawk Center)

Utah Valley 50 • 7-11,1-2 WAC

Table with columns: ##, Player, Total, FG-FGA, 3-Ptr, FT-FTA, Rebounds, PF, TP, A TO Blk, Stl, Min. Rows include Emmanuel Olojakpoke; Isaiah White; TJ Washington; Brandon Averette; Trey Woodbury; Jamison Overton; Cavitt Edge Havsa; Brandon Morley; Bradley Kitchen; Team.

FG % 1st Half: 5-20 25.0% 2nd half: 8-32 25.0% Game: 13-52 25.0%
3FG % 1st Half: 0-7 0.0% 2nd half: 3-13 23.1% Game: 3-20 15.0%
FT % 1st Half: 10-12 83.3% 2nd half: 11-13 84.6% Game: 21-25 84.0%

Seattle U 83 • 9-9,2-1 WAC

Table with columns: ##, Player, Total, FG-FGA, 3-Ptr, FT-FTA, Rebounds, PF, TP, A TO Blk, Stl, Min. Rows include Carter, Myles; Nettles, Aaron; Grigsby, Riley; Da Campo, Mattia; Brown, Terrell; Economou, Rip; Means, Morgan; Dallas, Jordan; Jones, Delante; Hauge, Mikkel; Hundal, Anand; Pinskius, Dovy; Team.

FG % 1st Half: 14-37 37.8% 2nd half: 16-29 55.2% Game: 30-66 45.5%
3FG % 1st Half: 4-14 28.6% 2nd half: 7-13 53.8% Game: 11-27 40.7%
FT % 1st Half: 5-6 83.3% 2nd half: 7-10 70.0% Game: 12-16 75.0%

Officials: Ron Brokenbrough, Klaus Endrissat, Ken Ditty
Technical fouls: Utah Valley-None. Seattle U-None.
Attendance: 999

Score by periods table with columns: 1st, 2nd, Total. Rows: Utah Valley (20, 30, 50), Seattle U (37, 46, 83)

Last FG - UVU 2nd-00:43, SU 2nd-01:04.
Largest lead - UVU None, SU by 33 2nd-06:06.
UVU led for 00:00. SU led for 39:31. Game was tied for 00:29.

Score tied - 0 times.
Lead changed - 0 times.

Official Basketball Box Score -- Game Totals -- Final Statistics
UTRGV vs Seattle U
01/16/20 7:00 pm at Seattle, WA (Redhawk Center)

UTRGV 74 • 6-11,2-2 WAC

Table with columns: ##, Player, Total, FG-FGA, 3-Ptr, FT-FTA, Rebounds, PF, TP, A TO Blk, Stl, Min. Rows include Sean Rhea; Lesley Varner II; Chris Freeman; Rob McClain Jr.; Javon Levi; Quinton Johnson II; Connor Raines; Jamal Gaines; Uche Dibiamaka; Isaiah Garcia; Isaiah Fontaine; Jordan Jackson; Team.

FG % 1st Half: 11-24 45.8% 2nd half: 15-35 42.9% Game: 26-59 44.1%
3FG % 1st Half: 4-9 44.4% 2nd half: 2-7 28.6% Game: 6-16 37.5%
FT % 1st Half: 7-11 63.6% 2nd half: 9-13 69.2% Game: 16-24 66.7%

Seattle U 91 • 10-9,3-1 WAC

Table with columns: ##, Player, Total, FG-FGA, 3-Ptr, FT-FTA, Rebounds, PF, TP, A TO Blk, Stl, Min. Rows include Carter, Myles; Nettles, Aaron; Grigsby, Riley; Means, Morgan; Brown, Terrell; Da Campo, Mattia; Jones, Delante; Team.

FG % 1st Half: 12-30 40.0% 2nd half: 18-32 56.3% Game: 30-62 48.4%
3FG % 1st Half: 5-11 45.5% 2nd half: 8-13 61.5% Game: 13-24 54.2%
FT % 1st Half: 9-10 90.0% 2nd half: 9-14 64.3% Game: 18-24 75.0%

Officials: Martin Cichocki, Jimmy Casas, Daryl Gelinas
Technical fouls: UTRGV-None. Seattle U-None.
Attendance: 862

Score by periods table with columns: 1st, 2nd, Total. Rows: UTRGV (33, 41, 74), Seattle U (38, 53, 91)

Last FG - UTRGV 2nd-00:00, SU 2nd-00:16.
Largest lead - UTRGV by 12 1st-10:55, SU by 19 2nd-00:16.
UTRGV led for 15:07. SU led for 23:08. Game was tied for 01:45.

Score tied - 3 times.
Lead changed - 3 times.

Official Basketball Box Score -- Game Totals -- Final Statistics
New Mexico St. vs Seattle U
01/18/20 7:00 pm at Seattle, WA (Redhawk Center)

New Mexico St. 75 • 14-6,5-0 WAC

Table with columns: ##, Player, Total, FG-FGA, 3-Ptr, FT-FTA, Rebounds, PF, TP, A TO Blk, Stl, Min. Rows include Ivan Aurrecochea; Johnny McCants; Evan Gilyard; Jabari Rice; Trevelin Queen; Shunn Buchanan; Terrell Brown; C.J. Bobbitt; Team.

FG % 1st Half: 6-21 28.6% 2nd half: 14-29 48.3% Game: 20-50 40.0%
3FG % 1st Half: 5-10 50.0% 2nd half: 4-11 36.4% Game: 9-21 42.9%
FT % 1st Half: 12-16 75.0% 2nd half: 14-15 93.3% Game: 26-31 83.9%

Seattle U 67 • 10-10,3-2 WAC

Table with columns: ##, Player, Total, FG-FGA, 3-Ptr, FT-FTA, Rebounds, PF, TP, A TO Blk, Stl, Min. Rows include Carter, Myles; Nettles, Aaron; Grigsby, Riley; Means, Morgan; Brown, Terrell; Economou, Rip; Da Campo, Mattia; Dallas, Jordan; Jones, Delante; Hundal, Anand; Team.

FG % 1st Half: 11-28 39.3% 2nd half: 12-26 46.2% Game: 23-54 42.6%
3FG % 1st Half: 3-11 27.3% 2nd half: 3-11 27.3% Game: 6-22 27.3%
FT % 1st Half: 4-4 100.0 2nd half: 11-14 78.6% Game: 15-18 83.3%

Officials: Cuban Lopez, Ryan Holmes, Brent Dugas
Technical fouls: New Mexico St.-None. Seattle U-None.
Attendance: 999

Score by periods table with columns: 1st, 2nd, Total. Rows: New Mexico St. (29, 46, 75), Seattle U (29, 38, 67)

Last FG - NMSU 2nd-02:05, SU 2nd-01:50.
Largest lead - NMSU by 8 2nd-00:08, SU by 11 1st-11:40.
NMSU led for 17:26. SU led for 19:02. Game was tied for 03:32.

Score tied - 8 times.
Lead changed - 11 times.