

2018-19 SEATTLE UNIVERSITY MEN'S BASKETBALL

GAME 20: SU vs. UTRGV - Jan. 19, 2019

SEATTLEU
BASKETBALL

CONTACT: Sarah Finney, Director of Communications • finneysa@seattleu.edu • 206-445-2237 • GoSeattleU.com

2018-19 SCHEDULE

Nov. 6	at Stanford	L, 74-96
NOV. 8	PUGET SOUND	W, 95-67
NOV. 11	BRYANT!	W, 82-59
NOV. 14	WASHINGTON STATE!	W, 78-69
NOV. 18	SOUTHERN UTAH	L, 70-73
NOV. 23	DENVER #	W, 82-63
NOV. 24	FAIRFIELD #	W, 83-80
NOV. 25	LONGWOOD #	W, 70-50
NOV. 28	NORTHWEST #	W, 107-72
DEC. 1	EASTERN WASHINGTON	W, 88-68
DEC. 6	OMAHA ~	W, 90-71
Dec. 9	at Washington	L, 62-70
Dec. 17	at Portland	W, 67-56
DEC. 20	PRAIRIE VIEW A&M	W, 102-64
Dec. 29	at Cal	W, 82-73
Jan. 3	at CSU Bakersfield *	L, 71-83
Jan. 5	at Grand Canyon *	L, 57-71
Jan. 12	at Utah Valley *	L, 78-88
JAN. 17	NEW MEXICO STATE *	L, 60-87
JAN. 19	UTRGV *	7:00 PM
Jan. 24	at Chicago State *	5:00 PM
Jan. 26	at Kansas City *	4:00 PM
FEB. 2	CALIFORNIA BAPTIST *	7:00 PM
FEB. 9	UTAH VALLEY *	1:00 PM
Feb. 14	at UTRGV *	5:00 PM
Feb. 16	at New Mexico State *	6:00 PM
FEB. 21	KANSAS CITY *	7:00 PM
FEB. 23	CHICAGO STATE *	1:00 PM
Feb. 28	at California Baptist *	7:00 PM
MAR. 7	CSU BAKERSFIELD *	7:00 PM
MAR. 9	GRAND CANYON *	1:00 PM

Mar. 14-16 at WAC Championship (Las Vegas, NV)

HOME GAMES played at the Redhawk Center unless noted

! Game played at accesso ShoWare Center (Kent, Wash.)

Elgin Baylor Classic | - Summit League/WAC Challenge

* WAC game | All times listed are Pacific

All dates and times subject to change

206-398-GOSU (4678) | GoSeattleU.com/tix

All games broadcast on KTTH 770 AM



SEATTLE U (12-7, 0-4 WAC)



UTRGV (9-11, 1-3 WAC)

GAMEDAY ROUND-UP

Seattle University Redhawks (12-7, 0-4 WAC) vs. UTRGV Vaqueros (9-11, 1-3 WAC)

Saturday, Jan. 19, 2019 • 7:00 PM PT • Redhawk Center • Seattle, Wash.

LISTEN: KTTH 770 AM, mynorthwest.com (Gary Hill, Jr.)

WATCH: WAC Digital Network (wacdigitalnetwork.com)

ON TAP

Seattle U men's basketball (12-7, 0-4 WAC) looks to right its ship and snap a four-game skid when it continues Western Athletic Conference play against UTRGV (9-11, 1-3 WAC) on Saturday, Jan. 19. Tip-off from the Redhawk Center is scheduled for 7 p.m. The game will stream live on the WAC Digital Network at wacdigitalnetwork.com. Fans can also tune in to KTTH 770 AM in Seattle or at mynorthwest.com.

ABOUT THE SERIES VS UTRGV

Seattle U and UTRGV, formerly known as Texas Pan American, have 12 previous meetings with the Redhawks holding a 10-2 edge in the series, including a three-game sweep during the 2017-18 season. The first meeting was a thriller - a 79-76 overtime win for Seattle U in Edinburg, Texas, on Jan. 20. Aaron Menzies had 21 points, 15 rebounds and five blocks in the win. Matej Kavas added 19 points and Jordan Hill added 16. The teams met in Seattle on Feb. 15 and the Redhawks ran away with an 85-68 victory. Five players scored in double figures, led by Morgan Means' season-high 19 points. Seattle U went on to earn a historic 20th win with a 77-60 final against the Vaqueros in the first round of the WAC Tournament. The Redhawks swept the home-and-home series in 2016-17 as well, including a 96-84 victory at KeyArena on Jan. 28, 2017 and an 86-77 victory in Edinburg on Feb. 23, 2017. UTRGV's last win was a 67-57 final on its home court on Feb. 18, 2016.

PROJECTED STARTING LINEUP

POS.	NO.	NAME	YR	HT	PPG	NOTABLE
F	1	Myles Carter	RJr.	6-9	14.5	Leads the WAC with 7 double-doubles
G	13	Morgan Means	Jr.	6-3	15.3	Leads team in scoring, leads the WAC in minutes played
G	23	Terrell Brown	RSo.	6-1	11.1	5.1 assists per game ranks second in the WAC
G	24	Delante Jones	RJr.	6-5	13.1	Averaging team-high 16.8 ppg in WAC play
G/F	35	Riley Grigsby	Fr.	6-6	3.5	Season-high 25 mins vs NMSU

RESERVES

G	2	Ian Burke	Fr.	6-5	0.9	Season-high 4 pts in 5 mins at CSUB
G	5	Matej Kavas	RJr.	6-8	14.1	Currently sidelined due to a leg injury
G	10	Aaron Nettles	So.	5-11	4.1	6 pts in a season-high 27 mins vs NMSU
G	11	Rip Economou	Fr.	6-8	1.7	9 pts on 3 threes vs PVAMU
G	12	Mattia Da Campo	Jr.	6-5	1.1	6 pts on 6-6 FTs, career-high 9 reb at Utah Valley
F	14	Matt Vail	Fr.	6-5	0.0	Has appeared in 7 games off the bench
G	15	Trey Hopkins	Fr.	6-4	2.3	Made his second career start vs NMSU
F	25	Anand Hundal	Jr.	6-10	1.9	2 pts, 2 blks in 6 mins vs NMSU
F	41	Joe Wall	Fr.	6-7	0.8	Has appeared in 6 games off the bench

**UNIVERSITY INFORMATION**

Location: Seattle, Wash.
 Founded: 1891
 Chartered: 1898
 Enrollment: 4,780 (undergrad)
 Nickname: Redhawks
 Colors: Red and White
 Affiliation: NCAA Division I
 Conference: Western Athletic Conference
 Home Facility (capacity): Redhawk Center (999)
 President: Fr. Stephen Sundborg, S.J.
 Director of Athletics: Shaney Fink
 Athletic Ticket Office: 206-398-GOSU (4678)

MEN'S BASKETBALL COACHING STAFF

Head Coach: Jim Hayford (Second season)
 Alma Mater: (Azusa Pacific '89)
 Record at Seattle: 32-20 (One+ season)
 Career Record: 392-195 (19+ seasons)
 Associate Head Coach: Chris Victor (Second season)
 Alma Mater: Concordia '04
 Assistant Coach: Nick Robinson (Second season)
 Alma Mater: Stanford '04
 Assistant Coach: Sam Kirby (First season)
 Alma Mater: Seattle U '08
 Director of Operations: Mike Odland (First season)
 Alma Mater: Whitworth '10
 Director of Player Dev.: Patrick Mulligan (Second season)
 Alma Mater: Gonzaga

TEAM FACTS

2017-18 Record: 20-14
 2017-18 WAC Record/Finish: 8-6/4th
 Letterwinners Returning/Lost: 4/8
 Starters Returning/Lost: 1/4
 Redshirts: 3
 Newcomers: 9
 2017-18 Postseason Result: CBI First Round

ATHLETIC COMMUNICATIONS

Director of Communications/MBB Contact: Sarah Finney
 O: (206) 296-5915 | C: (206) 445-2237
 Email: finneysa@seattleu.edu
 Asst. Director of Communications: Brian Vail
 O: (206) 296-2490
 Email: vailbr@seattleu.edu
 Athletic Website: www.GoSeattleU.com
 Radio (Talent): KTTH 770 AM (Gary Hill, Jr.)
 Mailing Address:
 Seattle University, 901 12th Ave.,
 PO Box 222000, Seattle, WA 98122

HOME COURT ADVANTAGE

Seattle U has compiled a 229-146 (.611) record in North Court, including a 15-game winning streak that began Nov. 5, 2008 with a perfect 10-0 mark during the 2008-09 season. In 2017-18, the Redhawks went 9-1 at the Redhawk Center and so far in 2018-19, the Redhawks are 8-2.

LAST TIME OUT

An off-night saw the Redhawks drop a 60-87 decision against visiting New Mexico State on Thursday at the Redhawk Center. Delante Jones led the Redhawks with 18 points, his fifth consecutive double-figure scoring night. Battling early foul trouble, Myles Carter chipped in 13 points before drawing his fifth foul with 9:45 to play. The Aggies took the game by storm from the opening jump, finishing the frame shooting better than 62 percent from the field and 50 percent from three. JoJo Zamora led the Aggies with 12 points in the first half. Short Matej Kavas due to a knee injury, and battling foul trouble, the Redhawks struggled to find offensive flow. They managed just 9-29 from the field and 1-7 from beyond the arc in the first half. NM State would go 8-12 from the charity stripe and Seattle U was just 5-10. Jones and Carter chipped in seven points apiece in the frame to keep the Redhawks afloat, but the Aggies would close out the half with a 32-13 run, leaving Seattle U with 24-50 deficit to deal with at halftime. The Redhawks fared better in the second half as Jones scored 11 of his team-high 18 in the frame. Aaron Nettles added six points off the bench and Carter had six on 3-5 shooting before fouling out. Morgan Means finished just 3-11 from the field for eight points. The junior added a team-high four assists, two steals and four rebounds. Shooting 50 percent from the field, the Redhawks made a game of the second half, 37-36 in favor of the Aggies, but the first half hole was too much to overcome.

2018-19 NUMERICAL ROSTER

NO.	NAME	POS	HT	WT	YR/EXP	HOMETOWN/PREVIOUS SCHOOL
1	Myles Carter	F	6-9	230	RJr./TR	Chicago, Ill./St. Rita's of Cascia HS/Seton Hall
2	Ian Burke	G	6-5	180	Fr./HS	Phoenix, Ariz./Brophy Prep
5	Matej Kavas	G	6-8	200	RJr./2V	Ljubljana, Slovenia/Gimnazija Beograd HS
10	Aaron Nettles	G	5-11	175	So./IV	Seattle, Wash./Seattle Prep
11	Rip Economou	G	6-8	180	Fr./HS	Santa Monica, Calif./Santa Monica HS
12	Mattia Da Campo	G	6-5	210	Jr./2V	Venice, Italy/Stella Azura Academy
13	Morgan Means	G	6-3	175	Jr./2V	Compton, Calif./Redondo Union HS
14	Matt Vail	F	6-5	190	Fr./HS	Stanwood, Wash./Stanwood HS
15	Trey Hopkins	G	6-4	163	Fr./HS	Midwest City, Okla./Carl Albert HS
23	Terrell Brown	G	6-1	175	RSo./TR	Seattle, Wash./Garfield HS/Shoreline CC
24	Delante Jones	G	6-5	195	RJr./TR	Chantilly, Va./Virginia Episcopal/American
25	Anand Hundal	F	6-10	230	Jr./TR	Manteca, Calif./Manteca HS/Las Positas College
35	Riley Grigsby	G/F	6-6	220	Fr./HS	San Jose, Calif./Archbishop Mitty HS
41	Joe Wall	F	6-7	215	Fr./HS	Portland, Ore./Jesuit HS

COACHING STAFF

Head Coach: Jim Hayford (Azusa Pacific '89) – Second season
 Associate Head Coach: Chris Victor (Concordia Irvine '04) – Second season
 Assistant Coach: Nick Robinson (Stanford '04) – Second season
 Assistant Coach: Sam Kirby (Seattle U '08) – First season
 Director of Operations: Mike Odland (Whitworth '10) – First season
 Director of Player Development: Patrick Mulligan (Gonzaga) – Second season

PRONUNCIATION GUIDE

#5 Matej Kavas: MAH-tey KAH-vahs
 #10 Rip Economou: Ee-con-oh-moe
 #12 Mattia Da Campo: Mat-EE-AH DAH-Camp-oh
 #23 Terrell Brown: Teh-REHL
 #25 Anand Hundal: Ah-nand Hun-dahl



INSIDE THE NUMBERS

2018-19 Record	12-7
Non-Conference	12-3
WAC	0-4
Home	10-2
Away	2-5
Neutral	0-0
In overtime	0-0

Current Streak	L4
Last win	12/29/18 at Cal (82-73)
Last loss	1/17/19 vs. NM State (60-87)
Current Home Streak	L1
Last win	12/20/18 vs. PVAMU (102-64)
Last loss	1/17/19 vs. NM State (60-87)
Current Road Streak	L3
Last win	12/29/18 at Cal (82-73)
Last loss	1/5/19 at Grand Canyon (57-71)
Current Neutral Streak	L1
Last win	3/8/18 vs. UTRGV (77-60)
Last loss	3/9/18 vs. NM State (79-84)

Records When...

November	7-2
December	5-1
January	0-4
February	0-0
March	0-0

Monday	1-0
Tuesday	0-1
Wednesday	1-0
Thursday	3-2
Friday	1-0
Saturday	3-2
Sunday	3-2

Leading at halftime	12-1
Trailing at halftime	0-6
Tied at halftime	0-0

Scoring less than 60	0-1
Scoring between 60-69	1-2
Scoring between 70-79	2-4
Scoring between 80-89	5-0
Scoring 90 or more	4-0

Allowing less than 60	3-0
Allowing between 60-69	5-0
Allowing between 70-79	3-3
Allowing between 80-89	1-3
Allowing 90 or more	0-1

Shooting below 30%	0-0
Shooting between 30-39.9%	1-4
Shooting between 40-44.9%	1-3
Shooting between 45-49.9%	3-0
Shooting between 50-54.9%	5-0
Shooting 55% or above	2-0

Opponent shooting below 30%	2-0
Opponent shooting between 30-39.9%	7-0
Opponent shooting between 40-44.9%	3-1
Opponent shooting between 45-49.9%	0-2
Opponent shooting between 50-54.9%	0-4
Opponent shooting 55% or above	0-0

More or same rebounds than opponent	12-1
Fewer rebounds than opponent	0-6

Game decided by 1-5 Points	1-1
Game decided by 6-10 Points	2-2
Game decided by 11-15 Points	1-2
Game decided by 16-20 Points	4-0
Game decided by 21+ Points	4-2

SU has 0 players in double figures	0-0
SU has 1 players in double figures	0-0
SU has 2 players in double figures	1-1
SU has 3 players in double figures	4-3
SU has 4 players in double figures	6-3
SU has 5+ players in double figures	1-0

Wearing Black Jerseys	3-2
Wearing Grey Jerseys	1-0
Wearing Red Jerseys	0-3
Wearing White Jerseys	8-2

EYING 400

Seattle U Head Coach Jim Hayford entered the 2018-19 season with 380 career victories over the course of his 19-year career. His 20th season as a head coach is off to a strong start as the Redhawks sit at 12-7 through 19 games, bringing his career wins total to 392. Hayford now needs just eight more wins to hit the 400 mark for his career, as well as notch his second consecutive 20-win season at Seattle U. Hayford has 12 20+ win seasons during his career.

REDHAWK RUNDOWN

- The Redhawks seek to snap a four-game skid on Saturday versus UTRGV. They have not lost five (or more) straight since dropping six during a stretch of the 2012-13 season.
- Seattle U ranks first in the WAC in FG percentage defense (41.2), 3-pt FG percentage (39.0) and blocks per game (3.8), second in scoring margin (+7.3) and scoring (78.8 ppg) and third in FG percentage (45.9).
- With five players averaging double-figures, all five rank in the WAC's top-20 for scoring. Morgan Means ranks fourth (15.3 ppg), Myles Carter is sixth (14.5 ppg), Matej Kavaz is seventh (14.1 ppg), Delante Jones is 12th (12.3 ppg) and Terrell Brown is 20th (11.1 ppg).
- Brown also ranks third in assists (4.9 per game), fifth in rebounds (6.8 per game) and first in assist/turnover ratio (2.7).
- Carter ranks second in rebounds (8.0), fifth in FG% (55.7%) and first in blocks (2.2).
- Means ranks first in minutes played (34.6 per game), third in free-throw percentage (85.4, 76-89) and seventh in 3-pt FGs (2.1 per game).
- Kavaz is third in 3-pt FG percentage (45.9), third in 3-pt FGs (2.4 per game) and seventh in rebounds (6.3 per game).
- Morgan Means went 16-16 from the free-throw line on Dec. 29 at Cal, matching the Seattle U single-game record held by Carl Ervin in a Dec. 15, 1979 game versus Washington. The junior guard went on to stretching his made free throws streak to 27 straight before missing his first attempt at GCU on Jan. 5 to halt the streak.
- Seattle U went 2-2 in four games against the Pac-12 this season. The Redhawks earned a big 78-69 win over Washington State on Nov. 14 and also topped Cal, 82-73. They dropped a 96-74 decision at Stanford on Nov. 6 and a 70-62 final at Washington on Dec. 9.
- The 78-69 win over WSU on Nov. 14 marked the first



win against a Pac-12 member since Mar. 23, 2015 when the Redhawks defeated Colorado, 72-65, at the Redhawk Center in the second round of the CBI.

- Freshman Riley Grigsby turned in his best performance of the season on Dec. 6 against Omaha. The 6-6 forward went 5-6 from the field and 1-2 from the free-throw line for a career-high 11 points. He also added four rebounds and three assists in a season-high 24 minutes.

- Myles Carter and Terrell Brown each collected double-doubles at Portland on Dec. 17, marking the third time this season that multiple players had double-doubles in the same game. Carter and Matej Kavas achieved the feat together against Longwood (Nov. 25), while Carter and Brown combined to each tally a double-double against Northwest (Nov. 28).

- Seattle U had a six-game win streak snapped at Washington on Dec. 9. The six-game streak was the first of such a length since a stretch of five wins from Jan. 23, 2016-Feb. 6, 2016.

- Morgan Means swiped five steals on Dec. 1 against Eastern Washington, marking the first time a Redhawk had achieved the feat since Brendan Westendorf had five steals against UTRGV on Mar. 10, 2016.

- Freshman Trey Hopkins scored a season-high 12 points on Nov. 28 versus Northwest. The Midwest City, Okla., native went a perfect 5-5 from the field, including 2-2 from three, in just 15 minutes of action.

- Myles Carter was named WAC Player of the Week for the week of Nov. 5-11. The Chicago native averaged 18.0 points on 62.9 percent shooting, 8.7 rebounds and 2.3 blocks over three games as Seattle U opened the season 2-1.

- Southern Utah represented the second opponent this season that assistant coach Nick Robinson has ties to. The Stanford grad served as the head coach of the Thunderbirds from 2012-16.

TOP THREE FROM THREE

Matej Kavas drained a trio of three pointers at Grand Canyon on Jan. 5, giving him 39 for the season and 172 for his career. The career mark ranks him third in Seattle U's all-time record book as he now trails only Isaiah Umipig (2013-15, 229 3s) and Aaron Waite (1988-92, 239 3s). Averaging 2.4 threes per game this season, Kavas currently ranks fourth in the WAC. His 45.9 percent average from deep ranks third.

TRIPLE THREAT

Junior guard Terrell Brown has flirted with a triple-double twice this season. On Nov. 23 versus Denver, the Seattle native finished with eight points,

11 rebounds and 10 assists. On Nov. 28, he collected 26 points, 14 rebounds and six assists. He averages 11.6 points per game, leads the team with 5.1 assists per game, which also ranks third in the WAC, and, at just 6-1, is second on the team with 6.8 rebounds per game. He also has five double-doubles on the season, four consisting of points and rebounds and one consisting of rebounds and assists.

GET THAT OUT!

Myles Carter has 42 blocks through 19 games, the 11th most among all DI players in games played through Jan. 14. The redshirt junior also ranks 24th nationally at 2.3 blocks per game. He remains on pace to challenge the Seattle U program record for single-season blocks (79), set just last year by Aaron Menzies.

HISTORIC START

Seattle U went 12-3 through the first 15 games of the season, marking the best start to a season in more than 50 years. The last time Seattle U had a better start than 12-3 was 1963-64. They went 13-2 through 15 games before picking up their third loss.

DEJA VU 10TH WIN

The Redhawks improved to 10-3 to start the season for the first time in exactly 50 years with a 67-56 win at University of Portland on Dec. 17 at the Chiles Center in Portland. The Redhawks achieved the feat in déjà vu fashion to their 1968-69 counterparts, as the former Seattle U squad also beat Portland (6-7) for their 10th win of the season. That Seattle U team would improve to 10-3 in their 13th game of the season – a 79-54 win at Portland.

BACK-TO-BACK ROAD WINS

The Redhawks tallied back-to-back wins on the road following a 67-56 victory at Portland on Dec. 17 and an 82-73 victory at California on Dec. 29. This marks the first time Seattle U has won two consecutive road games since the 2015-16 season. That year, the Redhawks earned all three of their road victories in succession, winning at Chicago State (Jan. 9), at Utah Valley (Jan. 28) and at Grand Canyon (Jan. 30). Seattle U's best road record in its modern-day DI era is 6-10, set during the 2009-10 season. They also earned five road win in 2013-14. The Redhawks are currently 2-3 on the road in 2018-19 with eighth remaining road contests to play.

CARTER EARNS SECOND WAC PLAYER OF THE

WEEK HONOR

Junior forward Myles Carter was named WAC Player of the Week for the week of Dec. 24-30. This is his second such honor of the season and of his career. The Chicago native poured in a career-high 26 points to go along with 13 rebounds to lead Seattle U to an 82-73 win at California. Carter, who played all 40 minutes, shot 61 percent from the field as the Redhawks built a 21-4 lead early and withstood a late push by the Golden Bears to earn their second win over a Pac-12 school this season. Carter's double-double was his sixth of the season as he collected his fifth 20+-point game. His 13 rebounds were one shy of his career high.

PRESEASON HONORS

Redshirt junior Matej Kavas, a Ljubljana, Slovenia native, who has been named a preseason All-WAC First Team selection by both the league's nine head coaches and the WAC media. The 6-8 guard was the Redhawks' leading scorer in 2017-18, averaging 15.2 points per game. He also averaged 5.1 rebounds and 1.2 assists, led the team in scoring 11 times and scored 20 points or more nine times. Kavas led the WAC with 91 three-pointers and finished the year ranked eighth in the nation, hitting 46.4 percent from beyond the arc. Kavas was named the WAC Freshman of the Year in 2016-17.

GET YOUR 2018-19 TICKETS!

Single-game tickets for the Redhawks' remaining home slate are also still available. For more information and to reserve your seats today, contact the SU Athletics Ticket office at 206-398-4678 or visit goseattleu.com/tix.

HOME HEAVY 2018-19 SLATE

The Redhawks play a 19-game home schedule in 2018-19, and host 22 total contests as the schedule includes a three-team, six-game tournament. The Redhawk Center, located on the Seattle U campus, will serve as the primary venue for the 2018-19 season due to the renovation and shutdown of KeyArena, scheduled to take place in 2019 and 2020. Seattle U is excited to partner with the Oak View Group and return to the newly-renovated \$700 million Seattle Center Arena in 2020-21.

"Bringing games back on campus in recent years has reinvigorated the campus community," said Head Coach Jim Hayford. "An engaged campus and excited student body creates a rowdy home-court



atmosphere. We are also look forward to returning to a world-class arena in the heart of Seattle as soon as it's completed."

This season, Seattle U will also take advantage of the unique opportunity to engage the greater South Sound community during Veteran's Day weekend and Nov. 14 with two key dates at the accesso ShoWare Center in Kent, Wash.

WAC PRESEASON POLLS

In a vote of the Western Athletic Conference men's basketball head coaches, the Redhawks were picked to finish third during the 2018-19 season. The Redhawks earned 45 points and edged out fourth-place pick, Utah Valley, who earned 43 points in the coaches voting. Reigning WAC champion New Mexico State is the 2018-19 preseason favorite, earning 63 points and seven first-place votes. Grand Canyon followed with 58 points and two first-place votes.

In the simultaneously released WAC media poll, Seattle U was selected to finish fourth (150 points) behind preseason media favorite New Mexico State (214 points), Grand Canyon (180 points) and Utah Valley (162 points).

YEAR ONE UNDER HEAD COACH JIM HAYFORD

The 2017-18 Redhawks finished 20-14 overall, 16-3 on their home court and 8-6 in Western Athletic Conference play. The win total marked a program high since returning to Division I in 2008-09, and marked the first 20-win DI season since 1963-64 when Seattle U finished 22-6. The 16 home victories was also a modern-day DI record, while the eight WAC wins was the most since joining the league in 2012-13. The fourth-place finish ties the best finish during the Redhawks six years competing in the WAC.

The season culminated in the program's third national postseason tournament appearance in the past four seasons — a berth in the Collegiate Basketball Invitational (CBI).

Hayford's up-tempo style of play saw the Redhawks set numerous modern-day DI program records including total points (2,589), field goals (881), field goal percentage (44.6), three-point field goals (312), free-throw percentage (73.8), rebounds (1,298) and blocks (123). The team would finish ranked in the top three in the WAC in scoring (2nd, 76.1 ppg), free-throw percentage (3rd, 73.8), field goal percentage (3rd, 44.6), field goal percentage defense (3rd,

@seattleumbb • #TogetherWeSoar

40.7), three-point field goal percentage (2nd, 37.0), rebounding offense (3rd, 8.2 rpg), blocks (3rd, 123), three pointers (1st, 312).

Three Redhawks earned postseason honors from the WAC, including Aaron Menzies (Second Team All-WAC, All-Defensive Team), Matej Kavas (Second Team All-WAC) and Jordan Hill (All-Newcomer Team).

Menzies would set an all-time program record with 79 blocks and a modern-day DI record with 302 rebounds.

HAYFORD EARNS CONTRACT EXTENSION

Head Coach Jim Hayford received a contract extension through 2023, Director of Athletics Shaney Fink announced Sept. 12, 2018.

"Coach Hayford has proven to be the right leader for our program as he propelled the team forward in his first year, leading us to the most successful season in recent history," said Fink. "We are excited to announce the extension of his contract and look forward to the continued development of the program under his guidance."

In his first season at the helm of the program, Hayford revitalized the Redhawks on the court, in the classroom and in the community.

The 2017-18 Redhawks finished 20-14 overall, 16-3 on their home court and 8-6 in Western Athletic Conference play. The win total marked a program high since returning to Division I in 2008-09, and marked the first 20-win DI season since 1963-64 when Seattle U finished 22-6. The 16 home victories was also a modern-day DI record, while the eight WAC wins was the most since joining the league in 2012-13.

"I believe in the vision that the Seattle University leadership has for our men's basketball program," Hayford said. "And I am grateful for their belief in the leadership of my staff and I as we continue to pursue the lofty goals we share for Seattle U basketball."

The Redhawks achieved a team cumulative GPA of 3.012 for the 2017-18 academic year, earning them a Team Academic Excellence Award by the National Association of Basketball Coaches (NABC). Five players concluded the year with a 3.2 cumulative GPA or higher while four Redhawks — Mattia Da Campo, Morgan Means, Matej Kavas and Jake Spurgeon —

were also named to the 2017-18 Winter All-Western Athletic Conference Academic Team.

The squad also spent ample time engaging in the local community, including multiple volunteer activities at Bailey Gatzert Elementary School.

ALUM RETURNS TO COACHING STAFF

Sam Kirby has returned to his alma mater, joining the Redhawks' coaching staff as an assistant coach. Kirby was a member of the Seattle U squad for the 2005-06 and 2006-07 seasons, the latter year resulting in a 20-9 overall record, a Great Northwest Athletic Conference title and the program's first NCAA Division II Tournament berth in 38 years.

"Having an alum of Seattle U on our staff is a tremendous asset and we're happy to welcome Sam back to campus," said Hayford. "Sam is recognized as one of the up-and-coming assistant coaches on the West Coast and we're excited that he chose to return to Seattle U."

Kirby returns to the Redhawk program following seven seasons of serving as an assistant coach at Cal Poly under Joe Callero, who also served as the head coach at Seattle U from 2001-09. Kirby was involved in floor coaching, game planning and scouting, while also serving as the program's recruiting coordinator during his final three years.

A Sacramento native, Kirby served as a student assistant coach at Seattle U during the 2007-08 campaign while completing a bachelor's degree in liberal studies with a minor in psychology.



Jim Hayford was named Seattle University's men's basketball head coach on Wednesday, Mar. 28, 2017. In his first season at Seattle U, he led the Redhawks to their most successful season in the school's modern-day Division I era.

Inheriting a program that went 13-17 in 2016-17, Hayford led the 2017-18 Redhawks to finish 20-14 overall, 16-3 on their home court and 8-6 in Western Athletic Conference play. The win total marked a program high since returning to Division I in 2008-09, and marked the first 20-win DI season since 1963-64 when Seattle U finished 22-6. The 16 home victories was also a modern-day DI record, while the eight WAC wins was the most since joining the league in 2012-13. The fourth-place finish ties the best finish during the Redhawks six years com-

peting in the WAC. The season culminated in Hayford's 10th national postseason appearance as a head coach as the Redhawks earned a berth in the Collegiate Basketball Invitational (CBI).

Hayford's up-tempo style of play saw the Redhawks set numerous modern-day DI program records including total points (2,589), field goals (881), field goal percentage (44.6), three-point field goals (312), free-throw percentage (73.8), rebounds (1,298) and blocks (123). Three Redhawks earned postseason honors from the WAC, including junior center Aaron Menzies (Second Team All-WAC, All-Defensive Team), sophomore guard Matej Kavaz (Second Team All-WAC) and graduate guard Jordan Hill (All-Newcomer Team). Menzies would set an all-time program record with 79 blocks and a modern-day DI record with 302 rebounds.

Hayford has 19 total seasons as a head coach, amassing an overall record of 380-189 (.668). Prior to Seattle U, he had stints at EWU, Whitworth (NCAA DIII) and Sioux Falls (NAIA). He has coached in 10 national postseason tournaments, including six (2003, 2007, 2008, 2009, 2010, 2011) at NCAA Division III Whitworth, three at EWU (2015, 2016, 2017) and one at Seattle U (2018).

In 2016-17, Hayford completed his sixth season as the head coach at EWU, leading the Eagles to a 22-12 overall record and a 13-5 mark in Big Sky Conference play. In six seasons with Hayford at the helm, the Eagles went to the NCAA Tournament (2015), the CBI Tournament (2016, 2017), earned a Big Sky regular season co-championship (2015) and won the Big Sky Tournament title (2015). Under Hayford, the Eagles had one Big Sky Conference Player of the Year (Jacob Wiles, 2017), two Big Sky Freshmen of the Year, 12 All-Big Sky selections, seven National Association of Basketball (NABC) All-District selections, two Associated Press honorable mention All-Americans and one NBA Draft pick (Tyler Harvey, 2015).

The building process at EWU hit its stride in 2014-15 when Hayford led the Eagles to a 26-9 mark, including a 14-4 Big Sky record. EWU went on to win the Big Sky Conference Tournament and earn a bid to the NCAA Tournament – the first postseason appearance for the program since 2003-04. The team featured Tyler Harvey, who was the nation's leader in scoring (23.1 ppg) and three-pointers made per game (4.0), and went on to be the program's third all-time NBA Draft pick. For his efforts, Hayford was named Big Sky Co-Coach of the Year.

Before taking over at Eastern Washington in March of 2011, Hayford spent 10 seasons building Whitworth University in Spokane, Wash., into a NCAA Division III powerhouse. In his tenure at the helm of the Pirates, Hayford had a record of 217-57 and a winning percentage of .792. He was the Northwest Conference Coach of the Year five times, and twice was honored by the NABC as the West Region Coach of the Year.

Taking over a program that went 25-24 in the two seasons prior (1999-01), Hayford coached the Pirates to eight 20-win seasons, six appearances in the NCAA Division III Tournament (including the last five seasons in a row), five Northwest Conference titles, three NCAA DIII Sweet 16 appearances (2008, 2010, 2011) and one Elite Eight appearance (2011). At the time he left Whitworth, his career winning percentage ranked among the top 10 among all active NCAA Division III coaches.

Prior to Whitworth, Hayford was head coach at the University of Sioux Falls (S.D.), where he compiled a 37-27 record in two seasons. During his inaugural season (1999-2000), he led the Cougars to their first conference playoff appearance in five years. Hayford's Cougars finished the 2000-01 season at 22-12, setting a school record for wins in a season. Prior to Hayford's arrival, USF was 9-17 in 1998-99.

Hayford served as the top assistant coach at Azusa Pacific University (Calif.) from 1990-99, including eight seasons under Bill Odell. APU won seven consecutive Golden State Athletic Conference titles during that time and advanced to the NAIA Division I Final Four in each of his final two seasons there.

Hayford earned his bachelor's degree in social science from Azusa Pacific in 1989. He earned a master's degree in education from Claremont Graduate School in 1991. Hayford and his wife, Robin, have two adult children, daughter, Jayme, and son, Joseph.

COACH HAYFORD'S YEAR-BY-YEAR RESULTS

YEAR	SCHOOL	OVERALL	PCT	CONFERENCE
1999-00	Sioux Falls	15-15	.500	
2000-01	Sioux Falls	22-12	.647	
Totals at Sioux Falls	(2 seasons)	37-27	.578	
2001-02	Whitworth	20-7	.741	12-4/2nd
2002-03 \$	Whitworth	23-4	.851	13-3/1st
2003-04	Whitworth	19-6	.760	12-4/2nd
2004-05	Whitworth	13-11	.542	9-7/4th
2005-06	Whitworth	20-7	.741	13-3/2nd
2006-07 \$	Whitworth	24-4	.857	13-3/1st
2007-08 \$	Whitworth	21-7	.750	12-4/1st
2008-09 \$	Whitworth	23-6	.793	12-4/2nd
2009-10 \$	Whitworth	26-3	.897	16-0/1st
2010-11 \$	Whitworth	28-2	.933	15-1/1st
Totals at Whitworth	(10 seasons)	217-57	.792	
2011-12	Eastern Washington	15-17	.469	8-8/4th
2012-13	Eastern Washington	10-21	.323	7-13/8th
2013-14	Eastern Washington	15-16	.484	10-10/T6th
2014-15 #	Eastern Washington	26-9	.743	14-4/T1st
2015-16 !	Eastern Washington	18-16	.529	10-8/T5th
2016-17 !	Eastern Washington	22-12	.647	13-5/2nd
Totals at EWU	(6 seasons)	106-91	.538	
2017-18 !	Seattle University	20-14	.588	8-6/4th
Totals at SU	(1 season)	20-14	.588	
Total as Head Coach	(19 seasons)	380-189	.668	

\$ - NCAA Division III participant

- NCAA DI Tournament participant, Big Sky Conference Tournament Champions & regular-season co-champions

! - College Basketball Invitational (CBI) Tournament participant



THE LAST TIME SEATTLE UNIVERSITY...

Won at home.....	12/20/18 vs. Prairie View A&M, 102-64
Lost at home.....	11/18/18 vs. Southern Utah, 70-73
Won on the road.....	12/29/18 at California, 82-73
Lost on the road.....	1/12/19 at Utah Valley, 78-88
Won at a neutral site.....	3/8/18 vs. UTRGV (77-60 (Las Vegas)
Lost at a neutral site.....	3/9/18 vs. New Mexico State, 79-84 (Las Vegas)
Won five+ consecutive games.....	six in 2018 (11/23/18-12/6/18)
Won 10+ consecutive games.....	10 in 2008-09 (1/13/09 - 2/27/09)
Won 20+ consecutive games.....	26 in 1953-54
Lost five+ consecutive games.....	6 in 2012-13 (2/2/13 - 2/28/13)
Scored less than 50 points.....	3/3/18 at Utah Valley, 47-73
Scored 80-89 points.....	12/29/18 at California, 82-73
Scored 90-99 points.....	12/6/18 vs. Omaha, 90-71
Scored 100+ points.....	12/20/18 vs. Prairie View A&M, 102-64
Won an overtime game.....	2/17/18 vs. New Mexico State, 73-68
Lost an overtime game.....	3/3/18 vs. Central Arkansas, 92-90 (ot)
Defeated a nationally-ranked team.....	1/12/74 vs. #16 UNLV, 82-64
Lost to a nationally-ranked team.....	12/21/11 vs. #24 Virginia, 83-77
Hosted a nationally-ranked team.....	12/21/11 vs. #24 Virginia (L, 77-83)
Shot under 30% FG.....	11/16/16 at Notre Dame, 29.1% (16-55)
Shot 30-39.9% FG.....	1/12/19 at Utah Valley, 39.0% (23-59)
Shot 40-49.9% FG.....	1/17/19 vs. New Mexico State, 41.0% (25-61)
Shot 50-59.9% FG.....	12/20/18 vs. Prairie View A&M, 58.1% (36-62)
Shot 60+% FG.....	2/15/18 vs. UTRGV, 60.8% (31-52)
Had 50+ rebounds.....	11/12/17 vs. Puget Sound, 61
Made 10+ 3-Pointers.....	12/20/18 vs. Prairie View A&M, 13

THE LAST TIME A SEATTLE U PLAYER...

Scored 25-29 points.....	12/6/18, Matej Kavas vs. Omaha, 26
.....	12/6/18, Delante Jones vs. Omaha, 26
Scored 30-39 points.....	12/4/17, Aaron Menzies vs. Pacific Lutheran, 32
Scored 40-59 points.....	11/28/09, Charles Garcia vs. Wofford, 41
Scored 60+ points.....	1/30/58, Elgin Baylor vs. Portland, 60
Made 10+ field goals.....	12/29/18, Myles Carter at California, 11
Made 5+ 3-pointers.....	12/6/18, Matej Kavas vs. Omaha, 6
Had 10-15 rebounds.....	1/12/19, Myles Carter at Utah Valley, 10
Had 16-19 rebounds.....	1/6/18, Aaron Menzies vs. Chicago State, 19
Had 20+ rebounds.....	2/15/97, Roger Hammond at Northwest College, 24
Had a double-double.....	1/12/19, Myles Carter at Utah Valley (16p, 10r)
Led team in pts. & rbs.....	1/5/19, Matej Kavas at Grand Canyon (16p, 7r)
Shot 100% FG (min. 5).....	12/19/16, Morgan Means vs. Southern Utah (5-5)
Shot 100% FT (min. 10).....	12/29/18, Morgan Means at California (16-16)
Had 10+ assists.....	11/23/18, Terrell Brown vs. Denver, 10
Had 5+ steals.....	12/1/18, Morgan Means vs. EWU, 5
Had 5+ blocks.....	11/28/18, Myles Carter vs. Northwest, 7

STATISTICAL NOTEABLES

20-plus Points

26.....	Morgan Means vs. Denver, 11/23/18
26.....	Terrell Brown vs. Northwest, 11/28/18
26.....	Matej Kavas vs. Omaha, 12/6/18
26.....	Delante Jones vs. Omaha, 12/6/18
26.....	Myles Carter at California, 12/29/18
25.....	Myles Carter vs. Bryant, 11/11/18
24.....	Morgan Means at California, 12/29/18
23.....	Myles Carter vs. Puget Sound, 11/8/18
23.....	Morgan Means vs. Northwest, 11/28/18
23.....	Myles Carter vs. EWU, 12/1/18
22.....	Matej Kavas vs. Longwood, 11/25/18
22.....	Myles Carter vs. Prairie View A&M, 12/20/18
22.....	Morgan Means vs. Prairie View A&M, 12/20/18
21.....	Morgan Means vs. Bryant, 11/11/18
21.....	Terrell Brown vs. Washington State, 11/14/18
21.....	Morgan Means at Washington, 12/9/18
20.....	Matej Kavas vs. Fairfield, 11/24/18
20.....	Morgan Means at Utah Valley, 1/12/19

5-plus Assists

10.....	Terrell Brown vs. Denver, 11/23/18
9.....	Terrell Brown vs. Southern Utah, 11/18/18
9.....	Terrell Brown vs. EWU, 12/1/18
9.....	Terrell Brown at Washington, 12/9/18
7.....	Mogan Means vs. Puget Sound, 11/8/18
7.....	Morgan Means vs. EWU, 12/1/18
6.....	Terrell Brown vs. Northwest, 11/28/18
5.....	Terrell Brown vs. Fairfield, 11/24/18
5.....	Terrell Brown vs. Longwood, 11/25/18
5.....	Morgan Means vs. Northwest, 11/28/18
5.....	Morgan Means vs. Omaha, 12/6/18
5.....	Terrell Brown vs. Omaha, 12/6/18
5.....	Terrell Brown vs. Prairie View A&M, 12/20/18
5.....	Terrell Brown at CSU Bakersfield, 1/3/19

5-plus Steals

5.....	Morgan Means vs. EWU, 12/1/18
--------	-------------------------------

5-plus Blocks

7.....	Myles Carter vs. Northwest, 11/28/18
--------	--------------------------------------

DOUBLE-DOUBLES


Myles Carter (23p, 12r).....	vs. Puget Sound, 11/8/18
Myles Carter (25p, 11r).....	vs. Bryant, 11/11/18
Terrell Brown (11p, 10a).....	vs. Denver, 11/23/18
Myles Carter (14p, 12r).....	vs. Longwood, 11/25/18
Matej Kavas (22p, 13r).....	vs. Longwood, 11/25/18
Terrell Brown (26p, 14r).....	vs. Northwest, 11/28/18
Myles Carter (12p, 14r).....	vs. Northwest, 11/28/18
Terrell Brown (12p, 11r).....	vs. Omaha, 12/6/18
Myles Carter (11p, 12r).....	at Portland, 12/17/18
Terrell Brown (17p, 11r).....	at Portland, 12/17/18
Myles Carter (26p, 13r).....	at California, 12/29/18
Terrell Brown (18p, 10r).....	at CSU Bakersfield, 1/3/19
Myles Carter (16p, 10r).....	at Utah Valley, 1/12/19




SPEED CHART



MYLES CARTER
6-9 • 230 • F • R-JR



IAN BURKE
6-5 • 180 • G • FR



MATEJ KAVAS
6-8 • 200 • G • R-JR



AARON NETTLES
5-11 • 175 • G • SO




RIP ECONOMOU
6-8 • 180 • G • FR



MATTIA DA CAMPO
6-5 • 210 • G • JR



MORGAN MEANS
6-3 • 175 • G • JR



MATT VAIL
6-5 • 190 • F • FR



TREY HOPKINS
6-4 • 163 • G • FR



TERRELL BROWN
6-1 • 175 • G • R-SO



DELANTE JONES
6-5 • 195 • G • R-JR



ANAND HUNDAL
6-10 • 230 • F • JR



RILEY GRIGSBY
6-6 • 220 • G/F • FR




JOE WALL
6-7 • 215 • F • FR



JIM HAYFORD
HEAD COACH



CHRIS VICTOR
ASSOCIATE HEAD COACH



NICK ROBINSON
ASSISTANT COACH



SAM KIRBY
ASSISTANT COACH



MIKE ODLAND
DIRECTOR OF OPS



PATRICK MULLIGAN
DIRECTOR OF PLAYER DEV



Seattle University Basketball
Seattle U Combined Team Statistics (as of Jan 17, 2019)
All games

RECORD:	OVERALL	HOME	AWAY	NEUTRAL
ALL GAMES	12-7	10-2	2-5	0-0
CONFERENCE	0-4	0-1	0-3	0-0
NON-CONFERENCE	12-3	10-1	2-2	0-0

#	Player	gp-gs	min	avg	Total		3-Point		F-Throw		Rebounds				pf	dq	a	to	blk	stl	pts	avg
					fg-fga	fg%	3fg-fga	3fg%	ft-fa	ft%	off	def	tot	avg								
13	Means, Morgan	19-19	657	34.6	88-213	.413	39-96	.406	76-89	.854	14	70	84	4.4	65	5	66	46	0	29	291	15.3
01	Carter, Myles	19-19	544	28.6	107-192	.557	1-3	.333	60-104	.577	49	103	152	8.0	74	5	12	45	42	4	275	14.5
05	Kavas, Matej	16-15	503	31.4	75-160	.469	39-85	.459	37-46	.804	11	89	100	6.3	30	0	14	20	1	6	226	14.1
24	Jones, Delante	18-18	551	30.6	85-197	.431	32-81	.395	33-45	.733	16	42	58	3.2	36	0	23	43	5	9	235	13.1
23	Brown, Terrell	19-14	579	30.5	78-176	.443	3-13	.231	52-78	.667	27	101	128	6.7	52	2	93	35	4	23	211	11.1
10	Nettles, Aaron	19-2	281	14.8	25-48	.521	18-38	.474	10-14	.714	1	12	13	0.7	30	0	8	11	0	13	78	4.1
35	Grigsby, Riley	19-4	256	13.5	23-48	.479	0-9	.000	20-26	.769	12	33	45	2.4	51	2	6	7	14	3	66	3.5
00	McDowell, Dashawn	3-0	34	11.3	4-10	.400	0-0	.000	0-2	.000	2	4	6	2.0	4	0	2	2	0	1	8	2.7
15	Hopkins, Trey	16-2	114	7.1	15-33	.455	3-14	.214	3-5	.600	10	10	20	1.3	12	0	2	6	0	2	36	2.3
25	Hundal, Anand	12-0	57	4.8	10-17	.588	3-8	.375	0-1	.000	9	10	19	1.6	13	0	0	1	5	1	23	1.9
11	Economou, Rip	10-0	46	4.6	5-19	.263	4-16	.250	3-5	.600	4	2	6	0.6	10	0	0	1	0	0	17	1.7
12	Da Campo, Mattia	17-2	113	6.6	4-13	.308	1-1	1.000	9-10	.900	13	11	24	1.4	10	1	4	8	0	3	18	1.1
02	Burke, Ian	10-0	42	4.2	1-6	.167	1-4	.250	6-10	.600	2	6	8	0.8	3	0	1	2	0	3	9	0.9
41	Wall, Joe	6-0	10	1.7	2-5	.400	1-4	.250	0-0	.000	1	0	1	0.2	1	0	0	0	0	0	5	0.8
14	Vail, Matt	7-0	11	1.6	0-0	.000	0-0	.000	0-0	.000	0	1	1	0.1	1	0	1	0	1	0	0	0.0
Team											19	14	33	4								
Total.....		19	3798		522-1137	.459	145-372	.390	309-435	.710	190	508	698	36.7	392	15	232	231	72	97	1498	78.8
Opponents.....		19	3799		459-1114	.412	130-379	.343	312-432	.722	185	454	639	33.6	402	-	182	240	59	105	1360	71.6

TEAM STATISTICS	SU	OPP
SCORING	1498	1360
Points per game	78.8	71.6
Scoring margin	+7.3	-
FIELD GOALS-ATT	522-1137	459-1114
Field goal pct	.459	.412
3 POINT FG-ATT	145-372	130-379
3-point FG pct	.390	.343
3-pt FG made per game	7.6	6.8
FREE THROWS-ATT	309-435	312-432
Free throw pct	.710	.722
F-Throws made per game	16.3	16.4
REBOUNDS	698	639
Rebounds per game	36.7	33.6
Rebounding margin	+3.1	-
ASSISTS	232	182
Assists per game	12.2	9.6
TURNOVERS	231	240
Turnovers per game	12.2	12.6
Turnover margin	+0.5	-
Assist/turnover ratio	1.0	0.8
STEALS	97	105
Steals per game	5.1	5.5
BLOCKS	72	59
Blocks per game	3.8	3.1
ATTENDANCE	12316	28659
Home games-Avg/Game	12-1026	7-4094
Neutral site-Avg/Game	-	0-0

Date	Opponent	Score	Att.
11/06/18	at Stanford	L 74-96	3365
11/08/18	PUGET SOUND	w 95-67	999
11/11/18	BRYANT	w 82-59	1236
11/14/18	WASHINGTON ST.	w 78-69	1977
11/18/18	SOUTHERN UTAH	L 70-73	999
@ 11/23/18	DENVER	w 82-63	883
@ 11/24/18	FAIRFIELD	w 83-80	809
@ 11/25/18	LONGWOOD	w 70-50	753
@ 11/28/18	NORTHWEST (WA)	w 107-72	824
12/01/18	EASTERN WASH.	w 88-68	999
12/06/18	OMAHA	w 90-71	873
12/09/18	at Washington	L 62-70	6688
12/17/18	at Portland	w 67-56	1553
12/20/18	PRAIRIE VIEW	w 102-64	965
12/29/18	at California	w 82-73	4104
* 01/03/19	at CSU Bakersfield	L 71-83	2398
* 01/05/19	at Grand Canyon	L 57-71	7293
* 01/12/19	at Utah Valley	L 78-88	3258
* 01/17/19	NEW MEXICO ST.	L 60-87	999

@ - Elgin Baylor Classic (Seattle, WA)

* = WAC game

Score by Periods	1st	2nd	Totals
Seattle U	713	785	1498
Opponents	600	760	1360



Seattle University Basketball
Seattle U Combined Team Statistics (as of Jan 17, 2019)
WAC games only

RECORD:	OVERALL	HOME	AWAY	NEUTRAL
ALL GAMES	0-4	0-1	0-3	0-0
CONFERENCE	0-4	0-1	0-3	0-0
NON-CONFERENCE	0-0	0-0	0-0	0-0

#	Player	gp-gs	min	avg	Total		3-Point		F-Throw		Rebounds				pf	dq	a	to	blk	stl	pts	avg
					fg-fga	fg%	3fg-fga	3fg%	ft-fga	ft%	off	def	tot	avg								
24	Jones, Delante	4-4	124	31.0	23-45	.511	11-19	.579	10-15	.667	3	6	9	2.3	10	0	2	14	0	4	67	16.8
23	Brown, Terrell	4-3	127	31.8	18-51	.353	2-6	.333	11-16	.688	3	21	24	6.0	10	0	13	8	0	6	49	12.3
01	Carter, Myles	4-4	128	32.0	15-40	.375	0-1	.000	17-24	.708	9	15	24	6.0	17	2	2	8	5	0	47	11.8
13	Means, Morgan	4-4	131	32.8	11-42	.262	5-19	.263	10-13	.769	2	9	11	2.8	15	2	12	11	0	6	37	9.3
05	Kavas, Matej	2-1	41	20.5	7-9	.778	3-3	1.000	1-2	.500	0	7	7	3.5	2	0	0	1	0	1	18	9.0
35	Grigsby, Riley	4-1	59	14.8	3-9	.333	0-2	.000	6-6	1.000	2	8	10	2.5	12	2	1	2	1	1	12	3.0
15	Hopkins, Trey	4-2	45	11.3	4-9	.444	1-4	.250	2-2	1.000	5	3	8	2.0	6	0	1	2	0	1	11	2.8
10	Nettles, Aaron	4-0	68	17.0	3-9	.333	1-6	.167	2-2	1.000	1	0	1	0.3	5	0	1	1	0	1	9	2.3
12	Da Campo, Mattia	4-1	42	10.5	1-5	.200	0-0	.000	6-6	1.000	8	5	13	3.3	5	0	1	5	0	1	8	2.0
02	Burke, Ian	3-0	14	4.7	1-3	.333	1-2	.500	1-2	.500	0	1	1	0.3	0	0	1	0	0	1	4	1.3
25	Hundal, Anand	2-0	7	3.5	1-2	.500	0-1	.000	0-0	.000	1	1	2	1.0	2	0	0	0	2	0	2	1.0
11	Economou, Rip	3-0	14	4.7	0-3	.000	0-3	.000	2-3	.667	1	0	1	0.3	4	0	0	0	0	0	2	0.7
	Team										8	3	11									
	Total.....	4	800		87-227	.383	24-66	.364	68-91	.747	43	79	122	30.5	88	6	34	52	8	22	266	66.5
	Opponents.....	4	800		115-225	.511	30-75	.400	69-97	.711	44	102	146	36.5	82	-	54	52	12	29	329	82.2

TEAM STATISTICS	SU	OPP
SCORING	266	329
Points per game	66.5	82.2
Scoring margin	-15.7	-
FIELD GOALS-ATT	87-227	115-225
Field goal pct	.383	.511
3 POINT FG-ATT	24-66	30-75
3-point FG pct	.364	.400
3-pt FG made per game	6.0	7.5
FREE THROWS-ATT	68-91	69-97
Free throw pct	.747	.711
F-Throws made per game	17.0	17.3
REBOUNDS	122	146
Rebounds per game	30.5	36.5
Rebounding margin	-6.0	-
ASSISTS	34	54
Assists per game	8.5	13.5
TURNOVERS	52	52
Turnovers per game	13.0	13.0
Turnover margin	+0.0	-
Assist/turnover ratio	0.7	1.0
STEALS	22	29
Steals per game	5.5	7.3
BLOCKS	8	12
Blocks per game	2.0	3.0
ATTENDANCE	999	12949
Home games-Avg/Game	1-999	3-4316
Neutral site-Avg/Game	-	0-0

Date	Opponent		Score	Att.
* 01/03/19	at CSU Bakersfield	L	71-83	2398
* 01/05/19	at Grand Canyon	L	57-71	7293
* 01/12/19	at Utah Valley	L	78-88	3258
* 01/17/19	NEW MEXICO ST.	L	60-87	999

@ - Elgin Baylor Classic (Seattle, WA)
 * = WAC game

Score by Periods	1st	2nd	Totals
Seattle U	130	136	266
Opponents	156	173	329



Seattle University Basketball
Seattle U Season Schedule/Results & Leaders (as of Jan 17, 2019)
All games

RECORD:	OVERALL	HOME	AWAY	NEUTRAL
ALL GAMES	12-7	10-2	2-5	0-0
CONFERENCE	0-4	0-1	0-3	0-0
NON-CONFERENCE	12-3	10-1	2-2	0-0

Date	Opponent	Score	Att.	High Points	High Rebounds
11/06/18	at Stanford	74-96 L	3365	(16)Brown, Terrell	(6)Brown, Terrell
11/08/18	PUGET SOUND	w 95-67	999	(23)Carter, Myles	(12)Carter, Myles
11/11/18	BRYANT	w 82-59	1236	(25)Carter, Myles	(11)Carter, Myles
11/14/18	WASHINGTON ST.	w 78-69	1977	(21)Brown, Terrell	(8)Brown, Terrell
11/18/18	SOUTHERN UTAH	70-73 L	999	(16)Jones, Delante	(8)Carter, Myles
					(7)Brown, Terrell
					(7)Carter, Myles
					(7)Means, Morgan
11/23/18	@DENVER	w 82-63	883	(26)Means, Morgan	(11)Brown, Terrell
11/24/18	@FAIRFIELD	w 83-80	809	(20)Kavas, Matej	(9)Kavas, Matej
					(9)Means, Morgan
11/25/18	@LONGWOOD	w 70-50	753	(22)Kavas, Matej	(13)Kavas, Matej
11/28/18	@NORTHWEST (WA)	w 107-72	824	(26)Brown, Terrell	(14)Brown, Terrell
					(14)Carter, Myles
12/01/18	EASTERN WASH.	w 88-68	999	(23)Carter, Myles	(8)Carter, Myles
12/06/18	OMAHA	w 90-71	873	(26)Jones, Delante	(11)Brown, Terrell
				(26)Kavas, Matej	
12/09/18	at Washington	62-70 L	6688	(21)Means, Morgan	(7)Carter, Myles
					(7)Kavas, Matej
12/17/18	at Portland	w 67-56	1553	(17)Brown, Terrell	(12)Carter, Myles
12/20/18	PRAIRIE VIEW	w 102-64	965	(22)Carter, Myles	(9)Kavas, Matej
				(22)Means, Morgan	(9)Carter, Myles
12/29/18	at California	w 82-73	4104	(26)Carter, Myles	(13)Carter, Myles
01/03/19	*at CSU Bakersfield	71-83 L	2398	(18)Jones, Delante	(10)Brown, Terrell
				(18)Brown, Terrell	
01/05/19	*at Grand Canyon	57-71 L	7293	(16)Kavas, Matej	(7)Kavas, Matej
01/12/19	*at Utah Valley	78-88 L	3258	(20)Means, Morgan	(10)Carter, Myles
01/17/19	*NEW MEXICO ST.	60-87 L	999	(18)Jones, Delante	(6)Brown, Terrell

@ - Elgin Baylor Classic (Seattle, WA)

* = WAC game

Attendance Summary	Games	Attend	Avg/Game
Home	12	12316	1026
Away	7	28659	4094
Neutral	0	0	0
Total	19	40975	2157



Seattle University Basketball
Seattle U Team Game-by-Game (as of Jan 17, 2019)
All games

TEAM STATISTICS

Opponent	Date	Score		Total		3-Pointers		Free throws		Rebounds				pf	a	t/o	blk	stl	pts	avg
				fg-fga	pct	3fg-fga	pct	ft-fa	pct	off	def	tot	avg							
at Stanford	11/06/18	74-96	L	28-64	.438	6-18	.333	12-21	.571	12	18	30	30.0	25	7	11	1	2	74	74.0
PUGET SOUND	11/08/18	95-67	W	35-63	.556	7-17	.412	18-29	.621	12	27	39	34.5	22	16	17	4	6	95	84.5
BRYANT	11/11/18	82-59	W	30-65	.462	7-22	.318	15-23	.652	13	28	41	36.7	23	10	13	3	8	82	83.7
WASHINGTON ST.	11/14/18	78-69	W	28-55	.509	5-19	.263	17-23	.739	8	32	40	37.5	22	11	17	7	6	78	82.2
SOUTHERN UTAH	11/18/18	70-73	L	28-69	.406	11-26	.423	3-8	.375	10	28	38	37.6	22	15	11	5	6	70	79.8
DENVER	11/23/18	82-63	W	29-63	.460	12-27	.444	12-18	.667	8	31	39	37.8	15	15	7	4	3	82	80.2
FAIRFIELD	11/24/18	83-80	W	24-45	.533	6-10	.600	29-43	.674	7	35	42	38.4	21	13	16	4	1	83	80.6
LONGWOOD	11/25/18	70-50	W	23-59	.390	11-31	.355	13-18	.722	10	30	40	38.6	19	17	10	5	6	70	79.2
NORTHWEST (WA)	11/28/18	107-72	W	40-75	.533	10-24	.417	17-20	.850	12	34	46	39.4	12	14	9	10	6	107	82.3
EASTERN WASH.	12/01/18	88-68	W	35-67	.522	9-22	.409	9-17	.529	6	28	34	38.9	16	19	5	2	10	88	82.9
OMAHA	12/06/18	90-71	W	31-57	.544	11-25	.440	17-23	.739	5	31	36	38.6	18	14	12	9	1	90	83.5
at Washington	12/09/18	62-70	L	21-60	.350	6-16	.375	14-19	.737	10	19	29	37.8	17	16	11	2	7	62	81.8
at Portland	12/17/18	67-56	W	22-51	.431	5-14	.357	18-27	.667	10	33	43	38.2	19	4	16	4	3	67	80.6
PRAIRIE VIEW	12/20/18	102-64	W	36-62	.581	13-27	.481	17-19	.895	10	31	41	38.4	25	19	13	3	4	102	82.1
at California	12/29/18	82-73	W	25-55	.455	2-8	.250	30-36	.833	14	24	38	38.4	28	8	11	1	6	82	82.1
at CSU Bakersfield	01/03/19	71-83	L	20-51	.392	8-20	.400	23-27	.852	10	20	30	37.9	18	10	14	2	3	71	81.4
at Grand Canyon	01/05/19	57-71	L	19-56	.339	5-10	.500	14-20	.700	7	24	31	37.5	18	6	11	1	5	57	80.0
at Utah Valley	01/12/19	78-88	L	23-59	.390	8-19	.421	24-30	.800	17	16	33	37.2	30	12	17	3	8	78	79.9
NEW MEXICO ST.	01/17/19	60-87	L	25-61	.410	3-17	.176	7-14	.500	9	19	28	36.7	22	6	10	2	6	60	78.8
Seattle U		1498		522-1137	.459	145-372	.390	309-435	.710	190	508	698	36.7	392	232	231	72	97	1498	78.8
Opponents		1360		459-1114	.412	130-379	.343	312-432	.722	185	454	639	33.6	402	182	240	59	105	1360	71.6

Games played: 19
Points/game: 78.8
FG Pct: 45.9
3FG Pct: 39.0
FT Pct: 71.0

Rebounds/game: 36.7
Assists/game: 12.2
Turnovers/game: 12.2
Assist/turnover ratio: 1.0
Steals/game: 5.1
Blocks/game: 3.8



Seattle University Basketball
Seattle U Points-Rebounds-Assists (as of Jan 17, 2019)
All games

				00	01	02	05	10	11	12
Opponent	Date	Score		MCDOWELL,D	CARTER,MYL	BURKE,IAN	KAVAS,MATE	NETTLES,AA	ECONOMOU,R	DA CAMPO,M
at Stanford	11/06/18	74-96	L	4-3-0	6-3-0	1-1-0	13-4-0	0-0-0	2-0-0	1-3-1
PUGET SOUND	11/08/18	95-67	w	4-2-2	23-12-1	0-1-0	13-6-1	9-1-0	4-0-0	2-0-0
BRYANT	11/11/18	82-59	w	0-1-0	25-11-2	3-1-0	5-4-1	6-1-0	0-0-0	0-1-0
WASHINGTON ST.	11/14/18	78-69	w	DNP	9-8-1	DNP	14-7-2	3-1-0	DNP	0-2-0
SOUTHERN UTAH	11/18/18	70-73	L	DNP	14-7-2	DNP	12-7-0	9-2-2	DNP	0-0-0
DENVER	11/23/18	82-63	w	DNP	9-2-1	0-0-0	15-7-0	3-0-0	0-0-0	0-0-0
FAIRFIELD	11/24/18	83-80	w	DNP	12-5-0	DNP	20-9-2	3-2-1	DNP	0-1-0
LONGWOOD	11/25/18	70-50	w	DNP	14-12-1	1-0-0	22-13-2	3-0-1	0-1-0	0-0-0
NORTHWEST (WA)	11/28/18	107-72	w	DNP	12-14-0	0-2-0	12-3-1	10-0-0	0-3-0	7-0-0
EASTERN WASH.	12/01/18	88-68	w	DNP	23-8-0	DNP	18-6-0	6-1-1	DNP	DNP
OMAHA	12/06/18	90-71	w	DNP	7-5-0	DNP	26-6-1	3-2-1	DNP	0-0-0
at Washington	12/09/18	62-70	L	DNP	15-7-2	DNP	9-7-0	0-1-0	DNP	DNP
at Portland	12/17/18	67-56	w	DNP	11-12-0	DNP	11-5-0	5-0-0	DNP	0-0-0
PRAIRIE VIEW	12/20/18	102-64	w	DNP	22-9-0	0-2-0	18-9-4	5-1-1	9-1-0	0-2-2
at California	12/29/18	82-73	w	DNP	26-13-0	DNP	DNP	4-0-0	DNP	0-2-0
at CSU Bakersfield	01/03/19	71-83	L	DNP	12-8-0	4-0-1	2-0-0	3-0-1	2-0-0	0-1-0
at Grand Canyon	01/05/19	57-71	L	DNP	6-4-0	DNP	16-7-0	0-0-0	0-1-0	0-0-0
at Utah Valley	01/12/19	78-88	L	DNP	16-10-2	0-0-0	DNP	0-0-0	DNP	6-9-1
NEW MEXICO ST.	01/17/19	60-87	L	DNP	13-2-0	0-1-0	DNP	6-1-0	0-0-0	2-3-0

				13	14	15	23	24	25	35
Opponent	Date	Score		MEANS,MORG	VAIL,MATT	HOPKINS,TR	BROWN,TERR	JONES,DELA	HUNDAL,ANA	GRIGSBY,RI
at Stanford	11/06/18	74-96	L	11-1-2	0-0-0	0-0-0	16-6-4	2-1-0	13-3-0	2-1-0
PUGET SOUND	11/08/18	95-67	w	9-7-7	0-0-0	7-0-1	8-4-3	9-2-1	4-3-0	3-0-0
BRYANT	11/11/18	82-59	w	21-8-3	0-0-0	0-1-0	12-3-3	8-7-0	2-1-0	0-2-1
WASHINGTON ST.	11/14/18	78-69	w	11-3-2	DNP	0-1-0	21-8-3	15-5-2	0-0-0	5-4-1
SOUTHERN UTAH	11/18/18	70-73	L	14-7-2	DNP	DNP	5-7-9	16-1-0	0-1-0	0-1-0
DENVER	11/23/18	82-63	w	26-3-2	0-0-0	2-1-0	8-11-10	11-4-2	2-5-0	6-5-0
FAIRFIELD	11/24/18	83-80	w	16-9-2	DNP	0-1-0	8-5-5	17-3-3	0-1-0	7-6-0
LONGWOOD	11/25/18	70-50	w	19-5-4	0-0-0	0-2-0	2-2-5	7-2-4	0-2-0	2-1-0
NORTHWEST (WA)	11/28/18	107-72	w	23-2-5	0-0-1	12-3-0	26-14-6	DNP	0-0-0	5-5-1
EASTERN WASH.	12/01/18	88-68	w	16-5-7	DNP	DNP	4-7-9	19-6-2	DNP	2-1-0
OMAHA	12/06/18	90-71	w	5-5-5	DNP	0-1-0	12-11-5	26-2-2	DNP	11-4-0
at Washington	12/09/18	62-70	L	21-2-3	DNP	DNP	5-6-9	10-4-1	DNP	2-0-1
at Portland	12/17/18	67-56	w	16-6-3	DNP	0-0-0	17-11-1	5-6-0	DNP	2-1-0
PRAIRIE VIEW	12/20/18	102-64	w	22-4-4	0-1-0	2-0-0	8-3-5	7-2-2	0-1-0	7-3-1
at California	12/29/18	82-73	w	24-6-3	DNP	2-2-0	10-6-3	16-4-2	DNP	0-1-0
at CSU Bakersfield	01/03/19	71-83	L	7-1-1	DNP	5-1-1	18-10-5	18-1-0	0-0-0	0-3-1
at Grand Canyon	01/05/19	57-71	L	2-5-3	DNP	0-0-0	12-6-3	15-3-0	DNP	6-2-0
at Utah Valley	01/12/19	78-88	L	20-2-4	DNP	2-3-0	16-2-4	16-3-1	DNP	2-1-0
NEW MEXICO ST.	01/17/19	60-87	L	8-3-4	DNP	4-4-0	3-6-1	18-2-1	2-2-0	4-4-0



#01 Carter, Myles

Opponent	Date	gs	min	Total		3-Pointers		Free throws		Rebounds				pf	a	t/o	blk	stl	pts	avg	
				fg-fga	pct	3fg-fga	pct	ft-fa	pct	off	def	tot	avg								
at Stanford	11/06/18	*	18	2-5	.400	0-1	.000	2-5	.400	1	2	3	3.0	5	0	2	1	0	6	6.0	
PUGET SOUND	11/08/18	*	22	10-13	.769	0-0	.000	3-6	.500	5	7	12	7.5	4	1	8	3	0	23	14.5	
BRYANT	11/11/18	*	33	10-17	.588	1-1	1.000	4-6	.667	6	5	11	8.7	4	2	3	3	0	25	18.0	
WASHINGTON ST.	11/14/18	*	30	4-5	.800	0-0	.000	1-2	.500	1	7	8	8.5	3	1	2	4	0	9	15.8	
SOUTHERN UTAH	11/18/18	*	25	7-10	.700	0-0	.000	0-5	.000	2	5	7	8.2	3	2	1	3	0	14	15.4	
DENVER	11/23/18	*	19	4-6	.667	0-0	.000	1-2	.500	0	2	2	7.2	4	1	2	2	0	9	14.3	
FAIRFIELD	11/24/18	*	25	4-5	.800	0-0	.000	4-7	.571	0	5	5	6.9	5	0	4	4	0	12	14.0	
LONGWOOD	11/25/18	*	34	4-9	.444	0-0	.000	6-8	.750	2	10	12	7.5	4	1	2	4	1	14	14.0	
NORTHWEST (WA)	11/28/18	*	35	5-13	.385	0-0	.000	2-2	1.000	4	10	14	8.2	3	0	0	7	0	12	13.8	
EASTERN WASH.	12/01/18	*	30	10-15	.667	0-0	.000	3-9	.333	2	6	8	8.2	2	0	1	1	0	23	14.7	
OMAHA	12/06/18	*	15	3-6	.500	0-0	.000	1-2	.500	2	3	5	7.9	3	0	4	2	0	7	14.0	
at Washington	12/09/18	*	31	6-15	.400	0-0	.000	3-6	.500	4	3	7	7.8	4	2	2	0	1	15	14.1	
at Portland	12/17/18	*	30	3-5	.600	0-0	.000	5-7	.714	4	8	12	8.2	4	0	1	2	2	11	13.8	
PRAIRIE VIEW	12/20/18	*	29	9-10	.900	0-0	.000	4-6	.667	3	6	9	8.2	5	0	2	0	0	22	14.4	
at California	12/29/18	*	40	11-18	.611	0-0	.000	4-7	.571	4	9	13	8.5	4	0	3	1	0	26	15.2	
at CSU Bakersfield	01/03/19	*	36	4-10	.400	0-0	.000	4-6	.667	4	4	8	8.5	3	0	0	1	0	12	15.0	
at Grand Canyon	01/05/19	*	32	2-10	.200	0-0	.000	2-2	1.000	1	3	4	8.2	5	0	3	1	0	6	14.5	
at Utah Valley	01/12/19	*	38	3-11	.273	0-1	.000	10-14	.714	3	7	10	8.3	4	2	5	3	0	16	14.6	
NEW MEXICO ST.	01/17/19	*	22	6-9	.667	0-0	.000	1-2	.500	1	1	2	8.0	5	0	0	0	0	13	14.5	
Totals			19	544	107-192	.557	1-3	.333	60-104	.577	49	103	152	8.0	74	12	45	42	4	275	14.5

Games played: 19
 Minutes/game: 28.6
 Points/game: 14.5
 FG Pct: 55.7
 3FG Pct: 33.3
 FT Pct: 57.7

Rebounds/game: 8.0
 Assists/game: 0.6
 Turnovers/game: 2.4
 Assist/turnover ratio: 0.3
 Steals/game: 0.2
 Blocks/game: 2.2

CAREER STATS

		Total			3-Point		Rebounds										
Year	GP-GS	Min/Avg	FG-FGA	Pct	FG-FGA	Pct	FT-FTA	Pct	Off-Def	Tot	Avg	PF-FO	Ast	TO	Blk	Stl	Pts/Avg
2015-16*	9-0	32/3.6	2-2	1.000	0-0	.000	1-4	.250	3-3	6	0.7	5-0	1	3	1	0	5/0.6
2016-17*	5-0	33/6.6	2-7	.286	0-0	.000	0-1	.000	2-5	7	1.4	17-0	8	13	0	11	4/0.8
2018-19	19-19	544/28.6	107-192	.557	1-3	.333	60-104	.577	49-103	152	8.0	74-5	12	45	42	4	275/14.5
TOTAL	19-19	544/28.6	107-192	.557	1-3	.333	60-104	.577	49-103	152	8.0	74-5	12	45	42	4	275/14.5
All*	33-19	609/18.5	111-201	.552	1-3	.333	61-109	.560	54-111	165	5.0	96-5	21	61	43	15	284/8.6

* Statistics from prior team/school

SINGLE-GAME HIGHS

Points: 26, at California -- 12/29/18
 Rebounds: 14, Northwest (WA) -- 11/28/18
 Assists: 2, 4 times
 Steals: 2, at Portland -- 12/17/18
 Blocks: 7, Northwest (WA) -- 11/28/18
 FG made: 11, at California -- 12/29/18
 FG attempts: 18, at California -- 12/29/18
 3FG made: 1, Bryant -- 11/11/18
 3FG attempts: 1, at Utah Valley -- 01/12/19 ; at Stanford -- 11/06/18 ; Bryant -- 11/11/18
 FT made: 10, at Utah Valley -- 01/12/19
 FT attempts: 14, at Utah Valley -- 01/12/19



#02 Burke, Ian

Opponent	Date	gs	min	Total		3-Pointers		Free throws		Rebounds				pf	a	t/o	blk	stl	pts	avg
				fg-fga	pct	3fg-fga	pct	ft-fga	pct	off	def	tot	avg							
at Stanford	11/06/18		3	0-0	.000	0-0	.000	1-2	.500	1	0	1	1.0	0	0	0	0	0	1	1.0
PUGET SOUND	11/08/18		6	0-1	.000	0-0	.000	0-0	.000	1	0	1	1.0	0	0	0	0	0	0	0.5
BRYANT	11/11/18		4	0-0	.000	0-0	.000	3-4	.750	0	1	1	1.0	2	0	2	0	1	3	1.3
DENVER	11/23/18		2	0-1	.000	0-1	.000	0-0	.000	0	0	0	0.8	0	0	0	0	0	0	1.0
LONGWOOD	11/25/18		2	0-0	.000	0-0	.000	1-2	.500	0	0	0	0.6	0	0	0	0	0	1	1.0
NORTHWEST (WA)	11/28/18		5	0-0	.000	0-0	.000	0-0	.000	0	2	2	0.8	0	0	0	0	1	0	0.8
PRAIRIE VIEW	12/20/18		6	0-1	.000	0-1	.000	0-0	.000	0	2	2	1.0	1	0	0	0	0	0	0.7
at CSU Bakersfield	01/03/19		5	1-2	.500	1-1	1.000	1-2	.500	0	0	0	0.9	0	1	0	0	1	4	1.1
at Utah Valley	01/12/19		4	0-0	.000	0-0	.000	0-0	.000	0	0	0	0.8	0	0	0	0	0	0	1.0
NEW MEXICO ST.	01/17/19		5	0-1	.000	0-1	.000	0-0	.000	0	1	1	0.8	0	0	0	0	0	0	0.9
Totals		0	42	1-6	.167	1-4	.250	6-10	.600	2	6	8	0.8	3	1	2	0	3	9	0.9

Games played: 10

Minutes/game: 4.2

Points/game: 0.9

FG Pct: 16.7

3FG Pct: 25.0

FT Pct: 60.0

Rebounds/game: 0.8

Assists/game: 0.1

Turnovers/game: 0.2

Assist/turnover ratio: 0.5

Steals/game: 0.3

CAREER STATS

		Total			3-Point		Rebounds										
Year	GP-GS	Min/Avg	FG-FGA	Pct	FG-FGA	Pct	FT-FTA	Pct	Off-Def	Tot	Avg	PF-FO	Ast	TO	Blk	Stl	Pts/Avg
2018-19	10-0	42/4.2	1-6	.167	1-4	.250	6-10	.600	2-6	8	0.8	3-0	1	2	0	3	9/0.9
TOTAL	10-0	42/4.2	1-6	.167	1-4	.250	6-10	.600	2-6	8	0.8	3-0	1	2	0	3	9/0.9

SINGLE-GAME HIGHS

Points: 4, at CSU Bakersfield -- 01/03/19

Rebounds: 2, Northwest (WA) -- 11/28/18 ; Prairie View -- 12/20/18

Assists: 1, at CSU Bakersfield -- 01/03/19

Steals: 1, at CSU Bakersfield -- 01/03/19 ; Bryant -- 11/11/18 ; Northwest (WA) -- 11/28/18

FG made: 1, at CSU Bakersfield -- 01/03/19

FG attempts: 2, at CSU Bakersfield -- 01/03/19

3FG made: 1, at CSU Bakersfield -- 01/03/19

3FG attempts: 1, at CSU Bakersfield -- 01/03/19 ; Denver -- 11/23/18 ; Prairie View -- 12/20/18

FT made: 3, Bryant -- 11/11/18

FT attempts: 4, Bryant -- 11/11/18



#05 Kavas, Matej

Opponent	Date	gs	min	Total		3-Pointers		Free throws		Rebounds				pf	a	t/o	blk	stl	pts	avg	
				fg-fga	pct	3fg-fga	pct	ft-fga	pct	off	def	tot	avg								
at Stanford	11/06/18	*	34	4-7	.571	1-3	.333	4-6	.667	1	3	4	4.0	3	0	2	0	0	13	13.0	
PUGET SOUND	11/08/18	*	27	3-9	.333	1-2	.500	6-6	1.000	2	4	6	5.0	3	1	1	0	0	13	13.0	
BRYANT	11/11/18	*	28	2-9	.222	1-5	.200	0-0	.000	1	3	4	4.7	3	1	0	0	2	5	10.3	
WASHINGTON ST.	11/14/18	*	37	6-14	.429	2-8	.250	0-0	.000	1	6	7	5.3	2	2	1	0	0	14	11.3	
SOUTHERN UTAH	11/18/18	*	32	5-13	.385	2-7	.286	0-0	.000	1	6	7	5.6	2	0	3	0	2	12	11.4	
DENVER	11/23/18	*	31	5-13	.385	3-9	.333	2-2	1.000	1	6	7	5.8	0	0	3	0	0	15	12.0	
FAIRFIELD	11/24/18	*	39	6-11	.545	3-3	1.000	5-6	.833	1	8	9	6.3	1	2	0	0	0	20	13.1	
LONGWOOD	11/25/18	*	29	8-12	.667	4-8	.500	2-3	.667	2	11	13	7.1	3	2	0	0	0	22	14.3	
NORTHWEST (WA)	11/28/18	*	31	3-12	.250	2-8	.250	4-4	1.000	0	3	3	6.7	1	1	2	0	0	12	14.0	
EASTERN WASH.	12/01/18	*	37	7-14	.500	4-7	.571	0-0	.000	0	6	6	6.6	2	0	0	0	1	18	14.4	
OMAHA	12/06/18	*	39	7-12	.583	6-9	.667	6-6	1.000	0	6	6	6.5	1	1	2	0	0	26	15.5	
at Washington	12/09/18	*	34	1-7	.143	1-4	.250	6-7	.857	1	6	7	6.6	3	0	2	0	0	9	14.9	
at Portland	12/17/18	*	35	4-9	.444	2-4	.500	1-4	.250	0	5	5	6.5	2	0	2	1	0	11	14.6	
PRAIRIE VIEW	12/20/18	*	29	7-9	.778	4-5	.800	0-0	.000	0	9	9	6.6	2	4	1	0	0	18	14.9	
at CSU Bakersfield	01/03/19		4	1-1	1.000	0-0	.000	0-0	.000	0	0	0	6.2	0	0	0	0	0	2	14.0	
at Grand Canyon	01/05/19	*	37	6-8	.750	3-3	1.000	1-2	.500	0	7	7	6.3	2	0	1	0	1	16	14.1	
Totals			15	503	75-160	.469	39-85	.459	37-46	.804	11	89	100	6.3	30	14	20	1	6	226	14.1

Games played: 16
Minutes/game: 31.4
Points/game: 14.1
FG Pct: 46.9
3FG Pct: 45.9
FT Pct: 80.4

Rebounds/game: 6.3
Assists/game: 0.9
Turnovers/game: 1.3
Assist/turnover ratio: 0.7
Steals/game: 0.4
Blocks/game: 0.1

CAREER STATS

Year	GP-GS	Min/Avg	Total		3-Point		FT-FTA	Pct	Rebounds				PF-FO	Ast	TO	Blk	Stl	Pts/Avg
			FG-FGA	Pct	FG-FGA	Pct			Off-Def	Tot	Avg							
2016-17	27-0	549/20.3	81-185	.438	42-104	.404	29-42	.690	11-68	79	2.9	51-2	15	23	9	6		233/8.6
2017-18	33-31	1038/31.5	171-361	.474	91-196	.464	68-86	.791	38-131	169	5.1	100-1	41	67	7	13		501/15.2
2018-19	16-15	503/31.4	75-160	.469	39-85	.459	37-46	.804	11-89	100	6.3	30-0	14	20	1	6		226/14.1
TOTAL	76-46	2090/27.5	327-706	.463	172-385	.447	134-174	.770	60-288	348	4.6	181-3	70	110	17	25		960/12.6

SINGLE-GAME HIGHS

Points: 27, vs Detroit Mercy -- 11/18/17
Rebounds: 13, Longwood -- 11/25/18
Assists: 4, at Washington State -- 11/15/17 ; Prairie View -- 12/20/18
Steals: 2, 6 times
Blocks: 2, 4 times
FG made: 9, Idaho State -- 11/27/17 ; Eastern Washington -- 12/03/17
FG attempts: 18, Central Arkansas -- 03/14/18 ; Idaho State -- 11/27/17
3FG made: 7, vs Detroit Mercy -- 11/18/17
3FG attempts: 12, Central Arkansas -- 03/14/18
FT made: 7, New Mexico State -- 01/26/17
FT attempts: 9, New Mexico State -- 01/26/17



#10 Nettles, Aaron

Opponent	Date	gs	min	Total		3-Pointers		Free throws		Rebounds				pf	a	t/o	blk	stl	pts	avg
				fg-fga	pct	3fg-fga	pct	ft-fa	pct	off	def	tot	avg							
at Stanford	11/06/18		9	0-1	.000	0-1	.000	0-0	.000	0	0	0	0.0	2	0	1	0	0	0	0.0
PUGET SOUND	11/08/18	*	16	3-3	1.000	3-3	1.000	0-0	.000	0	1	1	0.5	3	0	1	0	1	9	4.5
BRYANT	11/11/18		15	2-3	.667	2-3	.667	0-0	.000	0	1	1	0.7	0	0	0	0	1	6	5.0
WASHINGTON ST.	11/14/18		9	1-1	1.000	1-1	1.000	0-0	.000	0	1	1	0.8	3	0	1	0	0	3	4.5
SOUTHERN UTAH	11/18/18		17	3-5	.600	3-5	.600	0-0	.000	0	2	2	1.0	3	2	0	0	2	9	5.4
DENVER	11/23/18		9	1-3	.333	1-1	1.000	0-0	.000	0	0	0	0.8	1	0	0	0	0	3	5.0
FAIRFIELD	11/24/18		16	1-2	.500	1-2	.500	0-0	.000	0	2	2	1.0	2	1	0	0	0	3	4.7
LONGWOOD	11/25/18		21	1-2	.500	1-2	.500	0-0	.000	0	0	0	0.9	0	1	1	0	2	3	4.5
NORTHWEST (WA)	11/28/18	*	21	4-7	.571	2-5	.400	0-0	.000	0	0	0	0.8	2	0	2	0	0	10	5.1
EASTERN WASH.	12/01/18		17	2-5	.400	1-4	.250	1-2	.500	0	1	1	0.8	1	1	0	0	2	6	5.2
OMAHA	12/06/18		19	1-3	.333	0-2	.000	1-2	.500	0	2	2	0.9	3	1	1	0	1	3	5.0
at Washington	12/09/18		8	0-0	.000	0-0	.000	0-0	.000	0	1	1	0.9	0	0	1	0	1	0	4.6
at Portland	12/17/18		15	1-2	.500	1-2	.500	2-2	1.000	0	0	0	0.8	2	0	0	0	0	5	4.6
PRAIRIE VIEW	12/20/18		14	2-2	1.000	1-1	1.000	0-0	.000	0	1	1	0.9	0	1	2	0	2	5	4.6
at California	12/29/18		7	0-0	.000	0-0	.000	4-6	.667	0	0	0	0.8	3	0	0	0	0	4	4.6
at CSU Bakersfield	01/03/19		21	1-3	.333	1-2	.500	0-0	.000	0	0	0	0.8	1	1	0	0	0	3	4.5
at Grand Canyon	01/05/19		13	0-0	.000	0-0	.000	0-0	.000	0	0	0	0.7	1	0	0	0	0	0	4.2
at Utah Valley	01/12/19		7	0-1	.000	0-1	.000	0-0	.000	0	0	0	0.7	3	0	0	0	0	0	4.0
NEW MEXICO ST.	01/17/19		27	2-5	.400	0-3	.000	2-2	1.000	1	0	1	0.7	0	0	1	0	1	6	4.1
Totals		2	281	25-48	.521	18-38	.474	10-14	.714	1	12	13	0.7	30	8	11	0	13	78	4.1

Games played: 19
 Minutes/game: 14.8
 Points/game: 4.1
 FG Pct: 52.1
 3FG Pct: 47.4
 FT Pct: 71.4

Rebounds/game: 0.7
 Assists/game: 0.4
 Turnovers/game: 0.6
 Assist/turnover ratio: 0.7
 Steals/game: 0.7

CAREER STATS

		Total			3-Point			Rebounds									
Year	GP-GS	Min/Avg	FG-FGA	Pct	FG-FGA	Pct	FT-FTA	Pct	Off-Def	Tot	Avg	PF-FO	Ast	TO	Blk	Stl	Pts/Avg
2017-18	32-2	244/7.6	25-60	.417	20-52	.385	13-17	.765	4-17	21	0.7	21-0	9	10	0	6	83/2.6
2018-19	19-2	281/14.8	25-48	.521	18-38	.474	10-14	.714	1-12	13	0.7	30-0	8	11	0	13	78/4.1
TOTAL	51-4	525/10.3	50-108	.463	38-90	.422	23-31	.742	5-29	34	0.7	51-0	17	21	0	19	161/3.2

SINGLE-GAME HIGHS

Points: 20, Pacific Lutheran -- 12/04/17
 Rebounds: 3, at Belmont -- 11/19/17 ; Pacific Lutheran -- 12/04/17 ; California -- 12/19/17
 Assists: 2, vs Detroit Mercy -- 11/18/17 ; Southern Utah -- 11/18/18 ; Pacific Lutheran -- 12/04/17
 Steals: 2, 4 times
 FG made: 7, Pacific Lutheran -- 12/04/17
 FG attempts: 14, Pacific Lutheran -- 12/04/17
 3FG made: 6, Pacific Lutheran -- 12/04/17
 3FG attempts: 12, Pacific Lutheran -- 12/04/17
 FT made: 4, Puget Sound -- 11/12/17 ; vs Detroit Mercy -- 11/18/17 ; at California -- 12/29/18
 FT attempts: 6, at California -- 12/29/18



#11 Economou, Rip

Opponent	Date	gs	min	Total		3-Pointers		Free throws		Rebounds				pf	a	t/o	blk	stl	pts	avg
				fg-fga	pct	3fg-fga	pct	ft-fga	pct	off	def	tot	avg							
at Stanford	11/06/18		5	1-2	.500	0-1	.000	0-0	.000	0	0	0	0.0	0	0	0	0	0	2	2.0
PUGET SOUND	11/08/18		5	1-4	.250	1-4	.250	1-2	.500	0	0	0	0.0	2	0	0	0	0	4	3.0
BRYANT	11/11/18		3	0-0	.000	0-0	.000	0-0	.000	0	0	0	0.0	1	0	0	0	0	0	2.0
DENVER	11/23/18		3	0-1	.000	0-1	.000	0-0	.000	0	0	0	0.0	1	0	0	0	0	0	1.5
LONGWOOD	11/25/18		2	0-1	.000	0-1	.000	0-0	.000	0	1	1	0.2	0	0	0	0	0	0	1.2
NORTHWEST (WA)	11/28/18		4	0-1	.000	0-0	.000	0-0	.000	2	1	3	0.7	0	0	0	0	0	0	1.0
PRAIRIE VIEW	12/20/18		10	3-7	.429	3-6	.500	0-0	.000	1	0	1	0.7	2	0	1	0	0	9	2.1
at CSU Bakersfield	01/03/19		3	0-0	.000	0-0	.000	2-2	1.000	0	0	0	0.6	4	0	0	0	0	2	2.1
at Grand Canyon	01/05/19		4	0-2	.000	0-2	.000	0-0	.000	1	0	1	0.7	0	0	0	0	0	0	1.9
NEW MEXICO ST.	01/17/19		7	0-1	.000	0-1	.000	0-1	.000	0	0	0	0.6	0	0	0	0	0	0	1.7
Totals		0	46	5-19	.263	4-16	.250	3-5	.600	4	2	6	0.6	10	0	1	0	0	17	1.7

Games played: 10

Minutes/game: 4.6

Points/game: 1.7

FG Pct: 26.3

3FG Pct: 25.0

FT Pct: 60.0

Rebounds/game: 0.6

Turnovers/game: 0.1

CAREER STATS

Year	GP-GS	Min/Avg	Total		3-Point		FT-FTA	Pct	Rebounds				PF-FO	Ast	TO	Blk	Stl	Pts/Avg
			FG-FGA	Pct	FG-FGA	Pct			Off-Def	Tot	Avg							
2018-19	10-0	46/4.6	5-19	.263	4-16	.250	3-5	.600	4-2	6	0.6	10-0	0	1	0	0	0	17/1.7
TOTAL	10-0	46/4.6	5-19	.263	4-16	.250	3-5	.600	4-2	6	0.6	10-0	0	1	0	0	0	17/1.7

SINGLE-GAME HIGHS

Points: 9, Prairie View -- 12/20/18

Rebounds: 3, Northwest (WA) -- 11/28/18

FG made: 3, Prairie View -- 12/20/18

FG attempts: 7, Prairie View -- 12/20/18

3FG made: 3, Prairie View -- 12/20/18

3FG attempts: 6, Prairie View -- 12/20/18

FT made: 2, at CSU Bakersfield -- 01/03/19

FT attempts: 2, at CSU Bakersfield -- 01/03/19 ; Puget Sound -- 11/08/18



#12 Da Campo, Mattia

Opponent	Date	gs	min	Total		3-Pointers		Free throws		Rebounds				pf	a	t/o	blk	stl	pts	avg	
				fg-fga	pct	3fg-fga	pct	ft-fga	pct	off	def	tot	avg								
at Stanford	11/06/18		4	0-0	.000	0-0	.000	1-2	.500	1	2	3	3.0	0	1	0	0	0	1	1.0	
PUGET SOUND	11/08/18		5	1-1	1.000	0-0	.000	0-0	.000	0	0	0	1.5	0	0	0	0	0	2	1.5	
BRYANT	11/11/18		3	0-0	.000	0-0	.000	0-0	.000	0	1	1	1.3	0	0	0	0	0	0	1.0	
WASHINGTON ST.	11/14/18		2	0-0	.000	0-0	.000	0-0	.000	1	1	2	1.5	0	0	0	0	0	0	0.8	
SOUTHERN UTAH	11/18/18		4	0-2	.000	0-0	.000	0-0	.000	0	0	0	1.2	0	0	1	0	0	0	0.6	
DENVER	11/23/18		4	0-0	.000	0-0	.000	0-0	.000	0	0	0	1.0	0	0	1	0	0	0	0.5	
FAIRFIELD	11/24/18		2	0-0	.000	0-0	.000	0-0	.000	1	0	1	1.0	0	0	0	0	0	0	0.4	
LONGWOOD	11/25/18		2	0-0	.000	0-0	.000	0-0	.000	0	0	0	0.9	0	0	0	0	0	0	0.4	
NORTHWEST (WA)	11/28/18		6	2-2	1.000	1-1	1.000	2-2	1.000	0	0	0	0.8	0	0	0	0	0	7	1.1	
OMAHA	12/06/18		0	0-0	.000	0-0	.000	0-0	.000	0	0	0	0.7	0	0	0	0	0	0	1.0	
at Portland	12/17/18		0	0-0	.000	0-0	.000	0-0	.000	0	0	0	0.6	0	0	0	0	0	0	0.9	
PRAIRIE VIEW	12/20/18		12	0-3	.000	0-0	.000	0-0	.000	1	1	2	0.8	0	2	0	0	0	0	0.8	
at California	12/29/18	*	27	0-0	.000	0-0	.000	0-0	.000	1	1	2	0.8	5	0	1	0	2	0	0.8	
at CSU Bakersfield	01/03/19		3	0-0	.000	0-0	.000	0-0	.000	0	1	1	0.9	1	0	1	0	0	0	0.7	
at Grand Canyon	01/05/19		3	0-0	.000	0-0	.000	0-0	.000	0	0	0	0.8	0	0	0	0	0	0	0.7	
at Utah Valley	01/12/19		26	0-2	.000	0-0	.000	6-6	1.000	6	3	9	1.3	4	1	2	0	1	6	1.0	
NEW MEXICO ST.	01/17/19	*	10	1-3	.333	0-0	.000	0-0	.000	2	1	3	1.4	0	0	2	0	0	2	1.1	
Totals			2	113	4-13	.308	1-1	1.000	9-10	.900	13	11	24	1.4	10	4	8	0	3	18	1.1

Games played: 17
 Minutes/game: 6.6
 Points/game: 1.1
 FG Pct: 30.8
 3FG Pct: 100.0
 FT Pct: 90.0

Rebounds/game: 1.4
 Assists/game: 0.2
 Turnovers/game: 0.5
 Assist/turnover ratio: 0.5
 Steals/game: 0.2

CAREER STATS

Year	GP-GS	Min/Avg	Total		3-Point		FT-FTA	Pct	Rebounds				PF-FO	Ast	TO	Blk	Stl	Pts/Avg
			FG-FGA	Pct	FG-FGA	Pct			Off-Def	Tot	Avg	PF-FO						
2016-17	16-0	139/8.7	9-14	.643	1-3	.333	5-10	.500	6-11	17	1.1	19-0	14	17	0	3		24/1.5
2017-18	27-1	198/7.3	15-24	.625	4-9	.444	7-11	.636	16-29	45	1.7	29-0	17	7	0	9		41/1.5
2018-19	17-2	113/6.6	4-13	.308	1-1	1.000	9-10	.900	13-11	24	1.4	10-1	4	8	0	3		18/1.1
TOTAL	60-3	450/7.5	28-51	.549	6-13	.462	21-31	.677	35-51	86	1.4	58-1	35	32	0	15		83/1.4

SINGLE-GAME HIGHS

Points: 15, Pacific Lutheran -- 12/04/17
 Rebounds: 9, at Utah Valley -- 01/12/19
 Assists: 5, Pacific Lutheran -- 12/04/17
 Steals: 3, Puget Sound -- 11/12/17 ; Pacific Lutheran -- 12/04/17
 FG made: 6, Pacific Lutheran -- 12/04/17
 FG attempts: 10, Pacific Lutheran -- 12/04/17
 3FG made: 2, Pacific Lutheran -- 12/04/17
 3FG attempts: 6, Pacific Lutheran -- 12/04/17
 FT made: 6, at Utah Valley -- 01/12/19
 FT attempts: 6, at Utah Valley -- 01/12/19



#13 Means, Morgan

Opponent	Date	gs	min	Total		3-Pointers		Free throws		Rebounds				pf	a	t/o	blk	stl	pts	avg	
				fg-fga	pct	3fg-fga	pct	ft-fga	pct	off	def	tot	avg								
at Stanford	11/06/18	*	31	5-7	.714	1-1	1.000	0-0	.000	0	1	1	1.0	2	2	2	0	0	11	11.0	
PUGET SOUND	11/08/18	*	34	3-7	.429	1-3	.333	2-2	1.000	1	6	7	4.0	2	7	3	0	4	9	10.0	
BRYANT	11/11/18	*	37	7-13	.538	2-5	.400	5-7	.714	0	8	8	5.3	2	3	3	0	0	21	13.7	
WASHINGTON ST.	11/14/18	*	31	3-8	.375	2-3	.667	3-4	.750	0	3	3	4.8	5	2	3	0	1	11	13.0	
SOUTHERN UTAH	11/18/18	*	39	5-15	.333	3-7	.429	1-1	1.000	4	3	7	5.2	5	2	0	0	1	14	13.2	
DENVER	11/23/18	*	32	8-13	.615	6-9	.667	4-4	1.000	0	3	3	4.8	3	2	0	0	2	26	15.3	
FAIRFIELD	11/24/18	*	35	1-7	.143	1-2	.500	13-16	.813	2	7	9	5.4	3	2	6	0	0	16	15.4	
LONGWOOD	11/25/18	*	35	6-15	.400	4-10	.400	3-3	1.000	0	5	5	5.4	3	4	3	0	1	19	15.9	
NORTHWEST (WA)	11/28/18	*	35	9-18	.500	3-6	.500	2-2	1.000	1	1	2	5.0	1	5	3	0	3	23	16.7	
EASTERN WASH.	12/01/18	*	40	5-11	.455	2-5	.400	4-5	.800	1	4	5	5.0	3	7	0	0	5	16	16.6	
OMAHA	12/06/18	*	30	1-6	.167	1-5	.200	2-2	1.000	1	4	5	5.0	5	5	1	0	0	5	15.5	
at Washington	12/09/18	*	40	8-16	.500	3-7	.429	2-2	1.000	0	2	2	4.8	4	3	2	0	3	21	16.0	
at Portland	12/17/18	*	35	4-10	.400	1-4	.250	7-10	.700	0	6	6	4.8	4	3	4	0	0	16	16.0	
PRAIRIE VIEW	12/20/18	*	32	8-13	.615	4-7	.571	2-2	1.000	0	4	4	4.8	4	4	1	0	2	22	16.4	
at California	12/29/18	*	40	4-12	.333	0-3	.000	16-16	1.000	2	4	6	4.9	4	3	4	0	1	24	16.9	
at CSU Bakersfield	01/03/19	*	30	0-4	.000	0-2	.000	7-7	1.000	0	1	1	4.6	4	1	5	0	0	7	16.3	
at Grand Canyon	01/05/19	*	33	1-10	.100	0-2	.000	0-1	.000	1	4	5	4.6	1	3	1	0	2	2	15.5	
at Utah Valley	01/12/19	*	39	7-17	.412	4-10	.400	2-2	1.000	1	1	2	4.5	5	4	3	0	2	20	15.7	
NEW MEXICO ST.	01/17/19	*	29	3-11	.273	1-5	.200	1-3	.333	0	3	3	4.4	5	4	2	0	2	8	15.3	
Totals			19	657	88-213	.413	39-96	.406	76-89	.854	14	70	84	4.4	65	66	46	0	29	291	15.3

Games played: 19
 Minutes/game: 34.6
 Points/game: 15.3
 FG Pct: 41.3
 3FG Pct: 40.6
 FT Pct: 85.4

Rebounds/game: 4.4
 Assists/game: 3.5
 Turnovers/game: 2.4
 Assist/turnover ratio: 1.4
 Steals/game: 1.5

CAREER STATS

		Total			3-Point			Rebounds										
Year	GP-GS	Min/Avg	FG-FGA	Pct	FG-FGA	Pct	FT-FTA	Pct	Off-Def	Tot	Avg	PF-FO	Ast	TO	Blk	Stl	Pts/Avg	
2016-17	29-29	683/23.6	67-165	.406	25-70	.357	36-56	.643	12-65	77	2.7	69-3	60	56	0	27	195/6.7	
2017-18	34-9	940/27.6	103-260	.396	29-103	.282	58-73	.795	22-101	123	3.6	81-0	95	80	3	28	293/8.6	
2018-19	19-19	657/34.6	88-213	.413	39-96	.406	76-89	.854	14-70	84	4.4	65-5	66	46	0	29	291/15.3	
TOTAL	82-57	2280/27.8	258-638	.404	93-269	.346	170-218	.780	48-236	284	3.5	215-8	221	182	3	84	779/9.5	

SINGLE-GAME HIGHS

Points: 26, Denver -- 11/23/18
 Rebounds: 9, Fairfield -- 11/24/18
 Assists: 13, Pacific Lutheran -- 12/04/17
 Steals: 5, Eastern Wash. -- 12/01/18
 Blocks: 1, Grand Canyon -- 01/06/18 ; at Kansas City -- 02/08/18 ; UT Rio Grande Valley -- 02/15/18
 FG made: 9, Northwest (WA) -- 11/28/18 ; Northwest University -- 12/01/16
 FG attempts: 18, Northwest (WA) -- 11/28/18
 3FG made: 6, Denver -- 11/23/18
 3FG attempts: 10, at Utah Valley -- 01/12/19 ; Longwood -- 11/25/18
 FT made: 16, at California -- 12/29/18
 FT attempts: 16, Fairfield -- 11/24/18 ; at California -- 12/29/18



#14 Vail, Matt

Opponent	Date	gs	min	Total		3-Pointers		Free throws		Rebounds				pf	a	t/o	blk	stl	pts	avg
				fg-fga	pct	3fg-fga	pct	ft-fga	pct	off	def	tot	avg							
at Stanford	11/06/18		1	0-0	.000	0-0	.000	0-0	.000	0	0	0	0.0	0	0	0	0	0	0	0.0
PUGET SOUND	11/08/18		1	0-0	.000	0-0	.000	0-0	.000	0	0	0	0.0	0	0	0	0	0	0	0.0
BRYANT	11/11/18		1	0-0	.000	0-0	.000	0-0	.000	0	0	0	0.0	0	0	0	0	0	0	0.0
DENVER	11/23/18		1	0-0	.000	0-0	.000	0-0	.000	0	0	0	0.0	0	0	0	0	0	0	0.0
LONGWOOD	11/25/18		2	0-0	.000	0-0	.000	0-0	.000	0	0	0	0.0	0	0	0	0	0	0	0.0
NORTHWEST (WA)	11/28/18		1	0-0	.000	0-0	.000	0-0	.000	0	0	0	0.0	0	1	0	0	0	0	0.0
PRAIRIE VIEW	12/20/18		4	0-0	.000	0-0	.000	0-0	.000	0	1	1	0.1	1	0	0	1	0	0	0.0
Totals		0	11	0-0	.000	0-0	.000	0-0	.000	0	1	1	0.1	1	1	0	1	0	0	0.0

Games played: 7

Minutes/game: 1.6

Rebounds/game: 0.1

Assists/game: 0.1

Assist/turnover ratio: 99.9

Blocks/game: 0.1

CAREER STATS

Year	GP-GS	Min/Avg	Total		3-Point		FT-FTA	Pct	Off-Def	Tot	Avg	PF-FO	Ast	TO	Blk	Stl	Pts/Avg
			FG-FGA	Pct	FG-FGA	Pct											
2018-19	7-0	11/1.6	0-0	.000	0-0	.000	0-0	.000	0-1	1	0.1	1-0	1	0	1	0	0/0.0
TOTAL	7-0	11/1.6	0-0	.000	0-0	.000	0-0	.000	0-1	1	0.1	1-0	1	0	1	0	0/0.0

SINGLE-GAME HIGHS

Rebounds: 1, Prairie View -- 12/20/18

Assists: 1, Northwest (WA) -- 11/28/18

Blocks: 1, Prairie View -- 12/20/18



#15 Hopkins, Trey

Opponent	Date	gs	min	Total		3-Pointers		Free throws		Rebounds				pf	a	t/o	blk	stl	pts	avg
				fg-fga	pct	3fg-fga	pct	ft-fga	pct	off	def	tot	avg							
at Stanford	11/06/18		6	0-0	.000	0-0	.000	0-0	.000	0	0	0	0.0	0	0	0	0	0	0	0.0
PUGET SOUND	11/08/18		6	3-5	.600	0-1	.000	1-2	.500	0	0	0	0.0	1	1	0	0	0	7	3.5
BRYANT	11/11/18		4	0-2	.000	0-0	.000	0-0	.000	1	0	1	0.3	0	0	1	0	1	0	2.3
WASHINGTON ST.	11/14/18		1	0-0	.000	0-0	.000	0-0	.000	0	1	1	0.5	0	0	0	0	0	0	1.8
DENVER	11/23/18		13	1-2	.500	0-1	.000	0-0	.000	1	0	1	0.6	0	0	0	0	0	2	1.8
FAIRFIELD	11/24/18		5	0-1	.000	0-1	.000	0-0	.000	0	1	1	0.7	0	0	1	0	0	0	1.5
LONGWOOD	11/25/18		2	0-1	.000	0-1	.000	0-0	.000	1	1	2	0.9	0	0	0	0	0	0	1.3
NORTHWEST (WA)	11/28/18		15	5-5	1.000	2-2	1.000	0-1	.000	1	2	3	1.1	1	0	0	0	0	12	2.6
OMAHA	12/06/18		3	0-1	.000	0-1	.000	0-0	.000	0	1	1	1.1	0	0	0	0	0	0	2.3
at Portland	12/17/18		0	0-0	.000	0-0	.000	0-0	.000	0	0	0	1.0	0	0	0	0	0	0	2.1
PRAIRIE VIEW	12/20/18		8	1-5	.200	0-2	.000	0-0	.000	0	0	0	0.9	2	0	1	0	0	2	2.1
at California	12/29/18		6	1-2	.500	0-1	.000	0-0	.000	1	1	2	1.0	2	0	1	0	0	2	2.1
at CSU Bakersfield	01/03/19	*	18	2-6	.333	1-3	.333	0-0	.000	0	1	1	1.0	2	1	2	0	0	5	2.3
at Grand Canyon	01/05/19		6	0-0	.000	0-0	.000	0-0	.000	0	0	0	0.9	1	0	0	0	1	0	2.1
at Utah Valley	01/12/19		8	0-0	.000	0-0	.000	2-2	1.000	3	0	3	1.1	3	0	0	0	0	2	2.1
NEW MEXICO ST.	01/17/19	*	13	2-3	.667	0-1	.000	0-0	.000	2	2	4	1.3	0	0	0	0	0	4	2.3
Totals			2	114	15-33	.455	3-14	.214	.600	10	10	20	1.3	12	2	6	0	2	36	2.3

Games played: 16
Minutes/game: 7.1
Points/game: 2.3
FG Pct: 45.5
3FG Pct: 21.4
FT Pct: 60.0

Rebounds/game: 1.3
Assists/game: 0.1
Turnovers/game: 0.4
Assist/turnover ratio: 0.3
Steals/game: 0.1

CAREER STATS

Year	GP-GS	Min/Avg	Total		3-Point		FT-FTA	Pct	Off-Def	Tot	Avg	PF-FO	Ast	TO	Blk	Stl	Pts/Avg
			FG-FGA	Pct	FG-FGA	Pct											
2018-19	16-2	114/7.1	15-33	.455	3-14	.214	3-5	.600	10-10	20	1.3	12-0	2	6	0	2	36/2.3
TOTAL	16-2	114/7.1	15-33	.455	3-14	.214	3-5	.600	10-10	20	1.3	12-0	2	6	0	2	36/2.3

SINGLE-GAME HIGHS

Points: 12, Northwest (WA) -- 11/28/18
Rebounds: 4, New Mexico St. -- 01/17/19
Assists: 1, at CSU Bakersfield -- 01/03/19 ; Puget Sound -- 11/08/18
Steals: 1, at Grand Canyon -- 01/05/19 ; Bryant -- 11/11/18
FG made: 5, Northwest (WA) -- 11/28/18
FG attempts: 6, at CSU Bakersfield -- 01/03/19
3FG made: 2, Northwest (WA) -- 11/28/18
3FG attempts: 3, at CSU Bakersfield -- 01/03/19
FT made: 2, at Utah Valley -- 01/12/19
FT attempts: 2, at Utah Valley -- 01/12/19 ; Puget Sound -- 11/08/18



#23 Brown, Terrell

Opponent	Date	gs	min	Total		3-Pointers		Free throws		Rebounds				pf	a	t/o	blk	stl	pts	avg	
				fg-fga	pct	3fg-fga	pct	ft-fa	pct	off	def	tot	avg								
at Stanford	11/06/18	*	24	6-15	.400	0-1	.000	4-6	.667	3	3	6	6.0	1	4	2	0	0	16	16.0	
PUGET SOUND	11/08/18		21	3-4	.750	0-0	.000	2-4	.500	0	4	4	5.0	3	3	3	0	1	8	12.0	
BRYANT	11/11/18		22	5-6	.833	0-0	.000	2-4	.500	1	2	3	4.3	5	3	0	0	2	12	12.0	
WASHINGTON ST.	11/14/18		33	6-9	.667	0-1	.000	9-11	.818	2	6	8	5.3	4	3	3	0	3	21	14.3	
SOUTHERN UTAH	11/18/18		32	2-10	.200	1-1	1.000	0-0	.000	1	6	7	5.6	4	9	1	2	0	5	12.4	
DENVER	11/23/18	*	37	3-11	.273	0-0	.000	2-5	.400	4	7	11	6.5	1	10	0	0	1	8	11.7	
FAIRFIELD	11/24/18	*	33	2-6	.333	0-0	.000	4-8	.500	1	4	5	6.3	2	5	0	0	1	8	11.1	
LONGWOOD	11/25/18	*	28	1-4	.250	0-1	.000	0-0	.000	2	0	2	5.8	4	5	2	0	2	2	10.0	
NORTHWEST (WA)	11/28/18	*	33	10-13	.769	0-1	.000	6-7	.857	2	12	14	6.7	1	6	1	0	2	26	11.8	
EASTERN WASH.	12/01/18	*	32	2-7	.286	0-1	.000	0-0	.000	0	7	7	6.7	2	9	2	0	1	4	11.0	
OMAHA	12/06/18	*	33	5-9	.556	0-0	.000	2-4	.500	1	10	11	7.1	4	5	2	1	0	12	11.1	
at Washington	12/09/18	*	37	2-9	.222	0-0	.000	1-2	.500	2	4	6	7.0	3	9	3	1	1	5	10.6	
at Portland	12/17/18	*	34	7-10	.700	0-0	.000	3-4	.750	2	9	11	7.3	2	1	5	0	1	17	11.1	
PRAIRIE VIEW	12/20/18	*	17	2-2	1.000	0-0	.000	4-4	1.000	1	2	3	7.0	1	5	3	0	0	8	10.9	
at California	12/29/18	*	36	4-10	.400	0-1	.000	2-3	.667	2	4	6	6.9	5	3	0	0	2	10	10.8	
at CSU Bakersfield	01/03/19	*	36	6-14	.429	1-4	.250	5-6	.833	1	9	10	7.1	1	5	2	0	1	18	11.3	
at Grand Canyon	01/05/19	*	35	5-16	.313	0-0	.000	2-4	.500	0	6	6	7.1	4	3	3	0	0	12	11.3	
at Utah Valley	01/12/19	*	35	6-16	.375	1-2	.500	3-4	.750	1	1	2	6.8	2	4	2	0	4	16	11.6	
NEW MEXICO ST.	01/17/19		21	1-5	.200	0-0	.000	1-2	.500	1	5	6	6.7	3	1	1	0	1	3	11.1	
Totals			14	579	78-176	.443	3-13	.231	52-78	.667	27	101	128	6.7	52	93	35	4	23	211	11.1

Games played: 19
 Minutes/game: 30.5
 Points/game: 11.1
 FG Pct: 44.3
 3FG Pct: 23.1
 FT Pct: 66.7

Rebounds/game: 6.7
 Assists/game: 4.9
 Turnovers/game: 1.8
 Assist/turnover ratio: 2.7
 Steals/game: 1.2
 Blocks/game: 0.2

CAREER STATS

			Total		3-Point		Rebounds										
Year	GP-GS	Min/Avg	FG-FGA	Pct	FG-FGA	Pct	FT-FTA	Pct	Off-Def	Tot	Avg	PF-FO	Ast	TO	Blk	Stl	Pts/Avg
2018-19	19-14	579/30.5	78-176	.443	3-13	.231	52-78	.667	27-101	128	6.7	52-2	93	35	4	23	211/11.1
TOTAL	19-14	579/30.5	78-176	.443	3-13	.231	52-78	.667	27-101	128	6.7	52-2	93	35	4	23	211/11.1

SINGLE-GAME HIGHS

Points: 26, Northwest (WA) -- 11/28/18
 Rebounds: 14, Northwest (WA) -- 11/28/18
 Assists: 10, Denver -- 11/23/18
 Steals: 4, at Utah Valley -- 01/12/19
 Blocks: 2, Southern Utah -- 11/18/18
 FG made: 10, Northwest (WA) -- 11/28/18
 FG attempts: 16, at Grand Canyon -- 01/05/19 ; at Utah Valley -- 01/12/19
 3FG made: 1, at CSU Bakersfield -- 01/03/19 ; at Utah Valley -- 01/12/19 ; Southern Utah -- 11/18/18
 3FG attempts: 4, at CSU Bakersfield -- 01/03/19
 FT made: 9, Washington St. -- 11/14/18
 FT attempts: 11, Washington St. -- 11/14/18



#24 Jones, Delante

Opponent	Date	gs	min	Total		3-Pointers		Free throws		Rebounds				pf	a	t/o	blk	stl	pts	avg	
				fg-fga	pct	3fg-fga	pct	ft-fga	pct	off	def	tot	avg								
at Stanford	11/06/18	*	22	1-9	.111	0-3	.000	0-0	.000	0	1	1	1.0	2	0	1	0	0	2	2.0	
PUGET SOUND	11/08/18	*	26	4-6	.667	1-2	.500	0-0	.000	0	2	2	1.5	2	1	0	0	0	9	5.5	
BRYANT	11/11/18	*	26	3-13	.231	1-7	.143	1-2	.500	3	4	7	3.3	1	0	2	0	1	8	6.3	
WASHINGTON ST.	11/14/18	*	36	7-15	.467	0-4	.000	1-2	.500	2	3	5	3.8	1	2	6	0	1	15	8.5	
SOUTHERN UTAH	11/18/18	*	31	6-13	.462	2-6	.333	2-2	1.000	0	1	1	3.2	2	0	5	0	1	16	10.0	
DENVER	11/23/18	*	28	4-7	.571	2-5	.400	1-3	.333	0	4	4	3.3	2	2	1	0	0	11	10.2	
FAIRFIELD	11/24/18	*	30	7-9	.778	1-2	.500	2-3	.667	0	3	3	3.3	2	3	4	0	0	17	11.1	
LONGWOOD	11/25/18	*	30	2-13	.154	2-7	.286	1-2	.500	2	0	2	3.1	1	4	1	0	0	7	10.6	
EASTERN WASH.	12/01/18	*	30	8-14	.571	2-5	.400	1-1	1.000	3	3	6	3.4	3	2	2	1	0	19	11.6	
OMAHA	12/06/18	*	37	9-14	.643	4-7	.571	4-5	.800	0	2	2	3.3	1	2	1	3	0	26	13.0	
at Washington	12/09/18	*	37	3-11	.273	2-5	.400	2-2	1.000	2	2	4	3.4	1	1	1	0	1	10	12.7	
at Portland	12/17/18	*	35	2-11	.182	1-3	.333	0-0	.000	1	5	6	3.6	3	0	2	1	0	5	12.1	
PRAIRIE VIEW	12/20/18	*	19	1-4	.250	1-3	.333	4-4	1.000	0	2	2	3.5	3	2	1	0	0	7	11.7	
at California	12/29/18	*	40	5-13	.385	2-3	.667	4-4	1.000	0	4	4	3.5	2	2	2	0	1	16	12.0	
at CSU Bakersfield	01/03/19	*	30	5-10	.500	4-7	.571	4-4	1.000	1	0	1	3.3	1	0	3	0	1	18	12.4	
at Grand Canyon	01/05/19	*	30	4-8	.500	2-3	.667	5-7	.714	1	2	3	3.3	3	0	3	0	1	15	12.6	
at Utah Valley	01/12/19	*	29	6-10	.600	3-5	.600	1-2	.500	0	3	3	3.3	4	1	5	0	1	16	12.8	
NEW MEXICO ST.	01/17/19	*	35	8-17	.471	2-4	.500	0-2	.000	1	1	2	3.2	2	1	3	0	1	18	13.1	
Totals			18	551	85-197	.431	32-81	.395	33-45	.733	16	42	58	3.2	36	23	43	5	9	235	13.1

Games played: 18
Minutes/game: 30.6
Points/game: 13.1
FG Pct: 43.1
3FG Pct: 39.5
FT Pct: 73.3

Rebounds/game: 3.2
Assists/game: 1.3
Turnovers/game: 2.4
Assist/turnover ratio: 0.5
Steals/game: 0.5
Blocks/game: 0.3

CAREER STATS

Year	GP-GS	Min/Avg	Total		3-Point		FT-FTA	Pct	Off-Def	Tot	Avg	PF-FO	Ast	TO	Blk	Stl	Pts/Avg
			FG-FGA	Pct	FG-FGA	Pct											
2015-16*	30-25	997/33.2	116-272	.426	39-106	.368	90-129	.698	26-81	107	3.6	82-0	54	79	6	22	361/12.0
2016-17*	30-30	949/31.6	121-298	.406	39-115	.339	63-92	.685	28-74	102	3.4	89-5	53	94	7	22	344/11.5
2018-19	18-18	551/30.6	85-197	.431	32-81	.395	33-45	.733	16-42	58	3.2	36-0	23	43	5	9	235/13.1
TOTAL	18-18	551/30.6	85-197	.431	32-81	.395	33-45	.733	16-42	58	3.2	36-0	23	43	5	9	235/13.1
All*	78-73	2497/32.0	322-767	.420	110-302	.364	186-266	.699	70-197	267	3.4	207-5	130	216	18	53	940/12.1

* Statistics from prior team/school

SINGLE-GAME HIGHS

Points: 26, Omaha -- 12/06/18
Rebounds: 7, Bryant -- 11/11/18
Assists: 4, Longwood -- 11/25/18
Steals: 1, 9 times
Blocks: 3, Omaha -- 12/06/18
FG made: 9, Omaha -- 12/06/18
FG attempts: 17, New Mexico St. -- 01/17/19
3FG made: 4, at CSU Bakersfield -- 01/03/19 ; Omaha -- 12/06/18
3FG attempts: 7, 4 times
FT made: 5, at Grand Canyon -- 01/05/19
FT attempts: 7, at Grand Canyon -- 01/05/19



#25 Hundal, Anand

Opponent	Date	gs	min	Total		3-Pointers		Free throws		Rebounds				pf	a	t/o	blk	stl	pts	avg
				fg-fga	pct	3fg-fga	pct	ft-fga	pct	off	def	tot	avg							
at Stanford	11/06/18		13	5-6	.833	3-4	.750	0-0	.000	2	1	3	3.0	2	0	0	0	0	13	13.0
PUGET SOUND	11/08/18		7	2-3	.667	0-0	.000	0-1	.000	2	1	3	3.0	1	0	0	0	0	4	8.5
BRYANT	11/11/18		3	1-1	1.000	0-0	.000	0-0	.000	1	0	1	2.3	2	0	0	0	0	2	6.3
WASHINGTON ST.	11/14/18		4	0-1	.000	0-1	.000	0-0	.000	0	0	0	1.8	0	0	0	1	1	0	4.8
SOUTHERN UTAH	11/18/18		4	0-0	.000	0-0	.000	0-0	.000	0	1	1	1.6	0	0	0	0	0	0	3.8
DENVER	11/23/18		5	1-1	1.000	0-0	.000	0-0	.000	1	4	5	2.2	2	0	0	0	0	2	3.5
FAIRFIELD	11/24/18		2	0-0	.000	0-0	.000	0-0	.000	0	1	1	2.0	3	0	0	0	0	0	3.0
LONGWOOD	11/25/18		2	0-0	.000	0-0	.000	0-0	.000	1	1	2	2.0	0	0	0	1	0	0	2.6
NORTHWEST (WA)	11/28/18		3	0-1	.000	0-1	.000	0-0	.000	0	0	0	1.8	0	0	0	1	0	0	2.3
PRAIRIE VIEW	12/20/18		7	0-2	.000	0-1	.000	0-0	.000	1	0	1	1.7	1	0	1	0	0	0	2.1
at CSU Bakersfield	01/03/19		1	0-0	.000	0-0	.000	0-0	.000	0	0	0	1.5	0	0	0	0	0	0	1.9
NEW MEXICO ST.	01/17/19		6	1-2	.500	0-1	.000	0-0	.000	1	1	2	1.6	2	0	0	2	0	2	1.9
Totals		0	57	10-17	.588	3-8	.375	0-1	.000	9	10	19	1.6	13	0	1	5	1	23	1.9

Games played: 12

Minutes/game: 4.8

Points/game: 1.9

FG Pct: 58.8

3FG Pct: 37.5

FT Pct: 0.0

Rebounds/game: 1.6

Turnovers/game: 0.1

Steals/game: 0.1

Blocks/game: 0.4

CAREER STATS

			Total		3-Point		Rebounds										
Year	GP-GS	Min/Avg	FG-FGA	Pct	FG-FGA	Pct	FT-FTA	Pct	Off-Def	Tot	Avg	PF-FO	Ast	TO	Blk	Stl	Pts/Avg
2018-19	12-0	57/4.8	10-17	.588	3-8	.375	0-1	.000	9-10	19	1.6	13-0	0	1	5	1	23/1.9
TOTAL	12-0	57/4.8	10-17	.588	3-8	.375	0-1	.000	9-10	19	1.6	13-0	0	1	5	1	23/1.9

SINGLE-GAME HIGHS

Points: 13, at Stanford -- 11/06/18

Rebounds: 5, Denver -- 11/23/18

Steals: 1, Washington St. -- 11/14/18

Blocks: 2, New Mexico St. -- 01/17/19

FG made: 5, at Stanford -- 11/06/18

FG attempts: 6, at Stanford -- 11/06/18

3FG made: 3, at Stanford -- 11/06/18

3FG attempts: 4, at Stanford -- 11/06/18

FT attempts: 1, Puget Sound -- 11/08/18



#35 Grigsby, Riley

Opponent	Date	gs	min	Total		3-Pointers		Free throws		Rebounds				pf	a	t/o	blk	stl	pts	avg
				fg-fga	pct	3fg-fga	pct	ft-fga	pct	off	def	tot	avg							
at Stanford	11/06/18		8	1-4	.250	0-2	.000	0-0	.000	1	0	1	1.0	4	0	0	0	1	2	2.0
PUGET SOUND	11/08/18		13	0-3	.000	0-1	.000	3-4	.750	0	0	0	0.5	0	0	0	1	0	3	2.5
BRYANT	11/11/18	*	14	0-1	.000	0-1	.000	0-0	.000	0	2	2	1.0	3	1	1	0	0	0	1.7
WASHINGTON ST.	11/14/18	*	17	1-2	.500	0-1	.000	3-4	.750	0	4	4	1.8	4	1	1	2	0	5	2.5
SOUTHERN UTAH	11/18/18	*	16	0-1	.000	0-0	.000	0-0	.000	0	1	1	1.6	3	0	0	0	0	0	2.0
DENVER	11/23/18		16	2-5	.400	0-0	.000	2-2	1.000	1	4	5	2.2	1	0	0	2	0	6	2.7
FAIRFIELD	11/24/18		13	3-4	.750	0-0	.000	1-3	.333	2	4	6	2.7	3	0	0	0	0	7	3.3
LONGWOOD	11/25/18		9	1-1	1.000	0-0	.000	0-0	.000	0	1	1	2.5	4	0	0	0	0	2	3.1
NORTHWEST (WA)	11/28/18		10	2-3	.667	0-0	.000	1-2	.500	2	3	5	2.8	3	1	1	2	0	5	3.3
EASTERN WASH.	12/01/18		14	1-1	1.000	0-0	.000	0-0	.000	0	1	1	2.6	3	0	0	0	1	2	3.2
OMAHA	12/06/18		24	5-6	.833	0-1	.000	1-2	.500	1	3	4	2.7	1	0	0	3	0	11	3.9
at Washington	12/09/18		13	1-2	.500	0-0	.000	0-0	.000	0	0	0	2.5	2	1	0	1	0	2	3.8
at Portland	12/17/18		16	1-4	.250	0-1	.000	0-0	.000	1	0	1	2.4	2	0	2	0	0	2	3.6
PRAIRIE VIEW	12/20/18		10	2-2	1.000	0-0	.000	3-3	1.000	2	1	3	2.4	3	1	0	2	0	7	3.9
at California	12/29/18		4	0-0	.000	0-0	.000	0-0	.000	0	1	1	2.3	3	0	0	0	0	0	3.6
at CSU Bakersfield	01/03/19		13	0-1	.000	0-1	.000	0-0	.000	0	3	3	2.4	1	1	1	1	0	0	3.4
at Grand Canyon	01/05/19		7	1-2	.500	0-0	.000	4-4	1.000	1	1	2	2.4	1	0	0	0	0	6	3.5
at Utah Valley	01/12/19	*	14	1-2	.500	0-0	.000	0-0	.000	1	0	1	2.3	5	0	0	0	0	2	3.4
NEW MEXICO ST.	01/17/19		25	1-4	.250	0-1	.000	2-2	1.000	0	4	4	2.4	5	0	1	0	1	4	3.5
Totals		4	256	23-48	.479	0-9	.000	20-26	.769	12	33	45	2.4	51	6	7	14	3	66	3.5

Games played: 19
 Minutes/game: 13.5
 Points/game: 3.5
 FG Pct: 47.9
 3FG Pct: 0.0
 FT Pct: 76.9

Rebounds/game: 2.4
 Assists/game: 0.3
 Turnovers/game: 0.4
 Assist/turnover ratio: 0.9
 Steals/game: 0.2
 Blocks/game: 0.7

CAREER STATS

		Total			3-Point			Rebounds									
Year	GP-GS	Min/Avg	FG-FGA	Pct	FG-FGA	Pct	FT-FTA	Pct	Off-Def	Tot	Avg	PF-FO	Ast	TO	Blk	Stl	Pts/Avg
2018-19	19-4	256/13.5	23-48	.479	0-9	.000	20-26	.769	12-33	45	2.4	51-2	6	7	14	3	66/3.5
TOTAL	19-4	256/13.5	23-48	.479	0-9	.000	20-26	.769	12-33	45	2.4	51-2	6	7	14	3	66/3.5

SINGLE-GAME HIGHS

Points: 11, Omaha -- 12/06/18
 Rebounds: 6, Fairfield -- 11/24/18
 Assists: 1, 6 times
 Steals: 1, New Mexico St. -- 01/17/19 ; at Stanford -- 11/06/18 ; Eastern Wash. -- 12/01/18
 Blocks: 3, Omaha -- 12/06/18
 FG made: 5, Omaha -- 12/06/18
 FG attempts: 6, Omaha -- 12/06/18
 3FG attempts: 2, at Stanford -- 11/06/18
 FT made: 4, at Grand Canyon -- 01/05/19
 FT attempts: 4, at Grand Canyon -- 01/05/19 ; Puget Sound -- 11/08/18 ; Washington St. -- 11/14/18



#41 Wall, Joe

Opponent	Date	gs	min	Total		3-Pointers		Free throws		Rebounds				pf	a	t/o	blk	stl	pts	avg
				fg-fga	pct	3fg-fga	pct	ft-fga	pct	off	def	tot	avg							
at Stanford	11/06/18		1	1-1	1.000	1-1	1.000	0-0	.000	0	0	0	0.0	0	0	0	0	0	3	3.0
PUGET SOUND	11/08/18		2	0-1	.000	0-1	.000	0-0	.000	0	0	0	0.0	1	0	0	0	0	0	1.5
BRYANT	11/11/18		1	0-0	.000	0-0	.000	0-0	.000	0	0	0	0.0	0	0	0	0	0	0	1.0
LONGWOOD	11/25/18		2	0-1	.000	0-1	.000	0-0	.000	0	0	0	0.0	0	0	0	0	0	0	0.8
NORTHWEST (WA)	11/28/18		1	0-0	.000	0-0	.000	0-0	.000	0	0	0	0.0	0	0	0	0	0	0	0.6
PRAIRIE VIEW	12/20/18		3	1-2	.500	0-1	.000	0-0	.000	1	0	1	0.2	0	0	0	0	0	2	0.8
Totals		0	10	2-5	.400	1-4	.250	0-0	.000	1	0	1	0.2	1	0	0	0	0	5	0.8

Games played: 6

Rebounds/game: 0.2

Minutes/game: 1.7

Points/game: 0.8

FG Pct: 40.0

3FG Pct: 25.0

CAREER STATS

Year	GP-GS	Min/Avg	Total		3-Point		FT-FTA	Pct	Off-Def	Tot	Avg	PF-FO	Ast	TO	Blk	Stl	Pts/Avg
			FG-FGA	Pct	FG-FGA	Pct											
2018-19	6-0	10/1.7	2-5	.400	1-4	.250	0-0	.000	1-0	1	0.2	1-0	0	0	0	0	5/0.8
TOTAL	6-0	10/1.7	2-5	.400	1-4	.250	0-0	.000	1-0	1	0.2	1-0	0	0	0	0	5/0.8

SINGLE-GAME HIGHS

Points: 3, at Stanford -- 11/06/18

Rebounds: 1, Prairie View -- 12/20/18

FG made: 1, at Stanford -- 11/06/18 ; Prairie View -- 12/20/18

FG attempts: 2, Prairie View -- 12/20/18

3FG made: 1, at Stanford -- 11/06/18

3FG attempts: 1, 4 times



2018-19 BOX SCORES

Official Basketball Box Score -- Game Totals -- Final Statistics Seattle U vs Stanford 11/06/18 7:00 pm at Stanford, CA (Maples Pavilion)

Seattle U 74 • 0-1

#	Player	Total		3-Ptr		Rebounds			PF	TP	A	TO	Blk	Stl	Min
		FG-FGA	FG-FGA	FT-FTA	Off Def Tot	PF	TP	A TO Blk Stl							
01	Carter, Myles	f	2-5	0-1	2-5	1	2	3	5	6	0	2	1	0	18
05	Kavas, Matej	g	4-7	1-3	4-6	1	3	4	3	13	0	2	0	0	34
13	Means, Morgan	g	5-7	0-1	0-0	0	1	1	2	11	2	2	0	0	31
23	Brown, Terrell	g	6-15	0-1	4-6	3	3	6	1	16	4	2	0	0	24
24	Jones, Delante	g	1-9	0-3	0-0	0	1	1	2	2	0	1	0	0	22
00	McDowell, Dashawn	g	2-7	0-0	0-0	1	2	3	4	4	0	0	0	1	19
02	Burke, Ian	g	0-0	0-0	1-2	1	0	1	0	1	0	0	0	0	3
10	Nettles, Aaron	g	0-1	0-1	0-0	0	0	0	2	0	0	1	0	0	9
11	Economou, Rip	g	1-2	0-1	0-0	0	0	0	0	2	0	0	0	0	5
12	Da Campo, Mattia	g	0-0	0-0	1-2	1	2	3	0	1	1	0	0	0	4
14	Vail, Matt	g	0-0	0-0	0-0	0	0	0	0	0	0	0	0	0	1
15	Hopkins, Trey	g	0-0	0-0	0-0	0	0	0	0	0	0	0	0	0	6
25	Hundal, Anand	g	5-6	3-4	0-0	2	1	3	2	13	0	0	0	0	13
35	Grigsby, Riley	g	1-4	0-2	0-0	1	0	1	4	2	0	0	0	1	8
41	Wall, Joe	g	1-1	1-1	0-0	0	0	0	0	3	0	0	0	0	1
Team					1	3	4				1				
Totals			28-64	6-18	12-21	12	18	30	25	74	7	11	1	2	198
FG % 1st Half: 14-28		50.0%	2nd half: 14-36		38.9%	Game: 28-64		43.8%	Deadball		Rebounds		2,1		
3FG % 1st Half: 4-7		57.1%	2nd half: 2-11		18.2%	Game: 6-18		33.3%							
FT % 1st Half: 4-6		66.7%	2nd half: 8-15		53.3%	Game: 12-21		57.1%							

Stanford 96 • 2-0

#	Player	Total		3-Ptr		Rebounds			PF	TP	A	TO	Blk	Stl	Min
		FG-FGA	FG-FGA	FT-FTA	Off Def Tot	PF	TP	A TO Blk Stl							
00	KZ Okpala	f	8-12	2-2	11-13	1	9	10	2	29	5	3	3	1	36
13	Oscar Da Silva	f	2-3	0-1	0-0	1	5	6	3	4	2	3	1	1	21
20	Josh Sharma	c	3-7	0-0	2-2	1	4	5	3	8	1	1	1	0	13
01	Daejon Davis	g	4-7	1-1	6-7	0	0	0	4	15	2	2	0	0	21
23	Cornac Ryan	g	5-8	5-6	1-1	3	4	2	16	1	1	0	2	3	31
04	Isaac White	g	0-1	0-1	2-2	0	0	0	1	2	0	1	0	0	6
11	Jaiden Delaire	g	3-7	2-3	0-0	0	5	5	8	0	2	0	1	0	25
14	Marcus Sheffield	g	2-5	1-1	5-6	1	0	1	1	10	1	0	0	0	20
15	Rodney Herenton	g	0-0	0-0	0-0	0	0	0	0	0	0	0	0	0	3
32	Lukas Kisunas	g	1-3	0-0	0-0	1	0	1	2	2	0	0	0	0	5
33	Trevor Stanback	g	1-3	0-0	0-2	1	2	3	0	2	0	0	0	0	17
Team					3	0	3								
Totals			29-56	11-15	27-33	10	28	38	23	96	12	13	6	4	200
FG % 1st Half: 11-26		42.3%	2nd half: 18-30		60.0%	Game: 29-56		51.8%	Deadball		Rebounds		4,1		
3FG % 1st Half: 3-4		75.0%	2nd half: 8-11		72.7%	Game: 11-15		73.3%							
FT % 1st Half: 15-21		71.4%	2nd half: 12-12		100.0%	Game: 27-33		81.8%							

Officials: Randy McCall, Glen Mayberry, Chad Shepherd
Technical fouls: Seattle U-None. Stanford-None.
Attendance: 3365
2018-19 Men's Basketball. Round: 0. Seattle U vs Stanford. Played at .

Score by periods	1st	2nd	Total
Seattle U	36	38	74
Stanford	40	56	96

Official Basketball Box Score -- Game Totals -- Final Statistics Bryant vs Seattle U 11/11/18 7:00 pm at Kent, WA (accesso ShoWare Center)

Bryant 59 • 0-2

#	Player	Total		3-Ptr		Rebounds			PF	TP	A	TO	Blk	Stl	Min
		FG-FGA	FG-FGA	FT-FTA	Off Def Tot	PF	TP	A TO Blk Stl							
01	Juan Cardenas	f	0-3	0-1	1-2	0	4	4	3	1	0	0	1	1	20
25	Patrick Harding	g	1-3	0-0	0-0	0	6	6	2	2	0	1	1	1	17
03	Byron Hawkins	g	5-12	2-7	7-10	0	1	1	1	19	1	1	0	1	34
11	Adam Grant	g	5-14	2-8	0-0	3	1	4	2	12	1	5	1	2	33
22	Joe Kasperzyk	g	3-6	0-2	3-3	0	0	0	5	9	1	3	1	2	19
02	Brandon Carroll	g	0-0	0-0	1-2	0	1	1	1	1	0	0	0	2	4
10	Taylor McHugh	g	1-3	1-3	0-0	1	1	2	1	3	4	1	0	0	27
13	Monty Urmilevicius	g	0-0	0-0	2-2	1	3	4	0	2	0	1	0	0	8
14	Kyle Cardaci	g	0-3	0-3	2-2	0	3	3	2	0	0	0	0	0	9
21	Tanner Johnson	g	0-2	0-2	0-0	0	0	0	1	0	0	1	0	0	11
54	Sebastian Townes	g	2-5	0-0	4-4	1	2	3	5	8	0	0	0	0	18
Team					0	0	0								
Totals			17-51	5-26	20-25	6	22	28	24	59	7	13	4	9	200
FG % 1st Half: 9-27		33.3%	2nd half: 8-24		33.3%	Game: 17-51		33.3%	Deadball		Rebounds		3,2		
3FG % 1st Half: 2-11		18.2%	2nd half: 3-15		20.0%	Game: 5-26		19.2%							
FT % 1st Half: 4-4		100.0	2nd half: 16-21		76.2%	Game: 20-25		80.0%							

Seattle U 82 • 2-1

#	Player	Total		3-Ptr		Rebounds			PF	TP	A	TO	Blk	Stl	Min
		FG-FGA	FG-FGA	FT-FTA	Off Def Tot	PF	TP	A TO Blk Stl							
01	Carter, Myles	f	10-17	1-1	4-6	6	5	11	4	25	2	3	3	0	33
05	Kavas, Matej	g	2-9	1-5	0-0	1	3	4	3	5	1	0	0	2	28
13	Means, Morgan	g	7-13	2-5	5-7	0	8	8	2	21	3	3	0	0	37
24	Jones, Delante	g	3-13	1-7	1-2	3	4	7	1	8	0	2	0	1	26
35	Grigsby, Riley	g	0-1	0-1	0-0	0	2	2	3	0	1	1	0	0	14
00	McDowell, Dashawn	g	0-0	0-0	0-0	0	1	1	0	0	0	1	0	0	6
02	Burke, Ian	g	0-0	0-0	3-4	0	1	1	2	3	0	2	0	1	4
10	Nettles, Aaron	g	2-3	2-3	0-0	0	1	1	0	6	0	0	0	1	15
11	Economou, Rip	g	0-0	0-0	0-0	0	0	0	1	0	0	0	0	0	3
12	Da Campo, Mattia	g	0-0	0-0	0-0	0	1	1	0	0	0	0	0	0	3
14	Vail, Matt	g	0-0	0-0	0-0	0	0	0	0	0	0	0	0	0	1
15	Hopkins, Trey	g	0-2	0-0	0-0	1	0	1	0	0	0	1	0	1	4
23	Brown, Terrell	g	5-6	0-0	2-4	1	2	3	5	12	3	0	0	2	22
25	Hundal, Anand	g	1-1	0-0	0-0	1	0	1	2	2	0	0	0	0	3
41	Wall, Joe	g	0-0	0-0	0-0	0	0	0	0	0	0	0	0	0	1
Team					0	0	0								
Totals			30-65	7-22	15-23	13	28	41	23	82	10	13	3	8	200
FG % 1st Half: 14-34		41.2%	2nd half: 16-31		51.6%	Game: 30-65		46.2%	Deadball		Rebounds		6,2		
3FG % 1st Half: 2-9		22.2%	2nd half: 5-13		38.5%	Game: 7-22		31.8%							
FT % 1st Half: 3-5		60.0%	2nd half: 12-18		66.7%	Game: 15-23		65.2%							

Officials: Jimmy Casas, Greg Nixon, Mark Cook
Technical fouls: Bryant-None. Seattle U-None.
Attendance: 1236
2018-19 Men's Basketball. Round: 0. Bryant vs Seattle U. Played at .

Score by periods	1st	2nd	Total
Bryant	24	35	59
Seattle U	33	49	82

Start - FG - Bryant 2nd-01:45, SU 2nd-00:47.
Largest lead - Bryant None, SU led for 36:01. Game was tied for 03:59.

Score tied - 2 times.
Lead changed - 0 times.

Official Basketball Box Score -- Game Totals -- Final Statistics Puget Sound vs Seattle U 11/08/18 7:00 pm at Seattle, WA (Redhawk Center)

Puget Sound 67

#	Player	Total			3-Ptr			Rebounds			PF	TP	A	TO	Blk	Stl	Min
		FG-FGA	FG-FGA	FT-FTA	Off	Def	Tot										
24	Zion Shepherd	f	5-11	0-0	3-4	2	1	3	2	13	0	2	2	2		22	
10	Stellan Roberts		4-12	1-3	5-6	1	7	8	4	14	2	5	0	3	3	31	
21	Jimmy Wroher	c	5-20	1-10	0-0	2	7	2	2	11	0	3	1	1	0	25	
15	Max Basile		1-5	1-2	4-4	1	5	6			0	4	0	0	0	15	
33	Gabriel Chaikin	g	4-6	0-1	5-7	1	1	2	3	13	0	1	0	1	0	23	
00	Jakhai Dillingham		0-0	0-0	2-2	0	0	0	0	2	0	0	0	0	0	5	
01	Cal Hansen		1-2	0-0	2-2	0	3	3	0	4	1	0	0	0	0	17	
05	Zach Gelacio		1-3	0-1	1-2	1	0	1	2	3	0	2	0	0	0	21	
22	Josh McMillan		0-0	0-0	0-0	0	2	2	2	0	0	0	0	0	0	7	
30	Isaiah Africano		0-0	0-0	0-0	0	1	1	5	0	0	1	0	0	0	10	
32	Griffin Webb		0-0	0-0	0-0	0	1	1	0	0	0	0	0	0	0	3	
	Team					0	0	0									
	Totals		21-59	3-17	22-27	8	21	29	24	67	3	18	2	8	8	199	
	FG % 1st Half:		10-31	32.3%	2nd half:	11-28	39.3%	Game:	21-59	35.6%						Deadball	
	3FG % 1st Half:		2-8	25.0%	2nd half:	1-9	11.1%	Game:	3-17	17.6%						Rebounds	
	FT % 1st Half:		4-4	100%	2nd half:	18-23	78.3%	Game:	22-27	81.5%						2.1	



2018-19 BOX SCORES

Official Basketball Box Score -- Game Totals -- Final Statistics Southern Utah vs Seattle U 11/18/18 2:00 pm at Seattle, WA (Redhawk Center)

Southern Utah 73 • 2-0

#	Player	Total		3-Ptr		Rebounds		PF	TP	A	TO	Blk	Stl	Min
		FG-FGA	FG-FGA	FT-FTA	Off Def Tot	PF	TP							
25	Dwayne Morgan	r	3-8	1-4	0-0	0 5 5	3 7	0 3 1	1	27				
32	Andre Adams	r	6-14	0-3	3-4	2 6 8	2 15	0 1 0	0	30				
03	Jason Richardson	g	0-5	0-0	2-3	1 1 2	1 2	1 2 0	0	16				
04	Dre Marin	g	2-4	1-2	3-4	0 1 1	1 8	2 0 0	2	37				
23	Cameron Oluyitan	g	5-10	1-3	4-4	0 2 2	0 15	1 3 1	2	34				
02	Brandon Better	g	3-7	2-2	5-5	1 1 2	1 13	0 0 0	0	13				
10	Jacob Calloway	g	0-0	0-0	1-2	0 2 2	0 1	0 0 0	0	10				
15	Harrison Butler	g	3-4	0-0	3-5	2 6 8	3 9	1 2 0	0	23				
22	Ivan Madunic	g	1-3	1-2	0-0	0 5 5	2 3	1 0 1	0	10				
Team					1 6 7									
Totals			23-55	6-16	21-27	7 35 42	13 73	6 11 3	5	200				

FG % 1st Half: 10-29 34.5% 2nd half: 13-26 50.0% Game: 23-55 41.8% Deadball Rebounds 3
3FG % 1st Half: 3-11 27.3% 2nd half: 3-5 60.0% Game: 6-16 37.5%
FT % 1st Half: 12-14 85.7% 2nd half: 9-13 69.2% Game: 21-27 77.8%

Seattle U 70 • 3-2

#	Player	Total		3-Ptr		Rebounds		PF	TP	A	TO	Blk	Stl	Min
		FG-FGA	FG-FGA	FT-FTA	Off Def Tot	PF	TP							
01	Carter, Myles	r	7-10	0-0	0-5	2 5 7	3 14	2 1 3	0	25				
05	Kavas, Matej	g	5-13	2-7	0-0	1 6 7	2 12	0 3 0	2	32				
13	Means, Morgan	g	5-15	3-7	1-1	4 3 7	5 14	2 0 0	1	39				
24	Jones, Delante	g	6-13	2-6	2-2	0 1 1	2 16	0 5 0	1	31				
35	Grigsby, Riley	g	0-1	0-0	0-0	0 1 1	3 0	0 0 0	0	16				
10	Nettles, Aaron	g	3-5	3-5	0-0	0 2 2	3 9	0 0 0	2	17				
12	Da Campo, Mattia	g	0-2	0-0	0-0	0 0 0	0 0	0 1 0	0	4				
23	Brown, Terrell	g	2-10	1-1	0-0	1 6 7	4 5	1 2 0	0	32				
25	Hundal, Anand	g	0-0	0-0	0-0	0 1 1	0 0	0 0 0	0	4				
Team					2 3 5									
Totals			28-69	11-26	3-8	10 28 38	22 70	15 11 5	6	200				

FG % 1st Half: 13-33 39.4% 2nd half: 15-36 41.7% Game: 28-69 40.6% Deadball Rebounds 1
3FG % 1st Half: 4-11 36.4% 2nd half: 7-15 46.7% Game: 11-26 42.3%
FT % 1st Half: 1-1 100.0% 2nd half: 2-7 28.6% Game: 3-8 37.5%

Officials: Frank Harvey III, Michael Irving, Verne Harris
Technical fouls: Southern Utah-None. Seattle U-None.

Attendance: 999

2018-19 Men's Basketball. Round: 0. Seattle U vs Southern Utah. Played at .

Score by periods	1st	2nd	Total
Southern Utah	35	38	73
Seattle U	31	39	70

Last FG - SUU 2nd-01:53, SU 2nd-00:02.

Score tied - 5 times.

Official Basketball Box Score -- Game Totals -- Final Statistics Fairfield vs Seattle U 11/24/18 3:00 pm at Seattle, WA (Redhawk Center)

Fairfield 80 • 1-5

#	Player	Total		3-Ptr		Rebounds		PF	TP	A	TO	Blk	Stl	Min
		FG-FGA	FG-FGA	FT-FTA	Off Def Tot	PF	TP							
13	Jonathan Kasibabu	c	2-4	0-2	3-6	1 1 2	5 7	3 1 0	1	12				
00	Neffali Alvarez	g	7-15	2-4	0-1	1 3 4	3 16	3 3 0	0	25				
02	Taj Benning	g	1-6	0-1	3-3	0 3 3	4 5	2 1 0	1	27				
24	Jesus Cruz	g	6-11	1-3	0-0	2 4 6	5 13	0 0 0	1	29				
25	Landon Taliaferro	g	4-10	4-4	0-0	0 0 0	4 12	1 1 0	0	26				
01	Felix Lemetti	g	3-6	3-5	0-1	0 1 1	4 9	1 0 0	0	1	26			
05	Aidas Kavaliauskas	g	1-1	1-1	2-2	0 0 0	2 5	1 0 0	1	16				
11	Calvin Whipple	g	0-3	0-3	0-0	1 1 2	1 0	0 0 1	0	11				
14	Matija Milin	g	1-4	0-1	2-2	1 1 2	2 4	0 0 0	0	11				
15	Wasfeth Methnani	g	2-7	0-2	5-5	0 3 3	3 9	0 0 1	1	17				
Team					0 0 0									
Totals			27-67	11-26	15-20	6 17 23	33 80	11 7 2	6	200				

FG % 1st Half: 10-34 29.4% 2nd half: 17-33 51.5% Game: 27-67 40.3% Deadball Rebounds 3,2
3FG % 1st Half: 4-17 23.5% 2nd half: 7-9 77.8% Game: 11-26 42.3%
FT % 1st Half: 7-8 87.5% 2nd half: 8-12 66.7% Game: 15-20 75.0%

Seattle U 83 • 5-2

#	Player	Total		3-Ptr		Rebounds		PF	TP	A	TO	Blk	Stl	Min
		FG-FGA	FG-FGA	FT-FTA	Off Def Tot	PF	TP							
01	Carter, Myles	r	4-5	0-0	4-7	0 5 5	5 12	0 4 4	0	25				
05	Kavas, Matej	g	6-11	3-3	5-6	1 8 9	1 20	2 0 0	0	39				
13	Means, Morgan	g	1-7	1-2	13-16	2 7 9	3 16	2 6 0	0	35				
23	Brown, Terrell	g	2-6	0-0	4-8	1 4 5	2 8	5 0 0	1	33				
24	Jones, Delante	g	7-9	1-2	2-3	0 3 3	2 17	3 4 0	0	30				
10	Nettles, Aaron	g	1-2	1-2	0-0	0 2 2	2 3	1 0 0	0	16				
12	Da Campo, Mattia	g	0-0	0-0	0-0	1 0 1	0 0	0 0 0	0	2				
15	Hopkins, Trey	g	0-1	0-1	0-0	0 1 1	0 0	0 1 0	0	5				
25	Hundal, Anand	g	0-0	0-0	0-0	1 1 2	3 0	0 0 0	0	2				
35	Grigsby, Riley	g	3-4	0-0	1-3	2 4 6	3 7	0 0 0	0	13				
Team					0 0 0									
Totals			24-45	6-10	29-43	7 35 42	21 83	13 16 4	1	200				

FG % 1st Half: 10-19 52.6% 2nd half: 14-26 53.8% Game: 24-45 53.3% Deadball Rebounds 9,1
3FG % 1st Half: 4-6 66.7% 2nd half: 2-4 50.0% Game: 6-10 60.0%
FT % 1st Half: 14-22 63.6% 2nd half: 15-21 71.4% Game: 29-43 67.4%

Officials: Marc A. Beasley, Jimmy Casas, Gregory Nixon
Technical fouls: Fairfield-None. Seattle U-None.

Attendance: 809

2018-19 Men's Basketball. Round: 0. Fairfield vs Seattle U. Played at .

Score by periods	1st	2nd	Total
Fairfield	31	49	80
Seattle U	38	45	83

Points	In Paint	Off T/O	2nd Chance	Fast Break	Bench
FU	30	15	4	9	27
SU	28	9	8	9	10

@seattleumb • #TogetherWeSoar

Official Basketball Box Score -- Game Totals -- Final Statistics Denver vs Seattle U 11/23/18 3:00 pm at Seattle, WA (Redhawk Center)

Denver 63 • 1-3

#	Player	Total		3-Ptr		Rebounds		PF	TP	A	TO	Blk	Stl	Min
		FG-FGA	FG-FGA	FT-FTA	Off Def Tot	PF	TP							
25	Ronnie Harrell Jr.	r	2-8	0-2	0-0	0 1 1	2 4	2 3 0	0	23				
30	Donoven Carlisle	r	3-4	1-1	1-2	2 6 8	1 8	1 0 1	2	31				
32	Abiola Akintola	r	1-8	0-0	0-0	3 4 7	2 2	0 0 0	0	17				
00	Ade Murkey	g	2-5	0-0	1-2	0 2 2	2 5	1 2 2	0	23				
04	Taelyr Gatlin	g	4-7	2-2	0-0	0 2 2	2 10	2 1 0	0	27				
01	David Nzekwesi	g	0-2	0-1	6-6	0 5 5	0 6	1 0 0	0	11				
03	Jase Townsend	g	4-11	3-6	0-0	0 3 3	2 11	1 3 0	0	21				
05	Elvin Rodriguez	g	3-4	0-0	2-3	1 0 1	1 8	1 0 0	0	16				
10	Joseph Lanzi	g	3-6	1-3	0-0	1 1 2	0 7	0 0 0	0	15				
12	Alperen Kurnaz	g	1-6	0-2	0-0	1 4 5	5 2	1 2 0	0	16				
Team					0 0 0									
Totals			23-61	7-17	10-13	8 28 36	17 63	10 12 4	2	200				

FG % 1st Half: 11-33 33.3% 2nd half: 12-28 42.9% Game: 23-61 37.7% Deadball Rebounds 1,1
3FG % 1st Half: 4-8 50.0% 2nd half: 3-9 33.3% Game: 7-17 41.2%
FT % 1st Half: 2-2 100.0% 2nd half: 8-11 72.7% Game: 10-13 76.9%

Seattle U 82 • 4-2

#	Player		Total			3-Ptr		Rebounds			PF	TP	A	To	Blk	Stl	Min
			FG	FGA	FG-FGA	FT	FTA	Off	Def	Tot							
01	Carter, Myles	r	4-6		0-0	1-2	0	2	2	4	9	1	2	2	0	19	
05	Kavas, Matej	g	5-13		3-9	2-2	1	6	7	0	15	0	3	0	0	31	
13	Means, Morgan	g	8-13		6-9	4-4	0	3	3	3	26	2	0	0	2	32	
23	Brown, Terrell	g	3-11	0-0	2-5	4	7	11	1	8	10	0	0	0	1	37	
24	Jones, Delante	g	4-7		2-5	1-3	0	4	4	2	11	2	1	0	0	28	
02	Burke, Ian		0-1		0-1	0-0	0	0	0	0	0	0	0	0	0	2	
10	Nettles, Aaron		1-3		1-1	0-0	0	0	0	1	3	0	0	0	0	9	
11	Economou, Rip		0-1		0-1	0-0	0	0	0	1	0	0	0	0	0	3	
12	Da Campo, Mattia		0-0		0-0	0-0	0	0	0	0	0	0	1	0	0	4	
14	Vail, Matt		0-0		0-0	0-0	0	0	0	0	0	0	0	0	0	1	
15	Hopkins, Trey		1-2		0-1	0-0	1	0	1	0	2	0	0	0	0	13	
25	Hundal, Anand		1-1		0-0	0-0	1	4	5	2	2	0	0	0	0	5	
35	Grigsby, Riley		2-5		0-0	2-2	1	4	5	1	6	0	0	2	0	16	
	Team						0	1	1								
Totals			29-63		12-27	12-18	8	31	39	15	82	15	7	4	3	200	



Official Basketball Box Score -- Game Totals -- Final Statistics

Eastern Wash. vs Seattle U

12/01/18 5:00 pm at Seattle, WA (Redhawk Center)

Eastern Wash. 68 • 1-5

Eastern Wash. SS - 1-3

## Player		Total		3-Ptr		Rebounds										Min
		FG-FGA	FG-FGA	FT-FTA	Off	Def	TP	PF	A	TO	Blk	Stl				
34	Jesse Hunt	f	9-16	3-7	5-7	2	8	10	4	26	1	2	0	1	31	
02	Ty Gibson	g	0-3	0-3	0-0	1	2	3	3	0	0	0	0	0	26	
10	Jacob Davison	g	1-5	0-3	1-1	0	2	2	1	3	1	2	0	0	21	
11	Jack Perry	g	1-6	0-4	0-0	1	6	7	0	2	2	1	0	0	36	
13	Luka Vuljic	g	7-12	0-3	4-6	0	3	3	3	18	3	2	0	0	29	
00	Tyler Kidd		1-1	0-0	0-0	0	0	0	0	1	2	0	1	0	5	
01	Austin Fadal		2-5	0-3	0-0	0	0	0	0	1	4	0	1	0	14	
20	Cody Benzel		2-4	1-3	0-0	0	0	0	0	1	5	0	0	0	15	
22	Elijah Jackson		2-2	0-0	1-4	0	2	2	3	5	1	1	1	1	13	
24	Kim Aiken Jr.		0-1	0-1	0-0	0	5	5	0	0	0	1	0	0	4	
35	Tanner Groves		1-3	1-1	0-0	1	0	1	2	3	0	1	0	0	6	
	Team					0	0	0								

Totals			26-58 5-28 11-18 5 28 33 19 68 9 11 1 2 200				
FG % 1st Half:	11-32	34.4%	2nd half:	15-26 57.7%	Game:	26-58 44.8%	
3FG % 1st Half:	2-17	11.8%	2nd half:	3-11 27.3%	Game:	5-28 17.9%	Deadball
FT % 1st Half:	1-1	100.0	2nd half:	10-17 58.8%	Game:	11-18 61.1%	Rebounds 5

Seattle U 88 • 8-2

Seattle U 88 • 8-2																	
#	Player		Total		3-Ptr		Rebounds				PF	TP	A	TO	Blk	Stl	Min
			FG-FGA	FG-FGA	FT-FTA	Off	Def	Tot									
01	Carter, Myles	f	10-15	0-0	3-9	2	6	8	2	23	0	1	1	0			30
05	Kavas, Matej	g	7-14	4-7	0-0	0	6	6	2	18	0	0	0	1			37
13	Means, Morgan	g	5-11	2-5	4-5	1	4	5	3	16	7	0	0	5	4		40
23	Brown, Terrell	g	2-7	0-1	0-0	0	7	7	2	4	9	2	0	1			32
24	Jones, Delante	g	8-14	2-5	1-1	3	3	6	3	19	2	2	1	0			30
Nettles, Aaron			2-5	1-4	1-2	0	1	1	1	6	1	0	0	2			17
35	Grigsby, Riley		1-1	0-0	0-0	0	1	1	3	2	0	0	0	1			14
Team						0	0	0									
Totals			35-67	9-22	9-17	6	28	34	16	88	19	5	2	10			200

FG % 1st Half: 16-35	45.7%	2nd half: 19-32	59.4%	Game: 35-67	52.2%	Deadball Rebounds 6,1
3FG % 1st Half: 5-11	45.5%	2nd half: 4-11	36.4%	Game: 9-22	40.9%	
FT % 1st Half: 2-7	28.6%	2nd half: 7-10	70.0%	Game: 9-17	52.9%	

Officials: Ryan Holmes,Ruben Ramos,D.G. Nelson
Technical fouls: Eastern Wash.-None. Seattle U-None.
Attendance: 999

2018-19 Men's Basketball. Round: 0. Eastern Wash. vs Seattle U. Played at .

Score by periods	1st	2nd	Total		In	Off	2nd	Fast	
				Points	Paint	T/O	Chance	Break	Bench
Eastern Wash.	25	43	68	EWU	32	5	5	3	19
Seattle U	39	49	88	CU	42	14	0	5	8

Last FG - EWU 2nd-04:24, SU 2nd-00:32.
Largest lead - EWU by 5 1st-16:18, SU by 20 2nd-11:07.
EWU led for 04:08. SU led for 34:54. Game was tied for 00:58.

Score tied - 1 time.
Lead changed - 4 times

Official Basketball Box Score -- Game Totals -- Final Statistics

Seattle U vs Washington

12/09/18 6:00 pm at Seattle, WA (Alaska Airlines Arena)

Seattle U 62 • 9-3

#	Player		Total		3-Ptr	Rebounds			PF	TP	A	TO	Blk	Stl	Min
			FG-GA	FG-GA	FT-FTA	Off	Def	Tot							
01	Carter, Myles	f	6-15	0-0	3-6	4	3	7	4	15	2	2	0	1	31
05	Kavas, Matej	g	1-7	1-4	6-7	1	6	7	3	9	0	2	0	0	34
13	Means, Morgan	g	8-16	3-7	2-2	0	2	2	4	21	3	2	0	3	40
23	Brown, Terrell	g	2-9	0-0	1-2	2	4	6	3	5	9	3	1	1	37
24	Jones, Delante	g	3-11	2-5	2-2	2	2	4	1	10	1	1	0	1	37
10	Nettles, Aaron		0-0	0-0	0-0	0	1	1	0	0	0	1	0	1	8
35	Grigsby, Riley		1-2	0-0	0-0	0	0	0	2	2	1	0	1	0	13
	Team					1	1	2							
	Totals		21-60	6-16	14-19	10	19	29	17	62	16	11	2	7	200

FG % 1st Half: 10-29 34.5%	2nd half: 11-31 35.5%	Game: 21-60 35.0%	Deadball Rebounds 3,2
3FG % 1st Half: 4-11 36.4%	2nd half: 2-5 40.0%	Game: 6-16 37.5%	
FT % 1st Half: 10-13 76.9%	2nd half: 4-6 66.7%	Game: 14-19 73.7%	

Washington 70 • 7-3

#	Player	Total		3-Ptr	Rebounds				PF	TP	A	TO	Blk	Stl	Min
		FG-FA	FG-FG	FT-FTA	Off	Def	Total								
04	Matisse Thybulle	f	2-6	0-3	2-4	1	2	3	6	3	2	3	3	27	
13	Hameir Wright		0-2	0-1	0-0	0	2	2	1	0	0	0	0	14	
15	Noah Dickerson	f	4-6	0-0	5-6	3	3	6	3	13	1	0	0	25	
01	David Crisp	g	4-12	1-4	2-2	1	3	4	2	11	1	2	0	26	
05	Jaylen Nowell	g	7-13	1-2	3-4	2	7	9	2	18	3	5	1	36	
00	Jamal Bey		1-1	0-0	0-1	0	1	1	0	2	1	1	0	36	
11	Nahziah Carter		2-5	1-1	0-0	0	1	1	5	0	3	0	1	17	
22	Dominic Green		4-7	3-6	0-0	0	7	7	1	11	0	2	1	26	
33	Sam Timmins		2-3	0-0	0-0	1	2	3	2	4	0	1	1	0	
	Team					3	1	4							
	Totals		26-55	6-17	12-17	11	29	40	15	70	9	16	6	8	200

FG % 1st Half: 16-28	57.1%	2nd half: 10-27	37.0%	Game: 26-55	47.3%	Deadball Rebounds 2,2
3FG % 1st Half: 6-9	66.7%	2nd half: 0-8	0.0%	Game: 6-17	35.3%	
FT % 1st Half: 3-6	50.0%	2nd half: 9-11	81.8%	Game: 12-17	70.6%	

Officials: Chris Rastatter,Randy McCall,Michael Irving
Technical fouls: Seattle U-None. Washington-TEAM.
Attendance: 6688

Score by periods	1st	2nd	Total
Seattle U	34	28	62
Washington	41	29	70

Last FG - SU 2nd-01:24, UW 2nd-01:03. Score tied - 3 times.

Last FG - SU 2nd-01:24, UW 2nd-01:03.
Largest lead - SU by 5 1st-18:15, UW by 20 2nd-13:21.
SU led for 02:04, UW led for 34:22, Game was tied for 03:29

Score tied - 3 times.
Lead changed - 1 time.



2018-19 BOX SCORES

Official Basketball Box Score -- Game Totals -- Final Statistics Seattle U vs Portland 12/17/18 7:00 pm at Portland, OR (Chiles Center)

Seattle U 67 • 10-3

#	Player	Total		3-Ptr		Rebounds			PF	TP	A	TO	Blk	Stl	Min
		FG-FGA	FG-FGA	FT-FTA	FT-FTA	Off	Def	Tot							
12	Carter, Myles	f	3-5	0-0	5-7	4	8	12	4	11	0	1	2	2	30
05	Kavas, Matej	g	4-9	2-4	1-4	0	5	5	2	11	0	2	1	0	35
13	Means, Morgan	g	4-10	1-4	7-10	0	6	6	4	16	3	4	0	0	35
23	Brown, Terrell	g	7-10	0-0	3-4	2	9	11	2	17	1	5	0	1	34
24	Jones, Delante	g	2-11	1-3	0-0	1	5	6	3	5	0	2	1	0	35
10	Nettles, Aaron	g	1-2	1-2	2-2	0	0	0	2	5	0	0	0	0	15
12	Da Campo, Mattia	g	0-0	0-0	0-0	0	0	0	0	0	0	0	0	0	0+
15	Hopkins, Trey	g	0-0	0-0	0-0	0	0	0	0	0	0	0	0	0	0+
35	Grigsby, Riley	g	1-4	0-1	0-0	1	0	1	2	2	0	2	0	0	16
Team						2	0	2							
Totals			22-51	5-14	18-27	10	33	43	19	67	4	16	4	3	200

FG % 1st Half: 15-27 55.6% 2nd half: 7-24 29.2% Game: 22-51 43.1% Deadball Rebounds 6
3FG % 1st Half: 4-7 57.1% 2nd half: 1-7 14.3% Game: 5-14 35.7%
FT % 1st Half: 5-10 50.0% 2nd half: 13-17 76.5% Game: 18-27 66.7%

Portland 56 • 6-7

#	Player	Total		3-Ptr		Rebounds			PF	TP	A	TO	Blk	Stl	Min
		FG-FGA	FG-FGA	FT-FTA	FT-FTA	Off	Def	Tot							
12	Theo Akwuba	c	0-2	0-0	0-2	1	0	1	3	0	0	0	1	0	9
02	JoJo Walker	g	5-13	1-4	2-4	1	3	4	3	13	2	2	0	5	34
10	Marcus Shaver Jr.	g	4-16	3-7	0-0	0	1	1	5	11	1	3	0	1	31
11	Josh McSwiggan	g	5-12	2-6	2-2	1	4	5	2	14	2	3	0	0	35
13	Franklin Porter	g	1-6	0-2	0	0	5	5	4	2	3	2	1	0	38
01	Malcolm Porter	g	0-1	0-0	1-2	0	0	0	0	1	0	0	0	0	5
14	Tahirou Diabate	g	2-3	0-0	0-3	1	3	4	2	4	0	2	2	0	19
32	Hugh Hogland	g	1-1	0-0	2-6	5	1	6	2	4	0	2	1	0	10
33	Jacob Tryon	g	2-3	0-0	0-0	2	2	4	0	4	1	1	0	0	9
55	Xavier Hallinan	g	1-1	1-1	0-0	0	0	0	0	3	1	0	0	0	10
Team						2	2	4							
Totals			21-58	7-20	7-19	13	21	34	21	56	10	15	5	6	200

FG % 1st Half: 8-25 32.0% 2nd half: 13-33 39.4% Game: 21-58 36.2% Deadball Rebounds 3,1
3FG % 1st Half: 4-9 44.4% 2nd half: 3-11 27.3% Game: 7-20 35.0%
FT % 1st Half: 2-6 33.3% 2nd half: 5-13 38.5% Game: 7-19 36.8%

Officials: Levon Zakarian, Mike Scyphers, Eric Curry
Technical fouls: Seattle U-None. Portland-Tahirou Diabate.
Attendance: 1553
2018-19 Men's Basketball. Round: 0. Portland vs Seattle U. Played at .

Score by periods				Points			
	1st	2nd	Total	SU	UP	In Paint	Off T/O
Seattle U	39	28	67	26	13	12	8
Portland	22	34	56	22	10	16	9

Last FG - SU 2nd-01:45, UP 2nd-00:47.
Largest lead - SU by 21 2nd-02:48, UP None.
SU led for 39:16. UP led for 00:00. Game was tied for 00:44.
Score tied - 0 times.
Lead changed - 0 times.

Official Basketball Box Score -- Game Totals -- Final Statistics Seattle U vs California 12/29/18 5:00 pm at Berkeley, CA (Haas Pavilion)

Seattle U 82 • 12-3

#	Player	Total		3-Ptr		Rebounds			PF	TP	A	TO	Blk	Stl	Min
		FG-FGA	FG-FGA	FT-FTA	FT-FTA	Off	Def	Tot							
01	Carter, Myles	f	11-18	0-0	4-7	4	9	13	4	26	0	3	1	0	40
12	Da Campo, Mattia	g	0-0	0-0	0-0	1	1	2	5	0	0	1	0	2	27
13	Means, Morgan	g	4-12	0-3	16-16	2	4	6	4	24	3	4	0	1	40
23	Brown, Terrell	g	4-10	0-1	2-3	2	4	6	5	10	3	0	0	2	36
24	Jones, Delante	g	5-13	2-3	4-4	0	4	4	2	16	2	2	0	1	40
10	Nettles, Aaron	g	0-0	0-0	4-6	0	0	0	3	4	0	0	0	0	7
15	Hopkins, Trey	g	1-2	0-1	0-0	1	1	2	2	2	0	1	0	0	6
35	Grigsby, Riley	g	0-0	0-0	0-0	0	1	1	3	0	0	0	0	0	4
Team						4	0	4							
Totals			25-55	2-8	30-36	14	24	38	28	82	8	11	1	6	200

FG % 1st Half: 15-26 57.7% 2nd half: 10-29 34.5% Game: 25-55 45.5% Deadball Rebounds 4
3FG % 1st Half: 1-5 20.0% 2nd half: 1-3 33.3% Game: 2-8 25.0%
FT % 1st Half: 9-11 81.8% 2nd half: 21-25 84.0% Game: 30-36 83.3%

California 73 • 5-7

#	Player	Total		3-Ptr		Rebounds			PF	TP	A	TO	Blk	Stl	Min
		FG-FGA	FG-FGA	FT-FTA	FT-FTA	Off	Def	Tot							
11	Justice Sueing	f	4-11	1-5	6-6	1	3	4	3	15	2	0	0	0	36
22	Andre Kelly	g	2-6	0-0	3-4	5	5	10	5	7	2	2	4	1	34
34	Grant Anticevich	f	1-3	1-2	0-0	2	1	3	2	3	0	2	0	0	15
01	Darius McNeill	g	7-15	2-6	3-5	0	1	1	4	19	1	0	0	0	34
03	Paris Austin	g	5-12	0-0	10-11	0	5	5	3	20	2	3	0	0	32
02	Juhwan Harris-Dyson	g	1-3	0-0	0-0	1	3	4	3	2	0	3	1	1	20
15	Roman Davis	g	1-1	0-0	0-0	0	0	0	2	2	0	1	0	0	3
20	Matt Bradley	g	0-2	0-0	2-4	1	0	1	5	2	0	1	0	1	17
24	Jacobi Gordon	g	1-1	1-1	0-0	0	0	0	2	3	1	0	0	1	9
Team						2	0	2							
Totals			22-54	5-14	24-30	12	18	30	29	73	8	12	5	5	200

FG % 1st Half: 9-21 42.9% 2nd half: 13-33 39.4% Game: 22-54 40.7% Deadball Rebounds 2
3FG % 1st Half: 3-4 75.0% 2nd half: 2-10 20.0% Game: 5-14 35.7%
FT % 1st Half: 10-13 76.9% 2nd half: 14-17 82.4% Game: 24-30 80.0%

Officials: D.G. Nelson, Rick Randall, Deron White
Technical fouls: Seattle U-None. California-None.
Attendance: 4104
2018-19 Men's Basketball. Round: 0. California vs Seattle U. Played at .

Score by periods				Points			
	1st	2nd	Total	SU	CAL	In Paint	Off T/O
Seattle U	40	42	82	32	17	19	15
California	31	42	73	26	8	6	9

Last FG - SU 2nd-02:18, CAL 2nd-00:04.
Largest lead - SU by 18 1st-07:36, CAL by 2 1st-19:26.
SU led for 37:11. CAL led for 01:31. Game was tied for 01:18.
Score tied - 1 time.
Lead changed - 5 times.

Official Basketball Box Score -- Game Totals -- Final Statistics Prairie View vs Seattle U 12/20/18 7:00 pm at Seattle, WA (Redhawk Center)

Prairie View 64 • 1-10

#	Player	Total		3-Ptr		Rebounds			PF	TP	A	TO	Blk	Stl	Min
		FG-FGA	FG-FGA	FT-FTA	FT-FTA	Off	Def	Tot							
13	Iwin Ellis	f	1-1	0-0	0-1	1	0	1	0	2	0	1	0	0	11
00	Chancellor Ellis	g	1-5	0-2	0-0	0	0	0	0	2	0	1	0	0	13
01	Taishawn Johnson	g	0-3	0-2	1-2	0	2	2	2	1	1	2	0	0	17
03	Gary Blackston	g	7-15	3-5	5-11	2	5	7	1	22	1	1	1	1	30
15	Gerard Andrus	g	1-4	0-0	0-0	0	2	2	3	2	0	1	0	0	17
02	Darius Williams	g	1-8	0-3	2-2	0	1	1	3	4	1	0	0	0	21
04	Antione Lister	g	5-7	0-0	6-6	2	2	4	0	16	0	1	0	0	24
10	Tyler Singleton	g	0-0	0-0	0-0	1	1	2	1	0	0	0	0	0	11
11	Dennis Jones	g	0-4	0-2	0-2	0	1	1	2	0	0	3	0	0	22
12	Elijah Holifield	g	0-1	0-1	0-0	0	0	0	0	0	0	0	0	0	4
14	Leon Sneed	g	0-1	0-0	1-2	0	0	0	0	1	0	0	0	0	4
21	Falke Williams	g	0-1	0-0	0-0	0	0	0	0	1	0	0	0	0	8
23	Devonte Patterson	g	3-5	0-0	8-11	1	3	4	14	1	0	0	0	0	18
Team						3	0	3							
Totals			19-55	3-15	23-37	10	17	27	17	64	4	10	1	1	200

FG % 1st Half: 7-26 26.9% 2nd half: 12-29 41.4% Game: 19-55 34.5% Deadball Rebounds 6
3FG % 1st Half: 0-7 0.0% 2nd half: 3-8 37.5% Game: 3-15 20.0%
FT % 1st Half: 7-16 43.8% 2nd half: 16-21 76.2% Game: 23-37 62.2%

Seattle U 102 • 11-3

#	Player		Total			3-Ptr			Rebounds			PF	TP	A	TO	Blk	Stl	Min
			FG-FGA	FG-FGA	FT-FTA	Off	Def	Tot										
01	Carter, Myles	f	9-10	0-0	4-6	3	6	9	5	22	0	2	0	0	29			
05	Kavas, Matej	g	7-9	4-5	0-0	0	9	9	2	18	4	1	0	0	29			
13	Means, Morgan	g	8-13	4-7	2-2	0	4	4	22	4	1	0	2	32				
23	Brown, Terrell	g	2-2	0-0	4-4	1	2	3	1	8	5	3	0	0	17			
24	Jones, Delante	g	1-4	1-3	4-4	0	2	2	3	7	2	1	0	0	19			
02	Burke, Ian	g	0-1	0-1	0-0	0	2	2	1	0	0	0	0	0	6			
10	Nettles, Aaron	g	2-2	1-1	0-0	0	1	1	0	5	1	2	0	2	14			
11	Economou, Rip	g	3-7	3-6	0-0	1	0	1	2	9	0	1	0	0	10			
12	Da Campo, Mattia	g	0-3	0-0	0-0	1	1	2	0	2	0	0	0	12				
14	Vail, Matt	g	1-1	0-0	0-0	0	0	0	0	0	0	1	0	0	8			
15	Hopkins, Trey	g	1-5	0-2	0-0	0	0	0	2	2	0	1	0	0	8			
25	Hundal, Anand	g	0-2	0-1	0-0	1	0	1	0	0	1	0	0	0	7			
35	Grigsby, Riley	g	2-2	0-0	3-3	2	1	3	3	7	1	0	2	0	10			
41	Wall, Joe	g	1-2	0-1	0-0	1	0	1	0	2	0	0	0	0	3			
	Team		16-22	13-27	17-19	10	31	41	25	102	19	13	3	4	200			
	Totals																	
FG % 1st Half: 17-28 60.7% 2nd half: 19-34 55.9% Game: 36-62 58.1% Deadball																		
3FG % 1st Half: 5-11 45.5% 2nd half: 8-16 50.0% Game: 13-27 48.1% Rebounds																		
FT % 1st Half: 12-14 85.7% 2nd half: 5-5 100.0% Game: 17-19 89.5% 1,1																		



2018-19 BOX SCORES

Official Basketball Box Score -- Game Totals -- Final Statistics Seattle U vs Grand Canyon 01/05/19 6:00 pm at Phoenix, AZ (GCU Arena)

Seattle U 57 • 12-5, 0-2 WAC

#	Player	Total		3-Ptr		Rebounds			PF	TP	A	TO	Blk	Stl	Min
		FG-FGA	FG-FGA	FT-FTA	Off Def Tot										
01	Carter, Myles	f	2-10	0-0	2-2	1	3	4	5	6	0	3	1	0	32
05	Kavas, Matej	g	6-8	3-3	1-2	0	7	7	2	16	0	1	0	1	37
13	Means, Morgan	g	1-10	0-2	0-1	1	4	5	1	2	3	1	0	2	33
23	Brown, Terrell	g	5-16	0-0	2-4	0	6	6	4	12	3	3	0	0	35
24	Jones, Delante	g	4-8	2-3	5-7	1	2	3	3	15	0	3	0	1	30
10	Nettles, Aaron		0-0	0-0	0-0	0	0	0	1	0	0	0	0	0	13
11	Economou, Rip		0-2	0-2	0-0	1	0	1	0	0	0	0	0	0	4
12	Da Campo, Mattia		0-0	0-0	0-0	0	0	0	0	0	0	0	0	0	3
15	Hopkins, Trey		0-0	0-0	0-0	0	0	0	1	0	0	0	0	1	6
35	Grigsby, Riley		1-2	0-0	4-4	1	1	2	1	6	0	0	0	0	7
Team					2	1	3								
Totals			19-56	5-10	14-20	7	24	31	18	57	6	11	1	5	200

FG % 1st Half: 11-27 40.7% 2nd half: 8-29 27.6% Game: 19-56 33.9%
3FG % 1st Half: 4-5 80.0% 2nd half: 1-5 20.0% Game: 5-10 50.0%
FT % 1st Half: 3-5 60.0% 2nd half: 11-15 73.3% Game: 14-20 70.0%

Grand Canyon 71 • 9-6, 2-0 WAC

#	Player	Total		3-Ptr		Rebounds			PF	TP	A	TO	Blk	Stl	Min
		FG-FGA	FG-FGA	FT-FTA	Off Def Tot										
04	Oscar Frayer	f	1-6	1-3	0-0	1	1	2	3	3	0	2	1	1	19
05	Matt Jackson	f	2-5	0-2	0-0	0	4	4	0	4	2	0	0	0	25
25	Alessandro Lever	f	6-12	2-4	1-1	1	1	2	4	15	3	1	0	1	24
02	Trey Drechsel	f	7-11	1-2	0-0	2	12	14	3	15	2	2	0	1	31
11	Damari Milstead	g	5-8	0-1	3-4	1	3	4	1	13	7	3	0	0	33
15	Raefer Gerdes		0-0	0-0	0-0	0	0	0	0	0	0	0	0	0	1
23	Carlos Johnson		4-11	0-2	4-5	1	4	5	4	12	0	3	0	1	24
24	Tim Finke		0-0	0-0	0-0	0	1	1	1	0	0	2	0	0	14
42	Gerard Martin		1-2	1-1	0-0	1	1	2	3	3	1	1	0	0	16
43	Michael Finke		2-5	2-3	0-0	0	4	4	1	6	3	0	0	0	13
Team					3	1	4								
Totals			28-60	7-18	8-10	10	32	42	20	71	18	14	1	4	200

FG % 1st Half: 13-31 41.9% 2nd half: 15-29 51.7% Game: 28-60 46.7%
3FG % 1st Half: 3-9 33.3% 2nd half: 4-9 44.4% Game: 7-18 38.9%
FT % 1st Half: 3-3 100.0% 2nd half: 5-7 71.4% Game: 8-10 80.0%

Officials: Ryan McDaniel, Eric Anderson, Brent Meaux
Technical fouls: Seattle U-None. Grand Canyon-None.
Attendance: 7293
2018-19 Men's Basketball. Round: 0. Grand Canyon vs Seattle U. Played at .

Score by periods	1st	2nd	Total
Seattle U	29	28	57
Grand Canyon	32	39	71

Last FG - SU 2nd-00:32, GCU 2nd-01:14.
Largest lead - SU by 6 1st-11:59, GCU by 21 2nd-05:47.
SU led for 07:27. GCU led for 28:48. Game was tied for 03:45.
Score tied - 3 times.
Lead changed - 1 time.

Official Basketball Box Score -- Game Totals -- Final Statistics New Mexico St. vs Seattle U 01/17/19 7:00 pm at Seattle, WA (Redhawk Center)

New Mexico St. 87 • 14-4, 3-1 WAC

#	Player	Total		3-Ptr		Rebounds			PF	TP	A	TO	Blk	Stl	Min
		FG-FGA	FG-FGA	FT-FTA	Off Def Tot										
22	Eli Chuha	f	6-8	0-0	1-3	2	8	10	2	13	1	2	2	0	21
35	Johnny McCants	f	3-4	2-2	1-3	0	0	0	2	9	0	0	0	0	16
03	Terrell Brown	g	2-7	1-4	7-7	0	0	0	1	12	0	1	0	1	18
05	Clayton Henry	g	3-3	2-2	0-1	1	4	5	1	8	0	2	0	0	16
12	AJ Harris	g	1-6	0-3	0-0	0	3	3	0	2	4	1	0	0	23
00	Berrick JeanLouis		1-2	0-1	0-0	0	0	0	0	2	0	0	0	0	3
01	Shunn Buchanan		1-4	1-2	1-2	0	1	1	1	4	0	2	0	1	20
04	Jojo Zamora		5-6	2-2	0-0	0	0	0	3	12	0	1	0	0	12
10	Jabari Rice		1-4	0-1	0-2	3	2	5	1	2	2	0	0	0	11
11	Keyon Jones		0-1	0-1	2-2	0	0	0	1	2	3	0	0	0	14
13	C.J. Bobbitt		0-0	0-0	2-2	0	1	1	1	2	0	2	0	2	7
15	Ivan Aurrecochea		2-4	0-0	2-4	0	2	2	1	6	0	0	0	0	12
20	Trevelin Queen		4-6	1-2	0-0	4	4	8	2	9	2	0	0	1	18
23	Mohamed Thiam		1-2	0-1	0-0	1	1	2	2	2	0	1	0	1	6
25	Robert Brown		1-1	0-0	0-0	1	0	1	0	2	0	0	0	0	3
Team					0	0	0								
Totals			31-58	9-21	16-26	12	26	38	18	87	12	12	2	6	200

FG % 1st Half: 18-29 62.1% 2nd half: 13-29 44.8% Game: 31-58 53.4%
3FG % 1st Half: 6-12 50.0% 2nd half: 3-9 33.3% Game: 9-21 42.9%
FT % 1st Half: 8-12 66.7% 2nd half: 8-14 57.1% Game: 16-26 61.5%

Seattle U 60 • 12-7, 0-4

#	Player	Total		3-Ptr		Rebounds			PF	TP	A	TO	Blk	Stl	Min
		FG-FGA	FG-FGA	FT-FTA	Off Def Tot										
01	Carter, Myles	f	6-9	0-0	1-2	1	1	2	5	13	0	0	0	0	22
12	Da Campo, Mattia	g	1-3	0-0	0-0	2	1	3	0	2	0	2	0	0	10
13	Means, Morgan	g	3-11	1-5	1-3	0	3	3	5	8	4	2	0	2	29
15	Hopkins, Trey	g	2-3	0-1	0-0	2	2	4	0	4	0	0	0	0	13
24	Jones, Delante	g	8-17	2-4	0-2	2	1	2	2	18	1	3	0	1	35
02	Burke, Ian		0-1	0-1	0-0	0	1	0	0	0	0	0	0	0	5
10	Nettles, Aaron		2-5	0-3	2-2	1	0	1	0	6	0	1	0	1	27
11	Economou, Rip		0-1	0-1	0-1	0	0	0	0	0	0	0	0	0	7
23	Brown, Terrell		1-5	0-0	1-2	1	5	6	3	3	1	1	0	1	21
25	Hundal, Anand		1-2	0-1	0-0	1	1	2	2	2	0	0	2	0	6
35	Grigsby, Riley		1-4	0-1	2-2	0	4	4	5	4	0	1	0	1	25
Team					0	0	0								
Totals			25-61	3-17	7-14	9	19	28	22	60	6	10	2	6	200

FG % 1st Half: 9-29 31.0% 2nd half: 16-32 50.0% Game: 25-61 41.0%
3FG % 1st Half: 1-7 14.3% 2nd half: 2-10 20.0% Game: 3-17 17.6%
FT % 1st Half: 5-10 50.0% 2nd half: 2-4 50.0% Game: 7-14 50.0%

Officials: SirAllen Conner, Rick Batsell, Mike Scyphers
Technical fouls: New Mexico St.-None. Seattle U-None.
Attendance: 999
2018-19 Men's Basketball. Round: 0. New Mexico St. vs Seattle U. Played at .

Score by periods	1st	2nd	Total
New Mexico St.	50	37	87
Seattle U	24	36	60

Last FG - NMSU 2nd-00:07, SU 2nd-01:42.
Largest lead - NMSU by 27 2nd-00:07, SU None.
NMSU led for 38:36. SU led for 00:00. Game was tied for 01:04.
Score tied - 1 time.
Lead changed - 0 times.

Official Basketball Box Score -- Game Totals -- Final Statistics Seattle U vs Utah Valley 01/12/19 7:00 pm at Seattle, WA (UCCU Center)

Seattle U 78 • 12-6

#	Player	Total		3-Ptr		Rebounds			PF	TP	A	TO	Blk	Stl	Min
		FG-FGA	FG-FGA	FT-FTA	Off Def Tot										
01	Carter, Myles	f	3-11	0-1	10-14	3	7	10	4	16	2	5	3	0	38
13	Means, Morgan	g	7-17	4-10	2-2	1	1	2	5	20	4	3	0	2	39
23	Brown, Terrell	g	6-16	1-2	3-4	1	1	2	2	16	4	2	0	4	35
24	Jones, Delante	g	6-10	3-5	1-2	0	3	3	4	16	1	5	0	1	29
35	Grigsby, Riley	g	1-2	0-0	0-0	1	0	1	5	2	0	0	0	0	14
02	Burke, Ian		0-0	0-0	0-0	0	0	0	0	0	0	0	0	0	4
10	Nettles, Aaron		0-1	0-1	0-0	0	0	0	3	0	0	0	0	0	7
12	Da Campo, Mattia		0-2	0-0	6-6	6	3	9	4	6	1	2	0	1	26
15	Hopkins, Trey		0-0	0-0	2-2	3	0	3	3	2	0	0	0	0	8
Team					2	1	3								
Totals			23-59	8-19	24-30	17	16	33	30	78	12	17	3	8	200

FG % 1st Half: 16-32 50.0% 2nd half: 7-27 25.9% Game: 23-59 39.0%
3FG % 1st Half: 7-13 53.8% 2nd half: 1-6 16.7% Game: 8-19 42.1%
FT % 1st Half: 11-12 91.7% 2nd half: 13-18 72.2% Game: 24-30 80.0%

Utah Valley 88 • 12-6

#	Player		Total		3-Ptr		Rebounds			PF	TP	A	TO	Blk	Stl	Min
			FG-FGA	FG-FGA	FT-FTA	Off	Def	Tot								
44	Baylee Steele	c	2-4	0-1	2-2	3	1	4	2	6	0	0	0	2	16	
00	Isaiah White	g	3-7	2-2	6-8	3	1	4	3	14	0	1	0	2	31	
02	Jake Toolson		8-13	1-4	9-9	0	1	1	2	26	2	3	0	0	37	
10	Benjamin Nakwaasah	g	3-7	1-3	3-6	0	1	1	2	10	2	2	0	2	28	
11	Conner Toolson	g	2-5	2-2	1-2	0	1	1	3	7	0	2	1	2	31	
23	TJ Washington		2-5	0-1	9-10	0	1	1	3	13	2	3	0	1	22	
20	Drew Cotton		0-0	0-0	0-0	0	0	0	0	0	0	0	0	0	1	
25	Wyatt Lowell		0-1	0-1	0-0	0	1	1	3	0	0	3	0	1	10	
55	Richard Harward		4-4	0-0	4-6	2	13	15	4	12	2	0	1	0	24	
	Team					0	1	1				1				
			24-46	6-14	24-32	32	30	62	32	80	6	14	3	4	209	