

SEATTLE UNIVERSITY | 2020-21 Men's Basketball Game Notes



GAME 14 & 15: SU at Dixie State - Feb. 5-6, 2021

CONTACT: Sarah Finney, Assoc. AD for Strategic Communications • finneysa@seattleu.edu • 206-445-2237 • GoSeattleU.com

2020-21 SCHEDULE

| | | |
|----------------|-------------------------|-----------------|
| Nov. 25 | at Portland ^ | W, 84-72 |
| Nov. 27 | vs. William Jessup ^ | W, 77-53 |
| Nov. 29 | vs. Air Force # | W, 63-45 |
| Nov. 30 | vs. CSUN # | L, 65-76 |
| Dec. 3 | at UCLA | L, 52-78 |
| Dec. 6 | at Long Beach State | L, 75-80 |
| Dec. 9 | at Washington | L, 41-73 |
| DEC. 13 | NORTHWEST | W, 89-40 |
| DEC. 17 | COLLEGE OF IDAHO | W, 78-54 |
| Dec. 22 | at California | L, 65-70 |
| DEC. 30 | PORTLAND | W, 84-68 |
| JAN. 9 | SAINT MARTIN'S | W, 98-63 |
| JAN. 15 | UTAH VALLEY * | 6:00 PM |
| JAN. 16 | UTAH VALLEY * | CANCELED |
| Jan. 22 | at Tarleton State * | CANCELED |
| Jan. 23 | at Tarleton State * | CANCELED |
| JAN. 29 | CHICAGO STATE * | CANCELED |
| JAN. 30 | CHICAGO STATE * | CANCELED |
| Feb. 5 | at Dixie State * | 6:00 PM |
| Feb. 6 | at Dixie State * | 6:00 PM |
| FEB. 12 | NM STATE * | 6:00 PM |
| FEB. 13 | NM STATE * | 6:00 PM |
| Feb. 19 | at UTRGV * | 5:00 PM |
| Feb. 20 | at UTRGV * | 5:00 PM |
| FEB. 26 | GRAND CANYON * | 6:00 PM |
| FEB. 27 | GRAND CANYON * | 6:00 PM |
| Mar. 5 | at California Baptist * | 6:00 PM |
| Mar. 6 | at California Baptist * | 6:00 PM |

Mar. 11-13 at WAC Championship (Las Vegas, NV)

HOME GAMES played at the Redhawk Center

^ U.S. Bank Portland Invitational

2020 Vegas Bubble

* Western Athletic Conference game

All times listed are Pacific

All dates and times subject to change

All games broadcast on KTTH 770 AM

Complete schedule information at GoSeattleU.com/MBB



SEATTLE U



DIXIE STATE

GAMEDAY ROUND-UP

Seattle University Redhawks (7-6, 0-1 WAC) at

Dixie State Trailblazers (5-8, 1-5 WAC)

Friday, Feb. 5, 2021 • 6:00 PM PT

Saturday, Feb. 6, 2021 • 6:00 PM PT

Burns Arena • Saint George, UT

WATCH: WAC Digital Network (wacdigitalnetwork.com)

LISTEN: KTTH 770 AM (mynorthwest.com)

Doug Greenwald (play-by-play)

LIVE STATS: GoSeattleU.com

including Darrion Trammell with 26, Riley Grigsby with 20, Aaron Nettles with 19 and Vas Pandža with 10.
• Aaron Nettles added a pair of threes to his career count versus Utah Valley. The senior now sits just two three's away from 100 for his career.

ABOUT THE SERIES VS DIXIE STATE

Seattle U and Dixie State have met just once before in program history, a neutral site affair during the 2006-07 season. The game, played on Dec. 29, 2006, was part of Seattle Pacific's Oak Harbor Freight Lines Classic. Seattle U won the match-up, 87-70. Current Redhawk Assistant Coach Sam Kirby, '08, was in the starting lineup for the contest, finishing with 15 points, four assists and three rebounds in the Seattle U win.

LAST GAME STARTING LINEUP

| POS. | NO. | NAME | YR | HT | PPG | RPG | NOTABLES |
|------|-----|------------------|-----|------|------|-----|--|
| G | 10 | Aaron Nettles | Sr. | 5-11 | 8.9 | 1.9 | 98 career 3s entering the weekend |
| F | 11 | Riley Grigsby | Jr. | 6-6 | 18.7 | 5.0 | Leads the WAC in scoring |
| G | 12 | Darrion Trammell | So. | 5-10 | 18.2 | 4.2 | Team-high 26 points vs. Utah Valley |
| F | 15 | Emeka Udenyi | Jr. | 6-6 | 7.9 | 7.5 | 4th in the WAC in rebounding |
| G | 33 | Kobe Williamson | Fr. | 6-8 | 5.3 | 6.2 | 1 of 2 players to start every game this season |

OFF THE BENCH

| | | | | | | | |
|---|----|-----------------|------|-----|-----|-----|---|
| G | 0 | Rip Economou | Jr. | 6-8 | 3.6 | 1.3 | 2-for-2 3s for 6 pts in 3 mins vs. Saint Martin's |
| G | 1 | Vas Pandža | Fr. | 6-8 | 3.7 | 1.1 | 10 pts in 12 mins off the bench vs. Utah Valley |
| G | 2 | Trey Hopkins | Jr. | 6-3 | 3.0 | 0.7 | 4 pts in 7 mins off the bench vs. Utah Valley |
| F | 5 | Joe Wall | RSO. | 6-7 | 1.8 | 0.3 | Career-high 8 pts in 11 mins vs. Saint Martin's |
| G | 13 | Angelo Stuart | So. | 6-1 | 1.5 | 0.1 | Season-high 7 pts vs. Northwest |
| F | 21 | Viktor Rajković | Fr. | 6-5 | 0.0 | 0.0 | Out indefinitely due to leg injury |
| F | 23 | Daron Henson | Gr. | 6-8 | 1.6 | 1.5 | Season-high 7 pts vs. Northwest |
| G | 24 | Nate Robinson | Jr. | 6-4 | 1.0 | 1.0 | Missed last four games due to foot injury |
| F | 25 | Jared Pearre | RJr. | 6-8 | 4.8 | 3.8 | 6 pts, 5 reb in 19 mins vs. Utah Valley |
| G | 35 | Matthew Levis | Fr. | 6-1 | 0.0 | 0.0 | First appearance of the season vs. Saint Martin's |

ON TAP

Seattle U men's basketball (7-6, 0-1 WAC) returns to action after a three-week break, making their first Western Athletic Conference road trip of the season to first-year member Dixie State (5-8, 1-5 WAC). The Redhawks and Trailblazers will face off at the Burns Arena in Saint George, Utah, on Friday, Feb. 5 and Saturday, Feb. 6. Tip-off each night is set for 7 p.m. Mountain Time, 6 p.m. Pacific. The game will stream live on the WAC Digital Network and can be heard live on KTTH 770 AM and mynorthwest.com.

QUICK HITS

- Seattle U last played on Friday, Jan. 15, suffering a heartbreaking 93-92 overtime loss to Utah Valley in the Redhawk Center.
- The loss to UVU snapped a six-game home win streak for the Redhawks.
- Four players scored in double-figures in the game,



UNIVERSITY INFORMATION

Location: Seattle, Wash.
Founded: 1891
Chartered: 1898
Enrollment: 4,299 (undergrad)
Nickname: Redhawks
Colors: Red and White
Affiliation: NCAA Division I
Conference: Western Athletic Conference
Home Facility (capacity): Redhawk Center (999)
President: Fr. Stephen Sundborg, S.J.
Director of Athletics: Shaney Fink
Athletic Ticket Office: 206-398-GOSU (4678)

MEN'S BASKETBALL COACHING STAFF

Head Coach: Jim Hayford (Fourth season)
Alma Mater: (Azusa Pacific '89)
Record at Seattle: 59-50 (Three seasons+)
Career Record: 419-225 (21 seasons+)
Associate Head Coach: Chris Victor (Fourth season)
Alma Mater: Concordia '04
Associate Head Coach: Alex Pribble (Second season)
Alma Mater: Cal '07
Assistant Coach: Sam Kirby (Third season)
Alma Mater: Seattle U '08
Director of Operations: Matt Jones (First season)
Alma Mater: Trinity '18

TEAM FACTS

2019-20 Record: 14-15
2019-20 WAC Record/Finish: 7-7/5th
Letterwinners Returning/Lost: 4/9
Starters Returning/Lost: 1/4
Redshirts: 4
Newcomers: 11
2019-20 Postseason Result: NA

ATHLETIC COMMUNICATIONS

Assoc AD for Strategic Comm/MBB Contact: Sarah Finney
Office Phone: (206) 296-5915
Cell Phone: (206) 445-2237
Email: finneysa@seattleu.edu
Asst. Director of Communications: Brian Vail
Phone: (206) 296-2490 | Email: vailbr@seattleu.edu
Asst. Director of Communications: Jason Oliveira
Phone: (206) 296-2360 | Email: joliveira@seattleu.edu
Athletic Website: www.GoSeattleU.com
Radio (Talent): KTTH 770 AM (Doug Greenwald)
Mailing Address:
Seattle University, 901 12th Ave., PO Box 222000,
Seattle, WA 98122

TAKING CARE OF THE ROCK

For a second consecutive season, the Redhawks are among the nation's best in taking care of the basketball. In games played through Feb. 1, Seattle U ranks No. 6 nationally in turnover margin (5.3) and 12th in turnovers per game (10.5). Both of those marks top the WAC. In seven of 13 games this year, they have kept giveaways to single digits. Last season, the Redhawks finished second nationally in fewest turnovers, and eighth in fewest turnovers per game (10.2).

ONE-TWO PUNCH

- Junior Riley Grigsby and sophomore Darrion Trammell rank 1-2 among all WAC players in scoring. Grigsby averages 18.7 ppg while Trammell adds 18.2 ppg for the Redhawks.
- One or the other has led Seattle U in scoring in all but one game this season, though neither has done so in back-to-back games.
- Grigsby has seven games with 20 or more points, including a career-high 28 points at Portland on Nov. 25 and four consecutive 20+ point games entering the weekend series at Dixie State.
- Trammell has surpassed the 20 point marker four times, including a career-high 32 points at Long Beach State on Dec. 6. The first-year Redhawk most recently poured in 26 points versus Utah Valley on Jan. 15.

PSA: TRAMMELL DOES IT ALL

- Sophomore Darrion Trammell ranks second in the WAC in points (18.2 per game, behind teammate Riley Grigsby), while also ranking first in steals (2.1 per game) and first in assists (6.1 per game). The 5-10 lead guard also adds 4.2 rebounds per game.
- His 6.1 assists per game rank 14th nationally in games played through Feb. 1. His 2.1 steals per game rank 43rd and his 2.39 assist-to-turnover ratio ranks 56th.
- For good measure, he also ranks top-50 in free-throw percentage, coming in 46th while shooting 87% from the stripe.
- Trammell has one double-double to his name this year – a 25-point, 13-assist outpouring on Dec. 30 versus Portland.

TRAMMELL NAMED WAC PLAYER OF THE WEEK

Darrion Trammell was named TicketSmarter WAC Player of the Week for December 28 through January 3. The sophomore guard from Marin City, Calif., helped Seattle U end 2020 on a high note, scoring 25 points to go with 13 assists in an 84-68 win over Portland, the second win over the Pilots this season. He stayed on the court for 39 minutes to earn his first double-double of the season as he led SU in scoring for the fifth time this year. His points and assists led to Trammell having a hand in 53 of the Redhawks' 84 points on the night. He also added three rebounds, one steal and one block.

GRIGSBY NAMED WAC PLAYER OF THE WEEK

Riley Grigsby was named TicketSmarter WAC Player of the Week for Nov. 23-29. This marks Grigsby's first career Player of the Week honor. The junior guard/forward from San Jose, Calif., averaged 18.3 points per game to lead the Redhawks to their first 3-0 start since the 2008-09 season. He opened the season with a career-high 28 points in an 84-72 win at Portland, adding six rebounds, four assists and two blocks against the Pilots. Against William Jessup, he had 14 points to go along with four rebounds, two assists and two steals. Continuing the road trip from Portland to Las Vegas, Grigsby scored 13 points with three assists and a block in a 63-45 win over Air Force.

REDHAWK RUNDOWN

- The 98 point scored against Saint Martin's on Jan. 9 was the most points scored by the Redhawks since Feb. 20, 2020 when they defeated Grand Canyon, 95-89.
- Jared Pearre added four blocks to his 18-point, 10-rebound double-double against Portland on Dec. 30 in his biggest performance of the season thus far. His 18 points were his highest as a Redhawk and one point off his all-time career-high set during his time at CSUN.
- The win over Portland on Dec. 30 marked Seattle U's fifth consecutive home victory, stretching back to Feb. 20, 2020 when the streak began with a 95-89 win over Grand Canyon.



- The home-and-home sweep of the Pilots moves Seattle U to 5-0 against its Pacific Northwest rival since Head Coach Jim Hayford took over the Redhawk reigns.
- Seattle U's home opening win over Northwest on Dec. 13 was the latest home opener date since 1988-89 when Seattle U played its first 10 games on the road and did not host a home game until Jan. 6, 1989.
- The 40 points allowed by Northwest on Dec. 13 is the least allowed by a Redhawks squad since Dec. 17, 2015 when they earned a 98-36 win over Northwest Indian College.
- Seattle U opened the season with three consecutive wins for the first time since the 2008-09 season.
- The Redhawks picked up wins over WCC member Portland, NAIA William Jessup and Mountain West member Air Force in that stretch.
- Seattle U's 41 points at UW on Dec. 9 was the fewest points scored since a 59-44 loss at UTRGV on Feb. 14, 2019. It also marks the fewest points scored in a game during Jim Hayford's tenure.
- This marks the third time in Head Coach Jim Hayford's four years at Seattle U that the Redhawks have played at least a trio of Pac-12 opponents in a single season. The Redhawks are 2-10 against the conference during the span. The 2018-19 season brought both of those wins as Seattle U topped both Washington State and Cal, finishing 2-2 against the Pac-12 that year. In 2020-21, the Redhawks went 0-3 with losses at UCLA, Washington and Cal.
- Sophomore Darrion Trammell had a career-high 32 points in the loss at Long Beach State on Dec. 6. The game

2020-21 NUMERICAL ROSTER

| NO. | NAME | POS | HT | WT | YR/EXP | HOMETOWN/PREVIOUS SCHOOL |
|-----|------------------|-----|------|-----|---------|--|
| 0 | Rip Economou | G | 6-8 | 190 | Jr./2V | Santa Monica, Calif./Santa Monica HS |
| 1 | Vas Pandža | G | 6-8 | 210 | Fr./HS | Leeds, England/The Hotchkiss School (Conn.) |
| 2 | Trey Hopkins | G | 6-3 | 180 | Jr./2V | Midwest City, Okla./Carl Albert HS |
| 5 | Joe Wall | F | 6-7 | 215 | RSO./2V | Portland, Ore./Jesuit HS |
| 10 | Aaron Nettles | G | 6-0 | 175 | Sr./3V | Seattle, Wash./Seattle Prep |
| 11 | Riley Grigsby | G/F | 6-6 | 220 | Jr./2V | San Jose, Calif./Archbishop Mitty HS |
| 12 | Darrion Trammell | G | 5-10 | 165 | Jr./TR | Marin City, Calif./Saint Ignatius HS/City College of San Francisco |
| 13 | Angelo Stuart | G | 6-1 | 165 | So./TR | Queens, N.Y./Lincoln Academy Prep (Ga.)/Mineral Area College |
| 14 | Matt Vail | F | 6-5 | 190 | RSO./RS | Stanwood, Wash./Stanwood HS |
| 15 | Emeka Udenyi | F | 6-6 | 225 | Jr./TR | Oakland, Calif./De La Salle/City College of San Francisco |
| 21 | Viktor Rajković | F | 6-5 | 210 | Fr./HS | Mill Valley, Calif./The Branson School/Golden State Prep |
| 23 | Daron Henson | F | 6-8 | 205 | Gr./TR | Pasadena, Calif./Utah State/Salt Lake CC/Washington State |
| 24 | Nate Robinson | G | 6-4 | 185 | Jr./TR | Walnut Creek, Calif./Las Lomas HS/City College of San Francisco |
| 25 | Jared Pearre | F | 6-8 | 205 | RJr./TR | McKinney, Texas/McKinney HS/CSUN |
| 30 | Tiago Zibecchi | G | 6-6 | 200 | RSO./RS | Rio de Janeiro, Brazil/Escola Alema Corcovado/Vanguard/Westcliff |
| 31 | Robert Hutchens | G | 6-4 | 190 | Fr./HS | Arroyo Grande, Calif./Arroyo Grande HS |
| 33 | Kobe Williamson | G | 6-8 | 225 | Fr./HS | Melbourne, Australia/Haileybury College |
| 35 | Matthew Levis | G | 6-1 | 175 | Fr./HS | Portland, Ore./Jesuit HS |
| 41 | Jaren Nafarrete | G | 5-7 | 140 | RFr./RS | San Diego, Calif./Foothills Christian HS |

COACHING STAFF

Head Coach: Jim Hayford (Azusa Pacific '89) – Fourth season
 Associate Head Coach: Chris Victor (Concordia Irvine '04) – Fourth season
 Associate Head Coach: Alex Pribble (Cal '07) – Second season
 Assistant Coach: Sam Kirby (Seattle U '08) – Third season
 Director of Operations: Matt Jones (Trinity '18) – First season

PRONUNCIATION GUIDE

| | |
|---|---|
| #0 Rip Economou: Ee-con-oh-moe | #23 Daron Henson: Dah-ron |
| #1 Vas Pandža: Vah-ss Pahn-jah | #25 Jared Pearre: Pear-ee |
| #12 Darrion Trammell: Dare-ee-on Tram-ehl | #30 Tiago Zibecchi: Tee-ah-goh Zee-beck-ee |
| #15 Emeka Udenyi: Em-eck-ah Oooh-den-ee | #35 Matthew Levis: Lev (like level) -iss (like hiss) |
| #21 Viktor Rajkovic: Viktor Rai-koh-vich | #41 Jaren Nafarrete: Jare (like air) -en Naf-are-eh-tee |

GAMEDAY PROTOCOLS

In accordance with state and local regulations and in the interest of public health, the Seattle University basketball season will begin without spectators in attendance at the Redhawk Center.

For the health and safety of participating student athletes, staff and game personnel, access will be permitted only to participating teams and essential workers.

Health and safety guidelines will be monitored on an ongoing basis to determine if limited capacity options become available at any point during the season.

HOW TO WATCH: Unless otherwise noted, all men's basketball WAC home games will be video streamed on ESPN+. Additional broadcast details, and specific information regarding road games, can be found on the team schedule page at GoSeattleU.com/MBB.

RADIO: All Seattle U men's basketball games will once again be available on KTTH 770 AM in the Seattle area, and online at mynorthwest.com.

SOCIAL MEDIA: In addition to game broadcasts and coverage on GoSeattleU.com, fans are encouraged to follow and engage with the Redhawks on social media. The Redhawks can be found on Twitter, Instagram by searching @seattleumbb and on Facebook at facebook.com/seattleumbb.

DOWNLOAD NEW GOSEATTLEU APP: Stay connected to your favorite teams with GoSeattleU, the official mobile app of Seattle U Athletics, powered by SIDEARM Sports. Featuring real-time news alerts, schedules, exclusive multimedia content, gameday details and more, the new GoSeattleU app is free and compatible with both mobile and tablet iOS and Android devices. Through the app, Redhawk fans enjoy a personalized mobile experience with the ability to receive breaking news and score notifications for the teams they follow, shop for official Seattle U merchandise, donate, manage tickets and more. The app is designed with a user-friendly interface that integrates with goseattleu.com to bring the latest Seattle U digital content right to your fingertips. Additionally, it includes links to video and audio streams of live games, in-game stats, and team social media feeds. To download the app to your smartphone or tablet, visit the App Store or Google Play and search for "Seattle U Athletics."



also marked his first start of the year.

- Riley Grigsby poured in six three pointers on his way to 24 points at Long Beach State on Dec. 6. The six threes were a career-high and the most threes made in a game since Matej Kavas drained six on Dec. 23, 2017 against Nicholls State.
- Nate Robinson made his first appearance of the season on Dec. 3 at UCLA after missing the first four games due to a toe injury. The junior guard had two points, one rebound and one block in nine minutes of action.
- Junior Rip Economou drained four threes on Nov. 29 against Air Force on Nov. 29, notching a career-high 12 points.
- The Redhawks won their season opener for a second straight year, this time with an 84-72 victory over Portland on Nov. 25.
- The win over Portland was the fourth straight for Seattle U. The teams have met during each of the past four years and are set to meet again later this season.
- Riley Grigsby poured in a career-high 28 points in the season debut versus Portland. His performance over the first three games earned him WAC Player of the Week honors.
- Freshman Kobe Williamson had an impressive collegiate debut with 10 points and nine boards against Portland. He is the first freshman to start a season opener since Morgan Means did so in 2016-17. Means finished with five points, three rebounds and three assists in that outing.

OVERTIME

- Seattle U is 5-4 in overtime games under Head Coach Jim Hayford.
- The Redhawks played their first overtime game of 2020-21 on Jan. 15, 2021, suffering a 93-92 setback to Utah Valley.
- The Redhawks went 1-2 in extra time during the 2019-20 season, including an 88-87 loss at California Baptist on Feb. 29, 2020, which ultimately ended up being the final game of the shortened season.
- Seattle U also played triple overtime affair at Kansas City on Jan. 2, 2020, the longest game the Redhawks had played since a triple overtime defeat to Chicago State on Feb. 27, 2014.

HITTING THE CENTURY MARK

The Redhawks surpassed the 100-point mark for the fifth time under Head Coach Jim Hayford with their 115-81 win over Pacific University on Nov. 12, 2019. They achieved the feat twice during his first season (121 vs. Puget Sound on Nov. 12, 2017; 102 vs. Detroit Mercy on Nov. 18, 2017) and twice in 2018-19 (107 vs. Northwest University on Nov. 28, 2018; 102 vs. Prairie View A&M on Dec. 20, 2018).

HOME COURT ADVANTAGE

Seattle U has compiled a 246-154 (.617) record in the Redhawk Center, including a 15-game winning streak that began Nov. 5, 2008 with a perfect 10-0 mark during the 2008-09 season. In 2017-18, the Redhawks went 9-1, in 2018-19, the Redhawks went 12-6 and in 2019-20 they were 9-3. So far in 2020-21, the Redhawks are 4-1.

WAC HOME GAMES TO STREAM LIVE ON ESPN+

Beginning with the start of WAC play January 15-16, Seattle U men's basketball home games will be streamed exclusively on ESPN+. The move to the ESPN platform provides the Redhawks with enhanced national exposure, adds talking points for recruiting and provides value-add for Seattle U partners. Seattle U's presence on the ESPN+ platform is not new. The Redhawks have previously been featured in select WAC Games of the Week. The WAC Men's and Women's Basketball Tournaments are also carried ESPN+ with the men's championship game broadcast on

ESPNU. Numerous conference and non-conference opponents also stream games onto the ever-growing digital platform. ESPN+ content is available to stream in HD through the ESPN app on numerous connected devices (Apple, Android, and Amazon Fire devices, Roku, Samsung Smart TV, Chromecast, PlayStation 4, PlayStation 5, Xbox One, Xbox Series X, and Oculus Go) and on ESPN.com. A television subscription through a cable, satellite or digital provider with access to ESPN's traditional TV networks does not include access to ESPN+. As access to ESPN+ remains unavailable outside the US, international fans will continue to be able to watch games via the WAC Digital Network.

WINNING WAYS

While the Redhawks' squad features 11 new faces, they are not all new to each other including a trio of junior college transfers from City College of San Francisco. Nate Robinson, Darrion Trammell and Emeka Udenyi spent the 2019-20 season as teammates for the Rams, who went a perfect 30-0 while averaging more than 100 ppg.

PRESEASON HONORS

Junior forward Riley Grigsby earned the first league recognition of his career, being named to the Coaches Preseason All-WAC Second Team. The San Jose, Calif., native is the Redhawks' lone returning starter and is coming off of a sophomore campaign that saw him average 9.7 points and 5.5 rebounds per game. Grigsby led Seattle U in scoring twice and collected three double-doubles, including career highs of 23 points and 12 rebounds in a win over Grand Canyon on Feb. 20.

WAC PRESEASON POLLS

The Redhawks were selected to finished fifth in the Western Athletic Conference in both the WAC 2020-21 Preseason Coaches Poll and Media Poll.

Reigning WAC champion NM State was selected to repeat the feat in 2020-21, earning eight of nine first-place votes in the Coaches' Poll. Coaches could not vote for their own team or players. The Aggies were also the first-place pick by the media. Grand Canyon was picked second in both polls, followed by UTRGV in third and California Baptist in fourth.

AGAINST THE RANKS

A meeting with the nationally-ranked Washington on Dec. 17, 2019 was just the third game against a ranked opponent during Seattle U's modern-day DI era. Seattle U's last meeting with a ranked opponent came on Dec. 21, 2011, when it hosted No. 24 Virginia at KeyArena. The Cavaliers won, 83-77. The Redhawks' only other ranked match-up came on Mar. 3, 2009 against then No. 13 Washington. The Huskies would claim an 87-60 victory at Alaska Airlines Arena.

400 CAREER VICTORIES AND COUNTING FOR HAYFORD

Head Coach Jim Hayford earned his 400th career victory on Nov. 12, 2019 as the Redhawks defeated Pacific University, 115-81. The win was also Hayford's 40th at the helm of the Redhawks, achieved in just over two seasons. His road to 400 included 12 seasons of 20 wins or more and 11 national postseason tournaments, including six (2003, 2007, 2008, 2009, 2010, 2011) at NCAA Division III Whitworth, three at EWU (2015, 2016, 2017) and two at Seattle U (2018, 2019). Hayford is in his 22nd season as a head coach and now has 419 career victories.



FUTURE REDHAWK

Brody Nunn, a 6-2 guard hailing from Melbourne, Australia, will continue his playing career at Seattle U beginning in 2021.

"Brody is an outstanding shooter and very skilled guard," said Head Coach Jim Hayford said. "He is great in the classroom and will be a great leader on our campus."

Nunn attends Haileybury College in Melbourne, where he averaged 18.5 points, 5.0 rebounds, 2.0 steals and 4.0 assists per game during his junior season in 2019. He has also been a member of the U20 Victorian state team. Nunn averaged 12.0 points, 3.0 assists and 2.0 rebounds per game during the 2020 National Junior Championships. He shot 63 percent from the 3-point line during the U20 nationals, setting an all-time tournament record. His total makes ranked fourth during tournament play. Nunn competed for the Sandringham Sabers U18 team in the Southern Basketball Association, winning the 2018 U18 Victoria championship. During that 2018 season, he led the entire National Classic Tournament in made three-pointers with 27 while shooting at a 47 percent clip.

Current Redhawk freshman Kobe Williamson was Nunn's teammate at Haileybury, the Victorian state team and the Sandringham Sabers.



INSIDE THE NUMBERS

| | |
|---------------------|-----|
| 2020-21 Record..... | 7-6 |
| Non-Conference..... | 7-5 |
| WAC..... | 0-1 |
| Home..... | 4-1 |
| Away..... | 1-4 |
| Neutral..... | 2-1 |
| In overtime..... | 0-0 |

| | |
|------------------------------------|------------------------------------|
| Current Streak..... | L1 |
| Last win..... | 1/9/21 vs. Saint Martin's (98-63) |
| Last loss..... | 1/15/21 vs. Utah Valley (92-93 ot) |
| Current Home Streak..... | L1 |
| Last win..... | 1/9/21 vs. Saint Martin's (98-63) |
| Last loss..... | 1/15/21 vs. Utah Valley (92-93 ot) |
| Current Road Streak..... | L4 |
| Last win..... | 11/25/20 at Portland (84-72) |
| Last loss..... | 12/22/20 at Cal (65-70) |
| Current Neutral Streak..... | L1 |
| Last win..... | 11/29/20 vs. Air Force (63-45) |
| Last loss..... | 11/30/20 vs. CSUN (65-76) |

| | |
|------------------------|-----|
| Records When... | |
| November..... | 3-1 |
| December..... | 3-4 |
| January..... | 1-1 |
| February..... | 0-0 |
| March..... | 0-0 |

| | |
|----------------|-----|
| Monday..... | 0-1 |
| Tuesday..... | 0-1 |
| Wednesday..... | 2-1 |
| Thursday..... | 1-1 |
| Friday..... | 1-1 |
| Saturday..... | 1-0 |
| Sunday..... | 2-1 |

| | |
|---------------------------|-----|
| Leading at halftime..... | 6-2 |
| Trailing at halftime..... | 1-4 |
| Tied at halftime..... | 0-0 |

| | |
|----------------------------|-----|
| Scoring less than 60..... | 0-2 |
| Scoring between 60-69..... | 1-2 |
| Scoring between 70-79..... | 2-1 |
| Scoring between 80-89..... | 3-0 |
| Scoring 90 or more..... | 1-1 |

| | |
|-----------------------------|-----|
| Allowing less than 60..... | 4-0 |
| Allowing between 60-69..... | 2-0 |
| Allowing between 70-79..... | 1-4 |
| Allowing between 80-89..... | 0-1 |
| Allowing 90 or more..... | 0-1 |

| | |
|--------------------------------|-----|
| Shooting below 30%..... | 0-1 |
| Shooting between 30-39.9%..... | 0-4 |
| Shooting between 40-44.9%..... | 3-0 |
| Shooting between 45-49.9%..... | 2-1 |
| Shooting between 50-54.9%..... | 0-0 |
| Shooting 55% or above..... | 2-0 |

| | |
|---|-----|
| Opponent shooting below 30%..... | 1-0 |
| Opponent shooting between 30-39.9%..... | 4-0 |
| Opponent shooting between 40-44.9%..... | 1-1 |
| Opponent shooting between 45-49.9%..... | 1-3 |
| Opponent shooting between 50-54.9%..... | 0-2 |
| Opponent shooting 55% or above..... | 0-0 |

| | |
|--|-----|
| More or same rebounds than opponent..... | 6-2 |
| Fewer rebounds than opponent..... | 1-4 |

| | |
|-----------------------------------|-----|
| Game decided by 1-5 Points..... | 0-3 |
| Game decided by 6-10 Points..... | 0-0 |
| Game decided by 11-15 Points..... | 1-1 |
| Game decided by 16-20 Points..... | 2-0 |
| Game decided by 21+ Points..... | 4-2 |

| | |
|--|-----|
| SU has 0 players in double figures..... | 0-0 |
| SU has 1 players in double figures..... | 0-1 |
| SU has 2 players in double figures..... | 0-2 |
| SU has 3 players in double figures..... | 3-2 |
| SU has 4 players in double figures..... | 3-1 |
| SU has 5+ players in double figures..... | 1-0 |

| | |
|----------------------------|-----|
| Wearing Black Jerseys..... | 2-4 |
| Wearing Grey Jerseys..... | 1-0 |
| Wearing Red Jerseys..... | 0-0 |
| Wearing White Jerseys..... | 4-2 |



THE LAST TIME SEATTLE U...

| | |
|--|---|
| Won at home..... | 1/9/21 vs. Saint Martin's, 98-63 |
| Lost at home..... | 1/15/21 vs. Utah Valley, 92-93 (ot) |
| Won on the road..... | 11/25/20 at Portland, 84-72 |
| Lost on the road..... | 12/22/20 at Cal, 65-70 |
| Won at a neutral site..... | 11/29/20 vs. Air Force, 63-45 (Las Vegas) |
| Lost at a neutral site..... | 11/30/20 vs. CSUN, 65-76 (Las Vegas) |
| Won five+ consecutive games..... | six in 2018 (11/23/18-12/6/18) |
| Won 10+ consecutive games..... | 10 in 2008-09 (1/13/09 - 2/27/09) |
| Won 20+ consecutive games..... | 26 in 1953-54 |
| Lost five+ consecutive games..... | 5 in 2018-19 (1/3/19 - 1/19/19) |
| Scored less than 50 points..... | 12/9/20 at Washington, 41-73 |
| Scored 80-89 points..... | 12/30/20 vs. Portland, 84-68 |
| Scored 90-99 points..... | 1/15/21 vs. Utah Valley, 92-93 (ot) |
| Scored 100+ points..... | 11/12/19 vs. Pacific, 115-81 |
| Won an overtime game..... | 2/8/20 at Utah Valley, 87-85 (ot) |
| Lost an overtime game..... | 1/15/21 vs. Utah Valley, 92-93 (ot) |
| Defeated a nationally-ranked team..... | 1/12/74 vs. No. 16 UNLV, 82-64 |
| Lost to a nationally-ranked team..... | 12/17/19 at No. 22 Washington, 59-81 |
| Hosted a nationally-ranked team..... | 12/21/11 vs. No. 24 Virginia (L, 77-83) |
| Shot under 30% FG..... | 12/9/20 at Washington, 28.8% (17-59) |
| Shot 30-39.9% FG..... | 1/15/21 vs. Utah Valley, 34.2% (25-73) |
| Shot 40-49.9% FG..... | 12/30/20 vs. Portland, 48.5% (33-68) |
| Shot 50-59.9% FG..... | 1/9/21 vs. Saint Martin's, 55.5% (33-60) |
| Shot 60+% FG..... | 2/15/18 vs. UTRGV, 60.8% (31-52) |
| Had 50+ rebounds..... | 11/12/17 vs. Puget Sound, 61 |
| Made 10+ 3-Pointers..... | 1/9/21 vs. Saint Martin's, 13 |

THE LAST TIME A SEATTLE U PLAYER...

| | |
|-----------------------------|---|
| Scored 25-29 points..... | 1/15/21, Darrion Trammell vs. Utah Valley, 26 |
| Scored 30-39 points..... | 12/6/20, Darrion Trammell at Long Beach State, 32 |
| Scored 40-59 points..... | 11/28/09, Charles Garcia vs. Wofford, 41 |
| Scored 60+ points..... | 1/30/58, Elgin Baylor vs. Portland, 60 |
| Made 10+ field goals..... | 1/9/21, Riley Grigsby vs. Saint Martin's, 10 |
| Made 5+ 3-pointers..... | 1/9/21, Aaron Nettles vs. Saint Martin's, 5 |
| Had 10-15 rebounds..... | 1/9/21, Emeka Udenyi vs. Saint Martin's, 11 |
| Had 16-19 rebounds..... | 1/6/18, Aaron Menzies vs. Chicago State, 19 |
| Had 20+ rebounds..... | 2/15/97, Roger Hammond at Northwest College, 24 |
| Had a double-double..... | 1/9/21, Emeka Udenyi vs. Saint Martin's (11p, 11a) |
| Led team in pts. & rbs..... | 1/15/21, Darrion Trammell vs. Utah Valley (26p, 7r) |
| Shot 100% FG (min. 5)..... | 12/19/16, Morgan Means vs. Southern Utah (5-5) |
| Shot 100% FT (min. 10)..... | 12/20, Morgan Means at Kansas City (10-10) |
| Had 10+ assists..... | 12/30/20, Darrion Trammell vs. Portland, 13 |
| Had 5+ steals..... | 1/15/21, Aaron Nettles vs. Utah Valley, 5 |
| | 1/15/21, Darrion Trammell vs. Utah Valley, 5 |
| Had 5+ blocks..... | 11/28/18, Myles Carter vs. Northwest, 7 |

STATISTICAL NOTEABLES

| | |
|----------------|---|
| 30-plus Points | |
| 32..... | Darrion Trammell at Long Beach State, 12/6/20 |

| | |
|----------------|--|
| 20-plus Points | |
| 28..... | Riley Grigsby at Portland, 11/25/20 |
| 27..... | Riley Grigsby vs. Northwest, 12/13/20 |
| 26..... | Darrion Trammell vs. Utah Valley, 1/15/21 |
| 25..... | Darrion Trammell vs. CSUN, 11/30/20 |
| 25..... | Darrion Trammell vs. Portland, 12/30/20 |
| 24..... | Riley Grigsby at Long Beach State, 12/6/20 |
| 22..... | Riley Grigsby vs. Portland, 12/30/20 |
| 20..... | Riley Grigsby at Cal, 12/22/20 |

| | |
|------------------|--|
| 15-plus Rebounds | |
| | |

| | |
|----------------|---|
| 5-plus Assists | |
| 13..... | Darrion Trammell vs. Portland, 12/30/20 |
| 9..... | Darrion Trammell at Portland, 11/25/20 |
| 8..... | Darrion Trammell at Cal, 12/22/20 |
| 7..... | Darrion Trammell at Long Beach State, 12/6/20 |
| 7..... | Darrion Trammell vs. Saint Martin's, 1/9/21 |
| 6..... | Darrion Trammell vs. College of Idaho, 12/17/20 |
| 6..... | Emeka Udenyi vs. Saint Martin's, 1/9/21 |
| 5..... | Darrion Trammell vs. Air Force, 11/29/20 |
| 5..... | Aaron Nettles vs. Air Force, 11/29/20 |
| 5..... | Darrion Trammell vs. CSUN, 11/30/20 |

| | |
|---------------|---|
| 5-plus Steals | |
| 5..... | Aaron Nettles vs. Utah Valley, 1/15/21 |
| 5..... | Darrion Trammell vs. Utah Valley, 1/15/21 |


| | |
|---------------|--|
| 5-plus Blocks | |
| | |

DOUBLE-DOUBLES

| | |
|----------------------------------|--------------------------------|
| Emeka Udenyi (12p, 10r)..... | vs. College of Idaho, 12/17/20 |
| Emeka Udenyi (14p, 10r)..... | at Cal, 12/22/20 |
| Darrion Trammell (25p, 13a)..... | vs. Portland, 12/30/20 |
| Riley Grigsby (22p, 10r)..... | vs. Portland, 12/30/20 |
| Jared Pearre (18p, 10r)..... | vs. Portland, 12/30/20 |
| Emeka Udenyi (11p, 11r)..... | vs. Saint Martin's, 1/9/21 |



SPEED CHART



RIP ECONOMOU
6-8 • 190 • G • JR



VAS PANDŽA
6-8 • 210 • G • FR



TREY HOPKINS
6-3 • 180 • G • JR



JOE WALL
6-7 • 215 • F • R-SO



AARON NETTLES
6-0 • 175 • G • SR




RILEY GRIGSBY
6-6 • 220 • G/F • JR



DARRION TRAMMELL
5-10 • 165 • G • SO




ANGELO STUART
6-1 • 165 • G • SO




MATT VAIL
6-5 • 190 • F • R-SO



EMEKA UDENYI
6-6 • 225 • F • JR



VIKTOR RAJKOVIĆ
6-5 • 210 • F • FR




DARON HENSON
6-8 • 205 • F • GR



NATE ROBINSON
6-4 • 185 • G • JR



JARED PEARRE
6-8 • 205 • F • R-JR




TIAGO ZIBECCHI
6-6 • 220 • G • R-SO



ROBERT HUTCHENS
6-4 • 190 • G • FR



KOBE WILLIAMSON
6-8 • 225 • G • FR



MATTHEW LEVIS
6-1 • 175 • G • FR




JAREN NAFARRETE
5-7 • 140 • G • R-FR



JIM HAYFORD
HEAD COACH




CHRIS VICTOR
ASSOCIATE HEAD COACH



ALEX PRIBBLE
ASSOCIATE HEAD COACH



SAM KIRBY
ASSISTANT COACH



MATT JONES
DIRECTOR OF OPS



HEAD COACH JIM HAYFORD



Jim Hayford enters his fourth season as the head coach of Seattle University men's basketball in 2020-21. He was named the Redhawks' head coach on Wednesday, Mar. 28, 2017. In his first season at Seattle U, he led the Redhawks to their most successful season in the school's modern-day Division I era and has compiled a 52-44 record at SU. Hayford is 412-219 in 21 total seasons as a head coach.

Along with improved records over Hayford's tenure, the Redhawks have also seen a rise of their rankings, including a 199 average over the last three seasons (according to KenPom), a marked improvement over a 268 average over the previous three seasons (2015-17).

Against the abrupt and heartbreaking ending to the 2019-20 season, Hayford closed out his third season at the helm of the Redhawk program with a year filled with memorable moments and achievements. All told, the Redhawks would go 14-15 overall, 7-7 in Western Athletic Conference play and earn the third seed in the WAC Tournament – tying the program's highest seed – before the impact of unforeseen circumstances forced the cancellation of their final two regular-season games, the WAC Tournament and any potential postseason play.

Primed to begin the year on a high note, Hayford would tip off the personal achievements on No. 12, 2019 with the 400th win of his 20-year career. The Redhawks would finish the season with a pair of 1,000-point scorers on the court as senior Morgan Means hit the mark on Nov. 26, 2019 and redshirt junior Terrell Brown added his name to the list on Feb. 20, 2020, becoming just the third and fourth players to reach 1,000 points in the program's modern-day DI era. As a team, the Redhawks added themselves to the program's record book as their 209 three-pointers ranks seventh for a single season and their collective free-throw percentage of 77.5 (506-653) ranks second best all-time, trailing only the 1944-45 team that went 145-172 from the line for an 84.3 average. The team free-throw shooting also ranked among the best in the nation as their 77.5 percentage was 12th, free-throws made ranked 29th and free-throws attempted ranked 79th. The Redhawks also finished second among all 350 Division I programs in fewest turnovers, and eighth in fewest turnovers per game (10.2).

In WAC play, Seattle U earned a trio of home-and-home sweeps, downing Chicago State, CSU Bakersfield and Utah Valley - the final in thrilling overtime fashion as Means banked home a runner from the left block with 1.5 seconds remaining for an 87-85 win in Orem. The victory in Bakersfield was also a first as WAC opponents and last achieved the 2010-11 season. The Redhawks also earned a thrilling 95-89 win over Grand Canyon on Feb. 20, 2020, marking the second straight year of clinching a key win over the Lopes.

COACH HAYFORD'S YEAR-BY-YEAR RESULTS

| YEAR | SCHOOL | OVERALL | PCT | CONFERENCE |
|-----------------------|--------------------|---------|------|------------|
| 1999-00 | Sioux Falls | 15-15 | .500 | |
| 2000-01 | Sioux Falls | 22-12 | .647 | |
| Totals at Sioux Falls | (2 seasons) | 37-27 | .578 | |
| 2001-02 | Whitworth | 20-7 | .741 | 12-4/2nd |
| 2002-03 \$ | Whitworth | 23-4 | .851 | 13-3/1st |
| 2003-04 | Whitworth | 19-6 | .760 | 12-4/2nd |
| 2004-05 | Whitworth | 13-11 | .542 | 9-7/4th |
| 2005-06 | Whitworth | 20-7 | .741 | 13-3/2nd |
| 2006-07 \$ | Whitworth | 24-4 | .857 | 13-3/1st |
| 2007-08 \$ | Whitworth | 21-7 | .750 | 12-4/1st |
| 2008-09 \$ | Whitworth | 23-6 | .793 | 12-4/2nd |
| 2009-10 \$ | Whitworth | 26-3 | .897 | 16-0/1st |
| 2010-11 \$ | Whitworth | 28-2 | .933 | 15-1/1st |
| Totals at Whitworth | (10 seasons) | 217-57 | .792 | |
| 2011-12 | Eastern Washington | 15-17 | .469 | 8-8/4th |
| 2012-13 | Eastern Washington | 10-21 | .323 | 7-13/8th |
| 2013-14 | Eastern Washington | 15-16 | .484 | 10-10/T6th |
| 2014-15 # | Eastern Washington | 26-9 | .743 | 14-4/T1st |
| 2015-16 ! | Eastern Washington | 18-16 | .529 | 10-8/T5th |
| 2016-17 ! | Eastern Washington | 22-12 | .647 | 13-5/2nd |
| Totals at EWU | (6 seasons) | 106-91 | .538 | |
| 2017-18 ! | Seattle University | 20-14 | .588 | 8-6/4th |
| 2018-19 @ | Seattle University | 18-15 | .545 | 6-10/7th |
| 2019-20 | Seattle University | 14-15 | .483 | 7-7/5th |
| Totals at SU | (3 seasons) | 52-44 | .542 | |
| Total as Head Coach | (21 seasons) | 412-219 | .653 | |

\$ - NCAA Division III participant

- NCAA DI Tournament participant, Big Sky Conference Tournament Champions & regular-season co-champions

! - College Basketball Invitational (CBI) Tournament participant

@ - CollegeInsider.com Tournament (CIT) participant



HEAD COACH JIM HAYFORD

Hayford's Redhawks went 18-15 overall in 2018-19, marking the first back-to-back seasons with 18 wins or more since 2007-08 and 2008-09. The squad jumped out to a 12-3 record to start the season, including wins over Pac-12 members Washington State and Cal, marking the best start to a year in more than 50 years. The Redhawks would battle injury and illness as conference play got underway, but rebounded to win five of their final six regular-season contests. Terrell Brown (All-WAC Second Team, WAC All-Newcomer Team) and Myles Carter (WAC All-Defensive Team, NBCA All-District Second Team) both entered the Seattle U all-time record book during the season. Brown's 150 assists ranks eighth all-time and Carter's 60 blocks ranks second. The team's 238 three-pointers ranks third all-time while their 118 blocks are second.

Inheriting a program that went 13-17 in 2016-17, Hayford led the 2017-18 Redhawks to finish 20-14 overall, 16-3 on their home court and 8-6 in Western Athletic Conference play. The win total marked a program high since returning to Division I in 2008-09, and marked the first 20-win DI season since 1963-64 when Seattle U finished 22-6. The 16 home victories was also a modern-day DI record, while the eight WAC wins was the most since joining the league in 2012-13. The fourth-place finish ties the best finish during the Redhawks six years competing in the WAC. The season culminated in Hayford's 10th national postseason appearance as a head coach as the Redhawks earned a berth in the Collegiate Basketball Invitational (CBI).

Hayford's up-tempo style of play saw the Redhawks set numerous modern-day DI program records including total points (2,589), field goals (881), field goal percentage (44.6), three-point field goals (312), free-throw percentage (73.8), rebounds (1,298) and blocks (123). Three Redhawks earned postseason honors from the WAC, including junior center Aaron Menzies (Second Team All-WAC, All-Defensive Team), sophomore guard Matej Kavaz (Second Team All-WAC) and graduate guard Jordan Hill (All-Newcomer Team). Menzies would set an all-time program record with 79 blocks and a modern-day DI record with 302 rebounds.

Hayford has 20 total seasons as a head coach, amassing an overall record of 398-204 (.670). Prior to Seattle U, he had stints at EWU, Whitworth (NCAA DIII) and Sioux Falls (NAIA). He has coached in 10 national postseason tournaments, including six (2003, 2007, 2008, 2009, 2010, 2011) at NCAA Division III Whitworth, three at EWU (2015, 2016, 2017) and one at Seattle U (2018).

In 2016-17, Hayford completed his sixth season as the head coach at EWU, leading the Eagles to a 22-12 overall record and a 13-5 mark in Big Sky Conference play. In six seasons with Hayford at the helm, the Eagles went to the NCAA Tournament (2015), the CBI Tournament (2016, 2017), earned a Big Sky regular season co-championship (2015) and won the Big Sky Tournament title (2015). Under Hayford, the Eagles had one Big Sky Conference Player of the Year (Jacob Wiles, 2017), two Big Sky Freshmen of the Year, 12 All-Big Sky selections, seven National Association of Basketball (NABC) All-District selections, two Associated Press honorable mention All-Americans and one NBA Draft pick (Tyler Harvey, 2015).

The building process at EWU hit its stride in 2014-15 when Hayford led the Eagles to a 26-9 mark, including a 14-4 Big Sky record. EWU went on to win the Big Sky Conference Tournament and earn a bid to the NCAA Tournament – the first postseason appearance for the program since 2003-04. The team featured Tyler Harvey, who

was the nation's leader in scoring (23.1 ppg) and three-pointers made per game (4.0), and went on to be the program's third all-time NBA Draft pick. For his efforts, Hayford was named Big Sky Co-Coach of the Year.

Before taking over at Eastern Washington in March of 2011, Hayford spent 10 seasons building Whitworth University in Spokane, Wash., into a NCAA Division III powerhouse. In his tenure at the helm of the Pirates, Hayford had a record of 217-57 and a winning percentage of .792. He was the Northwest Conference Coach of the Year five times, and twice was honored by the NABC as the West Region Coach of the Year.

Taking over a program that went 25-24 in the two seasons prior (1999-01), Hayford coached the Pirates to eight 20-win seasons, six appearances in the NCAA Division III Tournament (including the last five seasons in a row), five Northwest Conference titles, three NCAA DIII Sweet 16 appearances (2008, 2010, 2011) and one Elite Eight appearance (2011). At the time he left Whitworth, his career winning percentage ranked among the top 10 among all active NCAA Division III coaches.

Prior to Whitworth, Hayford was head coach at the University of Sioux Falls (S.D.), where he compiled a 37-27 record in two seasons. During his inaugural season (1999-2000), he led the Cougars to their first conference playoff appearance in five years. Hayford's Cougars finished the 2000-01 season at 22-12, setting a school record for wins in a season. Prior to Hayford's arrival, USF was 9-17 in 1998-99.

Hayford served as the top assistant coach at Azusa Pacific University (Calif.) from 1990-99, including eight seasons under Bill Odell. APU won seven consecutive Golden State Athletic Conference titles during that time and advanced to the NAIA Division I Final Four in each of his final two seasons there.

Hayford earned his bachelor's degree in social science from Azusa Pacific in 1989. He earned a master's degree in education from Claremont Graduate School in 1991. Hayford and his wife, Robin, have two adult children, daughter, Jayme, and son, Joseph.



Seattle University Basketball Seattle U Combined Team Statistics (as of Jan 16, 2021) All games

| RECORD: | OVERALL | HOME | AWAY | NEUTRAL |
|----------------|---------|------|------|---------|
| ALL GAMES | 7-6 | 4-1 | 1-4 | 2-1 |
| CONFERENCE | 0-1 | 0-1 | 0-0 | 0-0 |
| NON-CONFERENCE | 7-5 | 4-0 | 1-4 | 2-1 |

| | | Total | | | | | 3-Point | | F-Throw | | Rebounds | | | | | | | | | | | | | | | | | | | | | | | | | | | | | | | | | | | | | | | | | | | | | | | | | | | | | | | | | | | | | | | | | | | | | | | | | | | | | | | | | | | | | | | | | | | | | | | | | | | | | | | | | | | | | | | | | | | | | | | | | | | | | | | | | | | | | | | | | | | | | | | | | | | | | | | | | | | | | | | | | | | | | | | | | | | | | | | | | | | | | | | | | | | | | | | | | | | | | | | | | | | | | | | | | | | | | | | | | | | | | | | | | | | | | | | | | | | | | | | | | | | | | | | | | | | | | | | | | | | | | | | | | | | | | | | | | | | | | | | | | | | | | | | | | | | | | | | | | | | | | | | | | | | | | | | | | | | | | | | | | | | | | | | | | | | | | | | | | | | | | | | | | | | | | | | | | | | | | | | | | | | | | | | | | | | | | | | | | | | | | | | | | | | | | | | | | | | | | | | | | | | | | | | | | | | | | | | | | | | | | | | | | | | | | | | | | | | | | | | | | | | | | | | | | | | | | | | | | | | | | | | | | | | | | | | | | | | | | | | | | | | | | | | | | | | | | | | | | | | | | | | | | | | | | | | | | | | | | | | | | | | | | | | | | | | | | | | | | | | | | | | | | | | | | | | | | | | | | | | | | | | | | | | | | | | | | | | | | | | | | | | | | | | | | | | | | | | | | | | | | | | | | | | | | | | | | | | | | | | | | | | | | | | | | | | | | | | | | | | | | | | | | | | | | | | | | | | | | | | | | | | | | | | | | | | | | | | | | | | | | | | | | | | | | | | | | | | | | | | | | | | | | | | | | | | | | | | | | | | | | | | | | | | | | | | | | | | | | | | | | | | | | | | | | | | | | | | | | | | | | | | | | | | | | | | | | | | | | | | | | | | | | | | | | | | | | | | | | | | | | | | | | | | | | | | | | | | | | | | | | | | | | | | | | | | | | | | | | | | | | | | | | | | | | | | | | | | | | | | | | | | | | | | | | | | | | | | | | | | | | | | | | | | | | | | | | | | | | | | | | | | | | | | | | | | | | | | | | | | | | | | | | | | | | | | | | | | | | | | | | | | | | | | | | | | | | | | | | | | | | | | | | | | | | | | | | | | | | | | | | | | | | | | | | | | | | | | | | | | | | | | | | | | | | | | | | | | | | | | | | | | | | | | | | | | | | | | | | | | | | | | | | | | | | | | | | | | | | | | | | | | | | | | | | | | | | | | | | | | | | | | | | | | | | | | | | | | | | | | | | | | | | | | | | | | | | | | | | | | | | | | | | | | | | | | | | | | | | | | | | | | | | | | | | | | | | | | | | | | | | | | | | | | | | | | | | | | | | | | | | | | | | | | | | | | | | | | | | | | | | | | | | | | | | | | | | | | | | | | | | | | | | | | | | | | | | | | | | | | | | | | | | | | | | | | | | | | | | | | | | | | | | | | | | | | | | | | | | | | | | | | | | | | | | | | | | | | | | | | | | | | | | | | | | | | | | | | | | | | | | | | | | | | | | | | | | | | | | | | | | | | | | | | | | | | | | | | | | | | | | |
|--|--|-------|--|--|--|--|---------|--|---------|--|----------|--|--|--|--|--|--|--|--|--|--|--|--|--|--|--|--|--|--|--|--|--|--|--|--|--|--|--|--|--|--|--|--|--|--|--|--|--|--|--|--|--|--|--|--|--|--|--|--|--|--|--|--|--|--|--|--|--|--|--|--|--|--|--|--|--|--|--|--|--|--|--|--|--|--|--|--|--|--|--|--|--|--|--|--|--|--|--|--|--|--|--|--|--|--|--|--|--|--|--|--|--|--|--|--|--|--|--|--|--|--|--|--|--|--|--|--|--|--|--|--|--|--|--|--|--|--|--|--|--|--|--|--|--|--|--|--|--|--|--|--|--|--|--|--|--|--|--|--|--|--|--|--|--|--|--|--|--|--|--|--|--|--|--|--|--|--|--|--|--|--|--|--|--|--|--|--|--|--|--|--|--|--|--|--|--|--|--|--|--|--|--|--|--|--|--|--|--|--|--|--|--|--|--|--|--|--|--|--|--|--|--|--|--|--|--|--|--|--|--|--|--|--|--|--|--|--|--|--|--|--|--|--|--|--|--|--|--|--|--|--|--|--|--|--|--|--|--|--|--|--|--|--|--|--|--|--|--|--|--|--|--|--|--|--|--|--|--|--|--|--|--|--|--|--|--|--|--|--|--|--|--|--|--|--|--|--|--|--|--|--|--|--|--|--|--|--|--|--|--|--|--|--|--|--|--|--|--|--|--|--|--|--|--|--|--|--|--|--|--|--|--|--|--|--|--|--|--|--|--|--|--|--|--|--|--|--|--|--|--|--|--|--|--|--|--|--|--|--|--|--|--|--|--|--|--|--|--|--|--|--|--|--|--|--|--|--|--|--|--|--|--|--|--|--|--|--|--|--|--|--|--|--|--|--|--|--|--|--|--|--|--|--|--|--|--|--|--|--|--|--|--|--|--|--|--|--|--|--|--|--|--|--|--|--|--|--|--|--|--|--|--|--|--|--|--|--|--|--|--|--|--|--|--|--|--|--|--|--|--|--|--|--|--|--|--|--|--|--|--|--|--|--|--|--|--|--|--|--|--|--|--|--|--|--|--|--|--|--|--|--|--|--|--|--|--|--|--|--|--|--|--|--|--|--|--|--|--|--|--|--|--|--|--|--|--|--|--|--|--|--|--|--|--|--|--|--|--|--|--|--|--|--|--|--|--|--|--|--|--|--|--|--|--|--|--|--|--|--|--|--|--|--|--|--|--|--|--|--|--|--|--|--|--|--|--|--|--|--|--|--|--|--|--|--|--|--|--|--|--|--|--|--|--|--|--|--|--|--|--|--|--|--|--|--|--|--|--|--|--|--|--|--|--|--|--|--|--|--|--|--|--|--|--|--|--|--|--|--|--|--|--|--|--|--|--|--|--|--|--|--|--|--|--|--|--|--|--|--|--|--|--|--|--|--|--|--|--|--|--|--|--|--|--|--|--|--|--|--|--|--|--|--|--|--|--|--|--|--|--|--|--|--|--|--|--|--|--|--|--|--|--|--|--|--|--|--|--|--|--|--|--|--|--|--|--|--|--|--|--|--|--|--|--|--|--|--|--|--|--|--|--|--|--|--|--|--|--|--|--|--|--|--|--|--|--|--|--|--|--|--|--|--|--|--|--|--|--|--|--|--|--|--|--|--|--|--|--|--|--|--|--|--|--|--|--|--|--|--|--|--|--|--|--|--|--|--|--|--|--|--|--|--|--|--|--|--|--|--|--|--|--|--|--|--|--|--|--|--|--|--|--|--|--|--|--|--|--|--|--|--|--|--|--|--|--|--|--|--|--|--|--|--|--|--|--|--|--|--|--|--|--|--|--|--|--|--|--|--|--|--|--|--|--|--|--|--|--|--|--|--|--|--|--|--|--|--|--|--|--|--|--|--|--|--|--|--|--|--|--|--|--|--|--|--|--|--|--|--|--|--|--|--|--|--|--|--|--|--|--|--|--|--|--|--|--|--|--|--|--|--|--|--|--|--|--|--|--|--|--|--|--|--|--|--|--|--|--|--|--|--|--|--|--|--|--|--|--|--|--|--|--|--|--|--|--|--|--|--|--|--|--|--|--|--|--|--|--|--|--|--|--|--|--|--|--|--|--|--|--|--|--|--|--|--|--|--|--|--|--|--|--|--|--|--|--|--|--|--|--|--|--|--|--|--|--|--|--|--|--|--|--|--|--|--|--|--|--|--|--|--|--|--|--|--|--|--|--|--|--|--|--|--|--|--|--|--|--|--|--|--|--|--|--|--|--|--|--|--|--|--|--|--|--|--|--|--|--|--|--|--|--|--|--|--|--|--|--|--|--|--|--|--|--|--|--|--|--|--|--|--|--|--|--|--|--|--|--|--|--|--|--|--|--|--|--|--|--|--|--|--|--|--|--|--|--|--|--|--|--|--|--|--|--|--|--|--|--|--|--|--|--|--|--|--|--|--|--|--|--|--|--|--|--|--|--|--|--|--|--|--|--|--|--|--|--|--|--|--|--|--|--|--|--|--|--|--|--|--|--|--|--|--|--|--|--|--|--|--|--|--|--|--|--|--|--|--|--|--|--|--|--|--|--|--|--|--|--|--|--|--|--|--|--|--|--|--|--|--|--|--|--|--|--|--|--|--|--|--|--|--|--|--|--|--|--|--|--|--|--|--|--|--|--|--|--|--|--|--|--|--|--|--|--|--|--|--|--|--|--|--|--|--|--|--|--|--|--|--|--|--|--|--|--|--|--|--|--|--|--|--|--|--|--|--|--|--|--|--|--|--|--|--|--|--|--|--|--|--|--|--|--|--|--|--|--|--|--|--|--|--|--|--|--|--|--|--|--|--|--|--|--|--|--|--|--|--|--|--|--|--|--|--|--|--|--|--|--|--|--|--|--|--|--|--|--|--|--|--|--|--|--|--|--|--|--|--|--|--|--|--|--|--|--|--|--|--|--|--|--|--|--|--|--|--|--|--|--|--|--|--|--|--|--|--|--|--|--|--|--|--|--|--|--|--|--|--|--|--|--|--|--|--|--|--|--|--|--|--|--|--|--|--|--|--|--|--|--|--|--|--|--|--|--|--|--|--|--|--|--|--|--|
|--|--|-------|--|--|--|--|---------|--|---------|--|----------|--|--|--|--|--|--|--|--|--|--|--|--|--|--|--|--|--|--|--|--|--|--|--|--|--|--|--|--|--|--|--|--|--|--|--|--|--|--|--|--|--|--|--|--|--|--|--|--|--|--|--|--|--|--|--|--|--|--|--|--|--|--|--|--|--|--|--|--|--|--|--|--|--|--|--|--|--|--|--|--|--|--|--|--|--|--|--|--|--|--|--|--|--|--|--|--|--|--|--|--|--|--|--|--|--|--|--|--|--|--|--|--|--|--|--|--|--|--|--|--|--|--|--|--|--|--|--|--|--|--|--|--|--|--|--|--|--|--|--|--|--|--|--|--|--|--|--|--|--|--|--|--|--|--|--|--|--|--|--|--|--|--|--|--|--|--|--|--|--|--|--|--|--|--|--|--|--|--|--|--|--|--|--|--|--|--|--|--|--|--|--|--|--|--|--|--|--|--|--|--|--|--|--|--|--|--|--|--|--|--|--|--|--|--|--|--|--|--|--|--|--|--|--|--|--|--|--|--|--|--|--|--|--|--|--|--|--|--|--|--|--|--|--|--|--|--|--|--|--|--|--|--|--|--|--|--|--|--|--|--|--|--|--|--|--|--|--|--|--|--|--|--|--|--|--|--|--|--|--|--|--|--|--|--|--|--|--|--|--|--|--|--|--|--|--|--|--|--|--|--|--|--|--|--|--|--|--|--|--|--|--|--|--|--|--|--|--|--|--|--|--|--|--|--|--|--|--|--|--|--|--|--|--|--|--|--|--|--|--|--|--|--|--|--|--|--|--|--|--|--|--|--|--|--|--|--|--|--|--|--|--|--|--|--|--|--|--|--|--|--|--|--|--|--|--|--|--|--|--|--|--|--|--|--|--|--|--|--|--|--|--|--|--|--|--|--|--|--|--|--|--|--|--|--|--|--|--|--|--|--|--|--|--|--|--|--|--|--|--|--|--|--|--|--|--|--|--|--|--|--|--|--|--|--|--|--|--|--|--|--|--|--|--|--|--|--|--|--|--|--|--|--|--|--|--|--|--|--|--|--|--|--|--|--|--|--|--|--|--|--|--|--|--|--|--|--|--|--|--|--|--|--|--|--|--|--|--|--|--|--|--|--|--|--|--|--|--|--|--|--|--|--|--|--|--|--|--|--|--|--|--|--|--|--|--|--|--|--|--|--|--|--|--|--|--|--|--|--|--|--|--|--|--|--|--|--|--|--|--|--|--|--|--|--|--|--|--|--|--|--|--|--|--|--|--|--|--|--|--|--|--|--|--|--|--|--|--|--|--|--|--|--|--|--|--|--|--|--|--|--|--|--|--|--|--|--|--|--|--|--|--|--|--|--|--|--|--|--|--|--|--|--|--|--|--|--|--|--|--|--|--|--|--|--|--|--|--|--|--|--|--|--|--|--|--|--|--|--|--|--|--|--|--|--|--|--|--|--|--|--|--|--|--|--|--|--|--|--|--|--|--|--|--|--|--|--|--|--|--|--|--|--|--|--|--|--|--|--|--|--|--|--|--|--|--|--|--|--|--|--|--|--|--|--|--|--|--|--|--|--|--|--|--|--|--|--|--|--|--|--|--|--|--|--|--|--|--|--|--|--|--|--|--|--|--|--|--|--|--|--|--|--|--|--|--|--|--|--|--|--|--|--|--|--|--|--|--|--|--|--|--|--|--|--|--|--|--|--|--|--|--|--|--|--|--|--|--|--|--|--|--|--|--|--|--|--|--|--|--|--|--|--|--|--|--|--|--|--|--|--|--|--|--|--|--|--|--|--|--|--|--|--|--|--|--|--|--|--|--|--|--|--|--|--|--|--|--|--|--|--|--|--|--|--|--|--|--|--|--|--|--|--|--|--|--|--|--|--|--|--|--|--|--|--|--|--|--|--|--|--|--|--|--|--|--|--|--|--|--|--|--|--|--|--|--|--|--|--|--|--|--|--|--|--|--|--|--|--|--|--|--|--|--|--|--|--|--|--|--|--|--|--|--|--|--|--|--|--|--|--|--|--|--|--|--|--|--|--|--|--|--|--|--|--|--|--|--|--|--|--|--|--|--|--|--|--|--|--|--|--|--|--|--|--|--|--|--|--|--|--|--|--|--|--|--|--|--|--|--|--|--|--|--|--|--|--|--|--|--|--|--|--|--|--|--|--|--|--|--|--|--|--|--|--|--|--|--|--|--|--|--|--|--|--|--|--|--|--|--|--|--|--|--|--|--|--|--|--|--|--|--|--|--|--|--|--|--|--|--|--|--|--|--|--|--|--|--|--|--|--|--|--|--|--|--|--|--|--|--|--|--|--|--|--|--|--|--|--|--|--|--|--|--|--|--|--|--|--|--|--|--|--|--|--|--|--|--|--|--|--|--|--|--|--|--|--|--|--|--|--|--|--|--|--|--|--|--|--|--|--|--|--|--|--|--|--|--|--|--|--|--|--|--|--|--|--|--|--|--|--|--|--|--|--|--|--|--|--|--|--|--|--|--|--|--|--|--|--|--|--|--|--|--|--|--|--|--|--|--|--|--|--|--|--|--|--|--|--|--|--|--|--|--|--|--|--|--|--|--|--|--|--|--|--|--|--|--|--|--|--|--|--|--|--|--|--|--|--|--|--|--|--|--|--|--|--|--|--|--|--|--|--|--|--|--|--|--|--|--|--|--|--|--|--|--|--|--|--|--|--|--|--|--|--|--|--|--|--|--|--|--|--|--|--|--|--|--|--|--|--|--|--|--|--|--|--|--|--|--|--|--|--|--|--|--|--|--|--|--|--|--|--|--|--|--|--|--|--|--|--|--|--|--|--|--|--|--|--|--|--|--|--|--|--|--|--|--|--|--|--|--|--|--|--|--|--|--|--|--|--|--|--|--|--|--|--|--|--|--|--|--|--|--|--|--|--|--|--|--|--|--|--|--|--|--|--|--|--|--|--|--|--|--|--|--|--|--|--|--|--|--|--|--|--|--|--|--|--|--|--|--|--|--|--|--|--|--|--|--|--|--|--|--|--|--|--|--|--|--|--|--|--|--|--|--|--|--|--|--|--|--|--|--|--|--|--|--|--|--|--|--|

| TEAM STATISTICS | SU | OPP |
|------------------------|---------|---------|
| SCORING | 963 | 865 |
| Points per game | 74.1 | 66.5 |
| Scoring margin | +7.5 | - |
| FIELD GOALS-ATT | 352-821 | 295-712 |
| Field goal pct | .429 | .414 |
| 3 POINT FG-ATT | 102-338 | 76-234 |
| 3-point FG pct | .302 | .325 |
| 3-pt FG made per game | 7.8 | 5.8 |
| FREE THROWS-ATT | 157-219 | 199-276 |
| Free throw pct | .717 | .721 |
| F-Throws made per game | 12.1 | 15.3 |
| REBOUNDS | 455 | 470 |
| Rebounds per game | 35.0 | 36.2 |
| Rebounding margin | -1.2 | - |
| ASSISTS | 176 | 143 |
| Assists per game | 13.5 | 11.0 |
| TURNOVERS | 136 | 205 |
| Turnovers per game | 10.5 | 15.8 |
| Turnover margin | +5.3 | - |
| Assist/turnover ratio | 1.3 | 0.7 |
| STEALS | 83 | 64 |
| Steals per game | 6.4 | 4.9 |
| BLOCKS | 53 | 38 |
| Blocks per game | 4.1 | 2.9 |
| ATTENDANCE | 0 | 0 |
| Home games-Avg/Game | 5-0 | 5-0 |
| Neutral site-Avg/Game | - | 3-0 |

| Date | Opponent | Score | Att. |
|-------------|-------------------|-----------|------|
| ^ 11/25/20 | at Portland | W 84-72 | 0 |
| ^ 11/27/20 | vs William Jessup | W 77-53 | 0 |
| \$ 11/29/20 | vs Air Force | W 63-45 | 0 |
| \$ 11/30/20 | vs CSUN | L 65-76 | 0 |
| 12/03/20 | at UCLA | L 52-78 | 0 |
| 12/06/20 | at Long Beach St. | L 75-80 | 0 |
| 12/09/20 | at Washington | L 41-73 | 0 |
| 12/13/20 | NORTHWEST (WA) | W 89-40 | 0 |
| 12/17/20 | COL. OF IDAHO | W 78-54 | 0 |
| 12/22/20 | at California | L 65-70 | 0 |
| 12/30/20 | PORTLAND | W 84-68 | 0 |
| 01/09/21 | SAINT MARTIN'S | W 98-63 | 0 |
| * 01/15/21 | UTAH VALLEY | Lot 92-93 | 0 |

* = WAC game

^ = U.S. Bank Portland Invitational

\$ = 2020 Vegas Bubble

| Score by Periods | 1st | 2nd | OT | Totals |
|------------------|-----|-----|----|--------|
| Seattle U | 433 | 518 | 12 | 963 |
| Opponents | 421 | 431 | 13 | 865 |



Seattle University Basketball
Seattle U Season Schedule/Results & Leaders (as of Jan 16, 2021)
All games

| RECORD: | OVERALL | HOME | AWAY | NEUTRAL |
|----------------|----------------|-------------|-------------|----------------|
| ALL GAMES | 7-6 | 4-1 | 1-4 | 2-1 |
| CONFERENCE | 0-1 | 0-1 | 0-0 | 0-0 |
| NON-CONFERENCE | 7-5 | 4-0 | 1-4 | 2-1 |

| Date | Opponent | | Score | Att. | High Points | High Rebounds |
|-------------|--------------------|---|--------------|-------------|----------------------|----------------------|
| 11/25/20 | ^at Portland | W | 84-72 | | (28)Riley Grigsby | (9)Kobe Williamson |
| 11/27/20 | ^vs William Jessup | W | 77-53 | | (19)Darrion Trammell | (8)Emeka Udenyi |
| 11/29/20 | \$vs Air Force | W | 63-45 | | (13)Riley Grigsby | (6)Kobe Williamson |
| 11/30/20 | \$vs CSUN | | 65-76 | L | (25)Darrion Trammell | (9)Kobe Williamson |
| 12/03/20 | at UCLA | | 52-78 | L | (12)Riley Grigsby | (6)Jared Pearre |
| 12/06/20 | at Long Beach St. | | 75-80 | L | (32)Darrion Trammell | (10)Kobe Williamson |
| 12/09/20 | at Washington | | 41-73 | L | (12)Emeka Udenyi | (7)Kobe Williamson |
| 12/13/20 | NORTHWEST (WA) | W | 89-40 | | (27)Riley Grigsby | (6)Daron Henson |
| | | | | | | (6)Emeka Udenyi |
| 12/17/20 | COL. OF IDAHO | W | 78-54 | | (16)Darrion Trammell | (10)Emeka Udenyi |
| 12/22/20 | at California | | 65-70 | L | (20)Riley Grigsby | (10)Emeka Udenyi |
| 12/30/20 | PORTLAND | W | 84-68 | | (25)Darrion Trammell | (11)Emeka Udenyi |
| 01/09/21 | SAINT MARTIN'S | W | 98-63 | | (24)Riley Grigsby | (11)Emeka Udenyi |
| 01/15/21 | *UTAH VALLEY | | 92-93 | Lot | (26)Darrion Trammell | (7)Darrion Trammell |

* = WAC game

^ = U.S. Bank Portland Invitational

\$ = 2020 Vegas Bubble

| Attendance Summary | Games | Attend | Avg/Game |
|---------------------------|--------------|---------------|-----------------|
| Home | 5 | 0 | 0 |
| Away | 5 | 0 | 0 |
| Neutral | 3 | 0 | 0 |
| Total | 13 | 0 | 0 |



2020-21 TEAM GAME-BY-GAME

Seattle University Basketball Seattle U Team Game-by-Game (as of Jan 16, 2021) All games

TEAM STATISTICS

| Opponent | Date | Score | | Total | | 3-Pointers | | Free throws | | Rebounds | | | | pf | a | t/o | blk | stl | pts | avg |
|-------------------|----------|-------|-----|---------|------|------------|------|-------------|-------|----------|-----|-----|------|-----|-----|-----|-----|-----|-----|------|
| | | | | fg-fga | pct | 3fg-fga | pct | ft-fa | pct | off | def | tot | avg | | | | | | | |
| at Portland | 11/25/20 | 84-72 | W | 31-68 | .456 | 12-29 | .414 | 10-13 | .769 | 9 | 24 | 33 | 33.0 | 21 | 19 | 8 | 6 | 8 | 84 | 84.0 |
| vs William Jessup | 11/27/20 | 77-53 | W | 30-69 | .435 | 7-27 | .259 | 10-17 | .588 | 16 | 24 | 40 | 36.5 | 19 | 12 | 9 | 6 | 8 | 77 | 80.5 |
| vs Air Force | 11/29/20 | 63-45 | W | 24-57 | .421 | 11-29 | .379 | 4-6 | .667 | 10 | 20 | 30 | 34.3 | 13 | 16 | 9 | 3 | 4 | 63 | 74.7 |
| vs CSUN | 11/30/20 | 65-76 | L | 23-62 | .371 | 7-29 | .241 | 12-17 | .706 | 12 | 25 | 37 | 35.0 | 19 | 11 | 13 | 2 | 5 | 65 | 72.2 |
| at UCLA | 12/03/20 | 52-78 | L | 23-59 | .390 | 3-23 | .130 | 3-9 | .333 | 6 | 18 | 24 | 32.8 | 23 | 8 | 14 | 3 | 10 | 52 | 68.2 |
| at Long Beach St. | 12/06/20 | 75-80 | L | 24-64 | .375 | 13-33 | .394 | 14-23 | .609 | 11 | 25 | 36 | 33.3 | 22 | 12 | 11 | 2 | 4 | 75 | 69.3 |
| at Washington | 12/09/20 | 41-73 | L | 17-59 | .288 | 4-23 | .174 | 3-7 | .429 | 8 | 21 | 29 | 32.7 | 15 | 10 | 14 | 1 | 6 | 41 | 65.3 |
| NORTHWEST (WA) | 12/13/20 | 89-40 | W | 34-59 | .576 | 5-21 | .238 | 16-20 | .800 | 6 | 28 | 34 | 32.9 | 13 | 13 | 9 | 7 | 6 | 89 | 68.2 |
| COL. OF IDAHO | 12/17/20 | 78-54 | W | 28-63 | .444 | 5-26 | .192 | 17-20 | .850 | 13 | 24 | 37 | 33.3 | 16 | 13 | 9 | 6 | 8 | 78 | 69.3 |
| at California | 12/22/20 | 65-70 | L | 27-60 | .450 | 5-23 | .217 | 6-6 | 1.000 | 9 | 23 | 32 | 33.2 | 18 | 14 | 8 | 1 | 4 | 65 | 68.9 |
| PORTLAND | 12/30/20 | 84-68 | W | 33-68 | .485 | 8-23 | .348 | 10-16 | .625 | 11 | 36 | 47 | 34.5 | 18 | 22 | 13 | 8 | 3 | 84 | 70.3 |
| SAINT MARTIN'S | 01/09/21 | 98-63 | W | 33-60 | .550 | 13-28 | .464 | 19-25 | .760 | 8 | 35 | 43 | 35.2 | 17 | 21 | 8 | 5 | 5 | 98 | 72.6 |
| UTAH VALLEY | 01/15/21 | 92-93 | Lot | 25-73 | .342 | 9-24 | .375 | 33-40 | .825 | 13 | 20 | 33 | 35.0 | 29 | 5 | 11 | 3 | 12 | 92 | 74.1 |
| Seattle U | | 963 | | 352-821 | .429 | 102-338 | .302 | 157-219 | .717 | 132 | 323 | 455 | 35.0 | 243 | 176 | 136 | 53 | 83 | 963 | 74.1 |
| Opponents | | 865 | | 295-712 | .414 | 76-234 | .325 | 199-276 | .721 | 113 | 357 | 470 | 36.2 | 246 | 143 | 205 | 38 | 64 | 865 | 66.5 |

Games played: 13
Points/game: 74.1
FG Pct: 42.9
3FG Pct: 30.2
FT Pct: 71.7

Rebounds/game: 35.0
Assists/game: 13.5
Turnovers/game: 10.5
Assist/turnover ratio: 1.3
Steals/game: 6.4
Blocks/game: 4.1



2020-21 POINTS-REBOUNDS-ASSISTS

Seattle University Basketball Seattle U Points-Rebounds-Assists (as of Jan 16, 2021) All games

| Opponent | Date | Score | | 00 ECONOMOU,R | 01 PANDZA,VAS | 02 HOPKINS,TR | 05 WALL,JOE | 10 NETTLES,AA | 11 GRIGSBY,RI | 12 TRAMMELL,D |
|-------------------|----------|-------|---|------------------|------------------|------------------|----------------|------------------|------------------|------------------|
| at Portland | 11/25/20 | 84-72 | W | 4-2-0 | 0-2-0 | DNP | DNP | 8-0-4 | 28-6-4 | 17-5-9 |
| vs William Jessup | 11/27/20 | 77-53 | W | 8-4-2 | 2-2-0 | DNP | 5-1-0 | 5-2-3 | 14-4-2 | 19-7-4 |
| vs Air Force | 11/29/20 | 63-45 | W | 12-4-0 | 0-2-0 | DNP | 0-0-0 | 12-4-5 | 13-1-3 | 12-2-5 |
| vs CSUN | 11/30/20 | 65-76 | L | 6-0-1 | 1-1-0 | 0-0-0 | 3-0-0 | 10-2-0 | 18-8-0 | 25-2-5 |
| at UCLA | 12/03/20 | 52-78 | L | 4-0-0 | 0-0-0 | DNP | 2-0-0 | 11-0-2 | 12-4-1 | 8-2-4 |
| at Long Beach St. | 12/06/20 | 75-80 | L | 0-2-0 | 2-0-0 | DNP | 0-0-0 | 3-0-2 | 24-2-2 | 32-7-7 |
| at Washington | 12/09/20 | 41-73 | L | 0-0-0 | 3-2-1 | 0-0-0 | 3-0-0 | 2-1-4 | 6-5-1 | 9-4-1 |
| NORTHWEST (WA) | 12/13/20 | 89-40 | W | 3-2-0 | 3-0-2 | 4-1-0 | 0-1-0 | DNP | 27-5-0 | 15-4-6 |
| COL. OF IDAHO | 12/17/20 | 78-54 | W | 0-1-1 | 13-2-0 | 4-0-1 | 0-0-0 | DNP | 15-3-0 | 16-3-6 |
| at California | 12/22/20 | 65-70 | L | 0-0-0 | 7-1-0 | DNP | 0-0-0 | DNP | 20-8-1 | 15-5-8 |
| PORTLAND | 12/30/20 | 84-68 | W | DNP | DNP | 5-1-0 | 0-0-0 | 3-2-1 | 22-10-4 | 25-3-13 |
| SAINT MARTIN'S | 01/09/21 | 98-63 | W | 6-0-1 | DNP | 4-2-2 | 8-2-0 | 16-6-3 | 24-6-0 | 17-3-7 |
| UTAH VALLEY | 01/15/21 | 92-93 | L | 0-1-0 | 10-0-0 | 4-1-0 | 0-0-0 | 19-2-0 | 20-3-0 | 26-7-4 |

| Opponent | Date | Score | | 13 STUART,ANG | 15 UDENYE,EME | 21 RAJKOVIC,V | 23 HENSON,DAR | 24 ROBINSON,N | 25 PEARRE,JAR | 33 WILLIAMSON |
|-------------------|----------|-------|---|------------------|------------------|------------------|------------------|------------------|------------------|------------------|
| at Portland | 11/25/20 | 84-72 | W | 2-1-1 | 12-6-0 | 0-0-1 | 3-0-0 | DNP | 0-0-0 | 10-9-0 |
| vs William Jessup | 11/27/20 | 77-53 | W | 4-0-0 | 11-8-0 | DNP | 0-2-0 | DNP | 3-4-0 | 6-4-1 |
| vs Air Force | 11/29/20 | 63-45 | W | 0-0-0 | 3-5-3 | DNP | DNP | DNP | DNP | 11-6-0 |
| vs CSUN | 11/30/20 | 65-76 | L | 0-0-0 | 0-8-4 | DNP | 0-2-0 | DNP | 2-4-0 | 0-9-1 |
| at UCLA | 12/03/20 | 52-78 | L | 0-0-0 | 6-4-0 | DNP | 2-2-0 | 3-1-0 | 2-6-1 | 2-3-0 |
| at Long Beach St. | 12/06/20 | 75-80 | L | DNP | 4-8-1 | DNP | 1-2-0 | 0-2-0 | 2-2-0 | 7-10-0 |
| at Washington | 12/09/20 | 41-73 | L | 0-0-0 | 12-6-1 | DNP | 2-1-0 | 0-0-0 | 0-0-0 | 4-7-2 |
| NORTHWEST (WA) | 12/13/20 | 89-40 | W | 7-0-0 | 8-6-3 | DNP | 7-6-0 | DNP | 12-4-1 | 3-4-1 |
| COL. OF IDAHO | 12/17/20 | 78-54 | W | 2-0-1 | 12-10-1 | DNP | 3-1-0 | DNP | 6-5-2 | 7-8-1 |
| at California | 12/22/20 | 65-70 | L | 0-0-1 | 14-10-3 | DNP | 0-0-0 | DNP | 2-0-0 | 7-7-1 |
| PORTLAND | 12/30/20 | 84-68 | W | 0-0-0 | 4-11-3 | DNP | DNP | DNP | 18-10-1 | 7-7-0 |
| SAINT MARTIN'S | 01/09/21 | 98-63 | W | 3-0-0 | 11-11-6 | DNP | 0-1-0 | DNP | 5-6-0 | 4-4-1 |
| UTAH VALLEY | 01/15/21 | 92-93 | L | 0-0-0 | 6-5-0 | DNP | 0-0-0 | DNP | 6-5-0 | 1-2-1 |



Seattle University Basketball
Seattle U Team High/Low Analysis (as of Jan 16, 2021)
All games

Seattle U - TEAM GAME HIGHS

| | | |
|-----------------------|--------------|------------------------------|
| POINTS | 98 | SAINT MARTIN'S (01/09/21) |
| | 92 | UTAH VALLEY (01/15/21) |
| | 89 | NORTHWEST (WA) (12/13/20) |
| | 84 | PORTLAND (12/30/20) |
| | 84 | at Portland (11/25/20) |
| FIELD GOALS MADE | 34 | NORTHWEST (WA) (12/13/20) |
| | 33 | SAINT MARTIN'S (01/09/21) |
| | 33 | PORTLAND (12/30/20) |
| FIELD GOAL ATTEMPTS | 73 | UTAH VALLEY (01/15/21) |
| | 69 | vs William Jessup (11/27/20) |
| FIELD GOAL PERCENTAGE | .576 (34-59) | NORTHWEST (WA) (12/13/20) |
| | .550 (33-60) | SAINT MARTIN'S (01/09/21) |
| 3 PT FIELD GOALS MADE | 13 | SAINT MARTIN'S (01/09/21) |
| | 13 | at Long Beach St. (12/06/20) |
| 3 PT FG ATTEMPTS | 33 | at Long Beach St. (12/06/20) |
| | 29 | vs CSUN (11/30/20) |
| | 29 | vs Air Force (11/29/20) |
| | 29 | at Portland (11/25/20) |
| 3 PT FG PERCENTAGE | .464 (13-28) | SAINT MARTIN'S (01/09/21) |
| | .414 (12-29) | at Portland (11/25/20) |
| FREE THROWS MADE | 33 | UTAH VALLEY (01/15/21) |
| | 19 | SAINT MARTIN'S (01/09/21) |
| FREE THROW ATTEMPTS | 40 | UTAH VALLEY (01/15/21) |
| | 25 | SAINT MARTIN'S (01/09/21) |
| FREE THROW PERCENTAGE | 1.000 (6-6) | at California (12/22/20) |
| | .850 (17-20) | COL. OF IDAHO (12/17/20) |
| REBOUNDS | 47 | PORTLAND (12/30/20) |
| | 43 | SAINT MARTIN'S (01/09/21) |
| ASSISTS | 22 | PORTLAND (12/30/20) |
| | 21 | SAINT MARTIN'S (01/09/21) |
| STEALS | 12 | UTAH VALLEY (01/15/21) |
| | 10 | at UCLA (12/03/20) |
| BLOCKED SHOTS | 8 | PORTLAND (12/30/20) |
| | 7 | NORTHWEST (WA) (12/13/20) |
| TURNOVERS | 14 | at Washington (12/09/20) |
| | 14 | at UCLA (12/03/20) |
| FOULS | 29 | UTAH VALLEY (01/15/21) |
| | 23 | at UCLA (12/03/20) |

Seattle University Basketball
Seattle U High/Low Analysis (as of Jan 16, 2021)
All games

Opponent - GAME HIGHS

| | | |
|-----------------------|--------------|------------------------------|
| POINTS | 93 | UTAH VALLEY (01/15/21) |
| | 80 | at Long Beach St. (12/06/20) |
| | 78 | at UCLA (12/03/20) |
| | 76 | vs CSUN (11/30/20) |
| | 73 | at Washington (12/09/20) |
| FIELD GOALS MADE | 30 | UTAH VALLEY (01/15/21) |
| | 28 | at Long Beach St. (12/06/20) |
| | 28 | at UCLA (12/03/20) |
| FIELD GOAL ATTEMPTS | 69 | SAINT MARTIN'S (01/09/21) |
| | 64 | PORTLAND (12/30/20) |
| FIELD GOAL PERCENTAGE | .549 (28-51) | at UCLA (12/03/20) |
| | .526 (30-57) | UTAH VALLEY (01/15/21) |
| 3 PT FIELD GOALS MADE | 8 | at Washington (12/09/20) |
| | 7 | SAINT MARTIN'S (01/09/21) |
| | 7 | PORTLAND (12/30/20) |
| 3 PT FG ATTEMPTS | 27 | NORTHWEST (WA) (12/13/20) |
| | 22 | PORTLAND (12/30/20) |
| 3 PT FG PERCENTAGE | .533 (8-15) | at Washington (12/09/20) |
| | .462 (6-13) | at Portland (11/25/20) |
| FREE THROWS MADE | 29 | UTAH VALLEY (01/15/21) |
| | 19 | at Long Beach St. (12/06/20) |
| | 19 | vs CSUN (11/30/20) |
| FREE THROW ATTEMPTS | 41 | UTAH VALLEY (01/15/21) |
| | 26 | at Long Beach St. (12/06/20) |
| FREE THROW PERCENTAGE | 1.000 (7-7) | NORTHWEST (WA) (12/13/20) |
| | .875 (7-8) | vs Air Force (11/29/20) |
| REBOUNDS | 45 | UTAH VALLEY (01/15/21) |
| | 43 | at Long Beach St. (12/06/20) |
| ASSISTS | 16 | at UCLA (12/03/20) |
| | 15 | at Long Beach St. (12/06/20) |
| | 15 | vs CSUN (11/30/20) |
| STEALS | 8 | PORTLAND (12/30/20) |
| | 8 | vs CSUN (11/30/20) |
| BLOCKED SHOTS | 5 | UTAH VALLEY (01/15/21) |
| | 5 | PORTLAND (12/30/20) |
| | 5 | at Washington (12/09/20) |
| TURNOVERS | 23 | NORTHWEST (WA) (12/13/20) |
| | 22 | UTAH VALLEY (01/15/21) |
| FOULS | 29 | UTAH VALLEY (01/15/21) |
| | 23 | NORTHWEST (WA) (12/13/20) |
| | 23 | vs William Jessup (11/27/20) |

Seattle University Basketball
Seattle U High/Low Analysis (as of Jan 16, 2021)
All games

Seattle U - GAME LOWS

| | | |
|-----------------------|--------------|------------------------------|
| POINTS | 41 | at Washington (12/09/20) |
| | 52 | at UCLA (12/03/20) |
| | 63 | vs Air Force (11/29/20) |
| | 65 | vs CSUN (11/30/20) |
| | 65 | at California (12/22/20) |
| FIELD GOALS MADE | 17 | at Washington (12/09/20) |
| | 23 | vs CSUN (11/30/20) |
| | 23 | at UCLA (12/03/20) |
| FIELD GOAL ATTEMPTS | 57 | vs Air Force (11/29/20) |
| | 59 | at UCLA (12/03/20) |
| | 59 | at Washington (12/09/20) |
| | 59 | NORTHWEST (WA) (12/13/20) |
| FIELD GOAL PERCENTAGE | .288 (17-59) | at Washington (12/09/20) |
| | .342 (25-73) | UTAH VALLEY (01/15/21) |
| 3 PT FIELD GOALS MADE | 3 | at UCLA (12/03/20) |
| | 4 | at Washington (12/09/20) |
| 3 PT FG ATTEMPTS | 21 | NORTHWEST (WA) (12/13/20) |
| | 23 | at UCLA (12/03/20) |
| | 23 | at Washington (12/09/20) |
| | 23 | at California (12/22/20) |
| | 23 | PORTLAND (12/30/20) |
| 3 PT FG PERCENTAGE | .130 (3-23) | at UCLA (12/03/20) |
| | .174 (4-23) | at Washington (12/09/20) |
| FREE THROWS MADE | 3 | at UCLA (12/03/20) |
| | 3 | at Washington (12/09/20) |
| FREE THROW ATTEMPTS | 6 | vs Air Force (11/29/20) |
| | 6 | at California (12/22/20) |
| FREE THROW PERCENTAGE | .333 (3-9) | at UCLA (12/03/20) |
| | .429 (3-7) | at Washington (12/09/20) |
| REBOUNDS | 24 | at UCLA (12/03/20) |
| | 29 | at Washington (12/09/20) |
| ASSISTS | 5 | UTAH VALLEY (01/15/21) |
| | 8 | at UCLA (12/03/20) |
| STEALS | 3 | PORTLAND (12/30/20) |
| | 4 | vs Air Force (11/29/20) |
| | 4 | at Long Beach St. (12/06/20) |
| | 4 | at California (12/22/20) |
| BLOCKED SHOTS | 1 | at Washington (12/09/20) |
| | 1 | at California (12/22/20) |
| TURNOVERS | 8 | at Portland (11/25/20) |
| | 8 | at California (12/22/20) |
| | 8 | SAINT MARTIN'S (01/09/21) |
| FOULS | 13 | vs Air Force (11/29/20) |
| | 13 | NORTHWEST (WA) (12/13/20) |

Seattle University Basketball
Seattle U High/Low Analysis (as of Jan 16, 2021)
All games

Opponent - GAME LOWS

| | | |
|-----------------------|--------------|------------------------------|
| POINTS | 40 | NORTHWEST (WA) (12/13/20) |
| | 45 | vs Air Force (11/29/20) |
| | 53 | vs William Jessup (11/27/20) |
| | 54 | COL. OF IDAHO (12/17/20) |
| | 63 | SAINT MARTIN'S (01/09/21) |
| FIELD GOALS MADE | 14 | NORTHWEST (WA) (12/13/20) |
| | 15 | vs William Jessup (11/27/20) |
| FIELD GOAL ATTEMPTS | 40 | vs Air Force (11/29/20) |
| | 46 | vs William Jessup (11/27/20) |
| FIELD GOAL PERCENTAGE | .241 (14-58) | NORTHWEST (WA) (12/13/20) |
| | .326 (15-46) | vs William Jessup (11/27/20) |
| 3 PT FIELD GOALS MADE | 4 | UTAH VALLEY (01/15/21) |
| | 5 | vs William Jessup (11/27/20) |
| | 5 | vs CSUN (11/30/20) |
| | 5 | at Long Beach St. (12/06/20) |
| | 5 | NORTHWEST (WA) (12/13/20) |
| 3 PT FG ATTEMPTS | 13 | at Portland (11/25/20) |
| | 14 | vs CSUN (11/30/20) |
| | 14 | UTAH VALLEY (01/15/21) |
| 3 PT FG PERCENTAGE | .185 (5-27) | NORTHWEST (WA) (12/13/20) |
| | .263 (5-19) | vs William Jessup (11/27/20) |
| FREE THROWS MADE | 7 | vs Air Force (11/29/20) |
| | 7 | NORTHWEST (WA) (12/13/20) |
| FREE THROW ATTEMPTS | 7 | NORTHWEST (WA) (12/13/20) |
| | 8 | vs Air Force (11/29/20) |
| FREE THROW PERCENTAGE | .556 (10-18) | SAINT MARTIN'S (01/09/21) |
| | .600 (12-20) | COL. OF IDAHO (12/17/20) |
| REBOUNDS | 25 | vs Air Force (11/29/20) |
| | 29 | vs William Jessup (11/27/20) |
| ASSISTS | 8 | vs William Jessup (11/27/20) |
| | 8 | NORTHWEST (WA) (12/13/20) |
| STEALS | 2 | at Portland (11/25/20) |
| | 2 | vs Air Force (11/29/20) |
| BLOCKED SHOTS | 0 | vs Air Force (11/29/20) |
| | 1 | at Portland (11/25/20) |
| | 1 | NORTHWEST (WA) (12/13/20) |
| TURNOVERS | 10 | at California (12/22/20) |
| | 10 | PORTLAND (12/30/20) |
| | 10 | SAINT MARTIN'S (01/09/21) |
| FOULS | 11 | at California (12/22/20) |
| | 14 | at Washington (12/09/20) |



2020-21 PLAYER GAME-BY-GAME

#00 Rip Economou

| Opponent | Date | gs | min | Total | | 3-Pointers | | Free throws | | Rebounds | | | | pf | a | t/o | blk | stl | pts | avg | |
|-------------------|----------|----|-----|--------|-------|------------|-------|-------------|-------|----------|-----|-----|-----|-----|----|-----|-----|-----|-----|-----|-----|
| | | | | fg-fga | pct | 3fg-fga | pct | ft-fga | pct | off | def | tot | avg | | | | | | | | |
| at Portland | 11/25/20 | * | 10 | 1-6 | .167 | 0-2 | .000 | 2-2 | 1.000 | 0 | 2 | 2 | 2.0 | 1 | 0 | 0 | 0 | 2 | 4 | 4.0 | |
| vs William Jessup | 11/27/20 | * | 18 | 3-5 | .600 | 2-4 | .500 | 0-0 | .000 | 0 | 4 | 4 | 3.0 | 2 | 2 | 1 | 1 | 0 | 8 | 6.0 | |
| vs Air Force | 11/29/20 | * | 28 | 4-10 | .400 | 4-9 | .444 | 0-0 | .000 | 0 | 4 | 4 | 3.3 | 1 | 0 | 1 | 0 | 0 | 12 | 8.0 | |
| vs CSUN | 11/30/20 | * | 17 | 2-8 | .250 | 2-5 | .400 | 0-0 | .000 | 0 | 0 | 0 | 2.5 | 2 | 1 | 0 | 0 | 0 | 6 | 7.5 | |
| at UCLA | 12/03/20 | * | 11 | 2-5 | .400 | 0-3 | .000 | 0-0 | .000 | 0 | 0 | 0 | 2.0 | 2 | 0 | 2 | 0 | 1 | 4 | 6.8 | |
| at Long Beach St. | 12/06/20 | | 6 | 0-1 | .000 | 0-1 | .000 | 0-0 | .000 | 0 | 2 | 2 | 2.0 | 1 | 0 | 0 | 0 | 0 | 0 | 5.7 | |
| at Washington | 12/09/20 | | 2 | 0-1 | .000 | 0-1 | .000 | 0-0 | .000 | 0 | 0 | 0 | 1.7 | 0 | 0 | 0 | 0 | 0 | 0 | 4.9 | |
| NORTHWEST (WA) | 12/13/20 | | 12 | 1-3 | .333 | 1-2 | .500 | 0-0 | .000 | 1 | 1 | 2 | 1.8 | 1 | 0 | 0 | 0 | 0 | 3 | 4.6 | |
| COL. OF IDAHO | 12/17/20 | | 5 | 0-3 | .000 | 0-2 | .000 | 0-0 | .000 | 0 | 1 | 1 | 1.7 | 0 | 1 | 0 | 0 | 2 | 0 | 4.1 | |
| at California | 12/22/20 | | 10 | 0-3 | .000 | 0-2 | .000 | 0-0 | .000 | 0 | 0 | 0 | 1.5 | 3 | 0 | 0 | 0 | 0 | 0 | 3.7 | |
| SAINT MARTIN'S | 01/09/21 | | 3 | 2-2 | 1.000 | 2-2 | 1.000 | 0-0 | .000 | 0 | 0 | 0 | 1.4 | 0 | 1 | 0 | 1 | 0 | 6 | 3.9 | |
| UTAH VALLEY | 01/15/21 | | 1 | 0-0 | .000 | 0-0 | .000 | 0-0 | .000 | 0 | 1 | 1 | 1.3 | 3 | 0 | 0 | 0 | 0 | 0 | 3.6 | |
| Totals | | | 5 | 123 | 15-47 | .319 | 11-33 | .333 | 2-2 | 1.000 | 1 | 15 | 16 | 1.3 | 16 | 5 | 4 | 2 | 5 | 43 | 3.6 |

Games played: 12
 Minutes/game: 10.3
 Points/game: 3.6
 FG Pct: 31.9
 3FG Pct: 33.3
 FT Pct: 100.0

Rebounds/game: 1.3
 Assists/game: 0.4
 Turnovers/game: 0.3
 Assist/turnover ratio: 1.3
 Steals/game: 0.4
 Blocks/game: 0.2

CAREER STATS

| Year | GP-GS | Min/Avg | Total | | 3-Point | | FT-FTA | Pct | Rebounds | | | | PF-FO | Ast | TO | Blk | Stl | Pts/Avg |
|---------|-------|----------|--------|------|---------|------|--------|-------|----------|-----|-----|------|-------|-----|----|-----|-----|---------|
| | | | FG-FGA | Pct | FG-FGA | Pct | | | Off-Def | Tot | Avg | | | | | | | |
| 2018-19 | 15-0 | 64/4.3 | 7-27 | .259 | 6-24 | .250 | 3-5 | .600 | 4-2 | 6 | 0.4 | 15-0 | 0 | 2 | 1 | 0 | | 23/1.5 |
| 2019-20 | 20-2 | 112/5.6 | 13-37 | .351 | 5-25 | .200 | 4-4 | 1.000 | 4-10 | 14 | 0.7 | 13-0 | 1 | 7 | 3 | 4 | | 35/1.8 |
| 2020-21 | 12-5 | 123/10.3 | 15-47 | .319 | 11-33 | .333 | 2-2 | 1.000 | 1-15 | 16 | 1.3 | 16-0 | 5 | 4 | 2 | 5 | | 43/3.6 |
| TOTAL | 47-7 | 299/6.4 | 35-111 | .315 | 22-82 | .268 | 9-11 | .818 | 9-27 | 36 | 0.8 | 44-0 | 6 | 13 | 6 | 9 | | 101/2.1 |

SINGLE-GAME HIGHS

Points: 12, vs Air Force -- 11/29/20
 Rebounds: 4, Pacific (OR) -- 11/12/19 ; vs William Jessup -- 11/27/20 ; vs Air Force -- 11/29/20
 Assists: 2, vs William Jessup -- 11/27/20
 Steals: 3, Pacific Lutheran -- 11/05/19 ; Pacific Lutheran -- 11/05/19
 Blocks: 2, Long Beach St. -- 12/23/19
 FG made: 4, vs Air Force -- 11/29/20
 FG attempts: 10, vs Air Force -- 11/29/20
 3FG made: 4, vs Air Force -- 11/29/20
 3FG attempts: 9, vs Air Force -- 11/29/20
 FT made: 2, 4 times
 FT attempts: 2, 5 times



2020-21 PLAYER GAME-BY-GAME

#01 Vas Pandza

| Opponent | Date | gs | min | Total | | 3-Pointers | | Free throws | | Rebounds | | | | pf | a | t/o | blk | stl | pts | avg |
|-------------------|----------|----|-----|--------|-------|------------|-------|-------------|-------|----------|-----|-----|-----|----|---|-----|-----|-----|-----|-----|
| | | | | fg-fga | pct | 3fg-fga | pct | ft-fga | pct | off | def | tot | avg | | | | | | | |
| at Portland | 11/25/20 | | 8 | 0-1 | .000 | 0-0 | .000 | 0-0 | .000 | 0 | 2 | 2 | 2.0 | 2 | 0 | 0 | 0 | 0 | 0 | 0.0 |
| vs William Jessup | 11/27/20 | | 11 | 1-1 | 1.000 | 0-0 | .000 | 0-0 | .000 | 1 | 1 | 2 | 2.0 | 2 | 0 | 0 | 0 | 0 | 2 | 1.0 |
| vs Air Force | 11/29/20 | | 4 | 0-1 | .000 | 0-1 | .000 | 0-0 | .000 | 1 | 1 | 2 | 2.0 | 0 | 0 | 0 | 0 | 0 | 0 | 0.7 |
| vs CSUN | 11/30/20 | | 6 | 0-0 | .000 | 0-0 | .000 | 1-2 | .500 | 0 | 1 | 1 | 1.8 | 1 | 0 | 0 | 0 | 0 | 1 | 0.8 |
| at UCLA | 12/03/20 | | 10 | 0-0 | .000 | 0-0 | .000 | 0-0 | .000 | 0 | 0 | 0 | 1.4 | 2 | 0 | 2 | 0 | 1 | 0 | 0.6 |
| at Long Beach St. | 12/06/20 | | 8 | 1-3 | .333 | 0-2 | .000 | 0-0 | .000 | 0 | 0 | 0 | 1.2 | 1 | 0 | 1 | 0 | 0 | 2 | 0.8 |
| at Washington | 12/09/20 | | 9 | 1-2 | .500 | 1-1 | 1.000 | 0-0 | .000 | 0 | 2 | 2 | 1.3 | 0 | 1 | 1 | 0 | 1 | 3 | 1.1 |
| NORTHWEST (WA) | 12/13/20 | | 13 | 1-2 | .500 | 0-1 | .000 | 1-2 | .500 | 0 | 0 | 0 | 1.1 | 0 | 2 | 1 | 0 | 1 | 3 | 1.4 |
| COL. OF IDAHO | 12/17/20 | * | 30 | 5-12 | .417 | 1-6 | .167 | 2-2 | 1.000 | 0 | 2 | 2 | 1.2 | 4 | 0 | 2 | 0 | 1 | 13 | 2.7 |
| at California | 12/22/20 | * | 26 | 2-8 | .250 | 1-5 | .200 | 2-2 | 1.000 | 0 | 1 | 1 | 1.2 | 4 | 0 | 0 | 0 | 0 | 7 | 3.1 |
| UTAH VALLEY | 01/15/21 | | 12 | 3-7 | .429 | 2-3 | .667 | 2-2 | 1.000 | 0 | 0 | 0 | 1.1 | 0 | 0 | 0 | 0 | 0 | 10 | 3.7 |
| Totals | | 2 | 137 | 14-37 | .378 | 5-19 | .263 | 8-10 | .800 | 2 | 10 | 12 | 1.1 | 16 | 3 | 7 | 0 | 4 | 41 | 3.7 |

Games played: 11
 Minutes/game: 12.5
 Points/game: 3.7
 FG Pct: 37.8
 3FG Pct: 26.3
 FT Pct: 80.0

Rebounds/game: 1.1
 Assists/game: 0.3
 Turnovers/game: 0.6
 Assist/turnover ratio: 0.4
 Steals/game: 0.4

CAREER STATS

| | | Total | | | 3-Point | | Rebounds | | | | | | | | | | |
|---------|-------|----------|--------|------|---------|------|----------|------|---------|-----|-----|-------|-----|----|-----|-----|---------|
| Year | GP-GS | Min/Avg | FG-FGA | Pct | FG-FGA | Pct | FT-FTA | Pct | Off-Def | Tot | Avg | PF-FO | Ast | TO | Blk | Stl | Pts/Avg |
| 2020-21 | 11-2 | 137/12.5 | 14-37 | .378 | 5-19 | .263 | 8-10 | .800 | 2-10 | 12 | 1.1 | 16-0 | 3 | 7 | 0 | 4 | 41/3.7 |
| TOTAL | 11-2 | 137/12.5 | 14-37 | .378 | 5-19 | .263 | 8-10 | .800 | 2-10 | 12 | 1.1 | 16-0 | 3 | 7 | 0 | 4 | 41/3.7 |

SINGLE-GAME HIGHS

Points: 13, Col. of Idaho -- 12/17/20
 Rebounds: 2, 5 times
 Assists: 2, Northwest (WA) -- 12/13/20
 Steals: 1, 4 times
 FG made: 5, Col. of Idaho -- 12/17/20
 FG attempts: 12, Col. of Idaho -- 12/17/20
 3FG made: 2, Utah Valley -- 01/15/21
 3FG attempts: 6, Col. of Idaho -- 12/17/20
 FT made: 2, Utah Valley -- 01/15/21 ; Col. of Idaho -- 12/17/20 ; at California -- 12/22/20
 FT attempts: 2, 5 times



2020-21 PLAYER GAME-BY-GAME

#02 Trey Hopkins

| Opponent | Date | gs | min | Total | | 3-Pointers | | Free throws | | Rebounds | | | | pf | a | t/o | blk | stl | pts | avg |
|----------------|----------|----|-----|--------|-------|------------|------|-------------|-------|----------|-----|-----|-----|----|---|-----|-----|-----|-----|-----|
| | | | | fg-fga | pct | 3fg-fga | pct | ft-fga | pct | off | def | tot | avg | | | | | | | |
| vs CSUN | 11/30/20 | | 2 | 0-0 | .000 | 0-0 | .000 | 0-0 | .000 | 0 | 0 | 0 | 0.0 | 0 | 0 | 0 | 0 | 0 | 0 | 0.0 |
| at Washington | 12/09/20 | | 2 | 0-1 | .000 | 0-1 | .000 | 0-0 | .000 | 0 | 0 | 0 | 0.0 | 1 | 0 | 1 | 0 | 0 | 0 | 0.0 |
| NORTHWEST (WA) | 12/13/20 | * | 6 | 1-2 | .500 | 0-1 | .000 | 2-2 | 1.000 | 0 | 1 | 1 | 0.3 | 1 | 0 | 2 | 0 | 0 | 4 | 1.3 |
| COL. OF IDAHO | 12/17/20 | | 4 | 0-1 | .000 | 0-1 | .000 | 4-5 | .800 | 0 | 0 | 0 | 0.3 | 2 | 1 | 0 | 0 | 1 | 4 | 2.0 |
| PORTLAND | 12/30/20 | | 8 | 2-5 | .400 | 1-3 | .333 | 0-0 | .000 | 0 | 1 | 1 | 0.4 | 0 | 0 | 0 | 0 | 0 | 5 | 2.6 |
| SAINT MARTIN'S | 01/09/21 | | 12 | 2-5 | .400 | 0-1 | .000 | 0-0 | .000 | 1 | 1 | 2 | 0.7 | 1 | 2 | 1 | 0 | 0 | 4 | 2.8 |
| UTAH VALLEY | 01/15/21 | | 7 | 1-1 | 1.000 | 0-0 | .000 | 2-4 | .500 | 1 | 0 | 1 | 0.7 | 3 | 0 | 0 | 0 | 0 | 4 | 3.0 |
| Totals | | 1 | 41 | 6-15 | .400 | 1-7 | .143 | 8-11 | .727 | 2 | 3 | 5 | 0.7 | 8 | 3 | 4 | 0 | 1 | 21 | 3.0 |

Games played: 7
 Minutes/game: 5.9
 Points/game: 3.0
 FG Pct: 40.0
 3FG Pct: 14.3
 FT Pct: 72.7

Rebounds/game: 0.7
 Assists/game: 0.4
 Turnovers/game: 0.6
 Assist/turnover ratio: 0.8
 Steals/game: 0.1

CAREER STATS

| Year | GP-GS | Min/Avg | Total | | 3-Point | | FT-FTA | Pct | Rebounds | | | | PF-FO | Ast | TO | Blk | Stl | Pts/Avg |
|---------|-------|---------|--------|------|---------|------|--------|------|----------|-----|-----|------|-------|-----|----|-----|-----|---------|
| | | | FG-FGA | Pct | FG-FGA | Pct | | | Off-Def | Tot | Avg | | | | | | | |
| 2018-19 | 18-2 | 136/7.6 | 17-40 | .425 | 3-16 | .188 | 3-5 | .600 | 11-10 | 21 | 1.2 | 14-0 | 4 | 7 | 0 | 2 | | 40/2.2 |
| 2019-20 | 15-1 | 123/8.2 | 14-37 | .378 | 2-17 | .118 | 11-14 | .786 | 4-13 | 17 | 1.1 | 14-0 | 3 | 5 | 0 | 4 | | 41/2.7 |
| 2020-21 | 7-1 | 41/5.9 | 6-15 | .400 | 1-7 | .143 | 8-11 | .727 | 2-3 | 5 | 0.7 | 8-0 | 3 | 4 | 0 | 1 | | 21/3.0 |
| TOTAL | 40-4 | 300/7.5 | 37-92 | .402 | 6-40 | .150 | 22-30 | .733 | 17-26 | 43 | 1.1 | 36-0 | 10 | 16 | 0 | 7 | | 102/2.6 |

SINGLE-GAME HIGHS

Points: 12, Northwest (WA) -- 11/28/18
 Rebounds: 6, Pacific (OR) -- 11/12/19
 Assists: 2, California Baptist -- 02/02/19 ; Pacific (OR) -- 11/12/19 ; Saint Martin's -- 01/09/21
 Steals: 1, 8 times
 FG made: 5, Pacific Lutheran -- 11/05/19 ; Northwest (WA) -- 11/28/18 ; Pacific Lutheran -- 11/05/19
 FG attempts: 10, Pacific Lutheran -- 11/05/19 ; Pacific Lutheran -- 11/05/19
 3FG made: 2, Northwest (WA) -- 11/28/18
 3FG attempts: 4, 4 times
 FT made: 4, at Washington St. -- 11/07/19 ; at Washington St. -- 11/07/19 ; Col. of Idaho -- 12/17/20
 FT attempts: 5, Col. of Idaho -- 12/17/20



2020-21 PLAYER GAME-BY-GAME

#05 Joe Wall

| Opponent | Date | gs | min | Total | | 3-Pointers | | Free throws | | Rebounds | | | | pf | a | t/o | blk | stl | pts | avg |
|-------------------|----------|----|-----|--------|-------|------------|-------|-------------|-------|----------|-----|-----|-----|----|---|-----|-----|-----|-----|-----|
| | | | | fg-fga | pct | 3fg-fga | pct | ft-fga | pct | off | def | tot | avg | | | | | | | |
| vs William Jessup | 11/27/20 | | 7 | 2-4 | .500 | 1-3 | .333 | 0-0 | .000 | 0 | 1 | 1 | 1.0 | 2 | 0 | 0 | 0 | 0 | 5 | 5.0 |
| vs Air Force | 11/29/20 | | 3 | 0-0 | .000 | 0-0 | .000 | 0-0 | .000 | 0 | 0 | 0 | 0.5 | 0 | 0 | 0 | 0 | 0 | 0 | 2.5 |
| vs CSUN | 11/30/20 | | 2 | 1-1 | 1.000 | 1-1 | 1.000 | 0-0 | .000 | 0 | 0 | 0 | 0.3 | 0 | 0 | 0 | 0 | 0 | 3 | 2.7 |
| at UCLA | 12/03/20 | | 5 | 1-2 | .500 | 0-1 | .000 | 0-0 | .000 | 0 | 0 | 0 | 0.3 | 0 | 0 | 0 | 0 | 0 | 2 | 2.5 |
| at Long Beach St. | 12/06/20 | | 4 | 0-3 | .000 | 0-3 | .000 | 0-0 | .000 | 0 | 0 | 0 | 0.2 | 0 | 0 | 1 | 0 | 0 | 0 | 2.0 |
| at Washington | 12/09/20 | | 6 | 1-2 | .500 | 1-2 | .500 | 0-0 | .000 | 0 | 0 | 0 | 0.2 | 1 | 0 | 0 | 1 | 1 | 3 | 2.2 |
| NORTHWEST (WA) | 12/13/20 | | 8 | 0-2 | .000 | 0-2 | .000 | 0-0 | .000 | 0 | 1 | 1 | 0.3 | 0 | 0 | 0 | 1 | 0 | 0 | 1.9 |
| COL. OF IDAHO | 12/17/20 | | 3 | 0-0 | .000 | 0-0 | .000 | 0-0 | .000 | 0 | 0 | 0 | 0.3 | 2 | 0 | 0 | 0 | 0 | 0 | 1.6 |
| at California | 12/22/20 | | 3 | 0-1 | .000 | 0-1 | .000 | 0-0 | .000 | 0 | 0 | 0 | 0.2 | 1 | 0 | 0 | 0 | 0 | 0 | 1.4 |
| PORTLAND | 12/30/20 | | 0 | 0-0 | .000 | 0-0 | .000 | 0-0 | .000 | 0 | 0 | 0 | 0.2 | 0 | 0 | 0 | 0 | 0 | 0 | 1.3 |
| SAINT MARTIN'S | 01/09/21 | | 11 | 2-4 | .500 | 2-3 | .667 | 2-2 | 1.000 | 0 | 2 | 2 | 0.4 | 1 | 0 | 0 | 0 | 0 | 8 | 1.9 |
| UTAH VALLEY | 01/15/21 | | 0 | 0-0 | .000 | 0-0 | .000 | 0-0 | .000 | 0 | 0 | 0 | 0.3 | 0 | 0 | 0 | 0 | 0 | 0 | 1.8 |
| Totals | | 0 | 52 | 7-19 | .368 | 5-16 | .313 | 2-2 | 1.000 | 0 | 4 | 4 | 0.3 | 7 | 0 | 1 | 2 | 1 | 21 | 1.8 |

Games played: 12

Minutes/game: 4.3

Points/game: 1.8

FG Pct: 36.8

3FG Pct: 31.3

FT Pct: 100.0

Rebounds/game: 0.3

Turnovers/game: 0.1

Steals/game: 0.1

Blocks/game: 0.2

CAREER STATS

| | | | Total | | 3-Point | | Rebounds | | | | | | | | | | |
|---------|-------|---------|--------|------|---------|------|----------|-------|---------|-----|-----|-------|-----|----|-----|-----|---------|
| Year | GP-GS | Min/Avg | FG-FGA | Pct | FG-FGA | Pct | FT-FTA | Pct | Off-Def | Tot | Avg | PF-FO | Ast | TO | Blk | Stl | Pts/Avg |
| 2018-19 | 11-0 | 13/1.2 | 4-9 | .444 | 3-8 | .375 | 0-0 | .000 | 1-1 | 2 | 0.2 | 5-0 | 0 | 0 | 0 | 0 | 11/1.0 |
| 2020-21 | 12-0 | 52/4.3 | 7-19 | .368 | 5-16 | .313 | 2-2 | 1.000 | 0-4 | 4 | 0.3 | 7-0 | 0 | 1 | 2 | 1 | 21/1.8 |
| TOTAL | 23-0 | 65/2.8 | 11-28 | .393 | 8-24 | .333 | 2-2 | 1.000 | 1-5 | 6 | 0.3 | 12-0 | 0 | 1 | 2 | 1 | 32/1.4 |

SINGLE-GAME HIGHS

Points: 8, Saint Martin's -- 01/09/21

Rebounds: 2, Saint Martin's -- 01/09/21

Steals: 1, at Washington -- 12/09/20

Blocks: 1, at Washington -- 12/09/20 ; Northwest (WA) -- 12/13/20

FG made: 2, Saint Martin's -- 01/09/21 ; vs William Jessup -- 11/27/20

FG attempts: 4, Saint Martin's -- 01/09/21 ; vs William Jessup -- 11/27/20

3FG made: 2, Saint Martin's -- 01/09/21

3FG attempts: 3, Saint Martin's -- 01/09/21 ; vs William Jessup -- 11/27/20 ; at Long Beach St. -- 12/06/20

FT made: 2, Saint Martin's -- 01/09/21

FT attempts: 2, Saint Martin's -- 01/09/21



2020-21 PLAYER GAME-BY-GAME

#10 Aaron Nettles

| Opponent | Date | gs | min | Total | | 3-Pointers | | Free throws | | Rebounds | | | | | | | | | | | |
|-------------------|----------|----|-----|--------|------|------------|------|-------------|-------|----------|-----|-----|-----|----|----|-----|-----|-----|-----|-----|--|
| | | | | fg-fga | pct | 3fg-fga | pct | ft-fga | pct | off | def | tot | avg | pf | a | t/o | blk | stl | pts | avg | |
| at Portland | 11/25/20 | * | 33 | 3-9 | .333 | 2-7 | .286 | 0-0 | .000 | 0 | 0 | 0 | 0.0 | 3 | 4 | 2 | 0 | 3 | 8 | 8.0 | |
| vs William Jessup | 11/27/20 | * | 29 | 2-11 | .182 | 0-5 | .000 | 1-2 | .500 | 0 | 2 | 2 | 1.0 | 4 | 3 | 0 | 0 | 0 | 5 | 6.5 | |
| vs Air Force | 11/29/20 | * | 32 | 4-13 | .308 | 4-9 | .444 | 0-0 | .000 | 0 | 4 | 4 | 2.0 | 2 | 5 | 2 | 0 | 2 | 12 | 8.3 | |
| vs CSUN | 11/30/20 | * | 33 | 4-10 | .400 | 2-8 | .250 | 0-0 | .000 | 0 | 2 | 2 | 2.0 | 3 | 0 | 0 | 0 | 0 | 10 | 8.8 | |
| at UCLA | 12/03/20 | * | 29 | 5-10 | .500 | 1-5 | .200 | 0-0 | .000 | 0 | 0 | 0 | 1.6 | 3 | 2 | 1 | 0 | 1 | 11 | 9.2 | |
| at Long Beach St. | 12/06/20 | * | 29 | 1-5 | .200 | 1-4 | .250 | 0-1 | .000 | 0 | 0 | 0 | 1.3 | 3 | 2 | 1 | 0 | 0 | 3 | 8.2 | |
| at Washington | 12/09/20 | * | 27 | 1-10 | .100 | 0-8 | .000 | 0-0 | .000 | 0 | 1 | 1 | 1.3 | 3 | 4 | 0 | 0 | 1 | 2 | 7.3 | |
| PORTLAND | 12/30/20 | * | 21 | 1-5 | .200 | 1-4 | .250 | 0-0 | .000 | 0 | 2 | 2 | 1.4 | 5 | 1 | 2 | 0 | 1 | 3 | 6.8 | |
| SAINT MARTIN'S | 01/09/21 | * | 31 | 5-8 | .625 | 5-6 | .833 | 1-2 | .500 | 0 | 6 | 6 | 1.9 | 2 | 3 | 0 | 0 | 1 | 16 | 7.8 | |
| UTAH VALLEY | 01/15/21 | * | 42 | 5-12 | .417 | 2-7 | .286 | 7-7 | 1.000 | 0 | 2 | 2 | 1.9 | 3 | 0 | 2 | 0 | 5 | 19 | 8.9 | |
| Totals | | 10 | 306 | 31-93 | .333 | 18-63 | .286 | 9-12 | .750 | 0 | 19 | 19 | 1.9 | 31 | 24 | 10 | 0 | 14 | 89 | 8.9 | |

Games played: 10
 Minutes/game: 30.6
 Points/game: 8.9
 FG Pct: 33.3
 3FG Pct: 28.6
 FT Pct: 75.0

Rebounds/game: 1.9
 Assists/game: 2.4
 Turnovers/game: 1.0
 Assist/turnover ratio: 2.4
 Steals/game: 1.4

CAREER STATS

| Year | GP-GS | Min/Avg | Total | | 3-Point | | FT-FTA | Pct | Off-Def | Tot | Avg | PF-FO | Ast | TO | Blk | Stl | Pts/Avg |
|---------|--------|-----------|---------|------|---------|------|--------|------|---------|-----|-----|-------|-----|----|-----|-----|---------|
| | | | FG-FGA | Pct | FG-FGA | Pct | | | | | | | | | | | |
| 2017-18 | 32-2 | 244/7.6 | 25-60 | .417 | 20-52 | .385 | 13-17 | .765 | 4-17 | 21 | 0.7 | 21-0 | 9 | 10 | 0 | 6 | 83/2.6 |
| 2018-19 | 29-3 | 366/12.6 | 29-62 | .468 | 22-50 | .440 | 10-14 | .714 | 2-16 | 18 | 0.6 | 39-0 | 11 | 13 | 0 | 16 | 90/3.1 |
| 2019-20 | 29-9 | 573/19.8 | 46-129 | .357 | 38-103 | .369 | 33-41 | .805 | 9-36 | 45 | 1.6 | 41-1 | 24 | 15 | 1 | 17 | 163/5.6 |
| 2020-21 | 10-10 | 306/30.6 | 31-93 | .333 | 18-63 | .286 | 9-12 | .750 | 0-19 | 19 | 1.9 | 31-1 | 24 | 10 | 0 | 14 | 89/8.9 |
| TOTAL | 100-24 | 1489/14.9 | 131-344 | .381 | 98-268 | .366 | 65-84 | .774 | 15-88 | 103 | 1.0 | 132-2 | 68 | 48 | 1 | 53 | 425/4.3 |

SINGLE-GAME HIGHS

Points: 20, Pacific Lutheran -- 12/04/17
 Rebounds: 6, Saint Martin's -- 01/09/21 ; UTRGV -- 01/16/20
 Assists: 5, vs Air Force -- 11/29/20 ; Pacific (OR) -- 11/12/19
 Steals: 5, Utah Valley -- 01/15/21
 Blocks: 1, Utah Valley -- 01/11/20
 FG made: 7, Pacific Lutheran -- 12/04/17
 FG attempts: 16, Idaho -- 11/30/19
 3FG made: 6, Pacific Lutheran -- 12/04/17
 3FG attempts: 12, Pacific Lutheran -- 12/04/17
 FT made: 16, Pacific (OR) -- 11/12/19
 FT attempts: 18, Pacific (OR) -- 11/12/19



2020-21 PLAYER GAME-BY-GAME

#11 Riley Grigsby

| Opponent | Date | gs | min | Total | | 3-Pointers | | Free throws | | Rebounds | | | | | | | | | | | |
|-------------------|----------|----|-----|--------|--------|------------|-------|-------------|-------|----------|-----|-----|-----|-----|----|-----|-----|-----|-----|------|------|
| | | | | fg-fga | pct | 3fg-fga | pct | ft-fa | pct | off | def | tot | avg | pf | a | t/o | blk | stl | pts | avg | |
| at Portland | 11/25/20 | * | 31 | 10-19 | .526 | 4-7 | .571 | 4-5 | .800 | 0 | 6 | 6 | 6.0 | 3 | 4 | 1 | 2 | 0 | 28 | 28.0 | |
| vs William Jessup | 11/27/20 | * | 32 | 6-12 | .500 | 2-4 | .500 | 0-0 | .000 | 2 | 2 | 4 | 5.0 | 2 | 2 | 1 | 0 | 2 | 14 | 21.0 | |
| vs Air Force | 11/29/20 | * | 37 | 6-13 | .462 | 1-4 | .250 | 0-0 | .000 | 0 | 1 | 1 | 3.7 | 2 | 3 | 1 | 1 | 0 | 13 | 18.3 | |
| vs CSUN | 11/30/20 | * | 36 | 7-15 | .467 | 1-4 | .250 | 3-4 | .750 | 3 | 5 | 8 | 4.8 | 2 | 0 | 2 | 0 | 1 | 18 | 18.3 | |
| at UCLA | 12/03/20 | * | 35 | 5-12 | .417 | 2-5 | .400 | 0-1 | .000 | 2 | 2 | 4 | 4.6 | 4 | 1 | 2 | 0 | 1 | 12 | 17.0 | |
| at Long Beach St. | 12/06/20 | * | 36 | 8-15 | .533 | 6-7 | .857 | 2-4 | .500 | 0 | 2 | 2 | 4.2 | 1 | 2 | 0 | 0 | 0 | 24 | 18.2 | |
| at Washington | 12/09/20 | * | 39 | 3-15 | .200 | 0-3 | .000 | 0-0 | .000 | 3 | 2 | 5 | 4.3 | 2 | 1 | 1 | 0 | 0 | 6 | 16.4 | |
| NORTHWEST (WA) | 12/13/20 | * | 32 | 11-16 | .688 | 2-4 | .500 | 3-5 | .600 | 1 | 4 | 5 | 4.4 | 1 | 0 | 2 | 1 | 1 | 27 | 17.8 | |
| COL. OF IDAHO | 12/17/20 | * | 34 | 6-14 | .429 | 1-6 | .167 | 2-2 | 1.000 | 1 | 2 | 3 | 4.2 | 2 | 0 | 1 | 1 | 0 | 15 | 17.4 | |
| at California | 12/22/20 | * | 40 | 7-15 | .467 | 2-7 | .286 | 4-4 | 1.000 | 1 | 7 | 8 | 4.6 | 1 | 1 | 2 | 0 | 0 | 20 | 17.7 | |
| PORTLAND | 12/30/20 | * | 39 | 8-16 | .500 | 4-9 | .444 | 2-3 | .667 | 2 | 8 | 10 | 5.1 | 2 | 4 | 6 | 1 | 1 | 22 | 18.1 | |
| SAINT MARTIN'S | 01/09/21 | * | 32 | 10-15 | .667 | 3-6 | .500 | 1-2 | .500 | 1 | 5 | 6 | 5.2 | 3 | 0 | 1 | 2 | 0 | 24 | 18.6 | |
| UTAH VALLEY | 01/15/21 | * | 43 | 5-16 | .313 | 2-6 | .333 | 8-9 | .889 | 0 | 3 | 3 | 5.0 | 5 | 0 | 2 | 0 | 1 | 20 | 18.7 | |
| Totals | | | 13 | 466 | 92-193 | .477 | 30-72 | .417 | 29-39 | .744 | 16 | 49 | 65 | 5.0 | 30 | 18 | 22 | 8 | 7 | 243 | 18.7 |

Games played: 13
 Minutes/game: 35.8
 Points/game: 18.7
 FG Pct: 47.7
 3FG Pct: 41.7
 FT Pct: 74.4

Rebounds/game: 5.0
 Assists/game: 1.4
 Turnovers/game: 1.7
 Assist/turnover ratio: 0.8
 Steals/game: 0.5
 Blocks/game: 0.6

CAREER STATS

| Year | GP-GS | Min/Avg | Total | | 3-Point | | FT-FTA | Pct | Off-Def | Tot | Avg | PF-FO | Ast | TO | Blk | Stl | Pts/Avg |
|---------|-------|-----------|---------|------|---------|------|---------|------|---------|-----|-----|-------|-----|----|-----|-----|----------|
| | | | FG-FGA | Pct | FG-FGA | Pct | | | | | | | | | | | |
| 2018-19 | 30-7 | 517/17.2 | 46-96 | .479 | 9-30 | .300 | 28-39 | .718 | 19-58 | 77 | 2.6 | 75-2 | 16 | 17 | 20 | 8 | 129/4.3 |
| 2019-20 | 23-20 | 652/28.3 | 69-183 | .377 | 22-95 | .232 | 63-86 | .733 | 35-92 | 127 | 5.5 | 64-1 | 13 | 27 | 16 | 15 | 223/9.7 |
| 2020-21 | 13-13 | 466/35.8 | 92-193 | .477 | 30-72 | .417 | 29-39 | .744 | 16-49 | 65 | 5.0 | 30-1 | 18 | 22 | 8 | 7 | 243/18.7 |
| TOTAL | 66-40 | 1635/24.8 | 207-472 | .439 | 61-197 | .310 | 120-164 | .732 | 70-199 | 269 | 4.1 | 169-4 | 47 | 66 | 44 | 30 | 595/9.0 |

SINGLE-GAME HIGHS

Points: 28, at Portland -- 11/25/20
 Rebounds: 12, Grand Canyon -- 02/20/20
 Assists: 4, at Portland -- 11/25/20 ; Portland -- 12/30/20
 Steals: 2, 7 times
 Blocks: 3, New Mexico St. -- 01/18/20 ; Omaha -- 12/06/18
 FG made: 11, Northwest (WA) -- 12/13/20
 FG attempts: 19, at Portland -- 11/25/20
 3FG made: 6, at Long Beach St. -- 12/06/20
 3FG attempts: 9, Portland -- 12/30/20
 FT made: 8, Utah Valley -- 01/15/21
 FT attempts: 10, at Utah Valley -- 02/08/20



2020-21 PLAYER GAME-BY-GAME

#12 Darrinn Trammell

| Opponent | Date | gs | min | Total | | 3-Pointers | | Free throws | | Rebounds | | | | pf | a | t/o | blk | stl | pts | avg |
|-------------------|----------|----|-----|--------|------|------------|------|-------------|-------|----------|-----|-----|-----|----|----|-----|-----|-----|-----|------|
| | | | | fg-fga | pct | 3fg-fga | pct | ft-fa | pct | off | def | tot | avg | | | | | | | |
| at Portland | 11/25/20 | | 34 | 6-13 | .462 | 3-6 | .500 | 2-2 | 1.000 | 1 | 4 | 5 | 5.0 | 4 | 9 | 3 | 0 | 2 | 17 | 17.0 |
| vs William Jessup | 11/27/20 | | 28 | 7-12 | .583 | 2-4 | .500 | 3-5 | .600 | 0 | 7 | 7 | 6.0 | 2 | 4 | 2 | 0 | 2 | 19 | 18.0 |
| vs Air Force | 11/29/20 | | 29 | 4-10 | .400 | 1-4 | .250 | 3-4 | .750 | 0 | 2 | 2 | 4.7 | 0 | 5 | 0 | 0 | 1 | 12 | 16.0 |
| vs CSUN | 11/30/20 | | 35 | 8-17 | .471 | 1-5 | .200 | 8-9 | .889 | 1 | 1 | 2 | 4.0 | 3 | 5 | 5 | 2 | 0 | 25 | 18.3 |
| at UCLA | 12/03/20 | | 35 | 3-14 | .214 | 0-4 | .000 | 2-3 | .667 | 0 | 2 | 2 | 3.6 | 2 | 4 | 2 | 0 | 4 | 8 | 16.2 |
| at Long Beach St. | 12/06/20 | * | 39 | 10-24 | .417 | 5-10 | .500 | 7-8 | .875 | 2 | 5 | 7 | 4.2 | 2 | 7 | 3 | 1 | 2 | 32 | 18.8 |
| at Washington | 12/09/20 | * | 32 | 4-12 | .333 | 1-2 | .500 | 0-0 | .000 | 2 | 2 | 4 | 4.1 | 1 | 1 | 3 | 0 | 3 | 9 | 17.4 |
| NORTHWEST (WA) | 12/13/20 | * | 34 | 6-11 | .545 | 0-3 | .000 | 3-3 | 1.000 | 0 | 4 | 4 | 4.1 | 2 | 6 | 1 | 0 | 1 | 15 | 17.1 |
| COL. OF IDAHO | 12/17/20 | * | 35 | 3-7 | .429 | 1-4 | .250 | 9-9 | 1.000 | 0 | 3 | 3 | 4.0 | 2 | 6 | 3 | 0 | 0 | 16 | 17.0 |
| at California | 12/22/20 | * | 37 | 7-15 | .467 | 1-4 | .250 | 0-0 | .000 | 1 | 4 | 5 | 4.1 | 3 | 8 | 4 | 0 | 3 | 15 | 16.8 |
| PORTLAND | 12/30/20 | * | 39 | 9-19 | .474 | 1-4 | .250 | 6-8 | .750 | 1 | 2 | 3 | 4.0 | 3 | 13 | 2 | 1 | 1 | 25 | 17.5 |
| SAINT MARTIN'S | 01/09/21 | * | 34 | 4-8 | .500 | 1-5 | .200 | 8-8 | 1.000 | 1 | 2 | 3 | 3.9 | 1 | 7 | 2 | 0 | 3 | 17 | 17.5 |
| UTAH VALLEY | 01/15/21 | * | 34 | 7-22 | .318 | 3-5 | .600 | 9-10 | .900 | 2 | 5 | 7 | 4.2 | 5 | 4 | 3 | 0 | 5 | 26 | 18.2 |
| Totals | | 8 | 445 | 78-184 | .424 | 20-60 | .333 | 60-69 | .870 | 11 | 43 | 54 | 4.2 | 30 | 79 | 33 | 4 | 27 | 236 | 18.2 |

Games played: 13
 Minutes/game: 34.2
 Points/game: 18.2
 FG Pct: 42.4
 3FG Pct: 33.3
 FT Pct: 87.0

Rebounds/game: 4.2
 Assists/game: 6.1
 Turnovers/game: 2.5
 Assist/turnover ratio: 2.4
 Steals/game: 2.1
 Blocks/game: 0.3

CAREER STATS

| | | | Total | | 3-Point | | Rebounds | | | | | | | | | | |
|---------|-------|----------|--------|------|---------|------|----------|------|---------|-----|-----|-------|-----|----|-----|-----|----------|
| Year | GP-GS | Min/Avg | FG-FGA | Pct | FG-FGA | Pct | FT-FTA | Pct | Off-Def | Tot | Avg | PF-FO | Ast | TO | Blk | Stl | Pts/Avg |
| 2020-21 | 13-8 | 445/34.2 | 78-184 | .424 | 20-60 | .333 | 60-69 | .870 | 11-43 | 54 | 4.2 | 30-1 | 79 | 33 | 4 | 27 | 236/18.2 |
| TOTAL | 13-8 | 445/34.2 | 78-184 | .424 | 20-60 | .333 | 60-69 | .870 | 11-43 | 54 | 4.2 | 30-1 | 79 | 33 | 4 | 27 | 236/18.2 |

SINGLE-GAME HIGHS

Points: 32, at Long Beach St. -- 12/06/20
 Rebounds: 7, Utah Valley -- 01/15/21 ; vs William Jessup -- 11/27/20 ; at Long Beach St. -- 12/06/20
 Assists: 13, Portland -- 12/30/20
 Steals: 5, Utah Valley -- 01/15/21
 Blocks: 2, vs CSUN -- 11/30/20
 FG made: 10, at Long Beach St. -- 12/06/20
 FG attempts: 24, at Long Beach St. -- 12/06/20
 3FG made: 5, at Long Beach St. -- 12/06/20
 3FG attempts: 10, at Long Beach St. -- 12/06/20
 FT made: 9, Utah Valley -- 01/15/21 ; Col. of Idaho -- 12/17/20
 FT attempts: 10, Utah Valley -- 01/15/21



2020-21 PLAYER GAME-BY-GAME

#13 Angelo Stuart

| Opponent | Date | gs | min | Total | | 3-Pointers | | Free throws | | Rebounds | | | | pf | a | t/o | blk | stl | pts | avg |
|-------------------|----------|----|-----|--------|-------|------------|------|-------------|-------|----------|-----|-----|-----|----|---|-----|-----|-----|-----|-----|
| | | | | fg-fga | pct | 3fg-fga | pct | ft-fa | pct | off | def | tot | avg | | | | | | | |
| at Portland | 11/25/20 | | 10 | 0-2 | .000 | 0-1 | .000 | 2-2 | 1.000 | 0 | 1 | 1 | 1.0 | 0 | 1 | 0 | 0 | 0 | 2 | 2.0 |
| vs William Jessup | 11/27/20 | | 8 | 1-3 | .333 | 0-1 | .000 | 2-2 | 1.000 | 0 | 0 | 0 | 0.5 | 1 | 0 | 1 | 0 | 2 | 4 | 3.0 |
| vs Air Force | 11/29/20 | | 4 | 0-0 | .000 | 0-0 | .000 | 0-0 | .000 | 0 | 0 | 0 | 0.3 | 0 | 0 | 0 | 0 | 0 | 0 | 2.0 |
| vs CSUN | 11/30/20 | | 5 | 0-2 | .000 | 0-0 | .000 | 0-0 | .000 | 0 | 0 | 0 | 0.3 | 1 | 0 | 0 | 0 | 1 | 0 | 1.5 |
| at UCLA | 12/03/20 | | 4 | 0-0 | .000 | 0-0 | .000 | 0-0 | .000 | 0 | 0 | 0 | 0.2 | 0 | 0 | 0 | 0 | 0 | 0 | 1.2 |
| at Washington | 12/09/20 | | 6 | 0-0 | .000 | 0-0 | .000 | 0-0 | .000 | 0 | 0 | 0 | 0.2 | 1 | 0 | 1 | 0 | 0 | 0 | 1.0 |
| NORTHWEST (WA) | 12/13/20 | | 9 | 2-3 | .667 | 0-1 | .000 | 3-3 | 1.000 | 0 | 0 | 0 | 0.1 | 1 | 0 | 0 | 0 | 1 | 7 | 1.9 |
| COL. OF IDAHO | 12/17/20 | | 7 | 1-1 | 1.000 | 0-0 | .000 | 0-0 | .000 | 0 | 0 | 0 | 0.1 | 1 | 1 | 0 | 0 | 1 | 2 | 1.9 |
| at California | 12/22/20 | | 3 | 0-1 | .000 | 0-0 | .000 | 0-0 | .000 | 0 | 0 | 0 | 0.1 | 0 | 1 | 0 | 0 | 0 | 0 | 1.7 |
| PORTLAND | 12/30/20 | | 5 | 0-2 | .000 | 0-1 | .000 | 0-0 | .000 | 0 | 0 | 0 | 0.1 | 0 | 0 | 0 | 0 | 0 | 0 | 1.5 |
| SAINT MARTIN'S | 01/09/21 | | 3 | 0-0 | .000 | 0-0 | .000 | 3-3 | 1.000 | 0 | 0 | 0 | 0.1 | 0 | 0 | 0 | 0 | 0 | 3 | 1.6 |
| UTAH VALLEY | 01/15/21 | | 0 | 0-0 | .000 | 0-0 | .000 | 0-0 | .000 | 0 | 0 | 0 | 0.1 | 0 | 0 | 0 | 0 | 0 | 0 | 1.5 |
| Totals | | 0 | 64 | 4-14 | .286 | 0-4 | .000 | 10-10 | 1.000 | 0 | 1 | 1 | 0.1 | 5 | 3 | 2 | 0 | 5 | 18 | 1.5 |

Games played: 12

Minutes/game: 5.3

Points/game: 1.5

FG Pct: 28.6

3FG Pct: 0.0

FT Pct: 100.0

Rebounds/game: 0.1

Assists/game: 0.3

Turnovers/game: 0.2

Assist/turnover ratio: 1.5

Steals/game: 0.4

CAREER STATS

| | | Total | | | 3-Point | | | Rebounds | | | | | | | | | |
|---------|-------|---------|--------|------|---------|------|--------|----------|---------|-----|-----|-------|-----|----|-----|-----|---------|
| Year | GP-GS | Min/Avg | FG-FGA | Pct | FG-FGA | Pct | FT-FTA | Pct | Off-Def | Tot | Avg | PF-FO | Ast | TO | Blk | Stl | Pts/Avg |
| 2020-21 | 12-0 | 64/5.3 | 4-14 | .286 | 0-4 | .000 | 10-10 | 1.000 | 0-1 | 1 | 0.1 | 5-0 | 3 | 2 | 0 | 5 | 18/1.5 |
| TOTAL | 12-0 | 64/5.3 | 4-14 | .286 | 0-4 | .000 | 10-10 | 1.000 | 0-1 | 1 | 0.1 | 5-0 | 3 | 2 | 0 | 5 | 18/1.5 |

SINGLE-GAME HIGHS

Points: 7, Northwest (WA) -- 12/13/20

Rebounds: 1, at Portland -- 11/25/20

Assists: 1, at Portland -- 11/25/20 ; Col. of Idaho -- 12/17/20 ; at California -- 12/22/20

Steals: 2, vs William Jessup -- 11/27/20

FG made: 2, Northwest (WA) -- 12/13/20

FG attempts: 3, vs William Jessup -- 11/27/20 ; Northwest (WA) -- 12/13/20

3FG attempts: 1, 4 times

FT made: 3, Saint Martin's -- 01/09/21 ; Northwest (WA) -- 12/13/20

FT attempts: 3, Saint Martin's -- 01/09/21 ; Northwest (WA) -- 12/13/20



2020-21 PLAYER GAME-BY-GAME

#15 Emeka Udenyi

| Opponent | Date | gs | min | Total | | 3-Pointers | | Free throws | | Rebounds | | | | pf | a | t/o | blk | stl | pts | avg |
|-------------------|----------|----|-----|--------|-------|------------|------|-------------|------|----------|-----|-----|-----|----|----|-----|-----|-----|-----|------|
| | | | | fg-fga | pct | 3fg-fga | pct | ft-fa | pct | off | def | tot | avg | | | | | | | |
| at Portland | 11/25/20 | | 27 | 6-7 | .857 | 0-0 | .000 | 0-2 | .000 | 2 | 4 | 6 | 6.0 | 1 | 0 | 0 | 2 | 0 | 12 | 12.0 |
| vs William Jessup | 11/27/20 | | 23 | 5-8 | .625 | 0-0 | .000 | 1-4 | .250 | 7 | 1 | 8 | 7.0 | 1 | 0 | 2 | 2 | 0 | 11 | 11.5 |
| vs Air Force | 11/29/20 | * | 26 | 1-3 | .333 | 0-0 | .000 | 1-2 | .500 | 2 | 3 | 5 | 6.3 | 4 | 3 | 1 | 0 | 0 | 3 | 8.7 |
| vs CSUN | 11/30/20 | * | 29 | 0-2 | .000 | 0-0 | .000 | 0-0 | .000 | 3 | 5 | 8 | 6.8 | 1 | 4 | 3 | 0 | 0 | 0 | 6.5 |
| at UCLA | 12/03/20 | * | 11 | 3-4 | .750 | 0-0 | .000 | 0-2 | .000 | 0 | 4 | 4 | 6.2 | 4 | 0 | 2 | 0 | 0 | 6 | 6.4 |
| at Long Beach St. | 12/06/20 | * | 23 | 2-2 | 1.000 | 0-0 | .000 | 0-0 | .000 | 4 | 4 | 8 | 6.5 | 3 | 1 | 1 | 0 | 0 | 4 | 6.0 |
| at Washington | 12/09/20 | * | 35 | 6-7 | .857 | 0-0 | .000 | 0-3 | .000 | 1 | 5 | 6 | 6.4 | 3 | 1 | 2 | 0 | 0 | 12 | 6.9 |
| NORTHWEST (WA) | 12/13/20 | * | 19 | 4-6 | .667 | 0-0 | .000 | 0-0 | .000 | 2 | 4 | 6 | 6.4 | 2 | 3 | 0 | 0 | 1 | 8 | 7.0 |
| COL. OF IDAHO | 12/17/20 | * | 26 | 6-10 | .600 | 0-0 | .000 | 0-0 | .000 | 6 | 4 | 10 | 6.8 | 2 | 1 | 1 | 0 | 0 | 12 | 7.6 |
| at California | 12/22/20 | * | 37 | 7-10 | .700 | 0-0 | .000 | 0-0 | .000 | 6 | 4 | 10 | 7.1 | 3 | 3 | 0 | 0 | 1 | 14 | 8.2 |
| PORTLAND | 12/30/20 | * | 33 | 2-3 | .667 | 0-0 | .000 | 0-2 | .000 | 2 | 9 | 11 | 7.5 | 4 | 3 | 2 | 0 | 0 | 4 | 7.8 |
| SAINT MARTIN'S | 01/09/21 | * | 28 | 5-7 | .714 | 0-0 | .000 | 1-2 | .500 | 1 | 10 | 11 | 7.8 | 1 | 6 | 1 | 0 | 0 | 11 | 8.1 |
| UTAH VALLEY | 01/15/21 | * | 42 | 3-9 | .333 | 0-0 | .000 | 0-0 | .000 | 3 | 2 | 5 | 7.5 | 3 | 0 | 2 | 1 | 0 | 6 | 7.9 |
| Totals | | 11 | 359 | 50-78 | .641 | 0-0 | .000 | 3-17 | .176 | 39 | 59 | 98 | 7.5 | 32 | 25 | 17 | 5 | 2 | 103 | 7.9 |

Games played: 13
 Minutes/game: 27.6
 Points/game: 7.9
 FG Pct: 64.1
 FT Pct: 17.6

Rebounds/game: 7.5
 Assists/game: 1.9
 Turnovers/game: 1.3
 Assist/turnover ratio: 1.5
 Steals/game: 0.2
 Blocks/game: 0.4

CAREER STATS

| Year | GP-GS | Min/Avg | Total | | 3-Point | | FT-FTA | Pct | Rebounds | | | | PF-FO | Ast | TO | Blk | Stl | Pts/Avg |
|---------|-------|----------|--------|------|---------|------|--------|------|----------|---------|-----|-----|-------|-----|----|-----|-----|---------|
| | | | FG-FGA | Pct | FG-FGA | Pct | | | Pct | Off-Def | Tot | Avg | | | | | | |
| 2020-21 | 13-11 | 359/27.6 | 50-78 | .641 | 0-0 | .000 | 3-17 | .176 | .176 | 39-59 | 98 | 7.5 | 32-0 | 25 | 17 | 5 | 2 | 103/7.9 |
| TOTAL | 13-11 | 359/27.6 | 50-78 | .641 | 0-0 | .000 | 3-17 | .176 | .176 | 39-59 | 98 | 7.5 | 32-0 | 25 | 17 | 5 | 2 | 103/7.9 |

SINGLE-GAME HIGHS

Points: 14, at California -- 12/22/20
 Rebounds: 11, Saint Martin's -- 01/09/21 ; Portland -- 12/30/20
 Assists: 6, Saint Martin's -- 01/09/21
 Steals: 1, Northwest (WA) -- 12/13/20 ; at California -- 12/22/20
 Blocks: 2, at Portland -- 11/25/20 ; vs William Jessup -- 11/27/20
 FG made: 7, at California -- 12/22/20
 FG attempts: 10, Col. of Idaho -- 12/17/20 ; at California -- 12/22/20
 FT made: 1, Saint Martin's -- 01/09/21 ; vs William Jessup -- 11/27/20 ; vs Air Force -- 11/29/20
 FT attempts: 4, vs William Jessup -- 11/27/20



2020-21 PLAYER GAME-BY-GAME

#23 Daron Henson

| Opponent | Date | gs | min | Total | | 3-Pointers | | Free throws | | Rebounds | | | | pf | a | t/o | blk | stl | pts | avg |
|-------------------|----------|----|-----|--------|------|------------|------|-------------|-------|----------|-----|-----|-----|----|---|-----|-----|-----|-----|-----|
| | | | | fg-fga | pct | 3fg-fga | pct | ft-fga | pct | off | def | tot | avg | | | | | | | |
| at Portland | 11/25/20 | | 6 | 1-3 | .333 | 1-3 | .333 | 0-0 | .000 | 0 | 0 | 0 | 0.0 | 2 | 0 | 0 | 0 | 0 | 3 | 3.0 |
| vs William Jessup | 11/27/20 | * | 11 | 0-5 | .000 | 0-4 | .000 | 0-0 | .000 | 1 | 1 | 2 | 1.0 | 0 | 0 | 0 | 0 | 0 | 0 | 1.5 |
| vs CSUN | 11/30/20 | | 5 | 0-2 | .000 | 0-2 | .000 | 0-0 | .000 | 1 | 1 | 2 | 1.3 | 0 | 0 | 0 | 0 | 1 | 0 | 1.0 |
| at UCLA | 12/03/20 | | 6 | 1-2 | .500 | 0-1 | .000 | 0-0 | .000 | 1 | 1 | 2 | 1.5 | 0 | 0 | 0 | 0 | 0 | 2 | 1.3 |
| at Long Beach St. | 12/06/20 | | 7 | 0-1 | .000 | 0-1 | .000 | 1-2 | .500 | 0 | 2 | 2 | 1.6 | 2 | 0 | 0 | 0 | 0 | 1 | 1.2 |
| at Washington | 12/09/20 | | 5 | 0-3 | .000 | 0-3 | .000 | 2-2 | 1.000 | 0 | 1 | 1 | 1.5 | 0 | 0 | 0 | 0 | 0 | 2 | 1.3 |
| NORTHWEST (WA) | 12/13/20 | | 14 | 2-6 | .333 | 1-5 | .200 | 2-2 | 1.000 | 1 | 5 | 6 | 2.1 | 2 | 0 | 0 | 0 | 0 | 7 | 2.1 |
| COL. OF IDAHO | 12/17/20 | | 12 | 1-3 | .333 | 1-3 | .333 | 0-0 | .000 | 0 | 1 | 1 | 2.0 | 0 | 0 | 0 | 0 | 0 | 3 | 2.3 |
| at California | 12/22/20 | | 0 | 0-0 | .000 | 0-0 | .000 | 0-0 | .000 | 0 | 0 | 0 | 1.8 | 0 | 0 | 0 | 0 | 0 | 0 | 2.0 |
| SAINT MARTIN'S | 01/09/21 | | 9 | 0-2 | .000 | 0-2 | .000 | 0-0 | .000 | 0 | 1 | 1 | 1.7 | 2 | 0 | 1 | 0 | 0 | 0 | 1.8 |
| UTAH VALLEY | 01/15/21 | | 3 | 0-0 | .000 | 0-0 | .000 | 0-0 | .000 | 0 | 0 | 0 | 1.5 | 0 | 0 | 0 | 0 | 0 | 0 | 1.6 |
| Totals | | 1 | 78 | 5-27 | .185 | 3-24 | .125 | 5-6 | .833 | 4 | 13 | 17 | 1.5 | 8 | 0 | 1 | 0 | 1 | 18 | 1.6 |

Games played: 11

Minutes/game: 7.1

Points/game: 1.6

FG Pct: 18.5

3FG Pct: 12.5

FT Pct: 83.3

Rebounds/game: 1.5

Turnovers/game: 0.1

Steals/game: 0.1

CAREER STATS

| Year | GP-GS | Min/Avg | Total | | 3-Point | | FT-FTA | Pct | Off-Def | Tot | Avg | PF-FO | Ast | TO | Blk | Stl | Pts/Avg |
|----------|-------|----------|--------|------|---------|------|--------|------|---------|-----|-----|-------|-----|----|-----|-----|---------|
| | | | FG-FGA | Pct | FG-FGA | Pct | | | | | | | | | | | |
| 2017-18* | 33-1 | 413/12.5 | 46-133 | .346 | 38-99 | .384 | 12-22 | .545 | 29-44 | 73 | 2.2 | 59-0 | 7 | 13 | 1 | 2 | 142/4.3 |
| 2019-20* | 11-0 | 73/6.6 | 13-32 | .406 | 10-25 | .400 | 0-4 | .000 | 3-5 | 8 | 0.7 | 5-0 | 0 | 3 | 0 | 0 | 36/3.3 |
| 2020-21 | 11-1 | 78/7.1 | 5-27 | .185 | 3-24 | .125 | 5-6 | .833 | 4-13 | 17 | 1.5 | 8-0 | 0 | 1 | 0 | 1 | 18/1.6 |
| TOTAL | 11-1 | 78/7.1 | 5-27 | .185 | 3-24 | .125 | 5-6 | .833 | 4-13 | 17 | 1.5 | 8-0 | 0 | 1 | 0 | 1 | 18/1.6 |
| All* | 55-2 | 564/10.3 | 64-192 | .333 | 51-148 | .345 | 17-32 | .531 | 36-62 | 98 | 1.8 | 72-0 | 7 | 17 | 1 | 3 | 196/3.6 |

* Statistics from prior team/school

SINGLE-GAME HIGHS

Points: 18, at Fresno State -- 01/27/18

Rebounds: 6, 3 times

Assists: 2, Air Force -- 01/24/18

Steals: 1, Miss Valley State -- 11/15/17

Blocks: 1, 2 times

FG made: 6, at Fresno State -- 01/27/18

FG attempts: 11, at San Jose State -- 02/28/18

3FG made: 6, at Fresno State -- 01/27/18

3FG attempts: 10, at San Jose State -- 02/28/18

FT made: 3, 2 times

FT attempts: 6, 2 times



2020-21 PLAYER GAME-BY-GAME

#24 Nate Robinson

| Opponent | Date | gs | min | Total | | 3-Pointers | | Free throws | | Rebounds | | | | pf | a | t/o | blk | stl | pts | avg |
|-------------------|----------|----|-----|--------|------|------------|------|-------------|-------|----------|-----|-----|-----|----|---|-----|-----|-----|-----|-----|
| | | | | fg-fga | pct | 3fg-fga | pct | ft-fga | pct | off | def | tot | avg | | | | | | | |
| at UCLA | 12/03/20 | | 9 | 1-5 | .200 | 0-4 | .000 | 1-1 | 1.000 | 0 | 1 | 1 | 1.0 | 0 | 0 | 2 | 1 | 0 | 3 | 3.0 |
| at Long Beach St. | 12/06/20 | | 8 | 0-1 | .000 | 0-0 | .000 | 0-0 | .000 | 1 | 1 | 2 | 1.5 | 4 | 0 | 2 | 0 | 0 | 0 | 1.5 |
| at Washington | 12/09/20 | | 3 | 0-0 | .000 | 0-0 | .000 | 0-0 | .000 | 0 | 0 | 0 | 1.0 | 0 | 0 | 0 | 0 | 0 | 0 | 1.0 |
| Totals | | 0 | 20 | 1-6 | .167 | 0-4 | .000 | 1-1 | 1.000 | 1 | 2 | 3 | 1.0 | 4 | 0 | 4 | 1 | 0 | 3 | 1.0 |

Games played: 3
 Minutes/game: 6.7
 Points/game: 1.0
 FG Pct: 16.7
 3FG Pct: 0.0
 FT Pct: 100.0

Rebounds/game: 1.0
 Turnovers/game: 1.3
 Blocks/game: 0.3

CAREER STATS

| Year | GP-GS | Min/Avg | Total | | 3-Point | | FT-FTA | Pct | Rebounds | | | | PF-FO | Ast | TO | Blk | Stl | Pts/Avg |
|----------|-------|---------|--------|------|---------|------|--------|-------|----------|-----|-----|------|-------|-----|----|-----|-----|---------|
| | | | FG-FGA | Pct | FG-FGA | Pct | | | Off-Def | Tot | Avg | | | | | | | |
| 2018-19* | 18-0 | 176/9.8 | 6-43 | .140 | 1-26 | .038 | 16-27 | .593 | 7-17 | 24 | 1.3 | 9-0 | 6 | 6 | 0 | 1 | | 29/1.6 |
| 2020-21 | 3-0 | 20/6.7 | 1-6 | .167 | 0-4 | .000 | 1-1 | 1.000 | 1-2 | 3 | 1.0 | 4-0 | 0 | 4 | 1 | 0 | | 3/1.0 |
| TOTAL | 3-0 | 20/6.7 | 1-6 | .167 | 0-4 | .000 | 1-1 | 1.000 | 1-2 | 3 | 1.0 | 4-0 | 0 | 4 | 1 | 0 | | 3/1.0 |
| All* | 21-0 | 196/9.3 | 7-49 | .143 | 1-30 | .033 | 17-28 | .607 | 8-19 | 27 | 1.3 | 13-0 | 6 | 10 | 1 | 1 | | 32/1.5 |

* Statistics from prior team/school

SINGLE-GAME HIGHS

Points: 6, at Purdue Fort Wayne -- 02/30/19
 Rebounds: 5, at Kansas -- 12/18/18
 Assists: 2, at Oral Roberts -- 01/17/19
 Steals: 1, at Oral Roberts -- 01/17/19
 FG made: 2, at Purdue Fort Wayne -- 02/30/19
 FG attempts: 7, at Purdue Fort Wayne -- 02/30/19
 3FG made: 1, South Dakota State -- 01/06/19, at UCLA -- 12/03/20
 3FG attempts: 7, at Purdue Fort Wayne -- 01/30/19
 FT made: 5, at Colorado -- 12/04/18
 FT attempts: 8, at Colorado -- 12/04/18



2020-21 PLAYER GAME-BY-GAME

#25 Jared Pearre

| Opponent | Date | gs | min | Total | | 3-Pointers | | Free throws | | Rebounds | | | | pf | a | t/o | blk | stl | pts | avg |
|-------------------|----------|----|-----|--------|-------|------------|------|-------------|------|----------|-----|-----|-----|----|---|-----|-----|-----|-----|-----|
| | | | | fg-fga | pct | 3fg-fga | pct | ft-fa | pct | off | def | tot | avg | | | | | | | |
| at Portland | 11/25/20 | | 8 | 0-1 | .000 | 0-0 | .000 | 0-0 | .000 | 0 | 0 | 0 | 0.0 | 1 | 0 | 2 | 0 | 1 | 0 | 0.0 |
| vs William Jessup | 11/27/20 | | 9 | 1-2 | .500 | 0-0 | .000 | 1-2 | .500 | 2 | 2 | 4 | 2.0 | 0 | 0 | 1 | 0 | 1 | 3 | 1.5 |
| vs CSUN | 11/30/20 | | 8 | 1-1 | 1.000 | 0-0 | .000 | 0-0 | .000 | 1 | 3 | 4 | 2.7 | 3 | 0 | 1 | 0 | 0 | 2 | 1.7 |
| at UCLA | 12/03/20 | | 18 | 1-2 | .500 | 0-0 | .000 | 0-1 | .000 | 3 | 3 | 6 | 3.5 | 3 | 1 | 1 | 1 | 1 | 2 | 1.8 |
| at Long Beach St. | 12/06/20 | | 13 | 0-1 | .000 | 0-0 | .000 | 2-6 | .333 | 0 | 2 | 2 | 3.2 | 2 | 0 | 1 | 1 | 0 | 2 | 1.8 |
| at Washington | 12/09/20 | | 7 | 0-1 | .000 | 0-0 | .000 | 0-0 | .000 | 0 | 0 | 0 | 2.7 | 1 | 0 | 2 | 0 | 0 | 0 | 1.5 |
| NORTHWEST (WA) | 12/13/20 | | 21 | 5-6 | .833 | 0-0 | .000 | 2-3 | .667 | 1 | 3 | 4 | 2.9 | 0 | 1 | 1 | 3 | 0 | 12 | 3.0 |
| COL. OF IDAHO | 12/17/20 | | 16 | 3-6 | .500 | 0-0 | .000 | 0-2 | .000 | 2 | 3 | 5 | 3.1 | 0 | 2 | 1 | 4 | 1 | 6 | 3.4 |
| at California | 12/22/20 | | 6 | 1-1 | 1.000 | 0-0 | .000 | 0-0 | .000 | 0 | 0 | 0 | 2.8 | 1 | 0 | 0 | 0 | 0 | 2 | 3.2 |
| PORTLAND | 12/30/20 | | 23 | 9-12 | .750 | 0-0 | .000 | 0-0 | .000 | 2 | 8 | 10 | 3.5 | 0 | 1 | 0 | 4 | 0 | 18 | 4.7 |
| SAINT MARTIN'S | 01/09/21 | | 19 | 2-4 | .500 | 0-0 | .000 | 1-4 | .250 | 1 | 5 | 6 | 3.7 | 1 | 0 | 0 | 2 | 1 | 5 | 4.7 |
| UTAH VALLEY | 01/15/21 | | 19 | 1-2 | .500 | 0-0 | .000 | 4-6 | .667 | 2 | 3 | 5 | 3.8 | 2 | 0 | 1 | 1 | 1 | 6 | 4.8 |
| Totals | | 0 | 167 | 24-39 | .615 | 0-0 | .000 | 10-24 | .417 | 14 | 32 | 46 | 3.8 | 14 | 5 | 11 | 16 | 6 | 58 | 4.8 |

Games played: 12
 Minutes/game: 13.9
 Points/game: 4.8
 FG Pct: 61.5
 FT Pct: 41.7

Rebounds/game: 3.8
 Assists/game: 0.4
 Turnovers/game: 0.9
 Assist/turnover ratio: 0.5
 Steals/game: 0.5
 Blocks/game: 1.3

CAREER STATS

| Year | GP-GS | Min/Avg | Total | | 3-Point | | FT-FTA | Pct | Rebounds | | | | PF-FO | Ast | TO | Blk | Stl | Pts/Avg |
|----------|-------|-----------|---------|------|---------|------|--------|------|----------|-----|-----|-------|-------|-----|----|-----|-----|---------|
| | | | FG-FGA | Pct | FG-FGA | Pct | | | Off-Def | Tot | Avg | | | | | | | |
| 2018-19* | 30-13 | 395/13.2 | 38-58 | .655 | 0-0 | .000 | 12-24 | .500 | 30-51 | 81 | 2.7 | 56-2 | 18 | 19 | 16 | 14 | | 88/2.9 |
| 2019-20* | 31-23 | 552/17.8 | 48-83 | .578 | 0-0 | .000 | 8-27 | .296 | 34-76 | 110 | 3.5 | 72-3 | 30 | 23 | 17 | 12 | | 104/3.4 |
| 2020-21 | 12-0 | 167/13.9 | 24-39 | .615 | 0-0 | .000 | 10-24 | .417 | 14-32 | 46 | 3.8 | 14-0 | 5 | 11 | 16 | 6 | | 58/4.8 |
| TOTAL | 12-0 | 167/13.9 | 24-39 | .615 | 0-0 | .000 | 10-24 | .417 | 14-32 | 46 | 3.8 | 14-0 | 5 | 11 | 16 | 6 | | 58/4.8 |
| All* | 73-36 | 1114/15.3 | 110-180 | .611 | 0-0 | .000 | 30-75 | .400 | 78-159 | 237 | 3.2 | 142-5 | 53 | 53 | 49 | 32 | | 250/3.4 |

* Statistics from prior team/school

SINGLE-GAME HIGHS

Points: 18, Portland -- 12/30/20
 Rebounds: 10, Portland -- 12/30/20
 Assists: 2, Col. of Idaho -- 12/17/20
 Steals: 1, 6 times
 Blocks: 4, Col. of Idaho -- 12/17/20 ; Portland -- 12/30/20
 FG made: 9, Portland -- 12/30/20
 FG attempts: 12, Portland -- 12/30/20
 FT made: 4, Utah Valley -- 01/15/21
 FT attempts: 6, Utah Valley -- 01/15/21 ; at Long Beach St. -- 12/06/20



2020-21 PLAYER GAME-BY-GAME

#33 Kobe Williamson

| Opponent | Date | gs | min | Total | | 3-Pointers | | Free throws | | Rebounds | | | | pf | a | t/o | blk | stl | pts | avg | |
|-------------------|----------|----|-----|--------|-------|------------|------|-------------|-------|----------|-----|-----|-----|-----|----|-----|-----|-----|-----|------|-----|
| | | | | fg-fga | pct | 3fg-fga | pct | ft-fa | pct | off | def | tot | avg | | | | | | | | |
| at Portland | 11/25/20 | * | 28 | 4-6 | .667 | 2-3 | .667 | 0-0 | .000 | 5 | 4 | 9 | 9.0 | 3 | 0 | 0 | 2 | 0 | 10 | 10.0 | |
| vs William Jessup | 11/27/20 | * | 24 | 2-6 | .333 | 0-2 | .000 | 2-2 | 1.000 | 1 | 3 | 4 | 6.5 | 3 | 1 | 1 | 3 | 1 | 6 | 8.0 | |
| vs Air Force | 11/29/20 | * | 37 | 5-7 | .714 | 1-2 | .500 | 0-0 | .000 | 3 | 3 | 6 | 6.3 | 4 | 0 | 0 | 2 | 1 | 11 | 9.0 | |
| vs CSUN | 11/30/20 | * | 22 | 0-4 | .000 | 0-4 | .000 | 0-2 | .000 | 3 | 6 | 9 | 7.0 | 3 | 1 | 2 | 0 | 2 | 0 | 6.8 | |
| at UCLA | 12/03/20 | * | 27 | 1-3 | .333 | 0-0 | .000 | 0-1 | .000 | 0 | 3 | 3 | 6.2 | 3 | 0 | 0 | 1 | 1 | 2 | 5.8 | |
| at Long Beach St. | 12/06/20 | * | 27 | 2-8 | .250 | 1-5 | .200 | 2-2 | 1.000 | 4 | 6 | 10 | 6.8 | 3 | 0 | 1 | 0 | 2 | 7 | 6.0 | |
| at Washington | 12/09/20 | * | 27 | 1-5 | .200 | 1-2 | .500 | 1-2 | .500 | 2 | 5 | 7 | 6.9 | 2 | 2 | 2 | 0 | 0 | 4 | 5.7 | |
| NORTHWEST (WA) | 12/13/20 | * | 32 | 1-2 | .500 | 1-2 | .500 | 0-0 | .000 | 0 | 4 | 4 | 6.5 | 3 | 1 | 2 | 2 | 1 | 3 | 5.4 | |
| COL. OF IDAHO | 12/17/20 | * | 28 | 3-6 | .500 | 1-4 | .250 | 0-0 | .000 | 1 | 7 | 8 | 6.7 | 1 | 1 | 1 | 1 | 2 | 7 | 5.6 | |
| at California | 12/22/20 | * | 38 | 3-6 | .500 | 1-4 | .250 | 0-0 | .000 | 1 | 6 | 7 | 6.7 | 2 | 1 | 1 | 1 | 0 | 7 | 5.7 | |
| PORTLAND | 12/30/20 | * | 32 | 2-6 | .333 | 1-2 | .500 | 2-3 | .667 | 3 | 4 | 7 | 6.7 | 4 | 0 | 1 | 2 | 0 | 7 | 5.8 | |
| SAINT MARTIN'S | 01/09/21 | * | 15 | 1-5 | .200 | 0-3 | .000 | 2-2 | 1.000 | 2 | 2 | 4 | 6.5 | 5 | 1 | 2 | 0 | 0 | 4 | 5.7 | |
| UTAH VALLEY | 01/15/21 | * | 22 | 0-4 | .000 | 0-3 | .000 | 1-2 | .500 | 0 | 2 | 2 | 6.2 | 5 | 1 | 1 | 1 | 0 | 1 | 5.3 | |
| Totals | | | 13 | 359 | 25-68 | .368 | 9-36 | .250 | 10-16 | .625 | 25 | 55 | 80 | 6.2 | 41 | 9 | 14 | 15 | 10 | 69 | 5.3 |

Games played: 13
 Minutes/game: 27.6
 Points/game: 5.3
 FG Pct: 36.8
 3FG Pct: 25.0
 FT Pct: 62.5

Rebounds/game: 6.2
 Assists/game: 0.7
 Turnovers/game: 1.1
 Assist/turnover ratio: 0.6
 Steals/game: 0.8
 Blocks/game: 1.2

CAREER STATS

| Year | GP-GS | Min/Avg | Total | | 3-Point | | FT-FTA | Pct | Rebounds | | | | PF-FO | Ast | TO | Blk | Stl | Pts/Avg |
|---------|-------|----------|--------|------|---------|------|--------|------|----------|---------|-----|-----|-------|-----|----|-----|-----|---------|
| | | | FG-FGA | Pct | FG-FGA | Pct | | | Pct | Off-Def | Tot | Avg | | | | | | |
| 2020-21 | 13-13 | 359/27.6 | 25-68 | .368 | 9-36 | .250 | 10-16 | .625 | .625 | 25-55 | 80 | 6.2 | 41-2 | 9 | 14 | 15 | 10 | 69/5.3 |
| TOTAL | 13-13 | 359/27.6 | 25-68 | .368 | 9-36 | .250 | 10-16 | .625 | .625 | 25-55 | 80 | 6.2 | 41-2 | 9 | 14 | 15 | 10 | 69/5.3 |

SINGLE-GAME HIGHS

Points: 11, vs Air Force -- 11/29/20
 Rebounds: 10, at Long Beach St. -- 12/06/20
 Assists: 2, at Washington -- 12/09/20
 Steals: 2, vs CSUN -- 11/30/20 ; at Long Beach St. -- 12/06/20 ; Col. of Idaho -- 12/17/20
 Blocks: 3, vs William Jessup -- 11/27/20
 FG made: 5, vs Air Force -- 11/29/20
 FG attempts: 8, at Long Beach St. -- 12/06/20
 3FG made: 2, at Portland -- 11/25/20
 3FG attempts: 5, at Long Beach St. -- 12/06/20
 FT made: 2, 4 times
 FT attempts: 3, Portland -- 12/30/20



2020-21 PLAYER GAME-BY-GAME

#35 Matthew Levis

| Opponent | Date | gs | min | Total | | 3-Pointers | | Free throws | | Rebounds | | | | pf | a | t/o | blk | stl | pts | avg |
|----------------|----------|----|-----|--------|------|------------|------|-------------|------|----------|-----|-----|-----|----|---|-----|-----|-----|-----|-----|
| | | | | fg-fga | pct | 3fg-fga | pct | ft-fta | pct | off | def | tot | avg | | | | | | | |
| SAINT MARTIN'S | 01/09/21 | | 3 | 0-0 | .000 | 0-0 | .000 | 0-0 | .000 | 0 | 0 | 0 | 0.0 | 0 | 1 | 0 | 0 | 0 | 0 | 0.0 |
| Totals | | 0 | 3 | 0-0 | .000 | 0-0 | .000 | 0-0 | .000 | 0 | 0 | 0 | 0.0 | 0 | 1 | 0 | 0 | 0 | 0 | 0.0 |

Games played: 1

Minutes/game: 3.0

Assists/game: 1.0

Assist/turnover ratio: 99.9

CAREER STATS

| Year | GP-GS | Min/Avg | Total | | 3-Point | | FT-FTA | Pct | Rebounds | | | | PF-FO | Ast | TO | Blk | Stl | Pts/Avg |
|---------|-------|---------|--------|------|---------|------|--------|------|----------|-----|-----|-----|-------|-----|----|-----|-----|---------|
| | | | FG-FGA | Pct | FG-FGA | Pct | | | Off-Def | Tot | Avg | | | | | | | |
| 2020-21 | 1-0 | 3/3.0 | 0-0 | .000 | 0-0 | .000 | 0-0 | .000 | 0-0 | 0 | 0.0 | 0-0 | 1 | 0 | 0 | 0 | 0 | 0/0.0 |
| TOTAL | 1-0 | 3/3.0 | 0-0 | .000 | 0-0 | .000 | 0-0 | .000 | 0-0 | 0 | 0.0 | 0-0 | 1 | 0 | 0 | 0 | 0 | 0/0.0 |

SINGLE-GAME HIGHS

Assists: 1, Saint Martin's -- 01/09/21



2020-21 BOX SCORES

Official Basketball Box Score -- Game Totals -- Final Statistics Seattle U vs Portland 11/25/20 8:00 pm at Portland, OR (Chiles Center)

Seattle U 84 • 1-0,0-0 WAC

| # | Player | Total | | 3-Ptr | Rebounds | | | PF | TP | A | TO | Blk | Stl | Min |
|--------|------------------|--------|--------|-------|----------|-----|-----|----|----|----|----|-----|-----|-----|
| | | FG-FGA | FG-FGA | | Off | Def | Tot | | | | | | | |
| 21 | Viktor Rajkovic | f | 0-1 | 0-0 | 0-0 | 0 | 0 | 0 | 1 | 0 | 1 | 0 | 0 | 5 |
| 00 | Rip Economou | g | 1-6 | 0-2 | 2-2 | 0 | 2 | 2 | 1 | 4 | 0 | 0 | 0 | 10 |
| 10 | Aaron Nettles | g | 3-9 | 2-7 | 0-0 | 0 | 0 | 0 | 3 | 8 | 4 | 2 | 0 | 33 |
| 11 | Riley Grigsby | g | 10-19 | 4-7 | 4-5 | 0 | 6 | 6 | 3 | 28 | 4 | 1 | 2 | 31 |
| 33 | Kobe Williamson | g | 4-6 | 2-3 | 0-0 | 5 | 4 | 9 | 3 | 10 | 0 | 0 | 2 | 28 |
| 01 | Vas Pandza | g | 0-1 | 0-0 | 0-0 | 0 | 2 | 2 | 0 | 0 | 0 | 0 | 0 | 8 |
| 12 | Darriin Trammell | g | 6-13 | 3-6 | 2-2 | 1 | 4 | 5 | 4 | 17 | 9 | 3 | 0 | 34 |
| 13 | Angelo Stuart | g | 0-2 | 0-1 | 2-2 | 0 | 1 | 1 | 0 | 2 | 1 | 0 | 0 | 10 |
| 15 | Emeka Udenyi | g | 6-7 | 0-0 | 0-2 | 2 | 4 | 6 | 1 | 12 | 0 | 0 | 2 | 27 |
| 23 | Daron Henson | g | 1-3 | 1-3 | 0-0 | 0 | 0 | 0 | 2 | 3 | 0 | 0 | 0 | 6 |
| 25 | Jared Pearre | g | 0-1 | 0-0 | 0-0 | 0 | 0 | 0 | 1 | 0 | 0 | 2 | 0 | 8 |
| Team | | | | | 1 | 1 | 2 | | | | | | | |
| Totals | | 31-68 | 12-29 | 10-13 | 9 | 24 | 33 | 21 | 84 | 19 | 8 | 6 | 8 | 200 |

FG % 1st Half: 12-33 36.4% 2nd half: 19-35 54.3% Game: 31-68 45.6%
3FG % 1st Half: 4-14 28.6% 2nd half: 8-15 53.3% Game: 12-29 41.4%
FT % 1st Half: 3-6 50.0% 2nd half: 7-7 100.0% Game: 10-13 76.9%

Portland 72 • 0-1,0-0 WCC

| # | Player | Total | | 3-Ptr | Rebounds | | | PF | TP | A | TO | Blk | Stl | Min |
|--------|-----------------------|--------|--------|-------|----------|-----|-----|----|----|----|----|-----|-----|-----|
| | | FG-FGA | FG-FGA | | Off | Def | Tot | | | | | | | |
| 13 | Eddie Davis | f | 3-6 | 0-0 | 1-3 | 0 | 3 | 3 | 2 | 7 | 1 | 3 | 1 | 28 |
| 24 | Michael Henn | f | 3-7 | 1-4 | 2-2 | 0 | 6 | 6 | 2 | 9 | 3 | 2 | 0 | 35 |
| 02 | Ahmed Ali | g | 4-9 | 2-4 | 3-3 | 0 | 0 | 0 | 4 | 13 | 2 | 3 | 0 | 22 |
| 03 | Isiah Dasher | g | 3-6 | 0-1 | 1-2 | 0 | 4 | 4 | 2 | 7 | 1 | 2 | 0 | 28 |
| 11 | Latrell Jones | g | 2-7 | 1-2 | 2-3 | 1 | 4 | 5 | 3 | 7 | 1 | 2 | 0 | 24 |
| 00 | Clythrus Griffith Jr. | g | 3-4 | 1-1 | 3-3 | 0 | 2 | 2 | 0 | 10 | 0 | 2 | 0 | 17 |
| 01 | Zac Triplett | g | 1-1 | 1-1 | 0-0 | 0 | 2 | 2 | 0 | 3 | 1 | 1 | 0 | 4 |
| 10 | Chase Adams | g | 4-9 | 0-0 | 5-6 | 1 | 3 | 4 | 1 | 13 | 2 | 2 | 0 | 18 |
| 15 | Hayden Curtiss | g | 0-1 | 0-0 | 0-0 | 0 | 1 | 1 | 0 | 1 | 0 | 0 | 1 | 5 |
| 20 | Takula Fahrensohn | g | 1-1 | 0-0 | 1-1 | 0 | 3 | 3 | 1 | 3 | 0 | 2 | 0 | 19 |
| Team | | | | | 2 | 2 | 4 | | | 1 | | | | |
| Totals | | 24-51 | 6-13 | 18-23 | 4 | 30 | 34 | 16 | 72 | 12 | 20 | 1 | 2 | 200 |

FG % 1st Half: 13-25 52.0% 2nd half: 11-26 42.3% Game: 24-51 47.1%
3FG % 1st Half: 3-8 37.5% 2nd half: 3-5 60.0% Game: 6-13 46.2%
FT % 1st Half: 10-13 76.9% 2nd half: 8-10 80.0% Game: 18-23 78.3%

Officials: Justin Shamion, Sirallen Conner, Kevin Brill
Technical fouls: Seattle U-None. Portland-None.
Attendance:

| Score by periods | 1st | 2nd | Total |
|------------------|-----|-----|-------|
| Seattle U | 31 | 53 | 84 |
| Portland | 39 | 33 | 72 |

| Points | In | Off | 2nd | Fast | Bench |
|--------|----|-----|-----|------|-------|
| SU | 32 | 19 | 12 | 9 | 34 |
| UP | 32 | 6 | 2 | 8 | 29 |

Last FG - SU 2nd-00:43, UP 2nd-00:30.
Largest lead - SU by 12 2nd-00:43, UP by 10 1st-00:25.
SU led for 18:11. UP led for 18:18. Game was tied for 03:31.

Score tied - 7 times.
Lead changed - 10 times.

Official Basketball Box Score -- Game Totals -- Final Statistics Seattle U vs Air Force 11/29/20 12:00 pm at Las Vegas, NV (T-Mobile Arena)

Seattle U 63 • 3-0,0-0 WAC

| # | Player | Total | | 3-Ptr | Rebounds | | | PF | TP | A | TO | Blk | Stl | Min |
|--------|------------------|--------|--------|-------|----------|-----|-----|----|----|----|----|-----|-----|-----|
| | | FG-FGA | FG-FGA | | Off | Def | Tot | | | | | | | |
| 15 | Emeka Udenyi | f | 1-3 | 0-0 | 1-2 | 2 | 3 | 5 | 4 | 3 | 3 | 1 | 0 | 26 |
| 00 | Rip Economou | g | 4-10 | 4-9 | 0-0 | 0 | 4 | 4 | 1 | 12 | 0 | 1 | 0 | 28 |
| 10 | Aaron Nettles | g | 4-13 | 4-9 | 0-0 | 0 | 4 | 4 | 2 | 12 | 5 | 2 | 0 | 32 |
| 11 | Riley Grigsby | g | 6-13 | 1-4 | 0-0 | 0 | 1 | 1 | 2 | 13 | 3 | 1 | 1 | 0 |
| 33 | Kobe Williamson | g | 5-7 | 1-2 | 0-0 | 3 | 3 | 6 | 4 | 11 | 0 | 0 | 2 | 37 |
| 01 | Vas Pandza | g | 0-1 | 0-1 | 0-0 | 1 | 1 | 2 | 0 | 0 | 0 | 0 | 0 | 4 |
| 05 | Joe Wall | g | 0-0 | 0-0 | 0-0 | 0 | 0 | 0 | 0 | 0 | 0 | 0 | 0 | 3 |
| 12 | Darriin Trammell | g | 4-10 | 1-4 | 3-4 | 0 | 2 | 2 | 0 | 12 | 5 | 0 | 0 | 29 |
| 13 | Angelo Stuart | g | 0-0 | 0-0 | 0-0 | 0 | 0 | 0 | 0 | 0 | 0 | 0 | 0 | 4 |
| Team | | | | | 4 | 2 | 6 | | | 4 | | | | |
| Totals | | 24-57 | 11-29 | 4-6 | 10 | 20 | 30 | 13 | 63 | 16 | 9 | 3 | 4 | 200 |

FG % 1st Half: 10-28 35.7% 2nd half: 14-29 48.3% Game: 24-57 42.1%
3FG % 1st Half: 6-17 35.3% 2nd half: 5-12 41.7% Game: 11-29 37.9%
FT % 1st Half: 1-2 50.0% 2nd half: 3-4 75.0% Game: 4-6 66.7%

Air Force 45 • 1-1,0-0 Mountain

| # | Player | Total | | 3-Ptr | Rebounds | | | PF | TP | A | TO | Blk | Stl | Min |
|--------|-------------------|--------|--------|-------|----------|-----|-----|----|----|----|----|-----|-----|-----|
| | | FG-FGA | FG-FGA | | Off | Def | Tot | | | | | | | |
| 11 | Ameka Akaya | f | 1-6 | 1-4 | 0-0 | 0 | 1 | 1 | 1 | 3 | 0 | 2 | 0 | 13 |
| 22 | Nik Jackson | f | 4-8 | 1-3 | 0-0 | 2 | 4 | 6 | 4 | 9 | 1 | 4 | 0 | 1 |
| 44 | Keaton Van Soelen | f | 4-8 | 0-2 | 1-2 | 1 | 3 | 4 | 5 | 9 | 1 | 2 | 0 | 1 |
| 05 | Chris Joyce | g | 0-2 | 0-2 | 4-4 | 0 | 3 | 3 | 0 | 4 | 1 | 3 | 0 | 38 |
| 10 | AJ Walker | g | 2-5 | 1-2 | 0-0 | 0 | 3 | 3 | 2 | 5 | 2 | 1 | 0 | 34 |
| 00 | Joseph Octave | g | 0-1 | 0-1 | 0-0 | 0 | 0 | 0 | 0 | 0 | 0 | 0 | 0 | 2 |
| 02 | Glen McClintock | g | 4-8 | 3-5 | 0-0 | 1 | 4 | 5 | 2 | 11 | 2 | 0 | 0 | 31 |
| 15 | Abe Kinrade | g | 1-2 | 0-1 | 2-2 | 0 | 0 | 0 | 0 | 4 | 1 | 0 | 0 | 16 |
| 24 | Mason Taylor | g | 0-0 | 0-0 | 0-0 | 0 | 0 | 0 | 1 | 0 | 1 | 1 | 0 | 5 |
| Team | | | | | 0 | 3 | 3 | | | | | | | |
| Totals | | 16-40 | 6-20 | 7-8 | 4 | 21 | 25 | 15 | 45 | 9 | 15 | 0 | 2 | 200 |

FG % 1st Half: 9-24 37.5% 2nd half: 7-16 43.8% Game: 16-40 40.0%
3FG % 1st Half: 3-13 23.1% 2nd half: 3-7 42.9% Game: 6-20 30.0%
FT % 1st Half: 4-4 100.0% 2nd half: 3-4 75.0% Game: 7-8 87.5%

Officials: Ken Ditty, Kevin Brill, Donn Berdahl
Technical fouls: Seattle U-TEAM. Air Force-Nik Jackson.
Attendance:

| Score by periods | 1st | 2nd | Total |
|------------------|-----|-----|-------|
| Seattle U | 27 | 36 | 63 |
| Air Force | 25 | 20 | 45 |

| Points | In | Off | 2nd | Fast | Bench |
|--------|----|-----|-----|------|-------|
| SU | 26 | 14 | 12 | 2 | 12 |
| USAFA | 18 | 8 | 3 | 2 | 15 |

Last FG - SU 2nd-00:31, USAFA 2nd-01:02.
Largest lead - SU by 19 2nd-11:31, USAFA None.
SU led for 39:32. USAFA led for 00:00. Game was tied for 00:28.

Score tied - 0 times.
Lead changed - 0 times.

Official Basketball Box Score -- Game Totals -- Final Statistics William Jessup vs Seattle U 11/27/20 12:00 pm at Portland, OR (Chiles Center)

William Jessup 53 • 0-2

| # | Player | Total | | 3-Ptr | Rebounds | | | PF | TP | A | TO | Blk | Stl | Min |
|--------|-------------------|--------|--------|-------|----------|-----|-----|----|----|---|----|-----|-----|-----|
| | | FG-FGA | FG-FGA | | Off | Def | Tot | | | | | | | |
| 11 | Myles Corey | * | 3-7 | 1-2 | 2-3 | 0 | 2 | 2 | 5 | 9 | 2 | 4 | 1 | 0 |
| 21 | Matt Garrison | * | 1-5 | 0-0 | 0-0 | 1 | 2 | 3 | 4 | 2 | 1 | 1 | 1 | 0 |
| 22 | Jaylen Johnson | * | 0-3 | 0-2 | 2-4 | 0 | 0 | 0 | 0 | 2 | 0 | 0 | 0 | 19 |
| 24 | Tarren Storey-Way | * | 2-9 | 1-6 | 4-6 | 0 | 4 | 4 | 1 | 9 | 0 | 3 | 0 | 32 |
| 25 | Jayden DeJoseph | * | 0-4 | 0-3 | 2-2 | 1 | 2 | 3 | 0 | 2 | 0 | 0 | 0 | 27 |
| 01 | Jordan Adams | | 2-3 | 2-2 | 1-2 | 1 | 2 | 3 | 2 | 7 | 0 | 0 | 0 | 12 |
| 03 | Nathan Kasongo | | 1-2 | 1-2 | 0-0 | 0 | 1 | 1 | 1 | 3 | 0 | 0 | 0 | 4 |
| 04 | Marcus Hansen | | 0-0 | 0-0 | 0-0 | 0 | 0 | 0 | 0 | 1 | 0 | 0 | 0 | 2 |
| 05 | Matt Lyon | | 2-2 | 0-0 | 1-2 | 0 | 0 | 0 | 0 | 5 | 0 | 2 | 0 | 7 |
| 10 | Malik Corey | | 1-3 | 0-0 | 0-0 | 0 | 2 | 2 | 3 | 2 | 2 | 1 | 0 | 18 |
| 12 | Nathan Flores | | 0-0 | 0-0 | 0-0 | 0 | 0 | 0 | 0 | 0 | 0 | 0 | 0 | 1 |
| 14 | Jaden Henderson | | 0-0 | 0-0 | 0-0 | 0 | 0 | 0 | 0 | 0 | 0 | 0 | 0 | 1 |
| 20 | Tim Strijbos | | 2-5 | 0-2 | 2-2 | 0 | 6 | 6 | 1 | 6 | 1 | 3 | 0 | 21 |
| 30 | David McCants | | 0-0 | 0-0 | 0-0 | 0 | 0 | 0 | 0 | 0 | 0 | 1 | 0 | 1 |
| 32 | Matthew Schmidt | | 1-3 | 0-0 | 4-4 | 1 | 1 | 2 | 5 | 6 | 2 | 1 | 0 | 20 |
| Team | | | | | 2 | 1 | 3 | | | 2 | | | | |
| Totals | | 15-46 | 5-19 | 18-25 | 6 | 23 | 29 | 23 | 53 | 8 | 19 | 3 | 3 | 203 |

FG % 1st Half: 8-25 32.0% 2nd half: 7-21 33.3% Game: 15-46 32.6%
3FG % 1st Half: 3-10 30.0% 2nd half: 2-9 22.2% Game: 5-19 26.3%
FT % 1st Half: 4-7 57.1% 2nd half: 14-18 77.8% Game: 18-25 72.0%

Seattle U 77 • 2-0,0-0 WAC

| # | Player | Total | | 3-Ptr | Rebounds | | | PF | TP | A | TO | Blk | Stl | Min |
|----|------------------|--------|--------|-------|----------|-----|-----|----|----|----|----|-----|-----|-----|
| | | FG-FGA | FG-FGA | | Off | Def | Tot | | | | | | | |
| 23 | Daron Henson | f | 0-5 | 0-4 | 0-0 | 1 | 1 | 2 | 0 | 0 | 0 | 0 | 0 | 11 |
| 00 | Rip Economou | g | 3-5 | 2-4 | 0-0 | 0 | 4 | 4 | 2 | 8 | 2 | 1 | 1 | 0 |
| 10 | Aaron Nettles | g | 2-11 | 0-5 | 1-2 | 0 | 2 | 2 | 4 | 5 | 3 | 0 | 0 | 29 |
| 11 | Riley Grigsby | g | 6-12 | 2-4 | 0-0 | 2 | 2 | 4 | 2 | 14 | 2 | 1 | 0 | 32 |
| 33 | Kobe Williamson | g | 2-6 | 0-2 | 2-2 | 1 | 3 | 4 | 3 | 6 | 1 | 1 | 3 | 24 |
| 01 | Vas Pandza | g | 1-1 | 0-0 | 0-0 | 1 | 1 | 2 | 2 | 2 | 0 | 0 | 0 | 11 |
| 05 | Joe Wall | g | 2-4 | 1-3 | 0-0 | 0 | 1 | 1 | 2 | 5 | 0 | 0 | 0 | 7 |
| 12 | Darriin Trammell | g | 7-12 | 2-4 | 3-5 | 0 | 7 | 7 | 2 | 19 | 4 | 2 | 0 | 28 |
| 13 | Angelo Stuart | g | 1-3 | 0-1 | 2-2 | 0 | 0 | 0 | 1 | 4 | 0 | 1 | 0 | 8 |



2020-21 BOX SCORES

Official Basketball Box Score -- Game Totals -- Final Statistics Seattle U vs UCLA 12/03/20 5:00 pm at Los Angeles, CA (Pauley Pavilion)

Seattle U 52 • 3-2,0-0 WAC

| # | Player | Total | | 3-Ptr | | Rebounds | | PF | TP | A | TO | Blk | Stl | Min |
|--------|-------------------|--------|--------|--------|--------|----------|-----|----|----|----|----|-----|-----|-----|
| | | FG-FGA | FG-FGA | FT-FTA | FT-FTA | Off | Def | | | | | | | |
| 15 | Emeka Udenyi | f | 3-4 | 0-0 | 0-2 | 0 | 4 | 4 | 4 | 6 | 0 | 2 | 0 | 11 |
| 00 | Rip Economou | g | 2-5 | 0-3 | 0-0 | 0 | 0 | 0 | 2 | 4 | 0 | 2 | 0 | 11 |
| 10 | Aaron Nettles | g | 5-10 | 1-5 | 0-0 | 0 | 0 | 0 | 3 | 11 | 2 | 1 | 0 | 29 |
| 11 | Riley Grigsby | g | 5-12 | 2-5 | 0-1 | 2 | 2 | 4 | 4 | 12 | 1 | 2 | 0 | 35 |
| 33 | Kobe Williamson | g | 1-3 | 0-0 | 0-1 | 0 | 3 | 3 | 3 | 2 | 0 | 0 | 1 | 27 |
| 01 | Vas Pandza | g | 0-0 | 0-0 | 0-0 | 0 | 0 | 0 | 2 | 0 | 0 | 2 | 0 | 10 |
| 05 | Joe Wall | g | 1-2 | 0-1 | 0-0 | 0 | 0 | 0 | 0 | 2 | 0 | 0 | 0 | 5 |
| 12 | Darriion Trammell | g | 3-14 | 0-4 | 2-3 | 0 | 2 | 2 | 2 | 8 | 4 | 2 | 0 | 35 |
| 13 | Angelo Stuart | g | 0-0 | 0-0 | 0-0 | 0 | 0 | 0 | 0 | 0 | 0 | 0 | 0 | 4 |
| 23 | Daron Henson | g | 1-2 | 0-1 | 0-0 | 1 | 1 | 2 | 0 | 2 | 0 | 0 | 0 | 6 |
| 24 | Nate Robinson | g | 1-5 | 0-4 | 1-1 | 0 | 1 | 1 | 0 | 3 | 0 | 2 | 1 | 9 |
| 25 | Jared Pearre | g | 1-2 | 0-0 | 0-1 | 3 | 3 | 6 | 3 | 2 | 1 | 1 | 1 | 18 |
| Team | | | | | | | | | | | | | | 200 |
| Totals | | 23-59 | 3-23 | 3-9 | 6 | 18 | 24 | 23 | 52 | 8 | 14 | 3 | 10 | |

FG % 1st Half: 12-28 42.9% 2nd half: 11-31 35.5% Game: 23-59 39.0% Deadball Rebounds 0,1
3FG % 1st Half: 3-10 30.0% 2nd half: 0-13 0.0% Game: 3-23 13.0%
FT % 1st Half: 2-6 33.3% 2nd half: 1-3 33.3% Game: 3-9 33.3%

UCLA 78 • 2-1,0-0 Pac-12

| # | Player | Total | | 3-Ptr | | Rebounds | | PF | TP | A | TO | Blk | Stl | Min |
|--------|------------------|--------|--------|--------|--------|----------|-----|----|----|----|----|-----|-----|-----|
| | | FG-FGA | FG-FGA | FT-FTA | FT-FTA | Off | Def | | | | | | | |
| 02 | Cody Riley | f | 4-5 | 0-0 | 0-0 | 0 | 3 | 3 | 3 | 8 | 1 | 3 | 0 | 12 |
| 01 | Jules Bernard | g | 6-8 | 3-5 | 1-2 | 0 | 3 | 3 | 3 | 16 | 1 | 3 | 0 | 29 |
| 04 | Jaime Jaquez Jr. | g | 3-3 | 1-1 | 2-3 | 0 | 3 | 3 | 1 | 9 | 2 | 0 | 0 | 28 |
| 05 | Chris Smith | g | 2-7 | 0-2 | 2-4 | 3 | 8 | 11 | 0 | 6 | 2 | 4 | 1 | 26 |
| 10 | Tyger Campbell | g | 4-9 | 1-4 | 8-8 | 0 | 2 | 2 | 2 | 17 | 6 | 2 | 0 | 27 |
| 00 | Jaylen Clark | g | 2-2 | 0-0 | 0-0 | 0 | 3 | 3 | 1 | 4 | 0 | 1 | 0 | 11 |
| 13 | Jake Kyman | g | 3-7 | 1-4 | 0-0 | 0 | 1 | 1 | 1 | 7 | 0 | 0 | 0 | 15 |
| 14 | Kenneth Nwuba | g | 0-1 | 0-0 | 0-0 | 1 | 0 | 1 | 0 | 0 | 0 | 0 | 0 | 2 |
| 24 | Jalen Hill | g | 4-6 | 0-0 | 3-7 | 2 | 8 | 10 | 2 | 11 | 3 | 1 | 3 | 25 |
| 34 | David Singleton | g | 0-3 | 0-0 | 0-0 | 1 | 4 | 5 | 3 | 0 | 1 | 1 | 0 | 24 |
| 43 | Russell Stong | g | 0-0 | 0-0 | 0-0 | 0 | 0 | 0 | 0 | 0 | 0 | 0 | 0 | 1 |
| Team | | | | | | | | | | | | | | 200 |
| Totals | | 28-51 | 6-16 | 16-24 | 7 | 35 | 42 | 17 | 78 | 16 | 15 | 4 | 6 | |

FG % 1st Half: 14-23 60.9% 2nd half: 14-28 50.0% Game: 28-51 54.9% Deadball Rebounds 5
3FG % 1st Half: 4-8 50.0% 2nd half: 2-8 25.0% Game: 6-16 37.5%
FT % 1st Half: 11-17 64.7% 2nd half: 5-7 71.4% Game: 16-24 66.7%

Officials: Marc Beasley, Eric Curry, Mike Reed
Technical fouls: Seattle U-None. UCLA-None.
Attendance:

| Score by periods | 1st | 2nd | Total |
|------------------|-----|-----|-------|
| Seattle U | 29 | 23 | 52 |
| UCLA | 43 | 35 | 78 |

Last FG - SU 2nd-00:00, UCLA 2nd-00:45.
Largest lead - SU by 2 1st-11:36, UCLA by 29 2nd-05:18.
SU led for 04:55, UCLA led for 30:28. Game was tied for 04:07.

Score tied - 9 times.
Lead changed - 6 times.

Official Basketball Box Score -- Game Totals -- Final Statistics Seattle U vs Washington 12/09/20 8:00 pm at Seattle, WA (Alaska Airlines Arena)

Seattle U 41 • 3-4,0-0 WAC

| # | Player | Total | | 3-Ptr | | Rebounds | | PF | TP | A | TO | Blk | Stl | Min |
|--------|-------------------|--------|--------|--------|--------|----------|-----|----|----|----|----|-----|-----|-----|
| | | FG-FGA | FG-FGA | FT-FTA | FT-FTA | Off | Def | | | | | | | |
| 15 | Emeka Udenyi | f | 6-7 | 0-0 | 0-3 | 1 | 5 | 6 | 3 | 12 | 1 | 2 | 0 | 35 |
| 10 | Aaron Nettles | g | 1-10 | 0-8 | 0-0 | 0 | 1 | 1 | 3 | 2 | 4 | 0 | 0 | 27 |
| 11 | Riley Grigsby | g | 3-15 | 0-3 | 0-0 | 0 | 2 | 5 | 2 | 6 | 1 | 0 | 0 | 39 |
| 12 | Darriion Trammell | g | 4-12 | 1-2 | 0-0 | 2 | 2 | 4 | 1 | 9 | 1 | 3 | 0 | 32 |
| 33 | Kobe Williamson | g | 1-5 | 1-2 | 1-2 | 2 | 5 | 7 | 2 | 4 | 2 | 0 | 0 | 27 |
| 00 | Rip Economou | g | 0-1 | 0-1 | 0-0 | 0 | 0 | 0 | 0 | 0 | 0 | 0 | 0 | 2 |
| 01 | Vas Pandza | g | 1-2 | 1-1 | 0-0 | 0 | 2 | 2 | 0 | 3 | 1 | 1 | 0 | 19 |
| 02 | Trey Hopkins | g | 0-1 | 0-1 | 0-0 | 0 | 0 | 0 | 0 | 1 | 0 | 0 | 0 | 2 |
| 05 | Joe Wall | g | 1-2 | 1-2 | 0-0 | 0 | 0 | 0 | 0 | 1 | 3 | 0 | 0 | 1 |
| 13 | Angelo Stuart | g | 0-0 | 0-0 | 0-0 | 0 | 0 | 0 | 0 | 1 | 0 | 0 | 0 | 6 |
| 23 | Daron Henson | g | 0-3 | 0-3 | 2-2 | 0 | 1 | 1 | 0 | 2 | 0 | 0 | 0 | 5 |
| 24 | Nate Robinson | g | 0-0 | 0-0 | 0-0 | 0 | 0 | 0 | 0 | 0 | 0 | 0 | 0 | 3 |
| 25 | Jared Pearre | g | 0-1 | 0-0 | 0-0 | 0 | 0 | 0 | 1 | 0 | 0 | 2 | 0 | 7 |
| Team | | | | | | | | | | | | | | 200 |
| Totals | | 17-59 | 4-23 | 3-7 | 8 | 21 | 29 | 15 | 41 | 10 | 14 | 1 | 6 | |

FG % 1st Half: 10-31 32.3% 2nd half: 7-28 25.0% Game: 17-59 28.8% Deadball Rebounds 3
3FG % 1st Half: 1-9 11.1% 2nd half: 3-14 21.4% Game: 4-23 17.4%
FT % 1st Half: 1-2 50.0% 2nd half: 2-5 40.0% Game: 3-7 42.9%

Washington 73 • 1-3,0-1 Pac-12

| # | Player | Total | | 3-Ptr | | Rebounds | | PF | TP | A | TO | Blk | Stl | Min |
|--------|-----------------|--------|--------|--------|--------|----------|-----|----|----|----|----|-----|-----|-----|
| | | FG-FGA | FG-FGA | FT-FTA | FT-FTA | Off | Def | | | | | | | |
| 01 | Nate Roberts | f | 5-7 | 0-0 | 0-1 | 5 | 3 | 8 | 3 | 10 | 1 | 4 | 0 | 21 |
| 13 | Hameir Wright | g | 2-4 | 1-2 | 2-2 | 1 | 4 | 5 | 1 | 7 | 0 | 1 | 2 | 31 |
| 04 | Nate Pryor | g | 4-10 | 1-2 | 4-4 | 0 | 5 | 5 | 1 | 13 | 4 | 2 | 1 | 26 |
| 05 | Jamal Bey | g | 4-6 | 1-1 | 0-0 | 0 | 3 | 3 | 2 | 9 | 3 | 1 | 0 | 25 |
| 10 | Erik Stevenson | g | 1-5 | 1-1 | 0-0 | 0 | 4 | 4 | 2 | 3 | 0 | 2 | 0 | 26 |
| 00 | Marcus Tsohonis | g | 0-1 | 0-0 | 4-4 | 2 | 0 | 2 | 1 | 4 | 0 | 1 | 0 | 7 |
| 15 | Griff Hopkins | g | 0-0 | 0-0 | 0-0 | 0 | 0 | 0 | 0 | 0 | 0 | 0 | 0 | 1 |
| 21 | RaeQuan Battle | g | 1-5 | 0-2 | 1-2 | 0 | 2 | 2 | 2 | 3 | 0 | 0 | 0 | 10 |
| 22 | Cole Bajerna | g | 1-5 | 0-2 | 0-0 | 0 | 6 | 6 | 0 | 2 | 0 | 1 | 1 | 16 |
| 24 | Jonah Geron | g | 0-0 | 0-0 | 0-0 | 0 | 0 | 0 | 0 | 0 | 0 | 0 | 0 | 1 |
| 30 | Travis Rice | g | 0-1 | 0-1 | 0-0 | 0 | 0 | 0 | 0 | 0 | 0 | 0 | 0 | 1 |
| 33 | J'Raan Brooks | g | 1-3 | 0-0 | 0-0 | 0 | 0 | 0 | 0 | 1 | 2 | 0 | 0 | 6 |
| 34 | Reagan Lundeen | g | 1-1 | 0-0 | 0-0 | 0 | 0 | 0 | 0 | 2 | 0 | 0 | 0 | 1 |
| 52 | Riley Sorn | g | 0-1 | 0-0 | 0-0 | 1 | 4 | 5 | 1 | 0 | 2 | 1 | 1 | 10 |
| 55 | Quade Green | g | 6-7 | 4-4 | 2-2 | 0 | 2 | 2 | 0 | 18 | 1 | 1 | 0 | 18 |
| Team | | | | | | | | | | | | | | 200 |
| Totals | | 26-56 | 8-15 | 13-15 | 9 | 33 | 42 | 14 | 73 | 11 | 16 | 5 | 7 | |

FG % 1st Half: 14-29 48.3% 2nd half: 12-27 44.4% Game: 26-56 46.4% Deadball Rebounds 2,2
3FG % 1st Half: 5-9 55.6% 2nd half: 3-6 50.0% Game: 8-15 53.3%
FT % 1st Half: 4-4 100.0% 2nd half: 9-11 81.8% Game: 13-15 86.7%

Officials: Nate Harris, Bill Vlnovich, David Hall
Technical fouls: Seattle U-None. Washington-None.
Attendance:

| Score by periods | 1st | 2nd | Total |
|------------------|-----|-----|-------|
| Seattle U | 22 | 19 | 41 |
| Washington | 37 | 36 | 73 |

Last FG - SU 2nd-00:33, UW 2nd-00:09.
Largest lead - SU by 5 1st-14:15, UW by 35 2nd-01:37.
SU led for 08:24, UW led for 28:18. Game was tied for 03:10.

Score tied - 3 times.
Lead changed - 3 times.

Official Basketball Box Score -- Game Totals -- Final Statistics Seattle U vs Long Beach St. 12/06/20 1:00 pm at Long Beach, CA (Walter Pyramid)

Seattle U 75 • 3-3,0-0 WAC

| # | Player | Total | | 3-Ptr | | Rebounds | | PF | TP | A | TO | Blk | Stl | Min |
|--------|-------------------|--------|--------|--------|--------|----------|-----|----|----|----|----|-----|-----|-----|
| | | FG-FGA | FG-FGA | FT-FTA | FT-FTA | Off | Def | | | | | | | |
| 15 | Emeka Udenyi | f | 2-2 | 0-0 | 0-0 | 4 | 4 | 8 | 3 | 4 | 1 | 1 | 0 | 23 |
| 10 | Aaron Nettles | g | 1-5 | 1-4 | 0-1 | 0 | 0 | 0 | 3 | 3 | 2 | 1 | 0 | 29 |
| 11 | Riley Grigsby | g | 8-15 | 6-7 | 2-4 | 0 | 2 | 2 | 1 | 24 | 2 | 0 | 0 | 36 |
| 12 | Darriion Trammell | g | 10-24 | 5-10 | 7-8 | 2 | 5 | 7 | 2 | 32 | 7 | 3 | 1 | 39 |
| 33 | Kobe Williamson | g | 2-8 | 1-5 | 2-2 | 4 | 6 | 10 | 3 | 7 | 0 | 1 | 0 | 27 |
| 00 | Rip Economou | g | 0-1 | 0-1 | 0-0 | 0 | 2 | 2 | 1 | 0 | 0 | 0 | 0 | 6 |
| 01 | Vas Pandza | g | 1-3 | 0-2 | 0-0 | 0 | 0 | 0 | 1 | 2 | 0 | 1 | 0 | 8 |
| 05 | Joe Wall | g | 0-3 | 0-3 | 0-0 | 0 | 0 | 0 | 0 | 0 | 0 | 1 | 0 | 4 |
| 23 | Daron Henson | g | 0-1 | 0-1 | 1-2 | 0 | 2 | 2 | 2 | 1 | 0 | 0 | 0 | 7 |
| 24 | Nate Robinson | g | 0-1 | 0-0 | 0-0 | 1 | 1 | 2 | 4 | 0 | 0 | 2 | 0 | 8 |
| 25 | Jared Pearre | g | 0-1 | 0-0 | 2-6 | 0 | 2 | 2 | 2 | 2 | 0 | 1 | 1 | 13 |
| Team | | | | | | | | | | | | | | 200 |
| Totals | | 24-64 | 13-33 | 14-23 | 11 | 25 | 36 | 22 | 75 | 12 | 11 | 2 | 4 | |

FG % 1st Half: 9-32 28.1% 2nd half: 15-32 46.9% Game: 24-64 37.5% Deadball Rebounds 3
3FG % 1st Half: 6-17 35.3% 2nd half: 7-16 43.8% Game: 13-33 39.4%
FT % 1st Half: 4-6 66.7% 2nd half: 10-17 58.8% Game: 14-23 60.9%



2020-21 BOX SCORES

Official Basketball Box Score -- Game Totals -- Final Statistics Col. of Idaho vs Seattle U 12/17/20 6:00 pm at Seattle, WA (Redhawk Center)

Col. of Idaho 54 • 0-5

| # | Player | | Total | | 3-Ptr | | Rebounds | | | PF | TP | A | TO | Blk | Stl | Min |
|--------|--------------------|---|--------|--------|--------|-----|----------|-----|----|----|----|----|----|-----|-----|-----|
| | | | FG-FGA | FG-FGA | FT-FTA | Off | Def | Tot | | | | | | | | |
| 01 | Derek Wadsworth | g | 1-5 | 1-2 | 0-0 | 0 | 0 | 0 | 0 | 3 | 1 | 2 | 0 | 1 | 16 | |
| 02 | Ricardo Time | g | 0-6 | 0-1 | 0-0 | 0 | 8 | 8 | 1 | 0 | 0 | 4 | 0 | 0 | 29 | |
| 12 | Jake O'Neil | g | 2-6 | 0-2 | 0-0 | 0 | 0 | 0 | 1 | 4 | 1 | 2 | 0 | 0 | 17 | |
| 20 | Jalen Galloway | g | 5-8 | 2-3 | 1-2 | 3 | 5 | 8 | 1 | 13 | 0 | 2 | 1 | 1 | 26 | |
| 21 | Connor Desaulniers | g | 2-3 | 0-0 | 0-0 | 2 | 3 | 5 | 1 | 4 | 2 | 0 | 2 | 0 | 20 | |
| 00 | Elijah Jackson | g | 0-2 | 0-1 | 3-6 | 2 | 2 | 4 | 0 | 3 | 1 | 3 | 0 | 1 | 22 | |
| 03 | Charles Elzie III | g | 2-6 | 1-2 | 2-4 | 0 | 0 | 0 | 3 | 7 | 2 | 1 | 0 | 0 | 21 | |
| 04 | Tyler Robinett | g | 0-2 | 0-2 | 0-0 | 0 | 1 | 1 | 2 | 0 | 0 | 1 | 0 | 0 | 9 | |
| 05 | Johnny Radford | g | 2-6 | 1-3 | 2-2 | 0 | 1 | 1 | 5 | 7 | 1 | 2 | 0 | 0 | 16 | |
| 10 | Connor Cooper | g | 0-0 | 0-0 | 0-0 | 0 | 0 | 0 | 0 | 0 | 0 | 0 | 0 | 0 | 1 | |
| 15 | Nathan Burman | g | 1-3 | 1-3 | 0-0 | 0 | 0 | 0 | 1 | 3 | 0 | 0 | 0 | 0 | 5 | |
| 25 | Paul Wilson | g | 3-6 | 0-0 | 2-4 | 6 | 1 | 7 | 2 | 8 | 1 | 1 | 0 | 0 | 17 | |
| 32 | Jacob Russell | g | 0-0 | 0-0 | 2-2 | 0 | 1 | 1 | 0 | 2 | 0 | 0 | 0 | 0 | 1 | |
| Team | | | | | | 0 | 2 | 2 | | | | | | | | |
| Totals | | | 18-53 | 6-19 | 12-20 | 13 | 24 | 37 | 17 | 54 | 9 | 18 | 3 | 3 | 200 | |

FG % 1st Half: 10-24 41.7% 2nd half: 8-29 27.6% Game: 18-53 34.0%
3FG % 1st Half: 3-10 30.0% 2nd half: 3-9 33.3% Game: 6-19 31.6%
FT % 1st Half: 3-4 75.0% 2nd half: 9-16 56.3% Game: 12-20 60.0%

Seattle U 78 • 5-4,0-0 WAC

| # | Player | Total | | 3-Ptr | | Rebounds | | | PF | TP | A | TO | Blk | Stl | Min |
|--------|-----------------|--------|--------|--------|-------|----------|-----|----|----|----|----|----|-----|-----|-----|
| | | FG-FGA | FG-FGA | FT-FTA | Off | Def | Tot | | | | | | | | |
| 15 | Emeka Udenyi | f | 6-10 | 0-0 | 0-0 | 6 | 4 | 10 | 2 | 12 | 1 | 1 | 0 | 0 | 26 |
| 01 | Vas Pandza | g | 5-12 | 1-6 | 2-2 | 0 | 2 | 2 | 4 | 13 | 0 | 2 | 0 | 1 | 30 |
| 11 | Riley Grigsby | g | 6-14 | 1-6 | 2-2 | 1 | 2 | 3 | 2 | 15 | 0 | 1 | 1 | 0 | 34 |
| 12 | Darion Trammell | g | 3-7 | 1-4 | 9-9 | 0 | 3 | 3 | 2 | 16 | 6 | 3 | 0 | 0 | 35 |
| 33 | Kobe Williamson | g | 3-6 | 1-4 | 0-0 | 1 | 7 | 8 | 1 | 7 | 1 | 1 | 1 | 2 | 28 |
| 00 | Rip Economou | | 0-3 | 0-2 | 0-0 | 0 | 1 | 1 | 0 | 0 | 1 | 0 | 0 | 2 | 5 |
| 02 | Trey Hopkins | | 0-1 | 0-1 | 4-5 | 0 | 0 | 0 | 2 | 4 | 1 | 0 | 0 | 1 | 4 |
| 05 | Joe Wall | | 0-0 | 0-0 | 0-0 | 0 | 0 | 0 | 2 | 0 | 0 | 0 | 0 | 0 | 3 |
| 13 | Angelo Stuart | | 1-1 | 0-0 | 0-0 | 0 | 0 | 0 | 1 | 2 | 1 | 0 | 0 | 1 | 7 |
| 23 | Daron Henson | | 1-3 | 1-3 | 0-0 | 0 | 1 | 1 | 0 | 3 | 0 | 0 | 0 | 0 | 12 |
| 25 | Jared Pearre | | 3-6 | 0-0 | 0-2 | 2 | 3 | 5 | 0 | 6 | 2 | 1 | 4 | 1 | 16 |
| Team | | | | | | 3 | 1 | 4 | | | | | | | |
| Totals | | | 28-63 | 5-26 | 17-20 | 13 | 24 | 37 | 16 | 78 | 13 | 9 | 6 | 8 | 200 |

FG % 1st Half: 15-36 41.7% 2nd half: 13-27 48.1% Game: 28-63 44.4%
3FG % 1st Half: 3-13 23.1% 2nd half: 2-13 15.4% Game: 5-26 19.2%
FT % 1st Half: 3-4 75.0% 2nd half: 14-16 87.5% Game: 17-20 85.0%

Officials: Rick Batsell,Nate Harris,Gregory Nixon
Technical fouls: Col. of Idaho-TEAM. Seattle U-None.
Attendance:

| Score by periods | 1st | 2nd | Total |
|------------------|-----|-----|-------|
| Col. of Idaho | 26 | 28 | 54 |
| Seattle U | 36 | 42 | 78 |

Last FG - COFI 2nd-01:44, SU 2nd-02:31.
Largest lead - COFI by 4 1st-18:51, SU by 29 2nd-02:31.
COFI led for 05:44, SU led for 31:55. Game was tied for 02:21.

Score tied - 3 times.
Lead changed - 1 time.

Official Basketball Box Score -- Game Totals -- Final Statistics Portland vs Seattle U 12/30/20 6:00 pm at Seattle, WA (Redhawk Center)

Portland 68 • 6-3,0-0 WCC

| # | Player | | Total | | 3-Ptr | Rebounds | | PF | TP | A | TO | Blk | Stl | Min | | |
|--------|-----------------------|---|--------|--------|--------|----------|-----|----|----|----|----|-----|-----|-----|-----|-----|
| | | | FG-FGA | FG-FGA | FT-FTA | Off | Def | | | | | | | | Tot | |
| 13 | Eddie Davis | f | 3-9 | 1-2 | 0-1 | 0 | 8 | 8 | 2 | 7 | 2 | 1 | 1 | 3 | 36 | |
| 24 | Michael Henn | f | 2-7 | 1-2 | 2-2 | 3 | 2 | 5 | 4 | 7 | 1 | 2 | 0 | 1 | 26 | |
| 02 | Ahmed Ali | g | 5-12 | 2-6 | 7-8 | 1 | 2 | 3 | 2 | 19 | 4 | 2 | 0 | 2 | 32 | |
| 03 | Isiah Dasher | g | 5-14 | 1-2 | 1-1 | 2 | 3 | 5 | 3 | 12 | 1 | 2 | 0 | 0 | 28 | |
| 00 | Latrell Jones | g | 5-12 | 2-5 | 5-6 | 0 | 4 | 4 | 4 | 17 | 0 | 1 | 0 | 0 | 29 | |
| 11 | Clythrus Griffith Jr. | | 1-3 | 0-1 | 1-2 | 0 | 0 | 0 | 0 | 3 | 1 | 0 | 0 | 1 | 13 | |
| 01 | Zac Triplett | | 0-0 | 0-0 | 0-0 | 0 | 0 | 0 | 0 | 0 | 0 | 0 | 0 | 0 | 2 | |
| 03 | Chase Adams | | 0-3 | 0-2 | 0-0 | 0 | 1 | 1 | 3 | 0 | 0 | 1 | 0 | 0 | 8 | |
| 15 | Hayden Curtiss | | 1-1 | 0-0 | 1-3 | 0 | 1 | 1 | 1 | 3 | 0 | 1 | 4 | 1 | 14 | |
| 20 | Takiula Fahrensohn | | 0-3 | 0-2 | 0-0 | 0 | 4 | 4 | 1 | 0 | 0 | 0 | 0 | 0 | 12 | |
| Team | | | | | | 2 | 1 | 3 | | | | | | | | |
| Totals | | | | 22-64 | 7-22 | 17-23 | 8 | 26 | 34 | 20 | 68 | 9 | 10 | 5 | 8 | 200 |

FG % 1st Half: 9-30 30.0% 2nd half: 13-34 38.2% Game: 22-64 34.4%
3FG % 1st Half: 3-11 27.3% 2nd half: 4-11 36.4% Game: 7-22 31.8%
FT % 1st Half: 11-12 91.7% 2nd half: 6-11 54.5% Game: 17-23 73.9%

Seattle U 84 • 6-5,0-0 WAC

| # | Player | Total | | 3-Ptr | Rebounds | | | | PF | TP | A | TO | Blk | Stl | Min |
|--------|-------------------|--------|--------|--------|----------|-----|-------|----|----|----|----|----|-----|-----|-----|
| | | FG-FGA | FG-FGA | FT-FTA | Off | Def | Total | | | | | | | | |
| 15 | Emeka Udenyi | f | 2-3 | 0-0 | 0-2 | 2 | 9 | 11 | 4 | 4 | 3 | 2 | 0 | 0 | 33 |
| 10 | Aaron Nettles | g | 1-5 | 1-4 | 0-0 | 0 | 2 | 2 | 5 | 3 | 1 | 2 | 0 | 1 | 21 |
| 11 | Riley Grigsby | g | 8-16 | 4-9 | 2-3 | 2 | 8 | 10 | 2 | 22 | 4 | 6 | 1 | 1 | 39 |
| 12 | Darriorn Trammell | g | 9-19 | 1-4 | 6-8 | 1 | 2 | 3 | 3 | 25 | 13 | 2 | 1 | 1 | 39 |
| 33 | Kobe Williamson | g | 2-6 | 1-2 | 2-3 | 3 | 4 | 7 | 4 | 7 | 0 | 1 | 2 | 0 | 32 |
| 02 | Trey Hopkins | g | 2-5 | 1-3 | 0-0 | 0 | 1 | 1 | 0 | 5 | 0 | 0 | 0 | 0 | 8 |
| 05 | Joe Wall | g | 0-0 | 0-0 | 0-0 | 0 | 0 | 0 | 0 | 0 | 0 | 0 | 0 | 0 | 0+ |
| 13 | Angelo Stuart | g | 0-2 | 0-1 | 0-0 | 0 | 0 | 0 | 0 | 0 | 0 | 0 | 0 | 0 | 5 |
| 25 | Jared Pearre | g | 9-12 | 0-0 | 0-0 | 2 | 8 | 10 | 0 | 18 | 1 | 0 | 4 | 0 | 23 |
| Team | | | | | | 1 | 2 | 3 | | | | | | | |
| Totals | | | 33-68 | 8-23 | 10-16 | 11 | 36 | 47 | 18 | 84 | 22 | 13 | 8 | 3 | 200 |

FG % 1st Half: 16-31 51.6% 2nd half: 17-37 45.9% Game: 33-68 48.5%
3FG % 1st Half: 3-11 27.3% 2nd half: 5-12 41.7% Game: 8-23 34.8%
FT % 1st Half: 6-11 54.5% 2nd half: 4-5 80.0% Game: 10-16 62.5%

Officials: Tom Spitznagel,Brent Watts,Donn Berdahl
Technical fouls: Portland-None. Seattle U-None.
Attendance:

| Score by periods | 1st | 2nd | Total |
|------------------|-----|-----|-------|
| Portland | 32 | 36 | 68 |
| Seattle U | 41 | 43 | 84 |

Last FG - UP 2nd-04:45, SU 2nd-02:09.
Largest lead - UP by 3 1st-16:11, SU by 17 2nd-02:09.
UP led for 03:28, SU led for 30:31. Game was tied for 06:01.

Score tied - 4 times.
Lead changed - 5 times.

Official Basketball Box Score -- Game Totals -- Final Statistics Seattle U vs California 12/22/20 2:00 pm at Berkeley, CA (Haas Pavilion)

Seattle U 65 • 5-5,0-0 WAC

| # | Player | Total | | 3-Ptr | Rebounds | | | | | | | Min | | | |
|--------|-----------------|-------|--------|--------|----------|-----|-----|----|----|----|----|-----|-----|-----|-----|
| | | FG-FA | FG-FGA | FT-FTA | Off | Def | Tot | PF | TP | A | TO | | Blk | Stl | |
| 15 | Emeka Udenyi | f | 7-10 | 0-0 | 0-0 | 6 | 4 | 10 | 3 | 14 | 3 | 0 | 0 | 1 | 37 |
| 01 | Vas Pandza | g | 2-8 | 1-5 | 2-2 | 0 | 1 | 1 | 4 | 7 | 0 | 0 | 0 | 0 | 26 |
| 11 | Riley Grigsby | | 7-15 | 2-7 | 4-4 | 1 | 7 | 8 | 1 | 20 | 1 | 2 | 0 | 0 | 40 |
| 12 | Darion Trammell | | 7-15 | 1-4 | 0-0 | 1 | 4 | 5 | 3 | 15 | 8 | 4 | 0 | 3 | 37 |
| 33 | Kobe Williamson | g | 3-6 | 1-4 | 0-0 | 1 | 6 | 7 | 2 | 7 | 1 | 1 | 1 | 0 | 38 |
| 00 | Rip Economou | | 0-3 | 0-2 | 0-0 | 0 | 0 | 0 | 3 | 0 | 0 | 0 | 0 | 0 | 10 |
| 05 | Joe Wall | | 0-1 | 0-1 | 0-0 | 0 | 0 | 0 | 1 | 0 | 0 | 0 | 0 | 0 | 3 |
| 13 | Angelo Stuart | | 0-1 | 0-0 | 0-0 | 0 | 0 | 0 | 0 | 0 | 1 | 0 | 0 | 0 | 3 |
| 23 | Daron Henson | | 0-0 | 0-0 | 0-0 | 0 | 0 | 0 | 0 | 0 | 0 | 0 | 0 | 0 | 0+ |
| 25 | Jared Pearre | | 1-1 | 0-0 | 0-0 | 0 | 0 | 0 | 1 | 2 | 0 | 0 | 0 | 0 | 6 |
| Team | | | | | | 0 | 1 | 1 | | | 1 | | | | |
| Totals | | | 27-60 | 5-23 | 6-6 | 9 | 23 | 32 | 18 | 65 | 14 | 8 | 1 | 4 | 200 |

FG % 1st Half: 16-34 47.1% 2nd half: 11-26 42.3% Game: 27-60 45.0%
3FG % 1st Half: 3-12 25.0% 2nd half: 2-11 18.2% Game: 5-23 21.7%
FT % 1st Half: 2-2 100.0 2nd half: 4-4 100.0 Game: 6-6 100.0

California 70 • 5-4,0-2 Pac-12

| # | Player | | Total | 3-Ptr | Rebounds | | | PF | TP | A | TO | Blk | Stl | Min | |
|--------|----------------|---|--------|--------|----------|-----|-----|----|----|----|----|-----|-----|-----|-----|
| | | | FG-FGA | FG-FGA | FT-FTA | Off | Def | | | | | | | | Tot |
| 22 | Andre Kelly | f | 3-11 | 0-2 | 2-3 | 4 | 7 | 11 | 3 | 8 | 1 | 0 | 1 | 0 | 34 |
| 21 | Lars Thiemann | c | 2-2 | 0-0 | 2-4 | 1 | 2 | 3 | 1 | 6 | 0 | 3 | 0 | 0 | 21 |
| 00 | Ryan Betley | g | 5-10 | 3-5 | 4-7 | 0 | 3 | 3 | 0 | 17 | 3 | 0 | 0 | 1 | 37 |
| 01 | Joel Brown | g | 5-9 | 2-5 | 0-1 | 1 | 3 | 4 | 3 | 12 | 1 | 3 | 0 | 1 | 36 |
| 10 | Makale Foreman | g | 2-8 | 0-2 | 4-4 | 0 | 1 | 1 | 1 | 8 | 4 | 1 | 0 | 0 | 31 |
| 02 | Monty Bowser | | 1-2 | 0-1 | 1-1 | 0 | 0 | 0 | 0 | 3 | 0 | 2 | 0 | 0 | 4 |
| 03 | Jarred Hyder | | 2-4 | 0-2 | 1-1 | 0 | 3 | 3 | 1 | 5 | 3 | 0 | 0 | 0 | 17 |
| 13 | Kuanu Kuanu | | 5-7 | 1-2 | 0-0 | 3 | 1 | 4 | 2 | 11 | 1 | 1 | 1 | 1 | 17 |
| 33 | D.J. Thorpe | | 0-0 | 0-0 | 0-0 | 0 | 0 | 0 | 0 | 0 | 0 | 0 | 0 | 0 | 3 |
| Team | | | | | | 0 | 3 | 3 | | | | | | | |
| Totals | | | 25-53 | 6-19 | 14-21 | 9 | 23 | 32 | 11 | 70 | 13 | 10 | 2 | 3 | 200 |

FG % 1st Half: 13-29 44.8% 2nd half: 12-24 50.0% Game: 25-53 47.2%
3FG % 1st Half: 1-8 12.5% 2nd half: 5-11 45.5% Game: 6-19 31.6%
FT % 1st Half: 6-8 75.0% 2nd half: 8-13 61.5% Game: 14-21 66.7%

Officials: Ryan Holmes,Jeff Ketchu,Bill Vinovich
Technical fouls: Seattle U-None. California-None.
Attendance



2020-21 BOX SCORES

Official Basketball Box Score -- Game Totals -- Final Statistics

Utah Valley vs Seattle U

01/15/21 6:00 pm at Seattle, WA (Redhawk Center)

Utah Valley 93 • 5-5,3-0 WAC

| # | Player | | Total | | 3-Ptr | Rebounds | | | PF | TP | A | TO | Blk | Stl | Min |
|--------|------------------|---|--------|--------|--------|----------|-----|-----|----|----|---|----|-----|-----|-----|
| | | | FG-FGA | FG-FGA | FT-FTA | Off | Def | Tot | | | | | | | |
| 02 | Evan Cole | f | 4-8 | 0-2 | 4-5 | 3 | 8 | 11 | 4 | 12 | 3 | 3 | 1 | 0 | 40 |
| 11 | Fardaws Aimaq | c | 8-12 | 0-0 | 13-15 | 4 | 10 | 14 | 4 | 29 | 0 | 3 | 4 | 2 | 41 |
| 03 | Blaze Nield | g | 2-6 | 1-4 | 1-1 | 0 | 2 | 2 | 4 | 6 | 3 | 1 | 0 | 0 | 28 |
| 04 | Trey Woodbury | g | 8-12 | 2-3 | 2-5 | 0 | 5 | 5 | 4 | 20 | 0 | 7 | 0 | 0 | 35 |
| 22 | Jamison Overton | g | 7-14 | 0-1 | 7-10 | 1 | 2 | 3 | 5 | 21 | 3 | 3 | 0 | 1 | 39 |
| 01 | Le'Tre Darthard | | 1-3 | 1-2 | 0-1 | 0 | 2 | 2 | 3 | 3 | 0 | 1 | 0 | 1 | 16 |
| 05 | Tim Fuller | | 0-0 | 0-0 | 0-0 | 0 | 0 | 0 | 0 | 0 | 0 | 0 | 0 | 0 | 6 |
| 10 | Jaden McClanahan | | 0-2 | 0-2 | 1-2 | 0 | 3 | 3 | 4 | 1 | 0 | 3 | 0 | 2 | 17 |
| 15 | Asa McCord | | 0-0 | 0-0 | 1-2 | 0 | 0 | 0 | 1 | 1 | 0 | 1 | 0 | 0 | 3 |
| Team | | | | | | 1 | 4 | 5 | | | | | | | |
| Totals | | | 30-57 | 4-14 | 29-41 | 9 | 36 | 45 | 29 | 93 | 9 | 22 | 5 | 6 | 225 |

FG % 1st Half: 14-26 53.8% 2nd half: 14-26 53.8% OT: 2-5 40.0% Game: 30-57 52.6% Deadball
3FG % 1st Half: 1-6 16.7% 2nd half: 2-6 33.3% OT: 1-2 50.0% Game: 4-14 28.6% Rebounds
FT % 1st Half: 10-14 71.4% 2nd half: 11-17 64.7% OT: 8-10 80.0% Game: 29-41 70.7%

Seattle U 92 • 7-6,0-1 WAC

| Season 5-2-07, 6-10-07 | | | | | | | | | | | | | | | |
|------------------------|------------------|--------|-------|--------|----------|-----|-----|----|----|----|----|-----|-----|------|-----|
| # | Player | FG-FGA | 3-Ptr | FT-FTA | Rebounds | | | PF | TP | A | TO | Blk | Stl | Min. | |
| | | | | | Off | Def | Tot | | | | | | | | |
| 15 | Emeka Udenyi | f | 3-9 | 0-0 | 0-0 | 3 | 2 | 5 | 3 | 6 | 0 | 2 | 1 | 0 | 42 |
| 10 | Aaron Nettles | g | 5-12 | 2-7 | 7-7 | 0 | 2 | 2 | 3 | 19 | 0 | 2 | 0 | 5 | 42 |
| 11 | Riley Grigsby | g | 5-16 | 2-6 | 8-9 | 0 | 3 | 3 | 5 | 20 | 0 | 2 | 0 | 1 | 43 |
| 12 | Darrion Trammell | g | 7-22 | 3-5 | 9-10 | 2 | 5 | 7 | 5 | 26 | 4 | 3 | 0 | 5 | 34 |
| 33 | Kobe Williamson | g | 0-4 | 0-3 | 1-2 | 0 | 2 | 2 | 5 | 1 | 1 | 1 | 1 | 0 | 22 |
| 00 | Rip Economou | | 0-0 | 0-0 | 0-0 | 0 | 1 | 1 | 3 | 0 | 0 | 0 | 0 | 0 | 1 |
| 01 | Vas Pandza | | 3-7 | 2-3 | 2-2 | 0 | 0 | 0 | 0 | 10 | 0 | 0 | 0 | 0 | 12 |
| 02 | Trey Hopkins | | 1-1 | 0-0 | 2-4 | 1 | 0 | 1 | 3 | 4 | 0 | 0 | 0 | 0 | 7 |
| 05 | Joe Wall | | 0-0 | 0-0 | 0-0 | 0 | 0 | 0 | 0 | 0 | 0 | 0 | 0 | 0 | 0+ |
| 13 | Angelo Stuart | | 0-0 | 0-0 | 0-0 | 0 | 0 | 0 | 0 | 0 | 0 | 0 | 0 | 0 | 0+ |
| 23 | Daron Henson | | 0-0 | 0-0 | 0-0 | 0 | 0 | 0 | 0 | 0 | 0 | 0 | 0 | 0 | 3 |
| 25 | Jared Pearre | | 1-2 | 0-0 | 4-6 | 2 | 3 | 5 | 2 | 6 | 0 | 1 | 1 | 1 | 19 |
| | Team | | | | 5 | 2 | 7 | | | | | | | | |
| Totals | | | 25-73 | 9-24 | 33-40 | 13 | 20 | 33 | 29 | 92 | 5 | 11 | 3 | 12 | 225 |

FG % 1st Half: 14-36 38.9% 2nd half: 9-28 32.1% OT: 2-9 22.2% Game: 25-73 34.2% Deadball
3FG % 1st Half: 6-12 50.0% 2nd half: 2-9 22.2% OT: 1-3 33.3% Game: 9-24 37.5% Rebounds
FT % 1st Half: 9-9 100.0 2nd half: 17-21 81.0% OT: 7-10 70.0% Game: 33-40 82.5%

Officials: Bob Staffen, Eric Curry, Kevin Brill

Technical fouls: Utah Valley-Jaden McClanahan; Trey Woodbury. Seattle

U-Jared Pearre.

Attendance:

| Score by periods | 1st | 2nd | OT | Total |
|------------------|-----|-----|----|-------|
| Utah Valley | 39 | 41 | 13 | 93 |
| Seattle U | 43 | 37 | 12 | 92 |

| Points | In | Off | 2nd | Fast | Bench |
|-------------|----|-----|-----|------|-------|
| Utah Valley | 44 | 12 | 14 | 13 | 5 |
| Seattle U | 26 | 34 | 12 | 12 | 20 |

Last FG - UVU OT:00:05, SU OT:03:24.
Largest lead - UVU by 3 1st-18:29, SU by 12 1st-11:17.
UVU led for 03:53. SU led for 37:03. Game was tied for 04:04.

Score tied - 16 times.
Lead changed - 14 times.