

2019-20 SEATTLE UNIVERSITY MEN'S BASKETBALL

GAME I: SU vs. Pacific Lutheran - Nov. 5, 2019

SEATTLEU
BASKETBALL

CONTACT: Sarah Finney, Assoc. AD for Strategic Communications • finneysa@seattleu.edu • 206-445-2237 • GoSeattleU.com

2019-20 SCHEDULE

OCT. 22	SAINT MARTIN'S (EXH)	W, 92-71
NOV. 5	PACIFIC LUTHERAN	7:00 PM
Nov. 7	at Washington State	6:00 PM
NOV. 9	EASTERN WASHINGTON	7:00 PM
NOV. 12	PACIFIC UNIVERSITY (ORE.)	7:00 PM
Nov. 16	at Syracuse ~	4:00 PM
Nov. 19	at Ole Miss ~	4:30 PM
Nov. 25	vs. Bucknell (Orlando, FL) ~	11:00 AM
Nov. 26	vs. Yale or W. Michigan (Orlando, FL) ~	11 AM/1 PM
NOV. 30	IDAHO	7:00 PM
DEC. 3	INCARNATE WORD	7:00 PM
DEC. 7	PORTLAND ! #	7:00 PM
Dec. 17	at Washington	8:00 PM
DEC. 21	FLORIDA A&M	7:00 PM
DEC. 23	LONG BEACH STATE	3:00 PM
Dec. 28	at Saint Mary's	5:00 PM
Jan. 2	at Kansas City *	5:00 PM
Jan. 4	at Chicago State *	12:00 PM
JAN. 11	UTAH VALLEY *	7:00 PM
JAN. 16	UTRGV *	7:00 PM
JAN. 18	NM STATE *	7:00 PM
Jan. 23	at Grand Canyon *	6:00 PM
Jan. 25	at CSU Bakersfield *	7:00 PM
FEB. 1	CALIFORNIA BAPTIST * !	1:00 PM
Feb. 8	at Utah Valley *	1:00 PM
Feb. 13	at NM State *	6:00 PM
Feb. 15	at UTRGV *	5:00 PM
FEB. 20	GRAND CANYON *	7:00 PM
FEB. 22	CSU BAKERSFIELD *	7:00 PM
Feb. 29	at California Baptist *	7:00 PM
MAR. 5	CHICAGO STATE *	7:00 PM
MAR. 7	KANSAS CITY * !	1:00 PM

Mar. 12-14 at WAC Championship (Las Vegas, NV)

HOME GAMES played at the Redhawk Center unless noted

! Game played at accesso ShoWare Center (Kent, Wash.)

Elgin Baylor Classic | ~ Preseason NIT

* WAC game | All times listed are Pacific

All dates and times subject to change

206-398-GOSU (4678) | GoSeattleU.com/tix

All games broadcast on KTTH 770 AM



SEATTLE U (0-0)



PACIFIC LUTHERAN (0-0)

GAMEDAY ROUND-UP

Seattle University Redhawks (0-0) vs. Pacific Lutheran (0-0)
Tuesday, Nov. 5, 2019 • 7:00 PM PT • Redhawk Center • Seattle, Wash.
LISTEN: KTTH 770 AM/mynorthwest.com (Dennis Patchin)
ONLINE: WacDigitalNetwork.com (Max Gun)

ON TAP

Seattle University opens the 2019-20 season at home for the first time since 2016-17, hosting the same opponent as its last home season-opener – Pacific Lutheran. Tip off from the Redhawk Center is set for 7:00 p.m. Pacific Time on Tuesday, Nov. 5. The game will stream live on the WAC Digital Network at wacdigitalnetwork.com. Fans can also tune in to KTTH 770 AM in Seattle or online at mynorthwest.com.

SEASON OPENERS

Seattle University will be seeking its first season-opening win since the 2016-17 season. The Redhawks won that season-opener, 76-65, over the same opponent it will face this season – Pacific Lutheran.

ABOUT THE SERIES

Dating back to the 1945-46 season, Seattle University and Pacific Lutheran have 64 all-time meetings (including one exhibition game). Seattle U is 30-33 in those all-time meetings. In recent years, since making the return to NCAA Division I status, the Redhawks are a perfect 6-0 over the Lutes in regular-season games, while also earning an exhibition win to begin the 2011-12 season. The two teams last met on Dec. 4, 2017, a game that resulted in a 99-69 Redhawk victory. Aaron Menzies had 32 points in the win, Aaron Nettles chipped in 20

PROJECTED STARTING LINEUP

POS.	NO.	NAME	YR	HT	PPG	NOTABLE FROM 2018-19
F	I	Myles Carter	RSr.	6-9	12.9	Led the WAC in blocks (60), WAC All-Defensive Team
G/F	II	Riley Grigsby	So.	6-6	4.3	Averaged 17.2 mins as a freshman
G	13	Morgan Means	Sr.	6-3	14.0	One of two to start all 33 games
G	23	Terrell Brown	RJo.	6-1	14.1	Led SU in scoring, WAC All-Newcomer Team, 2nd TM All-WAC
G	24	Delante Jones	RSr.	6-5	12.0	One of five players to average double figures

RESERVES

G	0	Rip Economou	So.	6-8	1.5	Appeared in 15 games
G	2	Trey Hopkins	So.	6-4	2.2	Appeared in 18 games w/ 2 starts
F	5	Joe Wall	So.	6-7	1.0	Appeared in 11 games, went 3-8 from 3
G	10	Aaron Nettles	Jr.	5-11	3.1	22-50 from 3 (.440), appeared in 29 games w/ 3 starts
G	12	Mattia Da Campo	Sr.	6-5	3.8	6.2 points, 6.7 rebounds during WAC play
F	14	Matt Vail	So.	6-5	0.0	Appeared in 9 games
C	21	Jordan Dallas	Gr.	6-10	—	Transfer from Weber State, appeared in 5 games in 2018-19
F	25	Cade Alger	Fr.	6-9	—	18 pts, 12.3 reb and 3 assts per gm at Ripon Christian HS
G	33	Mikkel Hauge	Fr.	6-4	—	Played for Vaerleose Basketball Club in the Danish Basketligaen
F	34	Anand Hundal	Sr.	6-10	2.3	Appeared in 25 games w/ 5 starts
G	35	Dovy Pinksus	Fr.	6-7	—	13 pts, 5 reb, 2 assts per gm at Sunrise Christian Academy
G	41	Jaren Nafarrete	Fr.	5-7	—	15 pts, 5 assts, 4 reb, 3 stls per gm at Foothills Christian HS

PPG from final 2018-19 stats

**UNIVERSITY INFORMATION**

Location: Seattle, Wash.
 Founded: 1891
 Chartered: 1898
 Enrollment: 4,647 (undergrad)
 Nickname: Redhawks
 Colors: Red and White
 Affiliation: NCAA Division I
 Conference: Western Athletic Conference
 Home Facility (capacity): Redhawk Center (999)
 President: Fr. Stephen Sundborg, S.J.
 Director of Athletics: Shaney Fink
 Athletic Ticket Office: 206-398-GOSU (4678)

MEN'S BASKETBALL COACHING STAFF

Head Coach: Jim Hayford (Third season)
 Alma Mater: (Azusa Pacific '89)
 Record at Seattle: 38-29 (Two season)
 Career Record: 398-204 (20 seasons)
 Associate Head Coach: Chris Victor (Third season)
 Alma Mater: Concordia '04
 Associate Head Coach: Alex Pribble (First season)
 Alma Mater: Cal '07
 Assistant Coach: Sam Kirby (Second season)
 Alma Mater: Seattle U '08
 Director of Operations: Mike Odlandi (Second season)
 Alma Mater: Whitworth '10
 Director of Player Dev.: Patrick Mulligan (Third season)
 Alma Mater: Gonzaga

TEAM FACTS

2018-19 Record: 18-15
 2018-19 WAC Record/Finish: 6-10/T7th
 Letterwinners Returning/Lost: 12/2
 Starters Returning/Lost: 5/1
 Redshirts: 0
 Newcomers: 6
 2018-19 Postseason Result: CIT First Round

ATHLETIC COMMUNICATIONS

Assoc AD for Strategic Comm/MBB Contact: Sarah Finney
 Office Phone: (206) 296-5915
 Cell Phone: (206) 445-2237
 Email: finneysa@seattleu.edu
 Asst. Director of Communications: Brian Vail
 Phone: (206) 296-2490 | Email: vailbr@seattleu.edu
 Asst. Director of Communications: Jason Oliveira
 Phone: (206) 296-2360 | Email: joliveira@seattleu.edu
 Athletic Website: www.GoSeattleU.com
 Radio (Talent): KTTH 770 AM (Dennis Patchin)
 Mailing Address:
 Seattle University, 901 12th Ave., PO Box 222000,
 Seattle, WA 98122

points, including six three pointers, Mattia Da Campo added 15 points and Morgan Means dished 13 assists.

ABOUT THE LUTES

Pacific Lutheran University is an NCAA DIII program residing in Tacoma, Wash., and competing in the Northwest Conference. The Lutes finished the 2018-19 season with an 8-16 overall record and 5-11 mark in the NWC. Senior Leighton Kingma is the top returning player for PLU. The Bellingham, Wash., native averaged 16.9 ppg and 5.9 rpg in 2018-19. Kelton Williams also returns after averaging 10.7 points and 4.3 assists per game last year.

EXHIBITION WIN

An early season exhibition test produced a 92-71 win for the Redhawks on Oct. 22 at the Redhawk Center. Terrell Brown began his 2019-20 season with a bang, pouring in 23 points, including 13 in the second half to combine with seven helpers. Myles Carter and Riley Grigsby added 15 points apiece for the Redhawks. Senior Mattia Da Campo recorded a double-double with 12 points and 10 boards along with stellar free-throw shooting. The Saints hung with the Redhawks through the opening frame, keeping the spread in single digits through the entire 20 minute period. Seattle U led by as many as eight early in the frame and a Grigsby dunk in the final minute gave the Redhawks a 44-40 advantage headed into the locker room. Out of the break, Seattle U took charge, quickly opening up a comfortable lead, powered by 21-5 run in the first five minutes. Grigsby went 2-3

2018-19 NUMERICAL ROSTER

NO.	NAME	POS	HT	WT	YR/EXP	HOMETOWN/PREVIOUS SCHOOL
0	Rip Economou	G	6-8	190	So./IV	Santa Monica, Calif./Santa Monica HS
1	Myles Carter	F	6-9	230	RSr./IV	Chicago, Ill./St. Rita's of Cascia HS/Seton Hall
2	Trey Hopkins	G	6-3	180	So./IV	Midwest City, Okla./Carl Albert HS
5	Joe Wall	F	6-7	215	So./IV	Portland, Ore./Jesuit HS
10	Aaron Nettles	G	6-0	175	Jr./2V	Seattle, Wash./Seattle Prep
11	Riley Grigsby	G/F	6-6	220	So./IV	San Jose, Calif./Archbishop Mitty HS
12	Mattia Da Campo	G	6-5	210	Sr./3V	Venice, Italy/Stella Azura Academy
13	Morgan Means	G	6-3	175	Sr./3V	Compton, Calif./Redondo Union HS
14	Matt Vail	F	6-5	190	So./IV	Stanwood, Wash./Stanwood HS
21	Jordan Dallas	C	6-10	220	Gr./TR	Long Beach, Calif./Long Beach Poly/Weber State
23	Terrell Brown	G	6-1	175	RJr./IV	Seattle, Wash./Garfield HS/Shoreline CC
24	Delante Jones	G	6-5	195	RSr./IV	Chantilly, Va./Virginia Episcopal/American
25	Cade Alger	F	6-9	190	Fr./HS	Oakdale, Calif./Ripon Christian HS
30	Tiago Zibecchi *	G	6-6	200	RSr./TR	Rio de Janeiro, Brazil/Escola Alema Corcovado/Vanguard/Westcliff
33	Mikkel Hauge	G	6-4	200	Fr./HS	Copenhagen, Denmark/Vaerleose Basketball Club
34	Anand Hundal	F	6-10	230	Sr./IV	Manteca, Calif./Manteca HS/Las Positas College
35	Dovy Pinskus	F	6-7	195	Fr./HS	Vilnius, Lithuania/De La Salle HS/Sunrise Christian Academy
41	Jaren Nafarrete	G	5-7	140	Fr./HS	Chula Vista, Calif./Foothills Christian HS

* redshirting the 2019-20 season

COACHING STAFF

Head Coach: Jim Hayford (Azusa Pacific '89) – Third season
 Associate Head Coach: Chris Victor (Concordia Irvine '04) – Third season
 Associate Head Coach: Alex Pribble (Cal '07) – First season
 Assistant Coach: Sam Kirby (Seattle U '08) – Second season
 Director of Operations: Mike Odland (Whitworth '10) – Second season
 Director of Player Development: Patrick Mulligan (Gonzaga) – Third season

PRONUNCIATION GUIDE

#0 Rip Economou: Ee-con-oh-moe
 #12 Mattia Da Campo: Mat-ee-ah Dah-camp-oh
 #23 Terrell Brown: Teh-Rhel
 #25 Anand Hundal: Ah-nand Hun-dahl
 #30 Tiago Zibecchi: Tee-ah-goh Zee-beck-ee
 #33 Mikkel Hauge: Miggle How-guh
 #35 Dovy Pinskus: Doe-vee Pins-cuss
 #41 Jaren Nafarrete: Jare-en Naf-are-eh-tee



INSIDE THE NUMBERS

2019-20 Record	0-0
Non-Conference	0-0
WAC	0-0
Home	0-0
Away	0-0
Neutral	0-0
In overtime	0-0

Current Streak	L2
Last win	3/9/19 vs. GCU (83-76 ot)
Last loss	3/20/19 vs. Presbyterian (68-73)
Current Home Streak	L1
Last win	3/9/19 vs. GCU (83-76 ot)
Last loss	3/20/19 vs. Presbyterian (68-73)
Current Road Streak	W1
Last win	2/28/19 at CBU (67-65)
Last loss	2/16/19 at NM State (53-59)
Current Neutral Streak	L2
Last win	3/8/18 vs. UTRGV (77-60)
Last loss	3/14/19 vs. GCU (75-84)

Records When...

November	0-0
December	0-0
January	0-0
February	0-0
March	0-0

Monday	0-0
Tuesday	0-0
Wednesday	0-0
Thursday	0-0
Friday	0-0
Saturday	0-0
Sunday	0-0

Leading at halftime	0-0
Trailing at halftime	0-0
Tied at halftime	0-0

Scoring less than 60	0-0
Scoring between 60-69	0-0
Scoring between 70-79	0-0
Scoring between 80-89	0-0
Scoring 90 or more	0-0

Allowing less than 60	0-0
Allowing between 60-69	0-0
Allowing between 70-79	0-0
Allowing between 80-89	0-0
Allowing 90 or more	0-0

Shooting below 30%	0-0
Shooting between 30-39.9%	0-0
Shooting between 40-44.9%	0-0
Shooting between 45-49.9%	0-0
Shooting between 50-54.9%	0-0
Shooting 55% or above	0-0

Opponent shooting below 30%	0-0
Opponent shooting between 30-39.9%	0-0
Opponent shooting between 40-44.9%	0-0
Opponent shooting between 45-49.9%	0-0
Opponent shooting between 50-54.9%	0-0
Opponent shooting 55% or above	0-0

More or same rebounds than opponent	0-0
Fewer rebounds than opponent	0-0

Game decided by 1-5 Points	0-0
Game decided by 6-10 Points	0-0
Game decided by 11-15 Points	0-0
Game decided by 16-20 Points	0-0
Game decided by 21+ Points	0-0

SU has 0 players in double figures	0-0
SU has 1 players in double figures	0-0
SU has 2 players in double figures	0-0
SU has 3 players in double figures	0-0
SU has 4 players in double figures	0-0
SU has 5+ players in double figures	0-0

Wearing Black Jerseys	0-0
Wearing Grey Jerseys	0-0
Wearing Red Jerseys	0-0
Wearing White Jerseys	0-0

from three-point land, adding a total of eight points followed by Delante Jones with five in the stretch, eventually growing a 65-42 SU advantage. The lead would stretch to as many as 27 late in the game as the Redhawks cruised down the stretch. Seattle U forced the visitors into 24 percent three-point shooting (6-24) and doubled up on second chance points – 21-11. SU out rebounded the Saints, 43-34.

PRESEASON HONORS

Junior Terrell Brown and senior Myles Carter picked up individual preseason honors. Brown was named to the Coaches' All-WAC First Team and the Media All-WAC Second Team, while Carter was selected to the Coaches' All-WAC Second Team.

Brown, a redshirt junior who transferred into the Redhawks program last year, completed his inaugural SU season averaging 14.1 ppg and 6.9 rpg. The Seattle native was named to both the 2018-19 WAC All-Newcomer Team and the All-WAC Second Team.

Carter, a redshirt senior, was one of the most dominant interior presences in the WAC one year ago. He led the WAC in blocked shots (60) and double-doubles (11), while averaging 12.9 ppg and 7.9 rpg. Carter earned WAC All-Defensive Team honors in 2018-19 and was named to the NABC DI All-District 6 Second Team.

WAC PRESEASON POLLS

Seattle University men's basketball was selected to finished third in the Western Athletic Conference as both the WAC 2019-20 Preseason Coaches Poll and Media Poll. This marks the second consecutive year that the Redhawks have earned a third place selection, the highest preseason rank since 2014-15.

Reigning WAC champion NM State was selected to repeat the feat in 2019-20, earning eight of nine first-place votes in the Coaches' Poll. Coaches could not vote for their own team or players. The Aggies were also the unanimous first-place pick by the media. Grand Canyon was picked second in both polls.

EYING 400

Seattle U Head Coach Jim Hayford entered the 2019-20 season with 398 career victories over the course of his 20-year career. In his 21st season as a head coach, Hayford now needs just two more wins to hit the 400 mark for his career.



NEARING 1,000 POINT CLUB

Senior Morgan Means enters his final season as a Redhawk with 951 career points. The Compton, Calif., native needs just 49 points to reach 1,000 for his career. Means will become the third Seattle U player to reach the 1,000-point mark in the modern DI era. Aaron Broussard (2009-12) finished his career with 1,271 while Isiah Umipig (2013-15) scored 1,164 career points.

CHALLENGING 2019-20 SCHEDULE

The 2019-20 schedule features as many as six 2019 NCAA Tournament teams including Syracuse (Nov. 16), Ole Miss (Nov. 19), Bucknell (Nov. 25), Washington (Dec. 17) and Saint Mary's (Dec. 28). A potential Nov. 26 meeting with reigning Ivc League champion Yale would make six.

CHRISTMAS IN HAWAII IN 2020

It's never too early to start making holiday travel plans. And Seattle U basketball fans can now start preparing for sunshine and palm trees in December as the Redhawks have announced official acceptance into the 2020 Hawaiian Airlines Diamond Head Classic, hosted by the University of Hawaii and managed by ESPN Events.

"We are thrilled to be invited to one of the premier, nationally televised tournaments to be hosted each year," said Head Coach Jim Hayford. "This is an exciting opportunity for our players and our program as a whole."

Recent tournament winners have included TCU (2018), USC (2017), San Diego State (2016) and Oklahoma (2015). The 2019 field includes the likes of Georgia Tech, Washington, Hawaii, Boise State, Ball State, Houston, UTEP and Portland.

A full tournament bracket, ticket information and travel packages for the 2020 Diamond Head Classic will be revealed by ESPN Events in December. The tournament traditionally includes games on December 22, 23 and 25.

This tournament during the 20-21 season will make the second straight year that the Redhawks participate in a nationally televised tournament run by ESPN Events. This November, Seattle U will face 2019 NCAA Tournament teams Syracuse, Ole Miss and Yale, along with either Bucknell or Northern Michigan, all as part of the NIT Season Tip-Off.

YEAR TWO UNDER HEAD COACH JIM HAYFORD

Hayford's Redhawks went 18-15 overall in 2018-19, marking the first back-to-back seasons with 18 wins or more since 2007-08 and 2008-09. The squad jumped out to a 12-3 record to start the season, including wins over Pac-12 members Washington State and Cal, marking the best start to a year in more than 50 years. The Redhawks would battle injury and illness as conference play got underway, but rebounded to win five of their final six regular-season contests. Terrell Brown (All-WAC Second Team, WAC All-Newcomer Team) and Myles Carter (WAC All-Defensive Team, NBCA All-District Second Team) both entered the Seattle U all-time record book during the season. Brown's 150 assists ranks eighth all-time and Carter's 60 blocks ranks second. The team's 238 three-pointers ranks third all-time while their 118 blocks are second.

GET YOUR 2019-20 TICKETS!

Season tickets for the Redhawks' complete 16-game home slate are also still available with prices starting as low as \$150 per seat. Also available for purchase now are mini-plan options as well as single-game tickets for non-conference games. For more information and to reserve your seats today, contact the SU Athletics Ticket office at 206-398-4678 or visit goseattleu.com/tix.

HOME COURT ADVANTAGE

Seattle U has compiled a 233-150 (.609) record in North Court, including a 15-game winning streak that began Nov. 5, 2008 with a perfect 10-0 mark during the 2008-09 season. In 2017-18, the Redhawks went 9-1 at the Redhawk Center and in 2018-19, the Redhawks went 12-6.



Jim Hayford was named Seattle University's men's basketball head coach on Wednesday, Mar. 28, 2017. In his first season at Seattle U, he led the Redhawks to their most successful season in the school's modern-day Division I era.

Hayford's Redhawks went 18-15 overall in 2018-19, marking the first back-to-back seasons with 18 wins or more since 2007-08 and 2008-09. The squad jumped out to a 12-3 record to start the season, including wins over Pac-12 members Washington State and Cal, marking the best start to a year in more than 50 years. The Redhawks would battle injury and

illness as conference play got underway, but rebounded to win five of their final six regular-season contests. Terrell Brown (All-WAC Second Team, WAC All-Newcomer Team) and Myles Carter (WAC All-Defensive Team, NBCA All-District Second Team) both entered the Seattle U all-time record book during the season. Brown's 150 assists ranks eighth all-time and Carter's 60 blocks ranks second. The team's 238 three-pointers ranks third all-time while their 118 blocks are second.

Inheriting a program that went 13-17 in 2016-17, Hayford led the 2017-18 Redhawks to finish 20-14 overall, 16-3 on their home court and 8-6 in Western Athletic Conference play. The win total marked a program high since returning to Division I in 2008-09, and marked the first 20-win DI season since 1963-64 when Seattle U finished 22-6. The 16 home victories was also a modern-day DI record, while the eight WAC wins was the most since joining the league in 2012-13. The fourth-place finish ties the best finish during the Redhawks six years competing in the WAC. The season culminated in Hayford's 10th national postseason appearance as a head coach as the Redhawks earned a berth in the Collegiate Basketball Invitational (CBI).

Hayford's up-tempo style of play saw the Redhawks set numerous modern-day DI program records including total points (2,589), field goals (881), field goal percentage (44.6), three-point field goals (312), free-throw percentage (73.8), rebounds (1,298) and blocks (123). Three Redhawks earned postseason honors from the WAC, including junior center Aaron Menzies (Second Team All-WAC, All-Defensive Team), sophomore guard Matej Kavaz (Second Team All-WAC) and graduate guard Jordan Hill (All-Newcomer Team). Menzies would set an all-time program record with 79 blocks and a modern-day DI record with 302 rebounds.

Hayford has 20 total seasons as a head coach, amassing an overall record of 398-204 (.670). Prior to Seattle U, he had stints at EWU, Whitworth (NCAA DIII) and Sioux Falls (NAIA). He has coached in 10 national postseason tournaments, including six (2003, 2007, 2008, 2009, 2010, 2011) at NCAA Division III Whitworth, three at EWU (2015, 2016, 2017) and one at Seattle U (2018).

COACH HAYFORD'S YEAR-BY-YEAR RESULTS

YEAR	SCHOOL	OVERALL	PCT	CONFERENCE
1999-00	Sioux Falls	15-15	.500	
2000-01	Sioux Falls	22-12	.647	
Totals at Sioux Falls	(2 seasons)	37-27	.578	
2001-02	Whitworth	20-7	.741	12-4/2nd
2002-03 \$	Whitworth	23-4	.851	13-3/1st
2003-04	Whitworth	19-6	.760	12-4/2nd
2004-05	Whitworth	13-11	.542	9-7/4th
2005-06	Whitworth	20-7	.741	13-3/2nd
2006-07 \$	Whitworth	24-4	.857	13-3/1st
2007-08 \$	Whitworth	21-7	.750	12-4/1st
2008-09 \$	Whitworth	23-6	.793	12-4/2nd
2009-10 \$	Whitworth	26-3	.897	16-0/1st
2010-11 \$	Whitworth	28-2	.933	15-1/1st
Totals at Whitworth	(10 seasons)	217-57	.792	
2011-12	Eastern Washington	15-17	.469	8-8/4th
2012-13	Eastern Washington	10-21	.323	7-13/8th
2013-14	Eastern Washington	15-16	.484	10-10/T6th
2014-15 #	Eastern Washington	26-9	.743	14-4/T1st
2015-16 !	Eastern Washington	18-16	.529	10-8/T5th
2016-17 !	Eastern Washington	22-12	.647	13-5/2nd
Totals at EWU	(6 seasons)	106-91	.538	
2017-18 !	Seattle University	20-14	.588	8-6/4th
2018-19 @	Seattle University	18-15	.545	6-10/7th
Totals at SU	(2 seasons)	38-29	.567	
Total as Head Coach	(20 seasons)	398-204	.670	

\$ - NCAA Division III participant

- NCAA DI Tournament participant, Big Sky Conference Tournament Champions & regular-season co-champions

! - College Basketball Invitational (CBI) Tournament participant

@ - CollegiateInsider.com Tournament (CIT) participant



In 2016-17, Hayford completed his sixth season as the head coach at EWU, leading the Eagles to a 22-12 overall record and a 13-5 mark in Big Sky Conference play. In six seasons with Hayford at the helm, the Eagles went to the NCAA Tournament (2015), the CBI Tournament (2016, 2017), earned a Big Sky regular season co-championship (2015) and won the Big Sky Tournament title (2015). Under Hayford, the Eagles had one Big Sky Conference Player of the Year (Jacob Wiles, 2017), two Big Sky Freshmen of the Year, 12 All-Big Sky selections, seven National Association of Basketball (NABC) All-District selections, two Associated Press honorable mention All-Americans and one NBA Draft pick (Tyler Harvey, 2015).

The building process at EWU hit its stride in 2014-15 when Hayford led the Eagles to a 26-9 mark, including a 14-4 Big Sky record. EWU went on to win the Big Sky Conference Tournament and earn a bid to the NCAA Tournament – the first postseason appearance for the program since 2003-04. The team featured Tyler Harvey, who was the nation's leader in scoring (23.1 ppg) and three-pointers made per game (4.0), and went on to be the program's third all-time NBA Draft pick. For his efforts, Hayford was named Big Sky Co-Coach of the Year.

Before taking over at Eastern Washington in March of 2011, Hayford spent 10 seasons building Whitworth University in Spokane, Wash., into a NCAA Division III powerhouse. In his tenure at the helm of the Pirates, Hayford had a record of 217-57 and a winning percentage of .792. He was the Northwest Conference Coach of the Year five times, and twice was honored by the NABC as the West Region Coach of the Year.

Taking over a program that went 25-24 in the two seasons prior (1999-01), Hayford coached the Pirates to eight 20-win seasons, six appearances in the NCAA Division III Tournament (including the last five seasons in a row), five Northwest Conference titles, three NCAA DIII Sweet 16 appearances (2008, 2010, 2011) and one Elite Eight appearance (2011). At the time he left Whitworth, his career winning percentage ranked among the top 10 among all active NCAA Division III coaches.

Prior to Whitworth, Hayford was head coach at the University of Sioux Falls (S.D.), where he compiled a 37-27 record in two seasons. During his inaugural season (1999-2000), he led the Cougars to their first conference playoff appearance in five years. Hayford's Cougars finished the 2000-01 season at 22-12, setting a school record for wins in a season. Prior to Hayford's arrival, USF was 9-17 in 1998-99.

Hayford served as the top assistant coach at Azusa Pacific University (Calif.) from 1990-99, including eight seasons under Bill Odell. APU won seven consecutive Golden State Athletic Conference titles during that time and advanced to the NAIA Division I Final Four in each of his final two seasons there.

Hayford earned his bachelor's degree in social science from Azusa Pacific in 1989. He earned a master's degree in education from Claremont Graduate School in 1991. Hayford and his wife, Robin, have two adult children, daughter, Jayme, and son, Joseph.



THE LAST TIME SEATTLE UNIVERSITY...

Won at home..... 3/9/19 vs. Grand Canyon, 83-76 (ot)
Lost at home..... 3/20/19 vs. Presbyterian, 68-73
Won on the road 2/28/19 at California Baptist, 67-65
Lost on the road 2/16/19 at New Mexico State, 53-59
Won at a neutral site 3/8/18 vs. UTRGV (77-60 (Las Vegas)
Lost at a neutral site 3/14/18 vs. Grand Canyon, 75-84 (Las Vegas)
Won five+ consecutive games six in 2018 (11/23/18-12/6/18)
Won 10+ consecutive games 10 in 2008-09 (1/13/09 - 2/27/09)
Won 20+ consecutive games 26 in 1953-54
Lost five+ consecutive games 5 in 2018-19 (1/3/19 - 1/19/19)
Scored less than 50 points 2/14/19 at UTRGV, 44-59
Scored 80-89 points..... 3/9/18 vs. Grand Canyon, 83-76 (ot)
Scored 90-99 points..... 12/6/18 vs. Omaha, 90-71
Scored 100+ points..... 12/20/18 vs. Prairie View A&M, 102-64
Won an overtime game..... 3/9/18 vs. Grand Canyon, 83-76 (ot)
Lost an overtime game..... 3/3/18 vs. Central Arkansas, 92-90 (ot)
Defeated a nationally-ranked team 1/12/74 vs. #16 UNLV, 82-64
Lost to a nationally-ranked team 12/21/11 vs. #24 Virginia, 83-77
Hosted a nationally-ranked team..... 12/21/11 vs. #24 Virginia (L, 77-83)
Shot under 30% FG 11/16/16 at Notre Dame, 29.1% (16-55)
Shot 30-39.9% FG 3/7/19 vs. CSU Bakersfield, 31.1% (19-61)
Shot 40-49.9% FG 3/20/19 vs. Presbyterian, 41.7% (25-60)
Shot 50-59.9% FG 12/20/18 vs. Prairie View A&M, 58.1% (36-62)
Shot 60+% FG 2/15/18 vs. UTRGV, 60.8% (31-52)
Had 50+ rebounds..... 11/12/17 vs. Puget Sound, 61
Made 10+ 3-Pointers 1/24/19 at Chicago State, 12

THE LAST TIME A SEATTLE U PLAYER...

Scored 25-29 points 2/16/19, Terrell Brown at New Mexico State, 25
Scored 30-39 points 12/4/17, Aaron Menzies vs. Pacific Lutheran, 32
Scored 40-59 points 11/28/09, Charles Garcia vs. Wofford, 41
Scored 60+ points..... 1/30/58, Elgin Baylor vs. Portland, 60
Made 10+ field goals..... 3/14/19, Terrell Brown vs. Grand Canyon, 11
Made 5+ 3-pointers..... 12/6/18, Matej Kavas vs. Omaha, 6
Had 10-15 rebounds..... 2/21/19, Mattia Da Campo vs. Kansas City, 10
Had 16-19 rebounds 1/6/18, Aaron Menzies vs. Chicago State, 19
Had 20+ rebounds..... 2/15/97, Roger Hammond at Northwest College, 24
Had a double-double..... 3/7/19, Terrell Brown vs. CSU Bakersfield (11p, 12r)
Led team in pts. & rbs 3/14/19, Terrell Brown vs. Grand Canyon (23p, 7r)
Shot 100% FG (min. 5)..... 12/19/16, Morgan Means vs. Southern Utah (5-5)
Shot 100% FT (min. 10)..... 12/29/18, Morgan Means at California (16-16)
Had 10+ assists 11/23/18, Terrell Brown vs. Denver, 10
Had 5+ steals..... 12/1/18, Morgan Means vs. EWU, 5
Had 5+ blocks..... 11/28/18, Myles Carter vs. Northwest, 7

STATISTICAL NOTEABLES


30-plus Points
20-plus Points
15-plus Rebounds
5-plus Assists
5-plus Steals
5-plus Blocks

DOUBLE-DOUBLES

Player () Opponent, Date



SPEED CHART



RIP ECONOMOU
6-8 • 190 • G • SO



MYLES CARTER
6-9 • 230 • F • S-JR



TREY HOPKINS
6-3 • 180 • G • SO



JOE WALL
6-7 • 215 • F • SO




AARON NETTLES
6-0 • 175 • G • JR



RILEY GRIGSBY
6-6 • 220 • G/F • SO



MATTIA DA CAMPO
6-5 • 210 • G • SR




MORGAN MEANS
6-3 • 175 • G • SR



MATT VAIL
6-5 • 190 • F • SO




JORDAN DALLAS
6-10 • 220 • C • GR




TERRELL BROWN
6-1 • 175 • G • R-JR




DELANTE JONES
6-5 • 195 • G • S-JR



CADE ALGER
6-9 • 190 • F • FR




TIAGO ZIBECCHI
6-6 • 220 • G • R-SO




MIKKEL HAUGE
6-4 • 200 • G • FR



ANAND HUNDAL
6-10 • 230 • F • SR




DOVY PINSKY
6-7 • 195 • G • FR



JAREN NAFARRETE
5-7 • 140 • G • FR



JIM HAYFORD
HEAD COACH



CHRIS VICTOR
ASSOCIATE HEAD COACH



ALEX PRIBBLE
ASSOCIATE HEAD COACH



SAM KIRBY
ASSISTANT COACH



MIKE ODLAND
DIRECTOR OF OPS



PATRICK MULLIGAN
DIRECTOR OF PLAYER DEV



Overall record: 18-15 Conf: 6-10 Home: 14-6 Away: 4-8 Neutral: 0-1

TEAM STATISTICS					SU	OPP	Date	Opponent		Score	Att.
SCORING					2420	2283	11/06/18	at Stanford	L	74-96	3365
Points per game					73.3	69.2	11/08/18	PUGET SOUND	W	95-67	999
Scoring margin					+4.2	-	11/11/18	BRYANT	W	82-59	1236
FIELD GOALS-ATT					852-1945	776-1901	11/14/18	WASHINGTON ST.	W	78-69	1977
Field goal pct					.438	.408	11/18/18	SOUTHERN UTAH	L	70-73	999
3 POINT FG-ATT					238-642	211-629	@ 11/23/18	DENVER	W	82-63	883
3-point FG pct					.371	.335	@ 11/24/18	FAIRFIELD	W	83-80	809
3-pt FG made per game					7.2	6.4	@ 11/25/18	LONGWOOD	W	70-50	753
FREE THROWS-ATT					478-668	520-717	@ 11/28/18	NORTHWEST (WA)	W	107-72	824
Free throw pct					.716	.725	12/01/18	EASTERN WASH.	W	88-68	999
F-Throws made per game					14.5	15.8	12/06/18	OMAHA	W	90-71	873
REBOUNDS					1211	1112	12/09/18	at Washington	L	62-70	6688
Rebounds per game					36.7	33.7	12/17/18	at Portland	W	67-56	1553
Rebounding margin					+3.0	-	12/20/18	PRAIRIE VIEW	W	102-64	965
ASSISTS					386	318	12/29/18	at California	W	82-73	4104
Assists per game					11.7	9.6	* 01/03/19	at CSU Bakersfield	L	71-83	2398
TURNOVERS					403	373	* 01/05/19	at Grand Canyon	L	57-71	7293
Turnovers per game					12.2	11.3	* 01/12/19	at Utah Valley	L	78-88	3258
Turnover margin					-0.9	-	* 01/17/19	NEW MEXICO ST.	L	60-87	999
Assist/turnover ratio					1.0	0.9	* 01/19/19	UTRGV	L	62-67	999
STEALS					141	194	* 01/24/19	at Chicago State	W	75-47	0
Steals per game					4.3	5.9	* 01/26/19	at UMKC	L	54-63	1220
BLOCKS					118	92	* 02/02/19	CALIFORNIA BAPTIST	L	64-75	999
Blocks per game					3.6	2.8	* 02/14/19	at UTRGV	L	44-59	1103
ATTENDANCE					19681	47799	* 02/16/19	at New Mexico St.	L	53-59	11889
Home games-Avg/Game					20-984	12-3785	* 02/21/19	UMKC	W	69-64	972
Neutral site-Avg/Game					-	1-2374	* 02/23/19	CHICAGO STATE	W	77-57	999
							* 02/26/19	UTAH VALLEY	L	68-77	956
							* 02/28/19	at California Baptist	W	67-65	2554
Seattle U					1147	1252	* 03/07/19	CSU BAKERSFIELD	Wot	63-57	969
Opponents					1007	1268	* 03/09/19	GRAND CANYON	Wot	83-76	999
							\$ 03/14/19	vs Grand Canyon	L	75-84	2374
							! 03/20/19	PRESBYTERIAN	L	68-73	472
Score by Periods					1st	2nd	OT	Totals			

! = CollegeInsider.com Tournament (Seattle, WA)



Seattle University Basketball
Seattle U Combined Team Statistics (as of Mar 09, 2019)
WAC games only

RECORD:	OVERALL	HOME	AWAY	NEUTRAL
ALL GAMES	6-10	4-4	2-6	0-0
CONFERENCE	6-10	4-4	2-6	0-0
NON-CONFERENCE	0-0	0-0	0-0	0-0

#	Player	gp-gs	min	avg	Total		3-Point		F-Throw		Rebounds												
					fg-fga	fg%	3fg-fga	3fg%	ft-fga	ft%	off	def	tot	avg	pf	dq	a	to	blk	stl	pts	avg	
23	Brown, Terrell	16-15	572	35.8	100-228	.439	12-32	.375	48-67	.716	18	87	105	6.6	45	1	64	46	4	16	260	16.3	
24	Jones, Delante	11-8	288	26.2	44-114	.386	19-52	.365	25-33	.758	9	19	28	2.5	23	0	10	22	2	5	132	12.0	
01	Carter, Myles	16-16	497	31.1	65-169	.385	5-10	.500	48-67	.716	34	86	120	7.5	56	6	4	33	21	1	183	11.4	
13	Means, Morgan	16-16	568	35.5	58-171	.339	23-76	.303	39-48	.813	10	55	65	4.1	55	7	41	44	1	18	178	11.1	
12	Da Campo, Mattia	16-12	443	27.7	32-60	.533	8-18	.444	27-41	.659	52	55	107	6.7	37	1	19	23	1	5	99	6.2	
35	Grigsby, Riley	13-4	266	20.5	18-46	.391	6-19	.316	14-19	.737	7	31	38	2.9	34	2	11	9	6	4	56	4.3	
05	Kavas, Matej	8-1	72	9.0	10-20	.500	6-10	.600	1-2	.500	0	11	11	1.4	3	0	0	1	0	1	27	3.4	
25	Hundal, Anand	13-5	145	11.2	12-30	.400	6-22	.273	3-5	.600	6	21	27	2.1	17	0	6	6	12	3	33	2.5	
15	Hopkins, Trey	6-2	67	11.2	6-16	.375	1-6	.167	2-2	1.000	6	3	9	1.5	8	0	3	3	0	1	15	2.5	
02	Burke, Ian	13-0	145	11.2	9-21	.429	8-17	.471	1-2	.500	2	13	15	1.2	12	0	9	7	0	2	27	2.1	
10	Nettles, Aaron	12-1	150	12.5	7-23	.304	5-18	.278	2-2	1.000	1	4	5	0.4	14	0	4	3	0	4	21	1.8	
41	Wall, Joe	5-0	3	0.6	2-4	.500	2-4	.500	0-0	.000	0	1	1	0.2	4	0	0	0	0	0	6	1.2	
11	Economou, Rip	8-0	32	4.0	2-11	.182	2-11	.182	2-3	.667	1	0	1	0.1	9	0	0	1	1	0	8	1.0	
14	Vail, Matt	2-0	2	1.0	0-0	.000	0-0	.000	0-0	.000	0	0	0	0.0	0	0	0	0	0	0	0	0.0	
Team											17	9	26	5									
Total.....		16	3250		365-913	.400	103-295	.349	212-291	.729	163	395	558	34.9	317	17	171	203	48	60	1045	65.3	
Opponents.....		16	3250		376-894	.421	91-277	.329	252-352	.716	152	400	552	34.5	300	-	173	171	45	105	1095	68.4	

TEAM STATISTICS	SU	OPP	Date	Opponent	Score	Att.
SCORING						
Points per game	65.3	68.4	* 01/03/19	at CSU Bakersfield	L 71-83	2398
Scoring margin	-3.1	-	* 01/05/19	at Grand Canyon	L 57-71	7293
FIELD GOALS-ATT	365-913	376-894	* 01/12/19	at Utah Valley	L 78-88	3258
Field goal pct	.400	.421	* 01/17/19	NEW MEXICO ST.	L 60-87	999
3 POINT FG-ATT	103-295	91-277	* 01/19/19	UTRGV	L 62-67	999
3-point FG pct	.349	.329	* 01/24/19	at Chicago State	W 75-47	0
3-pt FG made per game	6.4	5.7	* 01/26/19	at UMKC	L 54-63	1220
FREE THROWS-ATT	212-291	252-352	* 02/02/19	CALIFORNIA BAPTIST	L 64-75	999
Free throw pct	.729	.716	* 02/14/19	at UTRGV	L 44-59	1103
F-Throws made per game	13.3	15.8	* 02/16/19	at New Mexico St.	L 53-59	11889
REBOUNDS	558	552	* 02/21/19	UMKC	W 69-64	972
Rebounds per game	34.9	34.5	* 02/23/19	CHICAGO STATE	W 77-57	999
Rebounding margin	+0.4	-	* 02/26/19	UTAH VALLEY	L 68-77	956
ASSISTS	171	173	* 02/28/19	at California Baptist	W 67-65	2554
Assists per game	10.7	10.8	* 03/07/19	CSU BAKERSFIELD	Wot 63-57	969
TURNOVERS	203	171	* 03/09/19	GRAND CANYON	Wot 83-76	999
Turnovers per game	12.7	10.7	@ - Elgin Baylor Classic (Seattle, WA)			
Turnover margin	-2.0	-	* = WAC game			
Assist/turnover ratio	0.8	1.0				
STEALS	60	105				
Steals per game	3.8	6.6				
BLOCKS	48	45				
Blocks per game	3.0	2.8				
ATTENDANCE	7892	29715				
Home games-Avg/Game	8-986	8-3714				
Neutral site-Avg/Game	-	0-0				

Score by Periods	1st	2nd	OT	Totals
Seattle U	495	529	21	1045
Opponents	494	593	8	1095