

2019-20 SEATTLE UNIVERSITY MEN'S BASKETBALL

GAME II: SU vs. Portland - Dec. 7, 2019

SEATTLEU
BASKETBALL

CONTACT: Sarah Finney, Assoc. AD for Strategic Communications • finneysa@seattleu.edu • 206-445-2237 • GoSeattleU.com

2019-20 SCHEDULE

DATE	OPPONENT	TIME (PT)
OCT. 22	SAINT MARTIN'S (EXH)	W, 92-71
NOV. 5	PACIFIC LUTHERAN	W, 98-64
Nov. 7	at Washington State	L, 54-85
NOV. 9	EASTERN WASHINGTON	L, 66-74
NOV. 12	PACIFIC UNIVERSITY (ORE.)	W, 115-81
Nov. 16	at Syracuse ~	L, 67-89
Nov. 19	at Ole Miss ~	L, 52-65
Nov. 25	vs. Bucknell (Orlando, FL) ~	L, 70-77
Nov. 26	vs. W. Michigan (Orlando, FL) ~	W, 59-55
NOV. 30	IDAHO	W, 74-55
DEC. 3	INCARNATE WORD	W, 81-60
DEC. 7	PORTLAND ! #	7:00 PM
Dec. 17	at Washington	8:00 PM
DEC. 21	FLORIDA A&M	7:00 PM
DEC. 23	LONG BEACH STATE	3:00 PM
Dec. 28	at Saint Mary's	5:00 PM
Jan. 2	at Kansas City *	5:00 PM
Jan. 4	at Chicago State *	10:00 AM
JAN. 11	UTAH VALLEY *	7:00 PM
JAN. 16	UTRGV *	7:00 PM
JAN. 18	NM STATE *	7:00 PM
Jan. 23	at Grand Canyon *	6:00 PM
Jan. 25	at CSU Bakersfield *	7:00 PM
FEB. 1	CALIFORNIA BAPTIST * !	1:00 PM
Feb. 8	at Utah Valley *	1:00 PM
Feb. 13	at NM State *	6:00 PM
Feb. 15	at UTRGV *	5:00 PM
FEB. 20	GRAND CANYON *	7:00 PM
FEB. 22	CSU BAKERSFIELD *	7:00 PM
Feb. 29	at California Baptist *	7:00 PM
MAR. 5	CHICAGO STATE *	7:00 PM
MAR. 7	KANSAS CITY * !	1:00 PM

Mar. 12-14 at WAC Championship (Las Vegas, NV)

HOME GAMES played at the Redhawk Center unless noted

! Game played at accesso ShoWare Center (Kent, Wash.)

Elgin Baylor Classic | ~ Preseason NIT

* WAC game | All times listed are Pacific

All dates and times subject to change

206-398-GOSU (4678) | GoSeattleU.com/tix

All games broadcast on KTTH 770 AM



SEATTLE U (5-5)



PORTLAND (6-2)

GAMEDAY ROUND-UP

Seattle University Redhawks (5-5) vs. Portland Pilots (6-2)

Saturday, Dec. 7, 2019 • 7:00 PM PT • accesso ShowWare Center • Kent, WA

LISTEN: KTTH 770 AM/mynorthwest.com (Dennis Patchin)

WATCH: WAC Digital Network/wacdigitalnetwork.com (Max Gun)

ON TAP

Seattle U men's basketball (5-5) looks to extend its current win streak to four straight on Saturday, Dec. 7 as the Redhawks host PNW rival Portland (6-2) in the annual Elgin Baylor Classic. The game tips off at 7 p.m. from the accesso ShoWare Center in Kent. Baylor, the legendary Seattle U and NBA basketball player will be in attendance, while the first 1,000 fans in attendance will receive a commemorative Elgin Baylor bobblehead. The game will stream live on the WAC Digital Network at wacdigitalnetwork.com. Fans can also tune in to KTTH 770 AM in Seattle or online at mynorthwest.com.

QUICK HITS

- Seattle U earned an 81-60 win over Incarnate Word on Tuesday, Dec. 3 to improve to 5-5 on the season.
- The win was the third straight for the Redhawks, the first such streak of the season.
- Three players scored in double figures including double-doubles from Riley Grigsby (22 points, 10 rebounds) and Terrell Brown (14 points, 10 rebounds). Morgan Means added 13 points.

PROJECTED STARTING LINEUP (based on last game)

POS.	NO.	NAME	YR	HT	PPG	NOTABLE
F	1	Myles Carter	RSr.	6-9	11.6	5 pts, 4 reb, 2 bkls vs UWI
G/F	11	Riley Grigsby	So.	6-6	6.8	Career-high 22 pts, 10 reb vs UWI
G	13	Morgan Means	Sr.	6-3	8.9	13 pts vs. UIW
G	23	Terrell Brown	RJo.	6-1	21.0	14 pt, 10 reb double-double vs. UWI
G	24	Delante Jones	RSr.	6-5	7.6	12 pts on 4 3s vs. W. Michigan

RESERVES

G	0	Rip Economou	So.	6-8	2.2	7 pts, 3 reb vs Pacific
G	2	Trey Hopkins	So.	6-4	4.0	4 pts in 4 mins at Syracuse
F	5	Joe Wall	So.	6-7	1.0*	Has not appeared in a game in 2019-20
G	10	Aaron Nettles	Jr.	5-11	7.0	15 pts, 4 stls vs. Idaho
G	12	Mattia Da Campo	Sr.	6-5	4.2	10 pts, 2 reb, 2 assts vs. Idaho
F	14	Matt Vail	So.	6-5	0.0*	Has not appeared in a game in 2019-20
C	21	Jordan Dallas	Gr.	6-10	4.0	7 pts, 5 reb vs. UIW
F	25	Cade Alger	Fr.	6-9	—	Has not appeared in a game in 2019-20
G	33	Mikkel Hauge	Fr.	6-4	1.5	2 pts, 1 assts in 6 mins vs Pacific
F	34	Anand Hundal	Sr.	6-10	1.7	5 pts, 3 reb in 8 mins vs. UIW
G	35	Dovy Pinksus	Fr.	6-7	0.8	4 pts in collegiate debut vs PLU
G	41	Jaren Nafarrete	Fr.	5-7	—	Has not appeared in a game in 2019-20

* PPG from final 2018-19 stats

**UNIVERSITY INFORMATION**

Location: Seattle, Wash.
 Founded: 1891
 Chartered: 1898
 Enrollment: 4,647 (undergrad)
 Nickname: Redhawks
 Colors: Red and White
 Affiliation: NCAA Division I
 Conference: Western Athletic Conference
 Home Facility (capacity): Redhawk Center (999)
 President: Fr. Stephen Sundborg, S.J.
 Director of Athletics: Shaney Fink
 Athletic Ticket Office: 206-398-GOSU (4678)

MEN'S BASKETBALL COACHING STAFF

Head Coach: Jim Hayford (Third season)
 Alma Mater: (Azusa Pacific '89)
 Record at Seattle: 43-34 (Two season)
 Career Record: 403-209 (20 seasons)
 Associate Head Coach: Chris Victor (Third season)
 Alma Mater: Concordia '04
 Associate Head Coach: Alex Pribble (First season)
 Alma Mater: Cal '07
 Assistant Coach: Sam Kirby (Second season)
 Alma Mater: Seattle U '08
 Director of Operations: Mike Odlandi (Second season)
 Alma Mater: Whitworth '10
 Director of Player Dev.: Patrick Mulligan (Third season)
 Alma Mater: Gonzaga

TEAM FACTS

2018-19 Record: 18-15
 2018-19 WAC Record/Finish: 6-10/T7th
 Letterwinners Returning/Lost: 12/2
 Starters Returning/Lost: 5/1
 Redshirts: 0
 Newcomers: 6
 2018-19 Postseason Result: CIT First Round

ATHLETIC COMMUNICATIONS

Assoc AD for Strategic Comm/MBB Contact: Sarah Finney
 Office Phone: (206) 296-5915
 Cell Phone: (206) 445-2237
 Email: finneysa@seattleu.edu
 Asst. Director of Communications: Brian Vail
 Phone: (206) 296-2490 | Email: vailbr@seattleu.edu
 Asst. Director of Communications: Jason Oliveira
 Phone: (206) 296-2360 | Email: joliveira@seattleu.edu
 Athletic Website: www.GoSeattleU.com
 Radio (Talent): KTTH 770 AM (Dennis Patchin)
 Mailing Address:
 Seattle University, 901 12th Ave., PO Box 222000,
 Seattle, WA 98122

- The 22 points were a career-high for Grigsby who was playing in just is fourth game back from a broken hand to start the season.
- The Redhawks pulled down a season-high 49 rebounds, including 16 offensive boards, while allowing the Cardinals just 19 total boards on the night.
- The Redhawks had another strong free-throw shooting night, finishing 28-for-31 (90.3%) from the stripe.

ABOUT THE SERIES VS PORTLAND

While the series dates back to the 1940s, Seattle U and Portland have a storied history as Pacific Northwest rivals. Seattle U holds a 74-31 all-time record over the Pilots. The teams have five meetings in the Redhawks' modern day Division I era, including a 67-56 win for the Redhawks on Dec. 17, 2018. Seattle U used a 15-0 run to open the game, and never trailed again in road victory. Terrell Brown (17 points, 11 rebounds) and Myles Carter (11 points, 12 rebounds) each tallied double-doubles to lead four Redhawks in double-figure scoring.

Portland won the first three meetings of the modern-day DI era, the last being on Feb. 5, 2011 – a 71-55 win for the Pilots at KeyArena. In 2017, Seattle U notched its 73rd all-time win over the Pilots in an 89-76

2019-20 NUMERICAL ROSTER

NO.	NAME	POS	HT	WT	YR/EXP	HOMETOWN/PREVIOUS SCHOOL
0	Rip Economou	G	6-8	190	So./IV	Santa Monica, Calif./Santa Monica HS
1	Myles Carter	F	6-9	230	RSr./IV	Chicago, Ill./St. Rita's of Cascia HS/Seton Hall
2	Trey Hopkins	G	6-3	180	So./IV	Midwest City, Okla./Carl Albert HS
5	Joe Wall	F	6-7	215	So./IV	Portland, Ore./Jesuit HS
10	Aaron Nettles	G	6-0	175	Jr./2V	Seattle, Wash./Seattle Prep
11	Riley Grigsby	G/F	6-6	220	So./IV	San Jose, Calif./Archbishop Mitty HS
12	Mattia Da Campo	G	6-5	210	Sr./3V	Venice, Italy/Stella Azura Academy
13	Morgan Means	G	6-3	175	Sr./3V	Compton, Calif./Redondo Union HS
14	Matt Vail	F	6-5	190	So./IV	Stanwood, Wash./Stanwood HS
21	Jordan Dallas	C	6-10	220	Gr./TR	Long Beach, Calif./Long Beach Poly/Weber State
23	Terrell Brown	G	6-1	175	RJr./IV	Seattle, Wash./Garfield HS/Shoreline CC
24	Delante Jones	G	6-5	195	RSr./IV	Chantilly, Va./Virginia Episcopal/American
25	Cade Alger	F	6-9	190	Fr./HS	Oakdale, Calif./Ripon Christian HS
30	Tiago Zibecchi *	G	6-6	200	RSr./TR	Rio de Janeiro, Brazil/Escola Alema Corcovado/Vanguard/Westcliff
33	Mikkel Hauge	G	6-4	200	Fr./HS	Copenhagen, Denmark/Vaerleose Basketball Club
34	Anand Hundal	F	6-10	230	Sr./IV	Manteca, Calif./Manteca HS/Las Positas College
35	Dovy Pinskus	F	6-7	195	Fr./HS	Vilnius, Lithuania/De La Salle HS/Sunrise Christian Academy
41	Jaren Nafarrete	G	5-7	140	Fr./HS	Chula Vista, Calif./Foothills Christian HS

* redshirting the 2019-20 season

COACHING STAFF

Head Coach: Jim Hayford (Azusa Pacific '89) – Third season
 Associate Head Coach: Chris Victor (Concordia Irvine '04) – Third season
 Associate Head Coach: Alex Pribble (Cal '07) – First season
 Assistant Coach: Sam Kirby (Seattle U '08) – Second season
 Director of Operations: Mike Odland (Whitworth '10) – Second season
 Director of Player Development: Patrick Mulligan (Gonzaga) – Third season

PRONUNCIATION GUIDE

#0 Rip Economou: Ee-con-oh-moe	#30 Tiago Zibecchi: Tee-ah-goh Zee-beck-ee
#12 Mattia Da Campo: Mat-ee-ah Dah-camp-oh	#33 Mikkel Hauge: Miggle How-guh
#23 Terrell Brown: Teh-Rhel	#35 Dovy Pinskus: Doe-vee Pins-cuss
#25 Anand Hundal: Ah-nand Hun-dahl	#41 Jaren Nafarrete: Jare-en Naf-are-eh-tee



INSIDE THE NUMBERS

2019-20 Record	5-5
Non-Conference	5-5
WAC	0-0
Home	4-1
Away	0-3
Neutral	1-1
In overtime	0-0

Current Streak	W3
Last win 12/3/19 vs. Incarnate Word (81-60)	
Last loss 11/25/19 vs. Bucknell (70-77)	
Current Home Streak	W3
Last win 12/3/19 vs. Incarnate Word (81-60)	
Last loss 11/9/19 vs. EWU (66-74)	
Current Road Streak	L3
Last win 2/28/19 at CBU (67-65)	
Last loss 11/19/19 at Ole Miss (52-65)	
Current Neutral Streak	W1
Last win 11/26/19 vs. W. Michigan (59-55)	
Last loss 11/25/19 vs. Bucknell (70-77)	

Records When...

November	4-5
December	1-0
January	0-0
February	0-0
March	0-0

Monday	0-1
Tuesday	4-1
Wednesday	0-0
Thursday	0-1
Friday	0-0
Saturday	1-2
Sunday	0-0

Leading at halftime	3-2
Trailing at halftime	0-3
Tied at halftime	2-0

Scoring less than 60	1-2
Scoring between 60-69	0-2
Scoring between 70-79	1-1
Scoring between 80-89	1-0
Scoring 90 or more	2-0

Allowing less than 60	2-0
Allowing between 60-69	2-1
Allowing between 70-79	0-2
Allowing between 80-89	1-2
Allowing 90 or more	0-0

Shooting below 30%	0-1
Shooting between 30-39.9%	2-4
Shooting between 40-44.9%	2-0
Shooting between 45-49.9%	0-0
Shooting between 50-54.9%	0-0
Shooting 55% or above	1-0

Opponent shooting below 30%	0-0
Opponent shooting between 30-39.9%	4-1
Opponent shooting between 40-44.9%	0-3
Opponent shooting between 45-49.9%	0-0
Opponent shooting between 50-54.9%	0-0
Opponent shooting 55% or above	1-1

More or same rebounds than opponent	3-1
Fewer rebounds than opponent	2-4

Game decided by 1-5 Points	1-0
Game decided by 6-10 Points	0-2
Game decided by 11-15 Points	0-1
Game decided by 16-20 Points	1-0
Game decided by 21+ Points	3-2

SU has 0 players in double figures	0-0
SU has 1 players in double figures	0-1
SU has 2 players in double figures	0-1
SU has 3 players in double figures	3-2
SU has 4 players in double figures	2-0
SU has 5+ players in double figures	0-0

Wearing Black Jerseys	0-2
Wearing Grey Jerseys	0-0
Wearing Red Jerseys	0-2
Wearing White Jerseys	5-1

victory on Dec. 16 at KeyArena. The Redhawks shot better than 60 percent in the second half and poured in a season-high 16 three-pointers in the game. Jordan Hill led four players in double figures with 23 points. Matej Kavas added 18.

TERRELL ON A TEAR

Terrell Brown has had the hot hand to start the 2019-20 season. The redshirt junior leads Seattle U in scoring (21.0 ppg), is second in rebounds (6.9 rpg) and first in assists (4.7 apg). His ppg average also leads the WAC and ranks 26th in the country in games played through Dec. 4. Brown also ranks first in total field goals and second in total points. He has lead the Redhawks in scoring in eight of 10 games, and tallied five 20+ point outings. On Nov. 9 against Eastern Washington, the Seattle native drained a career-high 31 points on 12-28 from the field and 6-9 from the free-throw line. He added 13 rebounds for his first double-double of the season, and sixth of his Seattle U career. He has twice come within striking distance of a triple-double, most recently finishing with 17 points, 8 rebounds and 8 assists versus Western Michigan.

FREE POINTS

Seattle U's free-throw shooting has been a high-mark of the season as the Redhawks are 176-225 from the stripe, hitting at a 78.2 percent clip. That mark leads the WAC and ranks 20th in the nation in games played through Dec. 4. They also rank second in total makes and eighth in attempts. The team percentage is a marked improvement from one year ago when the Redhawks finished the season shooting 71.6 percent from the line.

1,000 POINT CLUB

Senior Morgan Means scored seven points on Nov. 26 versus Western Michigan, giving him exactly 1,000 for his career. He scored 13 points on Dec. 3 against Incarnate Word, bringing his current career total to 1,013. Means becomes the third Seattle U player to reach the 1,000-point mark in the modern DI era. Aaron Broussard (2009-12) finished his career with 1,271 while Isiah Umipig (2013-15) scored 1,164 career points.

LAST TIME OUT

The Redhawks extended their winning streak to three straight with a 81-60 victory over Incar-



nate Word at the Redhawk Center. A 22-point, 10-rebound double-double from Riley Grigsby highlighted a Seattle U offense that saw 11 players in the scoring column, including three in double figures. Terrell Brown added a double-double of his own with 14 points and 10 boards while Morgan Means chipped in 13 points and four assists. Seattle U found its offensive groove from the opening tip, shooting 6-8 from the field in the first five minutes to open up a 15-10 lead. Grigsby imposed his frame to create separation, canning three jumpers early to get the Redhawks flying. The Redhawks broke the game open midway through the first, out-rebounding the visitors and utilizing their size advantage to jumpstart a 17-4 run, gifting the Redhawks a 35-22 lead with 5:01 on the clock. Seattle U continued to play up-tempo basketball, extending their way to a 47-28 advantage at halftime. SU finished the opening frame with seven triples, a season-high, three of which came from Grigsby, who tacked on 15 of his 22 points in the first half. The Cardinals started the second half hot with a 7-0 spurt for their efforts. SU countered, forcing UIW into some early foul trouble, attacking the basket and getting to the charity stripe to halt the momentum from the visitors. The Redhawks put up 20 points from the line in the second half, shooting 28-31 from the stripe on the night. A strong defensive performance in the second half kept the Cardinals shooting just 42 percent, pushing the game out of reach for UIW to earn the Redhawks their third win in a row.

CARTER NAMED WAC PLAYER OF THE WEEK

Senior forward Myles Carter was named Western Athletic Conference Men's Basketball Player of the Week for the week of Nov. 11-17. This was his first WAC Player of the Week honor of the season and the third of his career. The Chicago native averaged WAC-bests of 23.5 points and 12.5 rebounds per game as the Redhawks went 1-1 last week. He poured in a career-high 37 points on 11-of-12 shooting (91.7 percent) and matched his career high with 15 rebounds in a 115-81 win over Pacific of Oregon. At Syracuse, Carter added 10 points and 10 rebounds for a second straight double-double. For the week, Carter shot 65.2 percent from the field and 89.5 percent from the charity stripe.

REDHAWK RUNDOWN

- The Redhawks got 36 bench points in the win over Idaho on Nov. 30, the most the bench has contributed this season.
- Seattle U also hit a season-high 11 three pointers against Idaho, the first time they scored 10 or more threes since Jan. 24, 2019, when they hit 12 versus Chicago State.
- The Redhawks surpassed the 100-point mark for the fifth time under Head Coach Jim Hayford with their 115-81 win over Pacific University on Nov. 12. They achieved the feat twice during his first season (121 vs. Puget Sound on Nov. 12, 2017; 102 vs. Detroit Mercy on Nov. 18, 2017) and twice last year (107 vs. Northwest University on Nov. 28, 2018; 102 vs. Prairie View A&M on Dec. 20, 2018).
- Myles Carter poured in a career-high 37 points versus Pacific, the second 30+ point effort by a Redhawk this season.
- The Redhawks' 43-for-51 effort from the free-throw line vs. Pacific are both records during the modern day DI era. Myles Carter went 15-for-17 in the game and Aaron Nettles was 16-for-18, finishing with 16 points.
- Seattle U won its season opener for the first time in the Jim Hayford era. The Redhawks downed Pacific Lutheran University, 98-64, on Nov. 5. The last time the Redhawks had won their home opener was the 2016-17 season, also a win over the PLU Lutes.

400 CAREER VICTORIES FOR HAYFORD

Head Coach Jim Hayford earned his 400th career victory on Tuesday, Nov. 12 as the Redhawks defeated Pacific University, 115-81. The win was also Hayford's 40th at the helm of the Redhawks, achieved in just over two seasons. "Players win games," said Hayford postgame. "I've had a lot of great players and a lot of great assistant coaches. A lot of credit goes to my family. I've been doing this 21 years and it's a stressful job, so I guess I've got some stick-to-it-ness and I got a few things right." His road to 400 has included 12 seasons of 20 wins or more and 11 national postseason tournaments, including six (2003, 2007, 2008, 2009, 2010, 2011) at NCAA Division III Whitworth, three at EWU (2015, 2016, 2017) and two at Seattle U (2018, 2019). Hayford is in his 21st season as a head coach.

PRESEASON HONORS

Junior Terrell Brown and senior Myles Carter picked up individual preseason honors. Brown was named to the Coaches' All-WAC First Team and the Media All-WAC Second Team, while Carter was selected to the Coaches' All-WAC Second Team.

Brown, a redshirt junior who transferred into the Redhawks program last year, completed his inaugural SU season averaging 14.1 ppg and 6.9 rpg. The Seattle native was named to both the 2018-19 WAC All-Newcomer Team and the All-WAC Second Team.

Carter, a redshirt senior, was one of the most dominant interior presences in the WAC one year ago. He led the WAC in blocked shots (60) and double-doubles (11), while averaging 12.9 ppg and 7.9 rpg. Carter earned WAC All-Defensive Team honors in 2018-19 and was named to the NABC DI All-District 6 Second Team.

WAC PRESEASON POLLS

Seattle University men's basketball was selected to finished third in the Western Athletic Conference as both the WAC 2019-20 Preseason Coaches Poll and Media Poll. This marks the second consecutive year that the Redhawks have earned a third place selection, the highest preseason rank since 2014-15.

Reigning WAC champion NM State was selected to repeat the feat in 2019-20, earning eight of nine first-place votes in the Coaches' Poll. Coaches could not vote for their own team or players. The Aggies were also the unanimous first-place pick by the media. Grand Canyon was picked second in both polls.

HOME COURT ADVANTAGE

Seattle U has compiled a 236-150 (.611) record in North Court, including a 15-game winning streak that began Nov. 5, 2008 with a perfect 10-0 mark during the 2008-09 season. In 2017-18, the Redhawks went 9-1 at the Redhawk Center and in 2018-19, the Redhawks went 12-6. The Redhawks are 4-1 at home so far in 2019-20.

GET YOUR 2019-20 TICKETS!

Mini-plan as well as single-game tickets are on



sale now for the Redhawks' 2019-20 season. For more information and to reserve your seats today, contact the SU Athletics Ticket office at 206-398-4678 or visit goseattleu.com/tix.

SU SIGNS AUSTRALIAN SWINGMAN

Kobe Williamson, a 6-8 guard out of Melbourne, Australia, has signed a National Letter of Intent to continue his education and basketball career at Seattle University.

"We are very excited to have Kobe join our program," Head Coach Jim Hayford said. "He is an excellent student who professors will enjoy having in their classes. He is an outstanding person and will be a loved teammate. And on the court he has a unique skill set that, paired with his size, makes him very difficult to defend."

Williamson attends Haileybury College in Melbourne where he averaged 20.2 points, 17.1 rebounds, 4.0 assists and 3.0 blocks per game during the 2019 season.

His breadth of experience is also highlighted by national and international play. Williamson has been a member of the UI7 Australian National Team, as well as playing for Victoria on the UI6, UI8 and U20 national teams.

Most recently, he competed for Victoria's U20 team in the 2019 National Championships, contributing 11.3 points and 5.0 rebounds per game. Victoria took Gold in the tournament.

In the 2018 FIBA UI7 Basketball World Cup, Williamson averaged 8.9 points and 6.3 rebounds over seven games played for Australia. He also averaged 7.6 points and 6.0 rebounds in five games as Australia earned Gold at the 2018 UI6 Asia Championships.

The 2018 Victoria Junior Athlete of the Year, Williamson has also competed for the Sandringham Sabers UI8 team in the Southern Basketball Association, which were the 2018 UI8 Victorian champions, and the Dandenong Rangers, where he averaged 16.0 points and 8.0 rebounds per game to be named a league All-Star.

"Kobe is an outstanding passer and has shown the ability to score at a high level," Hayford said. "He has played on the Australian National team, joining others in our program who have represented their country at the highest level."

FOUR COMMITS FOR 2020-21

Head Coach Jim Hayford has announced the signing of four players who make up the program's latest recruiting class.

"I am pleased to announce this incoming class of Seattle U basketball players," said Hayford. "A lot of hard work and careful selection went into bringing this group of student-athletes to our university. I'm confident that they will excel in the classroom, on the basketball court and in our community."

Leo Da Campo, younger brother of current Redhawk Mattia Da Campo, is a 6-9 forward from Bassano del Grappa, Italy. Competing for Casale Monferrato club team, Da Campo averaged 15.6 points and 11.0 rebounds per game during the 2018-19 season, including career highs of 34 points and 22 rebounds.

Da Campo has also been a member of the Italian UI6 and UI8 national teams, competing in the 2018 and 2019 FIBA European Championships.

"Leo is an intelligent big man who is developing into an excellent skilled post," Hayford said. "We have really enjoyed coaching his brother, Mattia, and look forward to his development into one of the top big men in the WAC."

Viktor Rajkovic is a native of Mill Valley, Calif., and Golden State Prep. He attended The Branson School in Ross, Calif. A dual-sport athlete in high school, Rajkovic competed in basketball and swimming for the Bulls. Four standout seasons of hoops culminated with a 2019 Marin County Athletic League title, a California Division IV North Coast Section championship and a DI NorCal runner-up finish. All told, the Bulls won three conference titles, three section titles and two NorCal runner-up finishes.

Rajkovic, a 6-5 forward, averaged 20.4 points and 11.3 rebounds as a senior on his way to earning San Francisco Chronicle Metro Player of the Year, NCS Player of the Year, MCAL Player of the Year, Marin Independent Journal Player of the Year and DI/Open Division All-State Second Team.

"Viktor brings a college-ready skill set to our program and an instinctive knack for making winning plays," said Hayford. "He led his high school team to great accomplishments, has superior intelligence and work ethic, and a strong desire to be the very best player he can be."

Nate Robinson, a 6-4 guard, will join the Redhawks following a sophomore season at City College of San Francisco. The Walnut Creek, Calif., native prepped at Las Lomas High School where he led the Knights to the 2018 NorCal DI Championship and a California State runner-up finish. He was named 2018 Diablo Valley Athletic League MVP, MVP of the NorCal championship game and Cal-Hi Sports North Coast Section Co-Player of the Year.

Robinson has been a member of the Great Britain UI8 and U20 National Teams. He helped lead the U20 team to a program-best eighth-place finish and the UI8 team to a program-best seventh-place finish.

"Nate gives us an athletic, strong lead guard," Hayford said. "He has extensive international experience and had a great high school career in Northern California. He brings great athleticism to his position and we are confident he can be one of the top defensive guards in the WAC."

Vasja Pandža is a 6-8 guard who comes to Seattle U from The Hotchkiss School in Lakeville, Conn. Pandža attended high school at The Kiski School in Pennsylvania where he averaged 19 points, 7.0 rebounds and 5.0 assists during his senior season, and led the squad to a pair of Pennsylvania State playoff appearances. Pandža also competed for the PSA Cardinals, a premier AAU program on the EYBL circuit.

Prior to moving to the United States, Pandža lived in England where he played for the Leeds Force



club team. He also has national team experience, playing for Great Britain in 2015-16.

"Vas is very skilled and can play multiple positions on the court," said Hayford. "He brings size and great shooting to his game, which is highlighted by being an excellent passer. He has extensive international experience and is part of the Hotchkiss School basketball program that we think very highly of."

CHRISTMAS IN HAWAII IN 2020

It's never too early to start making holiday travel plans. And Seattle U basketball fans can now start preparing for sunshine and palm trees in December as the Redhawks have announced official acceptance into the 2020 Hawaiian Airlines Diamond Head Classic, hosted by the University of Hawaii and managed by ESPN Events.

"We are thrilled to be invited to one of the premier, nationally televised tournaments to be hosted each year," said Head Coach Jim Hayford. "This is an exciting opportunity for our players and our program as a whole."

Recent tournament winners have included TCU (2018), USC (2017), San Diego State (2016) and Oklahoma (2015). The 2019 field includes the likes of Georgia Tech, Washington, Hawaii, Boise State, Ball State, Houston, UTEP and Portland.

This tournament during the 20-21 season will make the second straight year that the Redhawks participate in a nationally televised tournament run by ESPN Events.

YEAR TWO UNDER HEAD COACH JIM HAYFORD

Hayford's Redhawks went 18-15 overall in 2018-19, marking the first back-to-back seasons with 18 wins or more since 2007-08 and 2008-09. The squad jumped out to a 12-3 record to start the season, including wins over Pac-12 members Washington State and Cal, marking the best start to a year in more than 50 years. The Redhawks would battle injury and illness as conference play got underway, but rebounded to win five of their final six regular-season contests. Terrell Brown (All-WAC Second Team, WAC All-Newcomer Team) and Myles Carter (WAC All-Defensive Team, NBCA

All-District Second Team) both entered the Seattle U all-time record book during the season. Brown's 150 assists ranks eighth all-time and Carter's 60 blocks ranks second. The team's 238 three-pointers ranks third all-time while their 118 blocks are second.



Jim Hayford was named Seattle University's men's basketball head coach on Wednesday, Mar. 28, 2017. In his first season at Seattle U, he led the Redhawks to their most successful season in the school's modern-day Division I era.

Hayford's Redhawks went 18-15 overall in 2018-19, marking the first back-to-back seasons with 18 wins or more since 2007-08 and 2008-09. The squad jumped out to a 12-3 record to start the season, including wins over Pac-12 members Washington State and Cal, marking the best start to a year in more than 50 years. The Redhawks would battle injury and

illness as conference play got underway, but rebounded to win five of their final six regular-season contests. Terrell Brown (All-WAC Second Team, WAC All-Newcomer Team) and Myles Carter (WAC All-Defensive Team, NBCA All-District Second Team) both entered the Seattle U all-time record book during the season. Brown's 150 assists ranks eighth all-time and Carter's 60 blocks ranks second. The team's 238 three-pointers ranks third all-time while their 118 blocks are second.

Inheriting a program that went 13-17 in 2016-17, Hayford led the 2017-18 Redhawks to finish 20-14 overall, 16-3 on their home court and 8-6 in Western Athletic Conference play. The win total marked a program high since returning to Division I in 2008-09, and marked the first 20-win DI season since 1963-64 when Seattle U finished 22-6. The 16 home victories was also a modern-day DI record, while the eight WAC wins was the most since joining the league in 2012-13. The fourth-place finish ties the best finish during the Redhawks six years competing in the WAC. The season culminated in Hayford's 10th national postseason appearance as a head coach as the Redhawks earned a berth in the Collegiate Basketball Invitational (CBI).

Hayford's up-tempo style of play saw the Redhawks set numerous modern-day DI program records including total points (2,589), field goals (881), field goal percentage (44.6), three-point field goals (312), free-throw percentage (73.8), rebounds (1,298) and blocks (123). Three Redhawks earned postseason honors from the WAC, including junior center Aaron Menzies (Second Team All-WAC, All-Defensive Team), sophomore guard Matej Kavaz (Second Team All-WAC) and graduate guard Jordan Hill (All-Newcomer Team). Menzies would set an all-time program record with 79 blocks and a modern-day DI record with 302 rebounds.

Hayford has 20 total seasons as a head coach, amassing an overall record of 398-204 (.670). Prior to Seattle U, he had stints at EWU, Whitworth (NCAA DIII) and Sioux Falls (NAIA). He has coached in 11 national postseason tournaments, including six (2003, 2007, 2008, 2009, 2010, 2011) at NCAA Division III Whitworth, three at EWU (2015, 2016, 2017) and two at Seattle U (2018, 2019).

COACH HAYFORD'S YEAR-BY-YEAR RESULTS

YEAR	SCHOOL	OVERALL	PCT	CONFERENCE
1999-00	Sioux Falls	15-15	.500	
2000-01	Sioux Falls	22-12	.647	
Totals at Sioux Falls	(2 seasons)	37-27	.578	
2001-02	Whitworth	20-7	.741	12-4/2nd
2002-03 \$	Whitworth	23-4	.851	13-3/1st
2003-04	Whitworth	19-6	.760	12-4/2nd
2004-05	Whitworth	13-11	.542	9-7/4th
2005-06	Whitworth	20-7	.741	13-3/2nd
2006-07 \$	Whitworth	24-4	.857	13-3/1st
2007-08 \$	Whitworth	21-7	.750	12-4/1st
2008-09 \$	Whitworth	23-6	.793	12-4/2nd
2009-10 \$	Whitworth	26-3	.897	16-0/1st
2010-11 \$	Whitworth	28-2	.933	15-1/1st
Totals at Whitworth	(10 seasons)	217-57	.792	
2011-12	Eastern Washington	15-17	.469	8-8/4th
2012-13	Eastern Washington	10-21	.323	7-13/8th
2013-14	Eastern Washington	15-16	.484	10-10/T6th
2014-15 #	Eastern Washington	26-9	.743	14-4/T1st
2015-16 !	Eastern Washington	18-16	.529	10-8/T5th
2016-17 !	Eastern Washington	22-12	.647	13-5/2nd
Totals at EWU	(6 seasons)	106-91	.538	
2017-18 !	Seattle University	20-14	.588	8-6/4th
2018-19 @	Seattle University	18-15	.545	6-10/7th
Totals at SU	(2 seasons)	38-29	.567	
Total as Head Coach	(20 seasons)	398-204	.670	

\$ - NCAA Division III participant

- NCAA DI Tournament participant, Big Sky Conference Tournament Champions & regular-season co-champions

! - College Basketball Invitational (CBI) Tournament participant

@ - CollegiateInsider.com Tournament (CIT) participant



In 2016-17, Hayford completed his sixth season as the head coach at EWU, leading the Eagles to a 22-12 overall record and a 13-5 mark in Big Sky Conference play. In six seasons with Hayford at the helm, the Eagles went to the NCAA Tournament (2015), the CBI Tournament (2016, 2017), earned a Big Sky regular season co-championship (2015) and won the Big Sky Tournament title (2015). Under Hayford, the Eagles had one Big Sky Conference Player of the Year (Jacob Wiles, 2017), two Big Sky Freshmen of the Year, 12 All-Big Sky selections, seven National Association of Basketball (NABC) All-District selections, two Associated Press honorable mention All-Americans and one NBA Draft pick (Tyler Harvey, 2015).

The building process at EWU hit its stride in 2014-15 when Hayford led the Eagles to a 26-9 mark, including a 14-4 Big Sky record. EWU went on to win the Big Sky Conference Tournament and earn a bid to the NCAA Tournament – the first postseason appearance for the program since 2003-04. The team featured Tyler Harvey, who was the nation's leader in scoring (23.1 ppg) and three-pointers made per game (4.0), and went on to be the program's third all-time NBA Draft pick. For his efforts, Hayford was named Big Sky Co-Coach of the Year.

Before taking over at Eastern Washington in March of 2011, Hayford spent 10 seasons building Whitworth University in Spokane, Wash., into a NCAA Division III powerhouse. In his tenure at the helm of the Pirates, Hayford had a record of 217-57 and a winning percentage of .792. He was the Northwest Conference Coach of the Year five times, and twice was honored by the NABC as the West Region Coach of the Year.

Taking over a program that went 25-24 in the two seasons prior (1999-01), Hayford coached the Pirates to eight 20-win seasons, six appearances in the NCAA Division III Tournament (including the last five seasons in a row), five Northwest Conference titles, three NCAA DIII Sweet 16 appearances (2008, 2010, 2011) and one Elite Eight appearance (2011). At the time he left Whitworth, his career winning percentage ranked among the top 10 among all active NCAA Division III coaches.

Prior to Whitworth, Hayford was head coach at the University of Sioux Falls (S.D.), where he compiled a 37-27 record in two seasons. During his inaugural season (1999-2000), he led the Cougars to their first conference playoff appearance in five years. Hayford's Cougars finished the 2000-01 season at 22-12, setting a school record for wins in a season. Prior to Hayford's arrival, USF was 9-17 in 1998-99.

Hayford served as the top assistant coach at Azusa Pacific University (Calif.) from 1990-99, including eight seasons under Bill Odell. APU won seven consecutive Golden State Athletic Conference titles during that time and advanced to the NAIA Division I Final Four in each of his final two seasons there.

Hayford earned his bachelor's degree in social science from Azusa Pacific in 1989. He earned a master's degree in education from Claremont Graduate School in 1991. Hayford and his wife, Robin, have two adult children, daughter, Jayme, and son, Joseph.



THE LAST TIME SEATTLE UNIVERSITY...

Won at home.....	12/3/19 vs. Incarnate Word, 81-60
Lost at home.....	11/9/19 vs. Eastern Washington, 66-74
Won on the road.....	2/28/19 at California Baptist, 67-65
Lost on the road.....	11/16/19 at Syracuse, 67-89
Won at a neutral site.....	11/26/19 vs. Western Michigan, 59-55 (Orlando)
Lost at a neutral site.....	11/25/19 vs. Bucknell, 70-77 (Orlando)
Won five+ consecutive games.....	six in 2018 (11/23/18-12/6/18)
Won 10+ consecutive games.....	10 in 2008-09 (1/13/09 - 2/27/09)
Won 20+ consecutive games.....	26 in 1953-54
Lost five+ consecutive games.....	5 in 2018-19 (1/3/19 - 1/19/19)
Scored less than 50 points.....	2/14/19 at UTRGV, 44-59
Scored 80-89 points.....	12/3/19 vs. Incarnate Word, 81-60
Scored 90-99 points.....	11/5/19 vs. Pacific Lutheran, 98-64
Scored 100+ points.....	11/12/19 vs. Pacific, 115-81
Won an overtime game.....	3/9/18 vs. Grand Canyon, 83-76 (ot)
Lost an overtime game.....	3/3/18 vs. Central Arkansas, 92-90 (ot)
Defeated a nationally-ranked team.....	1/12/74 vs. #16 UNLV, 82-64
Lost to a nationally-ranked team.....	12/21/11 vs. #24 Virginia, 83-77
Hosted a nationally-ranked team.....	12/21/11 vs. #24 Virginia (L, 77-83)
Shot under 30% FG.....	11/16/16 at Notre Dame, 29.1% (16-55)
Shot 30-39.9% FG.....	11/26/19 vs. Western Michigan, 36.8% (21-57)
Shot 40-49.9% FG.....	12/3/19 vs. Incarnate Word, 41.8% (23-55)
Shot 50-59.9% FG.....	11/12/19 vs. Pacific, 57.6% (34-59)
Shot 60+% FG.....	2/15/18 vs. UTRGV, 60.8% (31-52)
Had 50+ rebounds.....	11/12/17 vs. Puget Sound, 61
Made 10+ 3-Pointers.....	11/30/19 vs. Idaho, 11

THE LAST TIME A SEATTLE U PLAYER...

Scored 25-29 points.....	11/25/19, Terrell Brown vs. Bucknell, 29
Scored 30-39 points.....	11/12/19, Myles Carter vs. Pacific, 37
Scored 40-59 points.....	11/28/09, Charles Garcia vs. Wofford, 41
Scored 60+ points.....	1/30/58, Elgin Baylor vs. Portland, 60
Made 10+ field goals.....	11/25/19, Terrell Brown vs. Bucknell, 10
Made 5+ 3-pointers.....	12/6/18, Matej Kavas vs. Omaha, 6
Had 10-15 rebounds.....	12/3/19, Riley Grigsby vs. Incarnate Word, 10
.....	12/3/19, Terrell Brown vs. Incarnate Word, 10
Had 16-19 rebounds.....	1/6/18, Aaron Menzies vs. Chicago State, 19
Had 20+ rebounds.....	2/15/97, Roger Hammond at Northwest College, 24
Had a double-double.....	12/3/19, Riley Grigsby vs. Incarnate Word (22p, 10r)
.....	12/3/19, Terrell Brown vs. Incarnate Word (14p, 10r)
Led team in pts. & rbs.....	12/3/19, Riley Grigsby vs. Incarnate Word (22p, 10r)
Shot 100% FG (min. 5).....	12/19/16, Morgan Means vs. Southern Utah (5-5)
Shot 100% FT (min. 10).....	12/29/18, Morgan Means at California (16-16)
Had 10+ assists.....	11/23/18, Terrell Brown vs. Denver, 10
Had 5+ steals.....	12/1/18, Morgan Means vs. EWU, 5
Had 5+ blocks.....	11/28/18, Myles Carter vs. Northwest, 7

STATISTICAL NOTEABLES

30-plus Points

37.....	Myles Carter vs. Pacific, 11/12/19
31.....	Terrell Brown vs. Eastern Washington, 11/9/19

20-plus Points

29.....	Terrell Brown vs. Bucknell, 11/25/19
24.....	Terrell Brown at Washington State, 11/7/19
23.....	Terrell Brown at Syracuse, 11/16/19
22.....	Riley Grigsby vs. Incarnate Word, 12/3/19
20.....	Terrell Brown vs. Idaho, 11/30/19

15-plus Rebounds

15.....	Myles Carter vs. Pacific, 11/12/19
---------	------------------------------------

5-plus Assists

9.....	Terrell Brown vs. Pacific Lutheran, 11/5/19
8.....	Terrell Brown vs. Western Michigan, 11/26/19
6.....	Terrell Brown vs. Pacific, 11/12/19
6.....	Mattia Da Campo vs. Pacific, 11/12/19
5.....	Aaron Nettles vs. Pacific, 11/12/19
5.....	Morgan Means at Syracuse, 11/16/19
5.....	Terrell Brown vs. Incarnate Word, 12/3/19

5-plus Steals

.....	
-------	--

5-plus Blocks


.....	
-------	--

DOUBLE-DOUBLES

Terrell Brown (31p, 13r).....	vs. Eastern Washington, 11/9/19
Myles Carter (37p, 15r).....	vs. Pacific, 11/12/19
Myles Carter (10p, 10r).....	at Syracuse, 11/16/19
Myles Carter (14p, 10r).....	vs. Western Michigan, 11/26/19
Riley Grigsby (22p, 10r).....	vs. Incarnate Word, 12/3/19
Terrell Brown (14p, 10r).....	vs. Incarnate Word, 12/3/19



SPEED CHART



RIP ECONOMOU
6-8 • 190 • G • SO



MYLES CARTER
6-9 • 230 • F • S-JR




TREY HOPKINS
6-3 • 180 • G • SO



JOE WALL
6-7 • 215 • F • SO




AARON NETTLES
6-0 • 175 • G • JR



RILEY GRIGSBY
6-6 • 220 • G/F • SO



MATTIA DA CAMPO
6-5 • 210 • G • SR




MORGAN MEANS
6-3 • 175 • G • SR



MATT VAIL
6-5 • 190 • F • SO



JORDAN DALLAS
6-10 • 220 • C • GR




TERRELL BROWN
6-1 • 175 • G • R-JR



DELANTE JONES
6-5 • 195 • G • S-JR



CADE ALGER
6-9 • 190 • F • FR




MIKKEL HAUGE
6-4 • 200 • G • FR



ANAND HUNDAL
6-10 • 230 • F • SR




DOVY PINSKUS
6-7 • 195 • G • FR



JAREN NAFARRETE
5-7 • 140 • G • FR



JIM HAYFORD
HEAD COACH



CHRIS VICTOR
ASSOCIATE HEAD COACH



ALEX PRIBBLE
ASSOCIATE HEAD COACH



SAM KIRBY
ASSISTANT COACH



MIKE ODLAND
DIRECTOR OF OPS



PATRICK MULLIGAN
DIRECTOR OF PLAYER DEV



Seattle University Basketball
Seattle U Combined Team Statistics (as of Dec 05, 2019)
All games

RECORD:	OVERALL	HOME	AWAY	NEUTRAL
ALL GAMES	5-5	4-1	0-3	1-1
CONFERENCE	0-0	0-0	0-0	0-0
NON-CONFERENCE	5-5	4-1	0-3	1-1

#	Player	gp-gs	min	avg	Total		3-Point		F-Throw		Rebounds								a	to	blk	stl	pts	avg					
					fg-fga	fg%	3fg-fga	3fg%	ft-fa	ft%	off	def	tot	avg	pf	dq													
23	Brown, Terrell	10-10	336	33.6	84-181	.464	7-20	.350	35-46	.761	12	57	69	6.9	20	0	47	23	1	14	210	21.0							
01	Carter, Myles	10-10	290	29.0	38-72	.528	1-5	.200	39-52	.750	24	54	78	7.8	25	0	3	23	14	6	116	11.6							
13	Means, Morgan	8-8	260	32.5	22-73	.301	7-29	.241	20-22	.909	11	30	41	5.1	23	1	18	18	0	13	71	8.9							
24	Jones, Delante	10-10	245	24.5	24-80	.300	15-49	.306	13-18	.722	12	25	37	3.7	26	1	4	17	2	2	76	7.6							
10	Nettles, Aaron	10-0	201	20.1	17-53	.321	11-36	.306	25-31	.806	3	10	13	1.3	13	0	14	5	0	8	70	7.0							
11	Grigsby, Riley	4-3	86	21.5	8-20	.400	3-11	.273	8-9	.889	5	11	16	4.0	11	0	0	7	4	2	27	6.8							
12	Da Campo, Mattia	10-4	212	21.2	14-29	.483	4-14	.286	10-15	.667	16	24	40	4.0	25	1	14	8	1	9	42	4.2							
21	Dallas, Jordan	10-2	86	8.6	13-26	.500	6-16	.375	8-9	.889	5	15	20	2.0	14	0	1	5	3	0	40	4.0							
02	Hopkins, Trey	9-1	98	10.9	13-31	.419	1-14	.071	9-12	.750	3	10	13	1.4	9	0	2	4	0	3	36	4.0							
00	Economou, Rip	9-2	78	8.7	8-26	.308	2-17	.118	2-2	1.000	1	8	9	1.0	9	0	1	4	0	3	20	2.2							
34	Hundal, Anand	9-0	61	6.8	6-12	.500	0-4	.000	3-3	1.000	6	8	14	1.6	7	0	1	2	1	0	15	1.7							
33	Hauge, Mikkell	6-0	26	4.3	3-4	.750	1-1	1.000	2-4	.500	0	2	2	0.3	1	0	3	3	0	0	9	1.5							
35	Pinskus, Dovy	5-0	21	4.2	1-3	.333	0-0	.000	2-2	1.000	0	3	3	0.6	0	0	1	2	1	0	4	0.8							
Team											12	20	32												1				
Total.....		10	2000	251-610		.411	58-216	.269	176-225	.782	110	277	387	38.7	183	3	109	122	27	60	736	73.6							
Opponents.....		10	2000	241-604		.399	70-253	.277	153-217	.705	97	260	357	35.7	199	-	117	123	24	64	705	70.5							

TEAM STATISTICS	SU	OPP	Date	Opponent	Score	Att.
SCORING	736	705	11/05/19	PACIFIC LUTHERAN	w 98-64	828
Points per game	73.6	70.5	11/07/19	at Washington St.	L 54-85	2810
Scoring margin	+3.1	-	11/09/19	EASTERN WASH.	L 66-74	999
FIELD GOALS-ATT	251-610	241-604	11/12/19	PACIFIC (OR)	w 115-81	921
Field goal pct	.411	.399	# 11/16/19	at Syracuse	L 67-89	21487
3 POINT FG-ATT	58-216	70-253	# 11/19/19	at Ole Miss	L 52-65	6316
3-point FG pct	.269	.277	@ 11/25/19	vs Bucknell	L 70-77	250
3-pt FG made per game	5.8	7.0	@ 11/26/19	vs Western Mich.	w 59-55	250
FREE THROWS-ATT	176-225	153-217	11/30/19	IDAHO	w 74-55	863
Free throw pct	.782	.705	12/03/19	INCARNATE WORD	w 81-60	820
F-Throws made per game	17.6	15.3	* - Conference game			
REBOUNDS	387	357				
Rebounds per game	38.7	35.7				
Rebounding margin	+3.0	-				
ASSISTS	109	117				
Assists per game	10.9	11.7				
TURNOVERS	122	123				
Turnovers per game	12.2	12.3				
Turnover margin	+0.1	-				
Assist/turnover ratio	0.9	1.0				
STEALS	60	64				
Steals per game	6.0	6.4				
BLOCKS	27	24				
Blocks per game	2.7	2.4				
ATTENDANCE	4431	31113				
Home games-Avg/Game	5-886	3-10204				
Neutral site-Avg/Game	-	2-250				

Score by Periods	1st	2nd	Totals
Seattle U	336	400	736
Opponents	325	380	705



Seattle University Basketball
Seattle U Season Schedule/Results & Leaders (as of Dec 05, 2019)
All games

RECORD:	OVERALL	HOME	AWAY	NEUTRAL
ALL GAMES	5-5	4-1	0-3	1-1
CONFERENCE	0-0	0-0	0-0	0-0
NON-CONFERENCE	5-5	4-1	0-3	1-1

Date	Opponent		Score		Att.	High Points	High Rebounds
11/05/19	PACIFIC LUTHERAN	W	98-64		828	(16)Brown, Terrell	(8)Brown, Terrell
11/07/19	at Washington St.		54-85	L	2810	(24)Brown, Terrell	(8)Brown, Terrell
							(8)Da Campo, Mattia
11/09/19	EASTERN WASH.		66-74	L	999	(31)Brown, Terrell	(13)Brown, Terrell
11/12/19	PACIFIC (OR)	W	115-81		921	(37)Carter, Myles	(15)Carter, Myles
11/16/19	#at Syracuse		67-89	L	21487	(23)Brown, Terrell	(10)Carter, Myles
11/19/19	#at Ole Miss		52-65	L	6316	(17)Brown, Terrell	(6)Means, Morgan
							(6)Jones, Delante
11/25/19	@vs Bucknell		70-77	L	250	(29)Brown, Terrell	(9)Carter, Myles
11/26/19	@vs Western Mich.	W	59-55		250	(17)Brown, Terrell	(10)Carter, Myles
11/30/19	IDAHO	W	74-55		863	(20)Brown, Terrell	(10)Carter, Myles
12/03/19	INCARNATE WORD	W	81-60		820	(22)Grigsby, Riley	(10)Brown, Terrell
							(10)Grigsby, Riley

* - Conference game

Attendance Summary	Games	Attend	Avg/Game
Home	5	4431	886
Away	3	30613	10204
Neutral	2	500	250
Total	10	35544	3554



Seattle University Basketball
Seattle U Team Game-by-Game (as of Dec 05, 2019)
All games

TEAM STATISTICS

Opponent	Date	Score		Total		3-Pointers		Free throws		Rebounds				pf	a	t/o	blk	stl	pts	avg
				fg-fga	pct	3fg-fga	pct	ft-fa	pct	off	def	tot	avg							
PACIFIC LUTHERAN	11/05/19	98-64	W	38-67	.567	8-28	.286	14-19	.737	15	28	43	43.0	14	17	9	3	5	98	98.0
at Washington St.	11/07/19	54-85	L	20-59	.339	1-15	.067	13-19	.684	9	30	39	41.0	14	4	12	4	1	54	76.0
EASTERN WASH.	11/09/19	66-74	L	24-68	.353	3-17	.176	15-22	.682	13	33	46	42.7	24	5	10	0	10	66	72.7
PACIFIC (OR)	11/12/19	115-81	W	34-59	.576	4-20	.200	43-51	.843	8	41	49	44.2	18	23	23	6	5	115	83.2
at Syracuse	11/16/19	67-89	L	23-62	.371	8-25	.320	13-14	.929	9	21	30	41.4	26	14	13	0	8	67	80.0
at Ole Miss	11/19/19	52-65	L	16-56	.286	4-17	.235	16-18	.889	12	19	31	39.7	17	7	12	3	6	52	75.3
vs Bucknell	11/25/19	70-77	L	24-62	.387	6-17	.353	16-20	.800	9	23	32	38.6	21	7	8	1	4	70	74.6
vs Western Mich.	11/26/19	59-55	W	21-57	.368	6-22	.273	11-19	.579	11	24	35	38.1	14	9	8	4	5	59	72.6
IDAHO	11/30/19	74-55	W	28-65	.431	11-33	.333	7-12	.583	8	25	33	37.6	14	11	11	3	10	74	72.8
INCARNATE WORD	12/03/19	81-60	W	23-55	.418	7-22	.318	28-31	.903	16	33	49	38.7	21	12	16	3	6	81	73.6
Seattle U		736		251-610	.411	58-216	.269	176-225	.782	110	277	387	38.7	183	109	122	27	60	736	73.6
Opponents		705		241-604	.399	70-253	.277	153-217	.705	97	260	357	35.7	199	117	123	24	64	705	70.5

Games played: 10
Points/game: 73.6
FG Pct: 41.1
3FG Pct: 26.9
FT Pct: 78.2

Rebounds/game: 38.7
Assists/game: 10.9
Turnovers/game: 12.2
Assist/turnover ratio: 0.9
Steals/game: 6.0
Blocks/game: 2.7



Seattle University Basketball
Seattle U Points-Rebounds-Assists (as of Dec 05, 2019)
All games

				00	01	02	10	11	12	13
Opponent	Date	Score		ECONOMOU,R	CARTER,MYL	HOPKINS,TR	NETTLES,AA	GRIGSBY,RI	DA CAMPO,M	MEANS,MORG
PACIFIC LUTHERAN	11/05/19	98-64	w	7-2-0	9-6-0	11-3-0	5-2-2	DNP	8-7-2	DNP
at Washington St.	11/07/19	54-85	L	0-1-0	8-3-0	10-0-0	4-0-1	DNP	1-8-0	7-3-0
EASTERN WASH.	11/09/19	66-74	L	0-0-0	11-6-0	3-1-0	3-0-0	DNP	0-4-1	10-7-0
PACIFIC (OR)	11/12/19	115-81	w	7-4-1	37-15-1	7-6-2	16-2-5	DNP	8-4-6	DNP
at Syracuse	11/16/19	67-89	L	0-0-0	10-10-0	4-1-0	7-3-3	DNP	3-3-3	5-2-5
at Ole Miss	11/19/19	52-65	L	4-0-0	6-5-1	0-1-0	6-0-1	DNP	5-5-0	7-6-1
vs Bucknell	11/25/19	70-77	L	DNP	9-9-0	0-0-0	10-3-1	2-3-0	0-1-0	13-8-4
vs Western Mich.	11/26/19	59-55	w	0-0-0	14-10-0	0-0-0	1-1-1	3-1-0	5-3-0	7-5-0
IDAHO	11/30/19	74-55	w	0-0-0	7-10-0	DNP	15-1-0	0-2-0	10-2-2	9-5-4
INCARNATE WORD	12/03/19	81-60	w	2-2-0	5-4-1	1-1-0	3-1-0	22-10-0	2-3-0	13-5-4

				21	23	24	33	34	35
Opponent	Date	Score		DALLAS,JOR	BROWN,TERR	JONES,DELA	HAUGE,MIKK	HUNDAL,ANA	PINSKUS,DO
PACIFIC LUTHERAN	11/05/19	98-64	w	10-5-0	16-8-9	15-1-1	7-1-2	6-3-0	4-1-1
at Washington St.	11/07/19	54-85	L	0-1-0	24-8-2	0-4-1	0-1-0	0-0-0	0-0-0
EASTERN WASH.	11/09/19	66-74	L	2-3-0	31-13-4	6-3-0	DNP	0-0-0	DNP
PACIFIC (OR)	11/12/19	115-81	w	7-2-0	19-4-6	8-5-0	2-0-1	4-4-1	0-1-0
at Syracuse	11/16/19	67-89	L	3-1-0	23-7-3	12-1-0	0-0-0	0-2-0	0-0-0
at Ole Miss	11/19/19	52-65	L	0-2-0	17-1-4	7-6-0	0-0-0	0-1-0	DNP
vs Bucknell	11/25/19	70-77	L	0-0-0	29-3-2	7-5-0	DNP	0-0-0	DNP
vs Western Mich.	11/26/19	59-55	w	0-0-0	17-8-8	12-6-0	DNP	DNP	DNP
IDAHO	11/30/19	74-55	w	11-1-0	20-7-4	2-4-1	DNP	0-1-0	DNP
INCARNATE WORD	12/03/19	81-60	w	7-5-1	14-10-5	7-2-1	0-0-0	5-3-0	0-1-0



#00 Economou, Rip

Opponent	Date	gs	min	Total		3-Pointers		Free throws		Rebounds				pf	a	t/o	blk	stl	pts	avg	
				fg-fga	pct	3fg-fga	pct	ft-fta	pct	off	def	tot	avg								
PACIFIC LUTHERAN	11/05/19	*	26	3-9	.333	1-7	.143	0-0	.000	0	2	2	2.0	2	0	0	0	3	7	7.0	
at Washington St.	11/07/19		10	0-1	.000	0-1	.000	0-0	.000	1	0	1	1.5	2	0	0	0	0	0	3.5	
EASTERN WASH.	11/09/19		1	0-0	.000	0-0	.000	0-0	.000	0	0	0	1.0	0	0	0	0	0	0	2.3	
PACIFIC (OR)	11/12/19	*	22	3-8	.375	1-4	.250	0-0	.000	0	4	4	1.8	0	1	3	0	0	7	3.5	
at Syracuse	11/16/19		7	0-3	.000	0-3	.000	0-0	.000	0	0	0	1.4	3	0	0	0	0	0	2.8	
at Ole Miss	11/19/19		1	1-1	1.000	0-0	.000	2-2	1.000	0	0	0	1.2	0	0	0	0	0	4	3.0	
vs Western Mich.	11/26/19		2	0-1	.000	0-0	.000	0-0	.000	0	0	0	1.0	0	0	0	0	0	0	2.6	
IDAHO	11/30/19		3	0-0	.000	0-0	.000	0-0	.000	0	0	0	0.9	2	0	0	0	0	0	2.3	
INCARNATE WORD	12/03/19		6	1-3	.333	0-2	.000	0-0	.000	0	2	2	1.0	0	0	1	0	0	2	2.2	
Totals			2	78	8-26	.308	2-17	.118	2-2	1.000	1	8	9	1.0	9	1	4	0	3	20	2.2

Games played: 9
Minutes/game: 8.7
Points/game: 2.2
FG Pct: 30.8
3FG Pct: 11.8
FT Pct: 100.0

Rebounds/game: 1.0
Assists/game: 0.1
Turnovers/game: 0.4
Assist/turnover ratio: 0.3
Steals/game: 0.3

CAREER STATS

			Total		3-Point		Rebounds										
Year	GP-GS	Min/Avg	FG-FGA	Pct	FG-FGA	Pct	FT-FTA	Pct	Off-Def	Tot	Avg	PF-FO	Ast	TO	Blk	Stl	Pts/Avg
2018-19	15-0	64/4.3	7-27	.259	6-24	.250	3-5	.600	4-2	6	0.4	15-0	0	2	1	0	23/1.5
2019-20	9-2	78/8.7	8-26	.308	2-17	.118	2-2	1.000	1-8	9	1.0	9-0	1	4	0	3	20/2.2
TOTAL	24-2	142/5.9	15-53	.283	8-41	.195	5-7	.714	5-10	15	0.6	24-0	1	6	1	3	43/1.8

SINGLE-GAME HIGHS

Points: 9, Prairie View -- 12/20/18
Rebounds: 4, Pacific (OR) -- 11/12/19
Assists: 1, Pacific (OR) -- 11/12/19
Steals: 3, Pacific Lutheran -- 11/05/19
Blocks: 1, Utah Valley -- 02/26/19
FG made: 3, 4 times
3FG attempts: 7, Pacific Lutheran -- 11/05/19
FT made: 2, at CSU Bakersfield -- 01/03/19
FT attempts: 2, at CSU Bakersfield -- 01/03/19 ; Puget Sound -- 11/08/18



#01 Carter, Myles

Opponent	Date	gs	min	Total		3-Pointers		Free throws		Rebounds				pf	a	t/o	blk	stl	pts	avg
				fg-fga	pct	3fg-fga	pct	ft-fa	pct	off	def	tot	avg							
PACIFIC LUTHERAN	11/05/19	*	18	3-4	.750	0-1	.000	3-4	.750	1	5	6	6.0	1	0	2	1	0	9	9.0
at Washington St.	11/07/19	*	30	3-7	.429	0-1	.000	2-2	1.000	2	1	3	4.5	0	0	1	4	0	8	8.5
EASTERN WASH.	11/09/19	*	27	4-8	.500	0-0	.000	3-4	.750	1	5	6	5.0	4	0	1	0	2	11	9.3
PACIFIC (OR)	11/12/19	*	31	11-12	.917	0-0	.000	15-17	.882	4	11	15	7.5	4	1	4	2	1	37	16.3
at Syracuse	11/16/19	*	35	4-11	.364	0-0	.000	2-2	1.000	4	6	10	8.0	1	0	3	0	0	10	15.0
at Ole Miss	11/19/19	*	30	1-3	.333	0-0	.000	4-4	1.000	1	4	5	7.5	4	1	1	2	2	6	13.5
vs Bucknell	11/25/19	*	35	4-6	.667	1-1	1.000	0-0	.000	3	6	9	7.7	4	0	2	0	0	9	12.9
vs Western Mich.	11/26/19	*	33	4-10	.400	0-0	.000	6-10	.600	4	6	10	8.0	2	0	4	3	1	14	13.0
IDAHO	11/30/19	*	32	3-5	.600	0-1	.000	1-5	.200	3	7	10	8.2	1	0	3	0	0	7	12.3
INCARNATE WORD	12/03/19	*	19	1-6	.167	0-1	.000	3-4	.750	1	3	4	7.8	4	1	2	2	0	5	11.6
Totals		10	290	38-72	.528	1-5	.200	39-52	.750	24	54	78	7.8	25	3	23	14	6	116	11.6

Games played: 10
Minutes/game: 29.0
Points/game: 11.6
FG Pct: 52.8
3FG Pct: 20.0
FT Pct: 75.0

Rebounds/game: 7.8
Assists/game: 0.3
Turnovers/game: 2.3
Assist/turnover ratio: 0.1
Steals/game: 0.6
Blocks/game: 1.4

CAREER STATS

Year	GP-GS	Min/Avg	Total		3-Point		FT-FTA		Rebounds				PF-FO	Ast	TO	Blk	Stl	Pts/Avg
			FG-FGA	Pct	FG-FGA	Pct	FT-FTA	Pct	Off-Def	Tot	Avg							
2015-16*	9-0	32/3.6	2-2	1.000	0-0	.000	1-4	.250	3-3	6	0.7	5-0	1	3	1	0		5/0.6
2016-17*	5-0	33/6.6	2-7	.286	0-0	.000	0-1	.000	2-5	7	1.4	17-0	8	13	0	11		4/0.8
2018-19	33-33	974/29.5	163-342	.477	6-15	.400	94-151	.623	77-183	260	7.9	121-9	16	74	60	5		426/12.9
2019-20	10-10	290/29.0	38-72	.528	1-5	.200	39-52	.750	24-54	78	7.8	25-0	3	23	14	6		116/11.6
TOTAL	43-43	1264/29.4	201-414	.486	7-20	.350	133-203	.655	101-237	338	7.9	146-9	19	97	74	11		542/12.6
All*	57-43	1329/23.3	205-423	.485	7-20	.350	134-208	.644	106-245	351	6.2	168-9	28	113	75	22		551/9.7

* Statistics from prior team/school

SINGLE-GAME HIGHS

Points: 37, Pacific (OR) -- 11/12/19
Rebounds: 15, UTRGV -- 01/19/19 ; Pacific (OR) -- 11/12/19
Assists: 2, 5 times
Steals: 2, at Ole Miss -- 11-19-19 ; Eastern Wash. -- 11/09/19 ; at Portland -- 12/17/18
Blocks: 7, Northwest (WA) -- 11/28/18
FG made: 11, Pacific (OR) -- 11/12/19 ; at California -- 12/29/18
FG attempts: 19, UTRGV -- 01/19/19
3FG made: 1, 7 times
3FG attempts: 3, Utah Valley -- 02/26/19
FT made: 15, Pacific (OR) -- 11/12/19
FT attempts: 17, Pacific (OR) -- 11/12/19



#02 Hopkins, Trey

Opponent	Date	gs	min	Total		3-Pointers		Free throws		Rebounds				pf	a	t/o	blk	stl	pts	avg
				fg-fga	pct	3fg-fga	pct	ft-fga	pct	off	def	tot	avg							
PACIFIC LUTHERAN	11/05/19	*	27	5-10	.500	0-4	.000	1-2	.500	2	1	3	3.0	3	0	1	0	1	11	11.0
at Washington St.	11/07/19		13	3-5	.600	0-1	.000	4-4	1.000	0	0	0	1.5	0	0	0	0	0	10	10.5
EASTERN WASH.	11/09/19		20	1-6	.167	0-4	.000	1-2	.500	0	1	1	1.3	1	0	0	0	1	3	8.0
PACIFIC (OR)	11/12/19		19	3-8	.375	1-4	.250	0-0	.000	0	6	6	2.5	1	2	3	0	1	7	7.8
at Syracuse	11/16/19		4	1-1	1.000	0-0	.000	2-2	1.000	1	0	1	2.2	0	0	0	0	0	4	7.0
at Ole Miss	11/19/19		7	0-0	.000	0-0	.000	0-0	.000	0	1	1	2.0	1	0	0	0	0	0	5.8
vs Bucknell	11/25/19		0	0-0	.000	0-0	.000	0-0	.000	0	0	0	1.7	0	0	0	0	0	0	5.0
vs Western Mich.	11/26/19		3	0-0	.000	0-0	.000	0-0	.000	0	0	0	1.5	0	0	0	0	0	0	4.4
INCARNATE WORD	12/03/19		5	0-1	.000	0-1	.000	1-2	.500	0	1	1	1.4	3	0	0	0	0	1	4.0
Totals		1	98	13-31	.419	1-14	.071	9-12	.750	3	10	13	1.4	9	2	4	0	3	36	4.0

Games played: 9
Minutes/game: 10.9
Points/game: 4.0
FG Pct: 41.9
3FG Pct: 7.1
FT Pct: 75.0

Rebounds/game: 1.4
Assists/game: 0.2
Turnovers/game: 0.4
Assist/turnover ratio: 0.5
Steals/game: 0.3

CAREER STATS

Year	GP-GS	Min/Avg	Total		3-Point		FT-FTA	Pct	Off-Def	Tot	Avg	PF-FO	Ast	TO	Blk	Stl	Pts/Avg
			FG-FGA	Pct	FG-FGA	Pct											
2018-19	18-2	136/7.6	17-40	.425	3-16	.188	3-5	.600	11-10	21	1.2	14-0	4	7	0	2	40/2.2
2019-20	9-1	98/10.9	13-31	.419	1-14	.071	9-12	.750	3-10	13	1.4	9-0	2	4	0	3	36/4.0
TOTAL	27-3	234/8.7	30-71	.423	4-30	.133	12-17	.706	14-20	34	1.3	23-0	6	11	0	5	76/2.8

SINGLE-GAME HIGHS

Points: 12, Northwest (WA) -- 11/28/18
Rebounds: 6, Pacific (OR) -- 11/12/19
Assists: 2, California Baptist -- 02/02/19 ; Pacific (OR) -- 11/12/19
Steals: 1, 6 times
FG made: 5, Pacific Lutheran -- 11/05/19 ; Northwest (WA) -- 11/28/18
FG attempts: 10, Pacific Lutheran -- 11/05/19
3FG made: 2, Northwest (WA) -- 11/28/18
3FG attempts: 4, 4 times
FT made: 4, at Washington St. -- 11/07/19
FT attempts: 4, at Washington St. -- 11/07/19



#10 Nettles, Aaron

Opponent	Date	gs	min	Total		3-Pointers		Free throws		Rebounds				pf	a	t/o	blk	stl	pts	avg
				fg-fga	pct	3fg-fga	pct	ft-fa	pct	off	def	tot	avg							
PACIFIC LUTHERAN	11/05/19		19	2-8	.250	1-5	.200	0-0	.000	1	1	2	2.0	2	2	0	0	0	5	5.0
at Washington St.	11/07/19		13	1-3	.333	0-1	.000	2-3	.667	0	0	0	1.0	0	1	0	0	0	4	4.5
EASTERN WASH.	11/09/19		21	1-2	.500	0-1	.000	1-2	.500	0	0	0	0.7	0	0	1	0	1	3	4.0
PACIFIC (OR)	11/12/19		21	0-4	.000	0-4	.000	16-18	.889	0	2	2	1.0	4	5	0	0	1	16	7.0
at Syracuse	11/16/19		23	2-3	.667	2-3	.667	1-1	1.000	1	2	3	1.4	1	3	2	0	1	7	7.0
at Ole Miss	11/19/19		27	2-9	.222	2-5	.400	0-0	.000	0	0	0	1.2	1	1	1	0	0	6	6.8
vs Bucknell	11/25/19		23	2-5	.400	2-4	.500	4-5	.800	1	2	3	1.4	3	1	0	0	1	10	7.3
vs Western Mich.	11/26/19		12	0-1	.000	0-1	.000	1-2	.500	0	1	1	1.4	0	1	0	0	0	1	6.5
IDAHO	11/30/19		31	6-16	.375	3-10	.300	0-0	.000	0	1	1	1.3	2	0	0	0	4	15	7.4
INCARNATE WORD	12/03/19		11	1-2	.500	1-2	.500	0-0	.000	0	1	1	1.3	0	0	1	0	0	3	7.0
Totals		0	201	17-53	.321	11-36	.306	25-31	.806	3	10	13	1.3	13	14	5	0	8	70	7.0

Games played: 10
Minutes/game: 20.1
Points/game: 7.0
FG Pct: 32.1
3FG Pct: 30.6
FT Pct: 80.6

Rebounds/game: 1.3
Assists/game: 1.4
Turnovers/game: 0.5
Assist/turnover ratio: 2.8
Steals/game: 0.8

CAREER STATS

Year	GP-GS	Min/Avg	Total		3-Point		FT-FTA	Pct	Rebounds				PF-FO	Ast	TO	Blk	Stl	Pts/Avg
			FG-FGA	Pct	FG-FGA	Pct			Off-Def	Tot	Avg							
2017-18	32-2	244/7.6	25-60	.417	20-52	.385	13-17	.765	4-17	21	0.7	21-0	9	10	0	6		83/2.6
2018-19	29-3	366/12.6	29-62	.468	22-50	.440	10-14	.714	2-16	18	0.6	39-0	11	13	0	16		90/3.1
2019-20	10-0	201/20.1	17-53	.321	11-36	.306	25-31	.806	3-10	13	1.3	13-0	14	5	0	8		70/7.0
TOTAL	71-5	811/11.4	71-175	.406	53-138	.384	48-62	.774	9-43	52	0.7	73-0	34	28	0	30		243/3.4

SINGLE-GAME HIGHS

Points: 20, Pacific Lutheran -- 12/04/17
Rebounds: 3, 5 times
Assists: 5, Pacific (OR) -- 11/12/19
Steals: 2, 5 times
FG made: 7, Pacific Lutheran -- 12/04/17
FG attempts: 14, Pacific Lutheran -- 12/04/17
3FG made: 6, Pacific Lutheran -- 12/04/17
3FG attempts: 12, Pacific Lutheran -- 12/04/17
FT made: 16, Pacific (OR) -- 11/12/19
FT attempts: 18, Pacific (OR) -- 11/12/19



#11 Grigsby, Riley

Opponent	Date	gs	min	Total		3-Pointers		Free throws		Rebounds				pf	a	t/o	blk	stl	pts	avg
				fg-fga	pct	3fg-fga	pct	ft-fga	pct	off	def	tot	avg							
at Ole Miss	11/19/19		dnp	-	-	-	-	-	-	-	-	-	-	-	-	-	-	-	-	-
vs Bucknell	11/25/19		27	1-5	.200	0-2	.000	0-0	.000	1	2	3	3.0	4	0	2	1	0	2	2.0
vs Western Mich.	11/26/19	*	22	1-5	.200	0-4	.000	1-2	.500	0	1	1	2.0	3	0	1	0	0	3	2.5
IDAHO	11/30/19	*	6	0-1	.000	0-0	.000	0-0	.000	0	2	2	2.0	1	0	1	2	0	0	1.7
INCARNATE WORD	12/03/19	*	31	6-9	.667	3-5	.600	7-7	1.000	4	6	10	4.0	3	0	3	1	2	22	6.8
Totals		3	86	8-20	.400	3-11	.273	8-9	.889	5	11	16	4.0	11	0	7	4	2	27	6.8

Games played: 4
Minutes/game: 21.5
Points/game: 6.8
FG Pct: 40.0
3FG Pct: 27.3
FT Pct: 88.9

Rebounds/game: 4.0
Turnovers/game: 1.8
Steals/game: 0.5
Blocks/game: 1.0

CAREER STATS

		Total		3-Point		Rebounds											
Year	GP-GS	Min/Avg	FG-FGA	Pct	FG-FGA	Pct	FT-FTA	Pct	Off-Def	Tot	Avg	PF-FO	Ast	TO	Blk	Stl	Pts/Avg
2018-19	30-7	517/17.2	46-96	.479	9-30	.300	28-39	.718	19-58	77	2.6	75-2	16	17	20	8	129/4.3
2019-20	4-3	86/21.5	8-20	.400	3-11	.273	8-9	.889	5-11	16	4.0	11-0	0	7	4	2	27/6.8
TOTAL	34-10	603/17.7	54-116	.466	12-41	.293	36-48	.750	24-69	93	2.7	86-2	16	24	24	10	156/4.6

SINGLE-GAME HIGHS

Points: 22, Incarnate Word -- 12/03/19
Rebounds: 10, Incarnate Word -- 12/03/19
Assists: 3, UMKC -- 02/21/19
Steals: 2, vs Grand Canyon -- 03/14/19 ; Incarnate Word -- 12/03/19
Blocks: 3, Omaha -- 12/06/18
FG made: 6, Incarnate Word -- 12/03/19
FG attempts: 9, Incarnate Word -- 12/03/19
3FG made: 3, UMKC -- 02/21/19 ; Incarnate Word -- 12/03/19
3FG attempts: 5, CSU Bakersfield -- 03/07/19 ; Incarnate Word -- 12/03/19
FT made: 7, Incarnate Word -- 12/03/19
FT attempts: 7, Incarnate Word -- 12/03/19



#12 Da Campo, Mattia

Opponent	Date	gs	min	Total		3-Pointers		Free throws		Rebounds				pf	a	t/o	blk	stl	pts	avg
				fg-fga	pct	3fg-fga	pct	ft-fa	pct	off	def	tot	avg							
PACIFIC LUTHERAN	11/05/19		19	4-6	.667	0-0	.000	0-0	.000	4	3	7	7.0	2	2	1	0	0	8	8.0
at Washington St.	11/07/19	*	27	0-1	.000	0-1	.000	1-3	.333	1	7	8	7.5	2	0	1	0	1	1	4.5
EASTERN WASH.	11/09/19	*	22	0-3	.000	0-2	.000	0-0	.000	1	3	4	6.3	3	1	0	0	0	0	3.0
PACIFIC (OR)	11/12/19		22	1-1	1.000	0-0	.000	6-8	.750	3	1	4	5.8	2	6	0	0	0	8	4.3
at Syracuse	11/16/19		19	1-1	1.000	1-1	1.000	0-0	.000	0	3	3	5.2	5	3	0	0	2	3	4.0
at Ole Miss	11/19/19	*	31	2-4	.500	1-2	.500	0-0	.000	3	2	5	5.2	2	0	2	1	2	5	4.2
vs Bucknell	11/25/19	*	11	0-4	.000	0-4	.000	0-0	.000	0	1	1	4.6	3	0	1	0	1	0	3.6
vs Western Mich.	11/26/19		22	2-4	.500	1-3	.333	0-0	.000	1	2	3	4.4	3	0	0	0	2	5	3.8
IDAHO	11/30/19		24	3-4	.750	1-1	1.000	3-4	.750	1	1	2	4.1	2	2	1	0	1	10	4.4
INCARNATE WORD	12/03/19		15	1-1	1.000	0-0	.000	0-0	.000	2	1	3	4.0	1	0	2	0	0	2	4.2
Totals		4	212	14-29	.483	4-14	.286	10-15	.667	16	24	40	4.0	25	14	8	1	9	42	4.2

Games played: 10
Minutes/game: 21.2
Points/game: 4.2
FG Pct: 48.3
3FG Pct: 28.6
FT Pct: 66.7

Rebounds/game: 4.0
Assists/game: 1.4
Turnovers/game: 0.8
Assist/turnover ratio: 1.8
Steals/game: 0.9
Blocks/game: 0.1

CAREER STATS

Year	GP-GS	Min/Avg	Total		3-Point		FT-FTA	Pct	Rebounds				PF-FO	Ast	TO	Blk	Stl	Pts/Avg
			FG-FGA	Pct	FG-FGA	Pct			Pct	Off-Def	Tot	Avg						
2016-17	16-0	139/8.7	9-14	.643	1-3	.333	5-10	.500	.636	6-11	17	1.1	19-0	14	17	0	3	24/1.5
2017-18	27-1	198/7.3	15-24	.625	4-9	.444	7-11	.636	.636	16-29	45	1.7	29-0	17	7	0	9	41/1.5
2018-19	31-15	574/18.5	37-72	.514	9-19	.474	34-51	.667	.667	64-70	134	4.3	49-3	24	30	1	8	117/3.8
2019-20	10-4	212/21.2	14-29	.483	4-14	.286	10-15	.667	.667	16-24	40	4.0	25-1	14	8	1	9	42/4.2
TOTAL	84-20	1123/13.4	75-139	.540	18-45	.400	56-87	.644	.644	102-134	236	2.8	122-4	69	62	2	29	224/2.7

SINGLE-GAME HIGHS

Points: 15, Pacific Lutheran -- 12/04/17
Rebounds: 14, at California Baptist -- 02/28/19
Assists: 6, Pacific (OR) -- 11/12/19
Steals: 3, Puget Sound -- 11/12/17 ; Pacific Lutheran -- 12/04/17
Blocks: 1, Grand Canyon -- 03/09/19 ; at Ole Miss -- 11-19-19
FG made: 6, Pacific Lutheran -- 12/04/17
FG attempts: 10, Pacific Lutheran -- 12/04/17
3FG made: 2, California Baptist -- 02/02/19 ; at California Baptist -- 02/28/19 ; Pacific Lutheran -- 12/04/17
3FG attempts: 6, Pacific Lutheran -- 12/04/17
FT made: 6, at Utah Valley -- 01/12/19 ; CSU Bakersfield -- 03/07/19 ; Pacific (OR) -- 11/12/19
FT attempts: 8, Pacific (OR) -- 11/12/19



#13 Means, Morgan

Opponent	Date	gs	min	Total		3-Pointers		Free throws		Rebounds				pf	a	t/o	blk	stl	pts	avg
				fg-fga	pct	3fg-fga	pct	ft-fga	pct	off	def	tot	avg							
at Washington St.	11/07/19	*	27	3-8	.375	1-2	.500	0-0	.000	0	3	3	3.0	4	0	3	0	0	7	7.0
EASTERN WASH.	11/09/19	*	34	3-12	.250	1-4	.250	3-3	1.000	1	6	7	5.0	5	0	0	0	3	10	8.5
at Syracuse	11/16/19	*	31	1-8	.125	1-7	.143	2-2	1.000	1	1	2	4.0	3	5	3	0	4	5	7.3
at Ole Miss	11/19/19	*	31	2-12	.167	0-3	.000	3-4	.750	2	4	6	4.5	3	1	3	0	1	7	7.3
vs Bucknell	11/25/19	*	36	4-10	.400	2-3	.667	3-4	.750	2	6	8	5.2	2	4	2	0	0	13	8.4
vs Western Mich.	11/26/19	*	35	3-9	.333	1-2	.500	0-0	.000	1	4	5	5.2	3	0	1	0	0	7	8.2
IDAHO	11/30/19	*	34	3-9	.333	0-5	.000	3-3	1.000	2	3	5	5.1	1	4	4	0	2	9	8.3
INCARNATE WORD	12/03/19	*	32	3-5	.600	1-3	.333	6-6	1.000	2	3	5	5.1	2	4	2	0	3	13	8.9
Totals		8	260	22-73	.301	7-29	.241	20-22	.909	11	30	41	5.1	23	18	18	0	13	71	8.9

Games played: 8
 Minutes/game: 32.5
 Points/game: 8.9
 FG Pct: 30.1
 3FG Pct: 24.1
 FT Pct: 90.9

Rebounds/game: 5.1
 Assists/game: 2.3
 Turnovers/game: 2.3
 Assist/turnover ratio: 1.0
 Steals/game: 1.6

CAREER STATS

		Total			3-Point			Rebounds									
Year	GP-GS	Min/Avg	FG-FGA	Pct	FG-FGA	Pct	FT-FTA	Pct	Off-Def	Tot	Avg	PF-FO	Ast	TO	Blk	Stl	Pts/Avg
2016-17	29-29	683/23.6	67-165	.406	25-70	.357	36-56	.643	12-65	77	2.7	69-3	60	56	0	27	195/6.7
2017-18	34-9	940/27.6	103-260	.396	29-103	.282	58-73	.795	22-101	123	3.6	81-0	95	80	3	28	293/8.6
2018-19	33-33	1168/35.4	143-364	.393	62-168	.369	115-135	.852	22-121	143	4.3	114-11	98	80	1	41	463/14.0
2019-20	8-8	260/32.5	22-73	.301	7-29	.241	20-22	.909	11-30	41	5.1	23-1	18	18	0	13	71/8.9
TOTAL	104-79	3051/29.3	335-862	.389	123-370	.332	229-286	.801	67-317	384	3.7	287-15	271	234	4	109	1022/9.8

SINGLE-GAME HIGHS

Points: 26, Denver -- 11/23/18
 Rebounds: 9, Fairfield -- 11/24/18
 Assists: 13, Pacific Lutheran -- 12/04/17
 Steals: 5, Eastern Wash. -- 12/01/18
 Blocks: 1, 4 times
 FG made: 9, at California Baptist -- 02/28/19 ; Northwest (WA) -- 11/28/18 ; Northwest University -- 12/01/16
 FG attempts: 18, Northwest (WA) -- 11/28/18
 3FG made: 6, Denver -- 11/23/18
 3FG attempts: 10, at Utah Valley -- 01/12/19 ; Longwood -- 11/25/18
 FT made: 16, at California -- 12/29/18
 FT attempts: 16, Fairfield -- 11/24/18 ; at California -- 12/29/18



#21 Dallas, Jordan

Opponent	Date	gs	min	Total		3-Pointers		Free throws		Rebounds				pf	a	t/o	blk	stl	pts	avg
				fg-fga	pct	3fg-fga	pct	ft-fa	pct	off	def	tot	avg							
PACIFIC LUTHERAN	11/05/19		20	3-4	.750	2-3	.667	2-2	1.000	1	4	5	5.0	0	0	0	1	0	10	10.0
at Washington St.	11/07/19		4	0-3	.000	0-2	.000	0-0	.000	0	1	1	3.0	1	0	0	0	0	0	5.0
EASTERN WASH.	11/09/19		5	1-2	.500	0-0	.000	0-0	.000	2	1	3	3.0	3	0	1	0	0	2	4.0
PACIFIC (OR)	11/12/19	*	14	3-6	.500	1-4	.250	0-1	.000	0	2	2	2.8	2	0	1	2	0	7	4.8
at Syracuse	11/16/19	*	9	1-1	1.000	0-0	.000	1-1	1.000	0	1	1	2.4	4	0	2	0	0	3	4.4
at Ole Miss	11/19/19		4	0-1	.000	0-0	.000	0-0	.000	1	1	2	2.3	0	0	0	0	0	0	3.7
vs Bucknell	11/25/19		0	0-0	.000	0-0	.000	0-0	.000	0	0	0	2.0	0	0	0	0	0	0	3.1
vs Western Mich.	11/26/19		3	0-0	.000	0-0	.000	0-0	.000	0	0	0	1.8	0	0	0	0	0	0	2.8
IDAHO	11/30/19		11	4-6	.667	3-5	.600	0-0	.000	0	1	1	1.7	1	0	0	0	0	11	3.7
INCARNATE WORD	12/03/19		16	1-3	.333	0-2	.000	5-5	1.000	1	4	5	2.0	3	1	1	0	0	7	4.0
Totals		2	86	13-26	.500	6-16	.375	8-9	.889	5	15	20	2.0	14	1	5	3	0	40	4.0

Games played: 10

Minutes/game: 8.6

Points/game: 4.0

FG Pct: 50.0

3FG Pct: 37.5

FT Pct: 88.9

Rebounds/game: 2.0

Assists/game: 0.1

Turnovers/game: 0.5

Assist/turnover ratio: 0.2

Blocks/game: 0.3

CAREER STATS

Year	GP-GS	Min/Avg	Total		3-Point		FT-FTA	Pct	Rebounds				PF-FO	Ast	TO	Blk	Stl	Pts/Avg
			FG-FGA	Pct	FG-FGA	Pct			Off-Def	Tot	Avg	PF-FO						
2016-17*	28-0	258/9.2	22-42	.524	0-1	.000	21-27	.778	17-40	57	2.0	50-0	1	9	13	3		65/2.3
2017-18*	22-1	188/8.5	21-33	.636	1-2	.500	7-13	.538	4-27	31	1.4	32-0	5	15	5	2		50/2.3
2018-19*	5-0	18/3.6	1-3	.333	0-1	.000	0-0	.000	1-5	6	1.2	3-0	1	2	0	0		2/0.4
2019-20	10-2	86/8.6	13-26	.500	6-16	.375	8-9	.889	5-15	20	2.0	14-0	1	5	3	0		40/4.0
TOTAL	10-2	86/8.6	13-26	.500	6-16	.375	8-9	.889	5-15	20	2.0	14-0	1	5	3	0		40/4.0
All*	65-3	550/8.5	57-104	.548	7-20	.350	36-49	.735	27-87	114	1.8	99-0	8	31	21	5		157/2.4

* Statistics from prior team/school

SINGLE-GAME HIGHS

Points: 11, Idaho -- 11/30/19

Rebounds: 5, Pacific Lutheran -- 11/05/19

Blocks: 2, Pacific (OR) -- 11/12/19

FG made: 4, Idaho -- 11/30/19

FG attempts: 6, Pacific (OR) -- 11/12/19 ; Idaho -- 11/30/19

3FG made: 3, Idaho -- 11/30/19

3FG attempts: 5, Idaho -- 11/30/19

FT made: 5, Incarnate Word -- 12/03/19

FT attempts: 5, Incarnate Word -- 12/03/19



#23 Brown, Terrell

Opponent	Date	gs	min	Total		3-Pointers		Free throws		Rebounds				pf	a	t/o	blk	stl	pts	avg	
				fg-fga	pct	3fg-fga	pct	ft-fta	pct	off	def	tot	avg								
PACIFIC LUTHERAN	11/05/19	*	21	8-10	.800	0-1	.000	0-1	.000	0	8	8	8.0	1	9	2	0	1	16	16.0	
at Washington St.	11/07/19	*	36	10-24	.417	0-1	.000	4-5	.800	1	7	8	8.0	1	2	5	0	0	24	20.0	
EASTERN WASH.	11/09/19	*	38	12-28	.429	1-2	.500	6-9	.667	4	9	13	9.7	2	4	2	0	1	31	23.7	
PACIFIC (OR)	11/12/19	*	28	8-9	.889	0-0	.000	3-3	1.000	0	4	4	8.3	2	6	4	0	2	19	22.5	
at Syracuse	11/16/19	*	39	10-24	.417	1-3	.333	2-3	.667	1	6	7	8.0	4	3	1	0	1	23	22.6	
at Ole Miss	11/19/19	*	29	6-16	.375	0-1	.000	5-6	.833	0	1	1	6.8	4	4	4	0	1	17	21.7	
vs Bucknell	11/25/19	*	38	10-22	.455	0-1	.000	9-11	.818	1	2	3	6.3	2	2	1	0	2	29	22.7	
vs Western Mich.	11/26/19	*	39	7-16	.438	0-2	.000	3-4	.750	3	5	8	6.5	1	8	2	0	2	17	22.0	
IDAHO	11/30/19	*	39	8-18	.444	4-7	.571	0-0	.000	0	7	7	6.6	2	4	2	1	3	20	21.8	
INCARNATE WORD	12/03/19	*	29	5-14	.357	1-2	.500	3-4	.750	2	8	10	6.9	1	5	0	0	1	14	21.0	
Totals			10	336	84-181	.464	7-20	.350	35-46	.761	12	57	69	6.9	20	47	23	1	14	210	21.0

Games played: 10
Minutes/game: 33.6
Points/game: 21.0
FG Pct: 46.4
3FG Pct: 35.0
FT Pct: 76.1

Rebounds/game: 6.9
Assists/game: 4.7
Turnovers/game: 2.3
Assist/turnover ratio: 2.0
Steals/game: 1.4
Blocks/game: 0.1

CAREER STATS

		Total			3-Point			Rebounds									
Year	GP-GS	Min/Avg	FG-FGA	Pct	FG-FGA	Pct	FT-FTA	Pct	Off-Def	Tot	Avg	PF-FO	Ast	TO	Blk	Stl	Pts/Avg
2018-19	33-28	1103/33.4	180-396	.455	14-44	.318	90-132	.682	47-179	226	6.8	89-3	150	79	9	36	464/14.1
2019-20	10-10	336/33.6	84-181	.464	7-20	.350	35-46	.761	12-57	69	6.9	20-0	47	23	1	14	210/21.0
TOTAL	43-38	1439/33.5	264-577	.458	21-64	.328	125-178	.702	59-236	295	6.9	109-3	197	102	10	50	674/15.7

SINGLE-GAME HIGHS

Points: 31, Eastern Wash. -- 11/09/19
Rebounds: 14, Northwest (WA) -- 11/28/18
Assists: 10, Denver -- 11/23/18
Steals: 4, at Utah Valley -- 01/12/19
Blocks: 2, Southern Utah -- 11/18/18
FG made: 12, Eastern Wash. -- 11/09/19
FG attempts: 28, Eastern Wash. -- 11/09/19
3FG made: 4, Idaho -- 11/30/19
3FG attempts: 7, Idaho -- 11/30/19
FT made: 9, Washington St. -- 11/14/18 ; vs Bucknell -- 11/25/19
FT attempts: 11, Washington St. -- 11/14/18 ; vs Bucknell -- 11/25/19



#24 Jones, Delante

Opponent	Date	gs	min	Total		3-Pointers		Free throws		Rebounds				pf	a	t/o	blk	stl	pts	avg
				fg-fga	pct	3fg-fga	pct	ft-fta	pct	off	def	tot	avg							
PACIFIC LUTHERAN	11/05/19	*	21	5-8	.625	3-5	.600	2-4	.500	1	0	1	1.0	3	1	2	0	0	15	15.0
at Washington St.	11/07/19	*	25	0-7	.000	0-5	.000	0-0	.000	0	4	4	2.5	4	1	0	0	0	0	7.5
EASTERN WASH.	11/09/19	*	28	2-7	.286	1-4	.250	1-2	.500	0	3	3	2.7	5	0	5	0	2	6	7.0
PACIFIC (OR)	11/12/19	*	23	2-7	.286	1-4	.250	3-4	.750	1	4	5	3.3	2	0	5	1	0	8	7.3
at Syracuse	11/16/19	*	21	3-9	.333	3-7	.429	3-3	1.000	0	1	1	2.8	4	0	1	0	0	12	8.2
at Ole Miss	11/19/19	*	34	2-9	.222	1-5	.200	2-2	1.000	4	2	6	3.3	2	0	1	0	0	7	8.0
vs Bucknell	11/25/19	*	25	3-10	.300	1-2	.500	0-0	.000	1	4	5	3.6	1	0	0	0	0	7	7.9
vs Western Mich.	11/26/19	*	29	4-11	.364	4-10	.400	0-1	.000	2	4	6	3.9	2	0	0	1	0	12	8.4
IDAHO	11/30/19	*	18	1-6	.167	0-4	.000	0-0	.000	2	2	4	3.9	2	1	0	0	0	2	7.7
INCARNATE WORD	12/03/19	*	21	2-6	.333	1-3	.333	2-2	1.000	1	1	2	3.7	1	1	3	0	0	7	7.6
Totals		10	245	24-80	.300	15-49	.306	13-18	.722	12	25	37	3.7	26	4	17	2	2	76	7.6

Games played: 10
Minutes/game: 24.5
Points/game: 7.6
FG Pct: 30.0
3FG Pct: 30.6
FT Pct: 72.2

Rebounds/game: 3.7
Assists/game: 0.4
Turnovers/game: 1.7
Assist/turnover ratio: 0.2
Steals/game: 0.2
Blocks/game: 0.2

CAREER STATS

		Total			3-Point		Rebounds										
Year	GP-GS	Min/Avg	FG-FGA	Pct	FG-FGA	Pct	FT-FTA	Pct	Off-Def	Tot	Avg	PF-FO	Ast	TO	Blk	Stl	Pts/Avg
2015-16*	30-25	997/33.2	116-272	.426	39-106	.368	90-129	.698	26-81	107	3.6	82-0	54	79	6	22	361/12.0
2016-17*	30-30	949/31.6	121-298	.406	39-115	.339	63-92	.685	28-74	102	3.4	89-5	53	94	7	22	344/11.5
2018-19	26-23	748/28.8	109-276	.395	42-121	.347	53-68	.779	23-56	79	3.0	53-0	32	53	9	10	313/12.0
2019-20	10-10	245/24.5	24-80	.300	15-49	.306	13-18	.722	12-25	37	3.7	26-1	4	17	2	2	76/7.6
TOTAL	36-33	993/27.6	133-356	.374	57-170	.335	66-86	.767	35-81	116	3.2	79-1	36	70	11	12	389/10.8
All*	96-88	2939/30.6	370-926	.400	135-391	.345	219-307	.713	89-236	325	3.4	250-6	143	243	24	56	1094/11.4

* Statistics from prior team/school

SINGLE-GAME HIGHS

Points: 26, Omaha -- 12/06/18
Rebounds: 7, Bryant -- 11/11/18
Assists: 4, Longwood -- 11/25/18
Steals: 2, Eastern Wash. -- 11/09/19
Blocks: 3, Omaha -- 12/06/18
FG made: 9, Omaha -- 12/06/18
FG attempts: 17, New Mexico St. -- 01/17/19
3FG made: 4, at CSU Bakersfield -- 01/03/19 ; vs Western Mich. -- 11/26/19 ; Omaha -- 12/06/18
3FG attempts: 10, vs Western Mich. -- 11/26/19
FT made: 5, at Grand Canyon -- 01/05/19 ; vs Grand Canyon -- 03/14/19
FT attempts: 7, at Grand Canyon -- 01/05/19



#33 Hauge, Mikkel

Opponent	Date	gs	min	Total		3-Pointers		Free throws		Rebounds				pf	a	t/o	blk	stl	pts	avg
				fg-fga	pct	3fg-fga	pct	ft-fta	pct	off	def	tot	avg							
PACIFIC LUTHERAN	11/05/19		9	2-2	1.000	1-1	1.000	2-2	1.000	0	1	1	1.0	0	2	1	0	0	7	7.0
at Washington St.	11/07/19		4	0-0	.000	0-0	.000	0-2	.000	0	1	1	1.0	0	0	1	0	0	0	3.5
PACIFIC (OR)	11/12/19		6	1-1	1.000	0-0	.000	0-0	.000	0	0	0	0.7	0	1	0	0	0	2	3.0
at Syracuse	11/16/19		2	0-0	.000	0-0	.000	0-0	.000	0	0	0	0.5	0	0	1	0	0	0	2.3
at Ole Miss	11/19/19		2	0-0	.000	0-0	.000	0-0	.000	0	0	0	0.4	0	0	0	0	0	0	1.8
INCARNATE WORD	12/03/19		3	0-1	.000	0-0	.000	0-0	.000	0	0	0	0.3	1	0	0	0	0	0	1.5
Totals		0	26	3-4	.750	1-1	1.000	2-4	.500	0	2	2	0.3	1	3	3	0	0	9	1.5

Games played: 6
 Minutes/game: 4.3
 Points/game: 1.5
 FG Pct: 75.0
 3FG Pct: 100.0
 FT Pct: 50.0

Rebounds/game: 0.3
 Assists/game: 0.5
 Turnovers/game: 0.5
 Assist/turnover ratio: 1.0

CAREER STATS

Year	GP-GS	Min/Avg	Total		3-Point		FT-FTA	Pct	Off-Def	Tot	Avg	PF-FO	Ast	TO	Blk	Stl	Pts/Avg
			FG-FGA	Pct	FG-FGA	Pct											
2019-20	6-0	26/4.3	3-4	.750	1-1	1.000	2-4	.500	0-2	2	0.3	1-0	3	3	0	0	9/1.5
TOTAL	6-0	26/4.3	3-4	.750	1-1	1.000	2-4	.500	0-2	2	0.3	1-0	3	3	0	0	9/1.5

SINGLE-GAME HIGHS

Points: 7, Pacific Lutheran -- 11/05/19
 Rebounds: 1, 4 times
 Assists: 2, Pacific Lutheran -- 11/05/19
 FG made: 2, Pacific Lutheran -- 11/05/19
 FG attempts: 2, Pacific Lutheran -- 11/05/19
 3FG made: 1, Pacific Lutheran -- 11/05/19
 3FG attempts: 1, Pacific Lutheran -- 11/05/19
 FT made: 2, Pacific Lutheran -- 11/05/19
 FT attempts: 2, 4 times



#34 Hundal, Anand

Opponent	Date	gs	min	Total		3-Pointers		Free throws		Rebounds				pf	a	t/o	blk	stl	pts	avg
				fg-fga	pct	3fg-fga	pct	ft-fga	pct	off	def	tot	avg							
PACIFIC LUTHERAN	11/05/19		12	2-4	.500	0-1	.000	2-2	1.000	3	0	3	3.0	0	0	0	0	0	6	6.0
at Washington St.	11/07/19		9	0-0	.000	0-0	.000	0-0	.000	0	0	0	1.5	0	0	0	0	0	0	3.0
EASTERN WASH.	11/09/19		4	0-0	.000	0-0	.000	0-0	.000	0	0	0	1.0	1	0	0	0	0	0	2.0
PACIFIC (OR)	11/12/19		8	2-2	1.000	0-0	.000	0-0	.000	0	4	4	1.8	1	1	2	1	0	4	2.5
at Syracuse	11/16/19		8	0-1	.000	0-1	.000	0-0	.000	1	1	2	1.8	1	0	0	0	0	0	2.0
at Ole Miss	11/19/19		4	0-1	.000	0-1	.000	0-0	.000	0	1	1	1.7	0	0	0	0	0	0	1.7
vs Bucknell	11/25/19		5	0-0	.000	0-0	.000	0-0	.000	0	0	0	1.4	2	0	0	0	0	0	1.4
IDAHO	11/30/19		2	0-0	.000	0-0	.000	0-0	.000	0	1	1	1.4	0	0	0	0	0	0	1.3
INCARNATE WORD	12/03/19		9	2-4	.500	0-1	.000	1-1	1.000	2	1	3	1.6	2	0	0	0	0	5	1.7
Totals		0	61	6-12	.500	0-4	.000	3-3	1.000	6	8	14	1.6	7	1	2	1	0	15	1.7

Games played: 9
Minutes/game: 6.8
Points/game: 1.7
FG Pct: 50.0
3FG Pct: 0.0
FT Pct: 100.0

Rebounds/game: 1.6
Assists/game: 0.1
Turnovers/game: 0.2
Assist/turnover ratio: 0.5
Blocks/game: 0.1

CAREER STATS

Year	GP-GS	Min/Avg	Total		3-Point		FT-FTA	Pct	Off-Def	Tot	Avg	PF-FO	Ast	TO	Blk	Stl	Pts/Avg
			FG-FGA	Pct	FG-FGA	Pct											
2018-19	25-5	205/8.2	22-47	.468	10-31	.323	3-6	.500	15-30	45	1.8	29-0	6	7	15	4	57/2.3
2019-20	9-0	61/6.8	6-12	.500	0-4	.000	3-3	1.000	6-8	14	1.6	7-0	1	2	1	0	15/1.7
TOTAL	34-5	266/7.8	28-59	.475	10-35	.286	6-9	.667	21-38	59	1.7	36-0	7	9	16	4	72/2.1

SINGLE-GAME HIGHS

Points: 17, at Chicago State -- 01/24/19
Rebounds: 8, at Chicago State -- 01/24/19
Assists: 4, California Baptist -- 02/02/19
Steals: 2, at Chicago State -- 01/24/19
Blocks: 4, at UMKC -- 01/26/19
FG made: 6, at Chicago State -- 01/24/19
FG attempts: 9, at Chicago State -- 01/24/19
3FG made: 3, at Chicago State -- 01/24/19 ; at Stanford -- 11/06/18
3FG attempts: 6, at Chicago State -- 01/24/19
FT made: 2, Pacific Lutheran -- 11/05/19 ; at Chicago State -- 01/24/19
FT attempts: 3, at UMKC -- 01/26/19



#35 Pinskus, Dovy

Opponent	Date	gs	min	Total		3-Pointers		Free throws		Rebounds				pf	a	t/o	blk	stl	pts	avg
				fg-fga	pct	3fg-fga	pct	ft-fga	pct	off	def	tot	avg							
PACIFIC LUTHERAN	11/05/19		8	1-2	.500	0-0	.000	2-2	1.000	0	1	1	1.0	0	1	0	1	0	4	4.0
at Washington St.	11/07/19		2	0-0	.000	0-0	.000	0-0	.000	0	0	0	0.5	0	0	0	0	0	0	2.0
PACIFIC (OR)	11/12/19		6	0-1	.000	0-0	.000	0-0	.000	0	1	1	0.7	0	0	1	0	0	0	1.3
at Syracuse	11/16/19		2	0-0	.000	0-0	.000	0-0	.000	0	0	0	0.5	0	0	0	0	0	0	1.0
at Ole Miss	11/19/19		dnp	-	-	-	-	-	-	-	-	-	-	-	-	-	-	-	-	-
INCARNATE WORD	12/03/19		3	0-0	.000	0-0	.000	0-0	.000	0	1	1	0.6	0	0	1	0	0	0	0.8
Totals		0	21	1-3	.333	0-0	.000	2-2	1.000	0	3	3	0.6	0	1	2	1	0	4	0.8

Games played: 5
 Minutes/game: 4.2
 Points/game: 0.8
 FG Pct: 33.3
 FT Pct: 100.0

Rebounds/game: 0.6
 Assists/game: 0.2
 Turnovers/game: 0.4
 Assist/turnover ratio: 0.5
 Blocks/game: 0.2

CAREER STATS

Year	GP-GS	Min/Avg	Total		3-Point		FT-FTA		Rebounds				PF-FO	Ast	TO	Blk	Stl	Pts/Avg
			FG-FGA	Pct	FG-FGA	Pct	FT-FTA	Pct	Off-Def	Tot	Avg							
2019-20	5-0	21/4.2	1-3	.333	0-0	.000	2-2	1.000	0-3	3	0.6	0-0	1	2	1	0		4/0.8
TOTAL	5-0	21/4.2	1-3	.333	0-0	.000	2-2	1.000	0-3	3	0.6	0-0	1	2	1	0		4/0.8

SINGLE-GAME HIGHS

Points: 4, Pacific Lutheran -- 11/05/19
 Rebounds: 1, Pacific Lutheran -- 11/05/19
 Assists: 1, Pacific Lutheran -- 11/05/19
 Blocks: 1, Pacific Lutheran -- 11/05/19
 FG made: 1, Pacific Lutheran -- 11/05/19
 FG attempts: 2, Pacific Lutheran -- 11/05/19
 FT made: 2, Pacific Lutheran -- 11/05/19
 FT attempts: 2, Pacific Lutheran -- 11/05/19



2019-20 BOX SCORES

Official Basketball Box Score -- Game Totals -- Final Statistics Pacific Lutheran vs Seattle U 11/05/19 7:00 pm at Seattle, WA (Redhawk Center)

Pacific Lutheran 64 • 0-0,0-0 NWC

#	Player	Total		3-Ptr		Rebounds		PF	TP	A	TO	Blk	Stl	Min
		FG-FGA	FG-FGA	FT-FTA	FT-FTA	Off	Def							
32	Leighton Kingma	f	4-7	0-2	2-2	0	2	2	1	10	1	0	0	21
00	Jacob Bingham	g	2-3	1-2	0-0	0	1	1	0	5	0	2	0	19
01	Kelton Williams	g	2-9	0-1	3-4	2	1	3	1	7	1	1	0	26
05	Jordan Thomas	g	3-15	0-2	0-0	1	4	5	2	6	2	2	1	21
24	Conor Geiger	g	0-6	0-3	5-6	2	2	4	3	5	0	2	0	21
02	Nolan Wedlow	g	0-0	0-0	2-2	0	0	0	0	2	1	0	0	4
03	Blake Uyehara	g	2-3	1-1	0-0	0	1	1	2	5	0	1	0	11
04	Grayson Peet	g	1-1	1-1	0-0	0	0	0	0	3	0	0	0	2
10	Luke Worley	g	0-0	0-0	1-2	1	0	1	3	1	0	1	0	12
11	Nasreen Gutierrez-Or	g	2-5	1-3	0-0	1	1	2	0	5	0	0	0	9
12	Trey Garey	g	0-1	0-0	0-0	0	0	0	0	0	0	0	0	3
20	Seth Hall	g	3-6	0-1	0-0	1	0	1	0	6	1	1	0	13
22	Sean McCurdy	g	2-2	2-2	0-0	0	0	0	3	6	1	2	0	8
23	Brett Williams	g	0-0	0-0	0-0	0	0	0	2	0	1	0	0	9
30	Dylan McConnell	g	1-5	1-2	0-0	0	0	0	1	3	3	1	0	13
33	Bailey Verk	g	0-1	0-0	0-0	0	0	0	0	0	0	0	0	5
40	Kyle James	g	0-0	0-0	0-0	0	0	0	1	0	1	0	1	3
Team						5	0	5						
Totals			22-64	7-20	13-16	13	12	25	19	64	11	14	1	4

FG % 1st Half: 9-31 29.0% 2nd half: 13-33 39.4% Game: 22-64 34.4%
3FG % 1st Half: 2-9 22.2% 2nd half: 5-11 45.5% Game: 7-20 35.0%
FT % 1st Half: 3-4 75.0% 2nd half: 10-12 83.3% Game: 13-16 81.3%

Seattle U 98 • 1-0,0-0 WAC

#	Player	Total		3-Ptr		Rebounds		PF	TP	A	TO	Blk	Stl	Min
		FG-FGA	FG-FGA	FT-FTA	FT-FTA	Off	Def							
01	Myles Carter	f	3-4	0-1	3-4	1	5	6	1	9	0	2	1	18
00	Rip Economou	g	3-9	1-7	0-0	0	2	2	2	7	0	0	0	26
02	Trey von Hopkins	g	5-10	0-4	1-2	2	1	3	3	11	0	1	0	27
23	Terrell Brown	g	8-10	0-1	0-1	0	8	8	1	16	9	2	0	21
24	Delante Jones	g	5-8	3-5	2-4	1	0	1	3	15	1	2	0	21
10	Aaron Nettles	g	2-8	1-5	0-0	1	1	2	2	5	2	0	0	19
12	Mattia Da Campo	g	4-6	0-0	0-0	4	3	7	2	8	1	0	0	19
21	Jordan Dallas	g	3-4	2-3	2-2	1	4	5	0	10	0	1	0	20
33	Mikkel Hauge	g	2-2	1-1	2-2	0	1	1	0	7	2	1	0	9
34	Anand Hundal	g	2-4	0-1	2-2	3	0	3	0	6	0	0	0	12
35	Dovy Pinksus	g	1-2	0-0	2-2	0	1	1	0	4	1	0	1	8
Team						2	2	4						
Totals			38-67	8-28	14-19	15	28	43	14	98	17	9	3	5

FG % 1st Half: 19-34 55.9% 2nd half: 19-33 57.6% Game: 38-67 56.7%
3FG % 1st Half: 4-13 30.8% 2nd half: 4-15 26.7% Game: 8-28 28.6%
FT % 1st Half: 5-9 55.6% 2nd half: 9-10 90.0% Game: 14-19 73.7%

Officials: Derek Anganes,Levon Zakarian,Nate Harris
Technical fouls: Pacific Lutheran-None. Seattle U-Myles Carter.
Attendance: 628

Score by periods	1st	2nd	Total
Pacific Lutheran	23	41	64
Seattle U	47	51	98

	In	Off	2nd	Fast	Bench
Points	Paint	T/O	Chance	Break	
PLU	26	4	16	6	31
SU	20	14	21	15	40

Last FG - PLU 2nd-04:22. SU 2nd-01:02.
Largest lead - PLU None, SU by 39 2nd-04:54.
PLU led for 00:00. SU led for 39:03. Game was tied for 00:57.

Score tied - 0 times.
Lead changed - 0 times.

Official Basketball Box Score -- Game Totals -- Final Statistics Eastern Wash. vs Seattle U 11/09/19 7:00 pm at Seattle, WA (Redhawk Center)

Eastern Wash. 74 • 2-0,0-0 Big Sky

#	Player	Total		3-Ptr		Rebounds		PF	TP	A	TO	Blk	Stl	Min
		FG-FGA	FG-FGA	FT-FTA	FT-FTA	Off	Def							
14	Mason Peatling	f	2-5	1-3	5-6	1	4	5	5	10	0	3	3	22
10	Jacob Davison	g	8-17	3-6	6-12	0	5	5	2	25	1	1	0	39
11	Jack Perry	g	1-3	0-2	6-7	0	3	3	3	8	1	1	0	0
24	Kim Aiken Jr.	g	4-16	0-9	3-4	5	14	19	2	11	2	1	0	37
05	Ellis Magnuson	g	1-3	0-2	0-0	1	0	1	3	2	1	2	0	15
00	Tyler Kidd	g	5-7	1-3	2-3	1	4	5	2	13	3	0	0	25
06	Casson Rouse	g	1-4	1-4	0-0	0	0	0	1	3	0	1	0	12
15	Tyler Robertson	g	0-0	0-0	0-0	0	1	1	2	0	0	0	0	3
35	Tanner Groves	g	1-4	0-2	0-0	0	5	5	3	2	0	2	1	14
Team						0	0	0						
Totals			23-59	6-31	22-32	8	36	44	23	74	5	15	5	2

FG % 1st Half: 7-31 22.6% 2nd half: 16-28 57.1% Game: 23-59 39.0%
3FG % 1st Half: 3-20 15.0% 2nd half: 3-11 27.3% Game: 6-31 19.4%
FT % 1st Half: 13-18 72.2% 2nd half: 9-14 64.3% Game: 22-32 68.8%

Seattle U 66 • 1-2,0-0 WAC

#	Player	Total		3-Ptr		Rebounds		PF	TP	A	TO	Blk	Stl	Min
		FG-FGA	FG-FGA	FT-FTA	FT-FTA	Off	Def							
01	Carter, Myles	f	4-8	0-0	3-4	1	5	6	4	11	0	1	0	27
12	Da Campo, Mattia	g	0-3	0-2	0-0	1	3	4	0	1	0	0	0	22
13	Means, Morgan	g	3-12	1-4	3-3	1	6	7	5	10	0	0	0	34
23	Brown, Terrell	g	12-28	1-2	6-9	4	9	13	2	31	4	2	0	38
24	Jones, Delante	g	2-7	1-4	1-2	0	3	3	5	6	0	5	0	28
00	Economou, Rip	g	0-0	0-0	0-0	0	0	0	0	0	0	0	0	1
02	Hopkins, Trey	g	1-6	0-4	1-2	0	1	1	1	3	0	0	1	20
10	Nettles, Aaron	g	1-2	0-1	1-2	0	0	0	0	3	0	1	0	1
21	Dallas, Jordan	g	1-2	0-0	0-0	2	1	3	2	0	1	0	0	5
34	Hundal, Anand	g	0-0	0-0	0-0	0	0	0	1	0	0	0	0	4
Team						4	5	9						
Totals			24-68	3-17	15-22	13	33	46	24	66	5	10	0	10

FG % 1st Half: 15-37 40.5% 2nd half: 9-31 29.0% Game: 24-68 35.3%
3FG % 1st Half: 1-9 11.1% 2nd half: 2-8 25.0% Game: 3-17 17.6%
FT % 1st Half: 5-8 62.5% 2nd half: 10-14 71.4% Game: 15-22 68.2%

Officials: Scott Brown,Larry Spaulding,Kevin Brilla
Technical fouls: Eastern Wash.-Mason Peatling; Tanner Groves; Tyler Kidd.
Seattle U-Carter, Myles; Dallas, Jordan.
Attendance: 999

Score by periods	1st	2nd	Total
Eastern Wash.	30	44	74
Seattle U	36	30	66

	In	Off	2nd	Fast	Bench
Points	Paint	T/O	Chance	Break	
EWU	24	10	5	14	18
SU	30	16	10	9	8

Last FG - EWU 2nd-02:30. SU 2nd-00:39.
Largest lead - EWU by 12 2nd-03:54. SU by 9 1st-12:28.
EWU led for 10:25. SU led for 26:47. Game was tied for 02:44.

Score tied - 3 times.
Lead changed - 2 times.

Official Basketball Box Score -- Game Totals -- Final Statistics Seattle U vs Washington St. 11/07/19 6:00 pm at Pullman, WA (Beasley Coliseum)

Seattle U 54 • 1-1,0-0 WAC

#	Player	Total		3-Ptr		Rebounds		PF	TP	A	TO	Blk	Stl	Min
		FG-FGA	FG-FGA	FT-FTA	FT-FTA	Off	Def							
01	Myles Carter	f	3-7	0-1	2-2	2	1	3	0	8	0	1	4	30
12	Mattia Da Campo	g	0-1	0-1	1-3	1	7	8	2	1	0	1	0	27
13	Morgan Means	g	3-8	1-2	0-0	0	3	3	4	7	0	3	0	27
23	Terrell Brown	g	10-24	0-1	4-5	1	7	8	1	24	2	5	0	36
24	Delante Jones	g	0-7	0-5	0-0	0	4	4	0	0	1	0	0	25
00	Rip Economou	g	0-1	0-1	0-0	1	0	1	2	0	0	0	0	10
02	Trey von Hopkins	g	3-5	0-1	4-4	0	0	0	0	10	0	0	0	13
10	Aaron Nettles	g	1-3	0-1	2-3	0	0	0	0	4	1	0	0	13
21	Jordan Dallas	g	0-3	0-2	0-0	0	1	1	1	0	0	0	0	4
33	Mikkel Hauge	g	0-0	0-0	0-2	0	1	1	0	0	0	1	0	4
34	Anand Hundal	g	0-0	0-0	0-0	0	0	0	0	0	0	0	0	9
35	Dovy Pinksus	g	0-0	0-0	0-0	0	0	0	0	0	0	0	0	2
Team						4	6	10						
Totals			20-59	1-15	13-19	9	30	39	14	54	4	12	4	1

FG % 1st Half: 10-32 31.3% 2nd half: 10-27 37.0% Game: 20-59 33.9%
3FG % 1st Half: 0-7 0.0% 2nd half: 1-8 12.5% Game: 1-15 6.7%
FT % 1st Half: 1-2 50.0% 2nd half: 12-17 70.6% Game: 13-19 68.4%

Washington St. 85 • 1-0,0-0 Pac-12

13	Aljaz Kunc	f	2-6	1-3	0-0	1	2	3	2	5	0	0	1	0	16
14	Jeff Pollard	f	3-9	1-5	0-0	3	4	7	1	7	2	0	1	0	20
02	CJ Elleby	g	12-18	3-8	0-1	2	5	7	1	27	0	0	0	3	30
10	Isaac Bonton		5-14	0-3	2-4	1	7	8	1	12	4	0	1	1	30
23	Jaylen Shead	g	2-5	2-2	3-4	0	2	2	2	9	3	0	0	3	27
01	Jervae Robinson		3-7	1-3	0-0	0	0	0	0	7	0	0	0	1	20
03	Daron Henson		1-2	0-1	0-0	0	0	0	0	2	0	0	0	0	2
05	Marvin Cannon		1-5	0-3	0-0	2	1	3	1	2	0	1	0	0	10
11	DJ Rodman		2-3	1-1	0-0	2	0	2	3	5	0	0	0	1	9
20	Deion James		0-3	0-1	4-4	0	4	4	0	4	1	2	0	1	16
24	Noah Williams		1-7	0-1	0-0	4	5	9	2	2	2	0	0	0	16
32	Tony Miller		1-2	0-0	1-2	1	0	1	0	3	1	0	0	0	4
	Team					3	1	4							
	Totals		33-81	9-31	10-15	19	31	50	13	85	13	3	3	10	200



2019-20 BOX SCORES

Official Basketball Box Score -- Game Totals -- Final Statistics Seattle U vs Syracuse 11/16/19 7:00 pm at Syracuse, NY (Carrier Dome)

Seattle U 67 • 2-3,0-0 WAC

#	Player	Total		3-Ptr		Rebounds			PF	TP	A	TO	Blk	Stl	Min
		FG-FGA	FG-FGA	FT-FTA	Off Def Tot	PF	TP	A TO Blk Stl							
01	Carter, Myles	f	4-11	0-0	2-2	4	6	10	1	10	0	3	0	0	35
21	Dallas, Jordan	c	1-1	0-0	1-1	0	1	1	4	3	0	2	0	0	9
13	Means, Morgan	g	1-8	1-7	2-2	1	1	2	3	5	5	3	0	4	31
23	Brown, Terrell	g	10-24	1-3	2-3	1	6	7	4	23	3	1	0	1	39
24	Jones, Delante	g	3-9	3-7	3-3	0	1	1	4	12	0	1	0	0	21
00	Economou, Rip		0-3	0-3	0-0	0	0	0	3	0	0	0	0	0	7
02	Hopkins, Trey		1-1	0-0	2-2	1	0	1	0	4	0	0	0	0	4
10	Nettles, Aaron		2-3	2-3	1-1	1	2	3	1	7	3	2	0	1	23
12	Da Campo, Mattia		1-1	1-1	0-0	0	3	3	5	3	3	0	0	2	19
33	Hauge, Mikkel		0-0	0-0	0-0	0	0	0	0	0	0	1	0	0	2
34	Hundal, Anand		0-1	0-1	0-0	1	1	2	1	0	0	0	0	0	8
35	Pinskus, Dov		0-0	0-0	0-0	0	0	0	0	0	0	0	0	0	2
Team						0	0	0							
Totals			23-62	8-25	13-14	9	21	30	26	67	14	13	0	8	200

FG % 1st Half: 9-33 27.3% 2nd half: 14-29 48.3% Game: 23-62 37.1%
3FG % 1st Half: 1-12 8.3% 2nd half: 7-13 53.8% Game: 8-25 32.0%
FT % 1st Half: 7-7 100.0 2nd half: 6-7 85.7% Game: 13-14 92.9%

Syracuse 89 • 2-1,0-1 ACC

#	Player	Total		3-Ptr		Rebounds			PF	TP	A	TO	Blk	Stl	Min
		FG-FGA	FG-FGA	FT-FTA	Off Def Tot	PF	TP	A TO Blk Stl							
21	Marek Dolezaj	f	7-8	0-0	5-10	1	1	2	2	19	4	0	0	3	37
33	Elijah Hughes	f	6-13	2-8	1-1	0	6	6	3	15	4	3	2	1	40
34	Bourama Sidibe	g	2-2	0-0	3-4	1	5	6	3	7	1	2	1	0	20
11	Joseph Girard III	g	7-8	5-6	5-5	0	5	5	3	24	2	3	0	2	31
35	Buddy Boeheim	g	3-9	2-7	2-2	0	2	2	1	10	4	1	0	1	34
00	Bryce Goodline		0-2	0-0	0-0	0	2	2	2	0	3	3	0	1	13
01	Quincy Guerrier		3-5	0-2	8-14	2	5	7	0	14	0	1	1	0	17
12	Brendan Paul		0-0	0-0	0-0	0	0	0	0	0	0	0	0	0	1
14	Jesse Edwards		0-0	0-0	0-0	0	3	3	2	0	0	1	0	0	6
24	Shaun Belbey		0-0	0-0	0-0	0	0	0	0	0	0	0	0	0	1
Team						1	2	3							
Totals			28-47	9-23	24-36	5	31	36	16	89	18	14	4	8	200

FG % 1st Half: 15-24 62.5% 2nd half: 13-23 56.5% Game: 28-47 59.6%
3FG % 1st Half: 7-14 50.0% 2nd half: 2-9 22.2% Game: 9-23 39.1%
FT % 1st Half: 7-12 58.3% 2nd half: 17-24 70.8% Game: 24-36 66.7%

Officials: Lamar Simpson, James Breeding, Bert Smith
Technical fouls: Seattle U-None. Syracuse-None.
Attendance: 21487

Score by periods				1st	2nd	Total
Seattle U				26	41	67
Syracuse				44	45	89

Last FG - SU 2nd-01:35, SYR 2nd-00:40.
Largest lead - SU by 2 1st-19:03, SYR by 23 1st-02:40.
SU led for 00:21. SYR led for 38:02. Game was tied for 01:37.

Score tied - 1 time.
Lead changed - 1 time.

Official Basketball Box Score -- Game Totals -- Final Statistics Seattle U vs Bucknell 11/25/19 2:00 pm at Orlando, FL (HP Field House)

Seattle U 70 • 2-5,0-0 WAC

#	Player	Total		3-Ptr		Rebounds			PF	TP	A	TO	Blk	Stl	Min
		FG-FGA	FG-FGA	FT-FTA	Off Def Tot	PF	TP	A TO Blk Stl							
01	Carter, Myles	f	4-6	1-1	0-0	3	6	9	4	9	0	2	0	0	35
12	Da Campo, Mattia	g	0-4	0-4	0-0	0	1	1	3	0	0	1	0	1	11
13	Means, Morgan	g	4-10	2-3	3-4	2	6	8	2	13	4	2	0	0	36
23	Brown, Terrell	g	10-22	0-1	9-11	1	2	3	2	29	2	1	0	2	38
24	Jones, Delante	g	3-10	1-2	0-0	1	4	5	1	7	0	0	0	0	25
02	Hopkins, Trey		0-0	0-0	0-0	0	0	0	0	0	0	0	0	0	0
10	Nettles, Aaron		2-5	2-4	4-5	1	2	3	3	10	1	0	0	1	23
11	Grigsby, Riley		1-5	0-2	0-0	1	2	3	4	2	0	2	1	0	27
21	Dallas, Jordan		0-0	0-0	0-0	0	0	0	0	0	0	0	0	0	0
34	Hundal, Anand		0-0	0-0	0-0	0	0	0	2	0	0	0	0	0	5
Team						0	0	0							
Totals			24-62	6-17	16-20	9	23	32	21	70	7	8	1	4	200

FG % 1st Half: 14-30 46.7% 2nd half: 10-32 31.3% Game: 24-62 38.7%
3FG % 1st Half: 5-12 41.7% 2nd half: 1-5 20.0% Game: 6-17 35.3%
FT % 1st Half: 4-6 66.7% 2nd half: 12-14 85.7% Game: 16-20 80.0%

Bucknell 77 • 3-4,0-0 Patriot

#	Player	Total		3-Ptr		Rebounds			PF	TP	A	TO	Blk	Stl	Min
		FG-FGA	FG-FGA	FT-FTA	Off Def Tot	PF	TP	A TO Blk Stl							
13	Bruce Moore	f	7-14	0-3	4-4	4	3	7	2	18	1	1	0	1	27
00	Paul Newman	c	1-3	0-0	1-2	0	6	6	5	3	0	2	0	0	19
04	Jimmy Sotos	g	3-11	0-2	5-5	0	5	5	2	11	5	1	0	1	36
10	Andrew Funk	g	5-10	2-5	7-8	1	6	7	0	19	1	0	0	1	34
11	Avi Toomer	g	6-12	2-6	4-10	5	2	7	4	18	1	0	1	1	31
02	Walter Ellis		0-2	0-2	0-0	0	1	1	1	0	0	0	0	0	6
12	John Meeks		1-2	0-1	0-2	1	3	4	2	2	1	2	0	0	20
14	Ben Robertson		0-0	0-0	0-0	0	0	0	0	0	0	0	0	0	6
21	Xander Rice		0-1	0-0	0-0	0	0	0	0	0	0	0	0	0	7
23	Kahlil Spear		3-3	0-0	0-0	0	2	2	0	6	0	0	0	0	14
Team						0	0	0							
Totals			26-58	4-19	21-31	11	28	39	16	77	9	6	1	4	200

FG % 1st Half: 12-30 40.0% 2nd half: 14-28 50.0% Game: 26-58 44.8%
3FG % 1st Half: 0-9 0.0% 2nd half: 4-10 40.0% Game: 4-19 21.1%
FT % 1st Half: 7-7 100.0 2nd half: 14-24 58.3% Game: 21-31 67.7%

Officials: Steven Perry, Greg Evans, Kevin Chambliss
Technical fouls: Seattle U-None. Bucknell-None.
Attendance: 250

Score by periods				1st	2nd	Total
Seattle U				37	33	70
Bucknell				31	46	77

Last FG - SU 2nd-00:03, BUCK 2nd-01:03.
Largest lead - SU by 6 1st-06:46, BUCK by 8 1st-12:24.
SU led for 12:22. BUCK led for 23:34. Game was tied for 04:04.

Score tied - 7 times.
Lead changed - 3 times.

Official Basketball Box Score -- Game Totals -- Final Statistics Seattle vs Ole Miss 11/19/19 6:30 pm at Oxford, MS (The Pavilion at Ole Miss)

Seattle 52 • 2-4

#	Player	Total		3-Ptr		Rebounds			PF	TP	A	TO	Blk	Stl	Min
		FG-FGA	FG-FGA	FT-FTA	Off Def Tot	PF	TP	A TO Blk Stl							
01	Carter, Myles	f	1-3	0-0	4-4	1	4	5	4	6	1	1	2	2	30
12	Da Campo, Mattia	g	2-4	1-2	0-0	3	2	5	2	5	0	2	1	2	31
13	Means, Morgan	g	2-12	0-3	3-4	2	4	6	3	7	1	3	0	1	31
23	Brown, Terrell	g	6-16	0-1	5-6	0	1	1	4	17	4	4	0	1	29
24	Jones, Delante	g	2-9	1-5	2-2	4	2	6	2	7	0	1	0	0	34
00	Economou, Rip		1-1	0-0	2-2	0	0	0	0	4	0	0	0	0	1
02	Hopkins, Treyvon		0-0	0-0	0-0	0	1	1	1	0	0	0	0	0	7
10	Nettles, Aaron		2-9	2-5	0-0	0	0	0	1	6	1	1	0	0	27
21	Dallas, Jordan		0-1	0-0	0-0	1	1	2	0	0	0	0	0	0	4
33	Hauge, Mikkel		0-0	0-0	0-0	0	0	0	0	0	0	0	0	0	2
34	Hundal, Anand		0-1	0-1	0-0	0	1	1	0	0	0	0	0	0	4
Team						1	3	4							
Totals			16-56	4-17	16-18	12	19	31	17	52	7	12	3	6	200

FG % 1st Half: 7-28 25.0% 2nd half: 9-28 32.1% Game: 16-56 28.6%
3FG % 1st Half: 3-9 33.3% 2nd half: 1-8 12.5% Game: 4-17 23.5%
FT % 1st Half: 0-0 0.0% 2nd half: 16-18 88.9% Game: 16-18 88.9%

Ole Miss 65 • 4-0

		Total	3-Ptr		Rebounds										
#	Player	FG-FGA	FG-FGA	FT-FTA	Off	Def	Tot	PF	TP	A	TO	Blk	Stl	Min	
03	Sy, Khadim	f	2-6	1-2	2-2	1	3	4	4	7	1	0	1	1	19
05	Buffen, KJ	f	6-10	1-2	0-0	0	8	8	2	13	1	2	0	2	25
02	Shuler, Devontae	g	2-4	1-1	1-2	2	2	4	1	6	2	2	0	2	24
04	Tyree, Brein	g	3-8	0-2	4-4	1	5	6	1	10	5	1	0	1	25
15	Rodriguez, Luis	g	2-7	0-4	5-6	2	2	4	1	9	4	0	0	0	21
10	Rowley, Austin	g	3-3	0-0	Curry	0	0	2	6	0	0	1	0	0	22
01	Carlo, Carlos	g	0-1	0-0	0-0	0	0	0	3	0	0	1	0	4	4
11	Miller, Franco	g	0-2	0-2	0-0	0	1	1	0	0	0	0	1	0	1
13	Williams, Bryce	g	2-2	1-1	3-3	0	1	1	2	8	2	4	0	0	22
14	Collum, Antwan	g	0-1	0-0	1-1	1	2	2	0	0	0	2	0	1	7
23	Hunter, Sammy	g	1-5	0-2	4-4	2	2	4	0	6	0	1	0	0	24
33	McBride, John	g	0-0	0-0	0-0	0	0	0	0	0	0	0	0	0	1
Team						1	3	4				1			
Total			21-40	4-17	10-22	11	28	39	18	65	15	16	1	7	200



2019-20 BOX SCORES

Official Basketball Box Score -- Game Totals -- Final Statistics Idaho vs Seattle U 11/30/19 7:00 pm at Seattle, WA (Redhawk Center)

Idaho 55 • 3-5,0-0 Big Sky

#	Player	Total		3-Ptr		Rebounds			PF	TP	A	TO	Blk	Stl	Min
		FG-FGA	FG-FGA	FT-FTA	Off	Def	Tot								
12	Chance Garvin	r	3-9	1-4	0-0	0	3	3	3	7	2	5	0	0	34
34	Scott Blakney	r	3-9	0-0	1-3	3	5	8	3	7	0	4	0	1	27
02	Damen Thacker	g	2-5	0-1	0-0	0	4	4	2	4	2	4	0	1	30
04	Keyshaad Dixon	g	5-15	1-5	2-2	0	5	5	3	13	4	2	2	1	37
05	Quinton Forrest	g	4-7	1-1	5-7	3	9	12	2	14	1	2	1	1	29
21	Gabe Quinnett		2-5	0-1	0-0	0	0	0	0	4	3	1	0	2	28
23	Babacar Thiombane		2-4	1-1	1-2	0	2	2	4	6	0	0	1	0	15
	Team					0	0	0							
Totals			21-54	4-13	9-14	6	28	34	17	55	12	18	4	6	200

FG % 1st Half: 14-31 45.2% 2nd half: 7-23 30.4% Game: 21-54 38.9% Deadball
3FG % 1st Half: 1-2 50.0% 2nd half: 3-11 27.3% Game: 4-13 30.8% Rebounds
FT % 1st Half: 3-6 50.0% 2nd half: 6-8 75.0% Game: 9-14 64.3% 3,3

Seattle U 74 • 4-5,0-0 WAC

#	Player	Total		3-Ptr		Rebounds			PF	TP	A	TO	Blk	Stl	Min
		FG-FGA	FG-FGA	FT-FTA	Off	Def	Tot								
01	Carter, Myles	r	3-5	0-1	1-5	3	7	10	1	7	0	3	0	0	32
11	Grigsby, Riley	g	0-1	0-0	0-0	0	2	2	1	0	0	1	2	0	6
13	Means, Morgan	g	3-9	0-5	3-3	2	3	5	1	9	4	4	0	2	34
23	Brown, Terrell	g	8-18	4-7	0-0	0	7	7	2	20	4	2	1	3	39
24	Jones, Delante	g	1-6	0-4	0-0	2	2	4	2	2	1	0	0	0	18
00	Economou, Rip		0-0	0-0	0-0	0	0	0	2	0	0	0	0	0	3
10	Nettles, Aaron		6-16	3-10	0-0	0	1	1	2	15	0	0	0	4	31
12	Da Campo, Mattia		3-4	1-1	3-4	1	1	2	2	10	2	1	0	1	24
21	Dallas, Jordan		4-6	3-5	0-0	0	1	1	1	11	0	0	0	0	11
34	Hundal, Anand		0-0	0-0	0-0	0	1	1	0	0	0	0	0	0	2
	Team					0	0	0							
Totals			28-65	11-33	7-12	8	25	33	14	74	11	11	3	10	200

FG % 1st Half: 12-30 40.0% 2nd half: 16-35 45.7% Game: 28-65 43.1% Deadball
3FG % 1st Half: 5-19 26.3% 2nd half: 6-14 42.9% Game: 11-33 33.3% Rebounds
FT % 1st Half: 3-5 60.0% 2nd half: 4-7 57.1% Game: 7-12 58.3% 3,4

Officials: Ray Ames, Martin Cichocki, Jimmy Casas
Technical fouls: Idaho-None. Seattle U-None.
Attendance: 863

Score by periods	1st	2nd	Total
Idaho	32	23	55
Seattle U	32	42	74

Last FG - UI 2nd-00:34, SU 2nd-00:12.
Largest lead - UI by 4 2nd-16:58, SU by 20 2nd-00:46.
UI led for 05:48. SU led for 30:17. Game was tied for 03:55.

Points	In	Off	2nd	Fast	Bench
UI	20	12	9	7	10
SU	28	21	12	12	36

Score tied - 5 times.
Lead changed - 9 times.

Official Basketball Box Score -- Game Totals -- Final Statistics Incarnate Word vs Seattle U 12/03/19 7:00 pm at Seattle, WA (Redhawk Center)

Incarnate Word 60 • 2-7,0-0 Southland

#	Player	Total		3-Ptr		Rebounds			PF	TP	A	TO	Blk	Stl	Min
		FG-FGA	FG-FGA	FT-FTA	Off	Def	Tot								
00	Dwight Murray	g	3-6	1-2	0-0	0	4	4	0	7	2	1	0	0	30
02	Keaston Willis	g	4-8	2-6	4-4	1	1	2	2	14	0	0	0	0	9
03	Drew Lutz	g	0-4	0-3	0-0	1	0	1	2	0	3	0	0	1	22
12	Augustine Ene	g	2-6	1-4	1-2	1	1	2	1	6	1	2	1	2	24
33	Vincent Miskiewicz	*	0-3	0-0	2-2	0	3	3	2	1	2	0	0	1	17
04	Derek Van Vlerah		2-7	0-4	0-0	0	2	2	1	4	0	0	0	1	21
05	Brandon Swaby		2-2	1-1	3-6	0	1	1	0	8	0	0	0	1	9
15	Marcus Larsson		1-3	0-0	4-8	0	1	1	3	6	0	1	0	1	20
20	Morgan Taylor		4-8	0-2	1-2	0	0	0	3	9	0	0	0	1	14
21	Corey Sato		0-0	0-0	0-0	0	1	1	3	0	0	0	0	0	11
24	Bryce Davis		1-3	0-0	0-0	0	0	0	2	2	0	1	0	0	7
25	Des Balentine		1-3	0-0	0-0	1	1	2	1	2	1	1	0	1	16
	Team					0	0	0							
Totals			20-53	5-22	15-24	4	15	19	21	60	8	8	1	9	200

FG % 1st Half: 9-27 33.3% 2nd half: 11-26 42.3% Game: 20-53 37.7% Deadball
3FG % 1st Half: 3-14 21.4% 2nd half: 2-8 25.0% Game: 5-22 22.7% Rebounds
FT % 1st Half: 7-8 87.5% 2nd half: 8-16 50.0% Game: 15-24 62.5% 4,1

Seattle U 81 • 5-5,0-0 WAC

#	Player	Total		3-Ptr		Rebounds			PF	TP	A	TO	Blk	Stl	Min
		FG-FGA	FG-FGA	FT-FTA	Off	Def	Tot								
01	Carter, Myles	r	1-6	0-1	3-4	1	3	4	4	5	1	2	2	0	19
11	Grigsby, Riley	g	6-9	3-5	7-7	4	6	10	3	22	0	3	1	2	31
13	Means, Morgan	g	3-5	1-3	6-6	2	3	5	2	13	4	2	0	3	32
23	Brown, Terrell	g	5-14	1-2	3-4	2	8	10	1	14	5	0	0	1	29
24	Jones, Delante	g	2-6	1-3	2-2	1	1	2	1	7	1	3	0	0	21
00	Economou, Rip		1-3	0-2	0-0	0	2	2	0	2	0	1	0	0	6
02	Hopkins, Trey		0-1	0-1	1-2	0	1	1	3	1	0	0	0	0	5
10	Nettles, Aaron		1-2	1-2	0-0	0	1	1	0	3	0	1	0	0	11
12	Da Campo, Mattia		1-1	0-0	0-0	2	1	3	1	2	0	2	0	0	15
21	Dallas, Jordan		1-3	0-2	5-5	1	4	5	3	7	1	1	0	0	16
33	Hauge, Mikkel		0-1	0-0	0-0	0	0	0	1	0	0	0	0	0	3
34	Hundal, Anand		2-4	0-1	1-1	2	1	3	2	5	0	0	0	0	9
35	Pinskus, Dovv		0-0	0-0	0-0	0	1	1	0	0	0	1	0	0	3
	Team					1	1	2							
Totals			23-55	7-22	28-31	16	33	49	21	81	12	16	3	6	200

FG % 1st Half: 16-28 57.1% 2nd half: 7-27 25.9% Game: 23-55 41.8% Deadball
3FG % 1st Half: 7-12 58.3% 2nd half: 0-10 0.0% Game: 7-22 31.8% Rebounds
FT % 1st Half: 8-9 88.9% 2nd half: 20-22 90.9% Game: 28-31 90.3% 3,1

Officials: Bob Staffen, Kelly Pfeifer, Tony Padilla
Technical fouls: Incarnate Word-None. Seattle U-None.
Attendance: 820

Score by periods	1st	2nd	Total
Incarnate Word	28	32	60
Seattle U	47	34	81

Points	In	Off	2nd	Fast	Bench
UIW	20	19	8	14	31
SU	26	15	13	5	20

Last FG - UIW 2nd-00:02, SU 2nd-03:16.
Largest lead - UIW by 3 1st-11:27, SU by 28 2nd-08:28.
UIW led for 00:44. SU led for 37:44. Game was tied for 01:32.

Score tied - 4 times.
Lead changed - 2 times.