

2019-20 SEATTLE UNIVERSITY MEN'S BASKETBALL

GAME 5: SU at Syracuse - Nov. 16, 2019

SEATTLEU
BASKETBALL

CONTACT: Sarah Finney, Assoc. AD for Strategic Communications • finneysa@seattleu.edu • 206-445-2237 • GoSeattleU.com

2019-20 SCHEDULE

DATE	OPPONENT	TIME (PT)
OCT. 22	SAINT MARTIN'S (EXH)	W, 92-71
NOV. 5	PACIFIC LUTHERAN	W, 98-64
Nov. 7	at Washington State	L, 54-85
NOV. 9	EASTERN WASHINGTON	L, 66-74
NOV. 12	PACIFIC UNIVERSITY (ORE.)	W, 115-81
Nov. 16	at Syracuse ~	4:00 PM
Nov. 19	at Ole Miss ~	4:30 PM
Nov. 25	vs. Bucknell (Orlando, FL) ~	11:00 AM
Nov. 26	vs. Yale or W. Michigan (Orlando, FL) ~	11 AM/1 PM
NOV. 30	IDAHO	7:00 PM
DEC. 3	INCARNATE WORD	7:00 PM
DEC. 7	PORTLAND ! #	7:00 PM
Dec. 17	at Washington	8:00 PM
DEC. 21	FLORIDA A&M	7:00 PM
DEC. 23	LONG BEACH STATE	3:00 PM
Dec. 28	at Saint Mary's	5:00 PM
Jan. 2	at Kansas City *	5:00 PM
Jan. 4	at Chicago State *	10:00 AM
JAN. 11	UTAH VALLEY *	7:00 PM
JAN. 16	UTRGV *	7:00 PM
JAN. 18	NM STATE *	7:00 PM
Jan. 23	at Grand Canyon *	6:00 PM
Jan. 25	at CSU Bakersfield *	7:00 PM
FEB. 1	CALIFORNIA BAPTIST * !	1:00 PM
Feb. 8	at Utah Valley *	1:00 PM
Feb. 13	at NM State *	6:00 PM
Feb. 15	at UTRGV *	5:00 PM
FEB. 20	GRAND CANYON *	7:00 PM
FEB. 22	CSU BAKERSFIELD *	7:00 PM
Feb. 29	at California Baptist *	7:00 PM
MAR. 5	CHICAGO STATE *	7:00 PM
MAR. 7	KANSAS CITY * !	1:00 PM

Mar. 12-14 at WAC Championship (Las Vegas, NV)

HOME GAMES played at the Redhawk Center unless noted

! Game played at accesso ShoWare Center (Kent, Wash.)

Elgin Baylor Classic | ~ Preseason NIT

* WAC game | All times listed are Pacific

All dates and times subject to change

206-398-GOSU (4678) | GoSeattleU.com/tix

All games broadcast on KTTH 770 AM



SEATTLE U (2-2)



SYRACUSE (1-1)

GAMEDAY ROUND-UP

Seattle University Redhawks (2-2) at Syracuse (1-1)
Saturday, Nov. 16, 2019 • 7:00 PM ET/4:00 PM PT • Carrier Dome • Syracuse, NY
LISTEN: KTTH 770 AM/mynorthwest.com (Max Gun)
WATCH: ACC Network Extra (Brian Higgins and Matt Roe)

ON TAP

Seattle U men's basketball (2-2) heads out on the first of two back-to-back, cross-country road trips, making its first-ever appearance in the Carrier Dome. The game against the Syracuse Orange (1-1) opens play for both teams in the Preseason NIT. Tip-off in Syracuse is set for 7 p.m. Eastern, 4 p.m. Pacific. The game will be carried on the ACC Network Extra. Fans can also tune in to KTTH 770 AM in Seattle or online at mynorthwest.com.

QUICK HITS

- Seattle U earned a 115-81 win over Pacific University (Ore.) on Nov. 12.
- The Redhawks surpassed the 100-point mark for the first time under Head Coach Jim Hayford. They achieved the feat twice during his first season (121 vs. Puget Sound on Nov. 12, 2017; 102 vs. Detroit Mercy on Nov. 18, 2017) and twice last year (107 vs. Northwest University on Nov. 28, 2018; 102 vs. Prairie View A&M on Dec. 20, 2018).
- Myles Carter poured in a career-high 37 points versus Pacific, the second 30+ point effort by a Redhawk this season.
- The Redhawks' 43-for-51 effort from the free-throw line vs. Pacific are both records during the modern day DI era. Myles Carter went 15-for-17 in the game and Aaron Nettles was 16-for-18, finishing with 16 points.

PROJECTED STARTING LINEUP

POS.	NO.	NAME	YR	HT	PPG	NOTABLE
F	1	Myles Carter	RSr.	6-9	16.3	37 points, 15 reb vs Pacific, both career-highs
G	12	Mattia Da Campo	Sr.	6-5	4.3	6 reb in first start of the year
G	13	Morgan Means	Sr.	6-3	8.5	10 pts, 7 reb, 3 stls vs EWU
G	23	Terrell Brown	RJo.	6-1	22.5	Team leader in points, rebounds and assists
G	24	Delante Jones	RSr.	6-5	7.3	8 pts, 5 reb vs Pacific

RESERVES

G	0	Rip Economou	So.	6-8	3.5	7 pts, 3 reb vs Pacific
G	2	Trey Hopkins	So.	6-4	7.8	7 pts, 6 reb vs Pacific
F	5	Joe Wall	So.	6-7	1.0*	Appeared in 11 games, went 3-8 from 3 in 2018-19
G	10	Aaron Nettles	Jr.	5-11	7.0	16 pts, 5 assts vs Pacific, all 16 pts came from the FT line
G/F	11	Riley Grigsby	So.	6-6	4.3*	Currently sidelined (hand injury)
F	14	Matt Vail	So.	6-5	0.0*	Appeared in 9 games in 2018-19
C	21	Jordan Dallas	Gr.	6-10	4.8	7 pts, 2 reb, 2 blks vs Pacific
F	25	Cade Alger	Fr.	6-9	—	18 pts, 12.3 reb and 3 assts per gm at Ripon Christian HS
G	33	Mikkel Hauge	Fr.	6-4	3.0	2 pts, 1 assts in 6 mins vs Pacific
F	34	Anand Hundal	Sr.	6-10	2.5	64 pts, 4 reb in 8 mins vs Pacific
G	35	Dovy Pinksus	Fr.	6-7	1.3	4 pts in collegiate debut vs PLU
G	41	Jaren Nafarrete	Fr.	5-7	—	15 pts, 5 assts, 4 reb, 3 stls per gm at Foothills Christian HS

* PPG from final 2018-19 stats

**UNIVERSITY INFORMATION**

Location: Seattle, Wash.
 Founded: 1891
 Chartered: 1898
 Enrollment: 4,647 (undergrad)
 Nickname: Redhawks
 Colors: Red and White
 Affiliation: NCAA Division I
 Conference: Western Athletic Conference
 Home Facility (capacity): Redhawk Center (999)
 President: Fr. Stephen Sundborg, S.J.
 Director of Athletics: Shaney Fink
 Athletic Ticket Office: 206-398-GOSU (4678)

MEN'S BASKETBALL COACHING STAFF

Head Coach: Jim Hayford (Third season)
 Alma Mater: (Azusa Pacific '89)
 Record at Seattle: 40-31 (Two season)
 Career Record: 400-206 (20 seasons)
 Associate Head Coach: Chris Victor (Third season)
 Alma Mater: Concordia '04
 Associate Head Coach: Alex Pribble (First season)
 Alma Mater: Cal '07
 Assistant Coach: Sam Kirby (Second season)
 Alma Mater: Seattle U '08
 Director of Operations: Mike Odlandi (Second season)
 Alma Mater: Whitworth '10
 Director of Player Dev.: Patrick Mulligan (Third season)
 Alma Mater: Gonzaga

TEAM FACTS

2018-19 Record: 18-15
 2018-19 WAC Record/Finish: 6-10/T7th
 Letterwinners Returning/Lost: 12/2
 Starters Returning/Lost: 5/1
 Redshirts: 0
 Newcomers: 6
 2018-19 Postseason Result: CIT First Round

ATHLETIC COMMUNICATIONS

Assoc AD for Strategic Comm/MBB Contact: Sarah Finney
 Office Phone: (206) 296-5915
 Cell Phone: (206) 445-2237
 Email: finneysa@seattleu.edu
 Asst. Director of Communications: Brian Vail
 Phone: (206) 296-2490 | Email: vailbr@seattleu.edu
 Asst. Director of Communications: Jason Oliveira
 Phone: (206) 296-2360 | Email: joliveira@seattleu.edu
 Athletic Website: www.GoSeattleU.com
 Radio (Talent): KTTH 770 AM (Dennis Patchin)
 Mailing Address:
 Seattle University, 901 12th Ave., PO Box 222000,
 Seattle, WA 98122

ABOUT THE SERIES VS SYRACUSE

This marks the first-ever meeting between Seattle U and Syracuse.

ABOUT THE ORANGE

Syracuse is 1-1 on the season following a 48-35 loss to ACC foe Virginia in their season-opener and a 70-54 win over Colgate on Nov. 13. Through two games, Elijah Hughes leads the Orange with 14 ppg, while Buddy Boeheim adds 12 ppg. Syracuse went 20-14 overall and 10-8 in the ACC in 2018-19. They earned an NCAA Tournament bid, falling in the first round to Baylor, 78-69. The Orange were picked eighth in the preseason ACC poll.

CENTURY MARK TIMES FOUR

Head Coach Jim Hayford earned his 400th career victory on Tuesday, Nov. 12 as the Redhawks defeated Pacific University, 115-81. The win was also Hayford's 40th at the helm of the Redhawks, achieved in just over two seasons. "Players win games," said Hayford postgame. "I've had a lot of great players and a lot of great assistant coaches. A lot of credit goes to my family. I've been doing this 21 years and it's a stressful job, so I guess I've got some stick-to-it-ness and I got a few things right." His road to 400 has included 12 seasons of 20 wins or more and 11 national postseason tournaments, including six (2003, 2007, 2008, 2009, 2010, 2011) at NCAA Division III Whitworth, three at EWU (2015, 2016, 2017) and two at Seattle U (2018, 2019). Hayford is in his 21st season as a head coach.

2019-20 NUMERICAL ROSTER

NO.	NAME	POS	HT	WT	YR/EXP	HOMETOWN/PREVIOUS SCHOOL
0	Rip Economou	G	6-8	190	So./IV	Santa Monica, Calif./Santa Monica HS
1	Myles Carter	F	6-9	230	RSr./IV	Chicago, Ill./St. Rita's of Cascia HS/Seton Hall
2	Trey Hopkins	G	6-3	180	So./IV	Midwest City, Okla./Carl Albert HS
5	Joe Wall	F	6-7	215	So./IV	Portland, Ore./Jesuit HS
10	Aaron Nettles	G	6-0	175	Jr./2V	Seattle, Wash./Seattle Prep
11	Riley Grigsby	G/F	6-6	220	So./IV	San Jose, Calif./Archbishop Mitty HS
12	Mattia Da Campo	G	6-5	210	Sr./3V	Venice, Italy/Stella Azura Academy
13	Morgan Means	G	6-3	175	Sr./3V	Compton, Calif./Redondo Union HS
14	Matt Vail	F	6-5	190	So./IV	Stanwood, Wash./Stanwood HS
21	Jordan Dallas	C	6-10	220	Gr./TR	Long Beach, Calif./Long Beach Poly/Weber State
23	Terrell Brown	G	6-1	175	RJr./IV	Seattle, Wash./Garfield HS/Shoreline CC
24	Delante Jones	G	6-5	195	RSr./IV	Chantilly, Va./Virginia Episcopal/American
25	Cade Alger	F	6-9	190	Fr./HS	Oakdale, Calif./Ripon Christian HS
30	Tiago Zibecchi *	G	6-6	200	RSr./TR	Rio de Janeiro, Brazil/Escola Alema Corcovado/Vanguard/Westcliff
33	Mikkel Hauge	G	6-4	200	Fr./HS	Copenhagen, Denmark/Vaerleose Basketball Club
34	Anand Hundal	F	6-10	230	Sr./IV	Manteca, Calif./Manteca HS/Las Positas College
35	Dovy Pinskus	F	6-7	195	Fr./HS	Vilnius, Lithuania/De La Salle HS/Sunrise Christian Academy
41	Jaren Nafarrete	G	5-7	140	Fr./HS	Chula Vista, Calif./Foothills Christian HS

* redshirting the 2019-20 season

COACHING STAFF

Head Coach: Jim Hayford (Azusa Pacific '89) – Third season
 Associate Head Coach: Chris Victor (Concordia Irvine '04) – Third season
 Associate Head Coach: Alex Pribble (Cal '07) – First season
 Assistant Coach: Sam Kirby (Seattle U '08) – Second season
 Director of Operations: Mike Odland (Whitworth '10) – Second season
 Director of Player Development: Patrick Mulligan (Gonzaga) – Third season

PRONUNCIATION GUIDE

#0 Rip Economou: Ee-con-oh-moe
 #12 Mattia Da Campo: Mat-ee-ah Dah-camp-oh
 #23 Terrell Brown: Teh-Rhel
 #25 Anand Hundal: Ah-nand Hun-dahl
 #30 Tiago Zibecchi: Tee-ah-goh Zee-beck-ee
 #33 Mikkel Hauge: Miggle How-guh
 #35 Dovy Pinskus: Doe-vee Pins-cuss
 #41 Jaren Nafarrete: Jare-en Naf-are-eh-tee



INSIDE THE NUMBERS

2019-20 Record	2-2
Non-Conference	2-2
WAC	0-0
Home	2-1
Away	0-1
Neutral	0-0
In overtime	0-0

Current Streak	W1
Last win	11/12/19 vs. Pacific (115-81)
Last loss	11/9/19 vs. EWU (66-74)
Current Home Streak	W1
Last win	11/12/19 vs. Pacific (115-81)
Last loss	11/9/19 vs. EWU (66-74)
Current Road Streak	L1
Last win	2/28/19 at CBU (67-65)
Last loss	11/7/19 at WSU (54-85)
Current Neutral Streak	L2
Last win	3/8/18 vs. UTRGV (77-60)
Last loss	3/14/19 vs. GCU (75-84)

Records When...

November	2-2
December	0-0
January	0-0
February	0-0
March	0-0

Monday	0-0
Tuesday	2-0
Wednesday	0-0
Thursday	0-1
Friday	0-0
Saturday	0-1
Sunday	0-0

Leading at halftime	2-1
Trailing at halftime	0-1
Tied at halftime	0-0

Scoring less than 60	0-1
Scoring between 60-69	0-1
Scoring between 70-79	0-0
Scoring between 80-89	0-0
Scoring 90 or more	2-0

Allowing less than 60	0-0
Allowing between 60-69	1-0
Allowing between 70-79	0-1
Allowing between 80-89	1-1
Allowing 90 or more	0-0

Shooting below 30%	0-0
Shooting between 30-39.9%	1-2
Shooting between 40-44.9%	0-0
Shooting between 45-49.9%	0-0
Shooting between 50-54.9%	0-0
Shooting 55% or above	1-0

Opponent shooting below 30%	0-0
Opponent shooting between 30-39.9%	1-1
Opponent shooting between 40-44.9%	0-1
Opponent shooting between 45-49.9%	0-0
Opponent shooting between 50-54.9%	0-0
Opponent shooting 55% or above	1-0

More or same rebounds than opponent	2-1
Fewer rebounds than opponent	0-1

Game decided by 1-5 Points	0-0
Game decided by 6-10 Points	0-1
Game decided by 11-15 Points	0-0
Game decided by 16-20 Points	0-0
Game decided by 21+ Points	2-1

SU has 0 players in double figures	0-0
SU has 1 players in double figures	0-0
SU has 2 players in double figures	0-1
SU has 3 players in double figures	1-1
SU has 4 players in double figures	1-0
SU has 5+ players in double figures	0-0

Wearing Black Jerseys	0-1
Wearing Grey Jerseys	0-0
Wearing Red Jerseys	0-0
Wearing White Jerseys	2-1

LAST TIME OUT

Myles Carter turned in a career night and Head Coach Jim Hayford secured the 400th win of his career as the Redhawks earned a 115-81 victory over Pacific University on Nov. 12. Carter finished with 37 points and 15 boards, both career highs. The big man hit 11-12 from the field and 15-17 from the charity stripe. Terrell Brown added 19 points on 8-9 shooting and six assists. Aaron Nettles tacked on 16 points, all coming from the free-throw line, to go with five assists. The second half was the difference maker as Seattle U (2-2) established an 11-0 run coming out of the break to open a double-digit advantage. The Redhawks would lead by as many as 34 in the second half off hot mid-range shooting from Brown and post-play from Carter. Sharp team free-throw shooting from Seattle U in the second half also padded the score gap and put the home team in cruise control the remainder of the game. The Redhawks tallied 19-22 from the stripe in the second half, 43-51 on the night. Carter helped claw the Redhawks out of an early deficit courtesy of a Pacific three-point shooting display to give SU a 53-44 advantage at the half. Carter finished the first with 23 points to counter act the Boxers' 10 first half triples while Brown added 13 of his own to go with four helpers. The Redhawks shored things up defensively after halftime going man-to-man, allowing just 11 Pacific points in the first ten minutes of the new half. Pacific set the pace of play early, utilizing the full-court press to rack up Seattle U turnovers and quick passing around the arch to find the open triple. Pacific hit six threes in the opening eight minutes to establish a 20-19 lead. The Redhawks eased some of the first half Pacific pressure on the fast break, dishing to Carter in the paint to impose his 6-10 frame on the Pacific interior defense. The senior center powered his way to the rim to finish off chances and get to the free-throw line, going 10-11 in the first frame to keep things tight going into halftime. Seattle U scrambled the Boxers offensively, forcing Pacific into tough shots and pressuring the visitors into 17 turnovers to help secure their second victory of the year.

TERRELL ON A TEAR

Terrell Brown has had the hot hand to start the 2019-20 season. The redshirt junior leads Seattle U in scoring (22.5 ppg), rebounds (8.3 rpg) and assists (5.3 apg). He opened the year by nearly recording a triple-double, finishing with 16 points, eight rebounds and nine assists against Pacific Lutheran. He went on to pour in 24 points to go with eight rebounds at Washington State, finishing just two points shy of his then-career-high point total. On Nov. 9 against



Eastern Washington, the Seattle native upped the ante, draining a career-high 31 points on 12-28 from the field and 6-9 from the free-throw line. He added 13 rebounds for his first double-double of the season, and sixth of his Seattle U career. In the Redhawks' last outing, Brown had 19 points, six assists and four rebounds.

NEARING 1,000 POINT CLUB

Senior Morgan Means currently sits at 968 career points. The Compton, Calif., native needs just 32 points to reach 1,000 for his career. Means will become the third Seattle U player to reach the 1,000-point mark in the modern DI era. Aaron Broussard (2009-12) finished his career with 1,271 while Isiah Umipig (2013-15) scored 1,164 career points.

REDHAWK RUNDOWN

- Seattle U won its season opener for the first time in the Jim Hayford era. The Redhawks downed Pacific Lutheran University, 98-64, on Nov. 5. The last time the Redhawks had won their home opener was the 2016-17 season, also a win over the PLU Lutes.
- The Redhawks hit just one three pointer on Nov. 7 at Washington State, marking the least three's made in a game during Hayford's tenure. The Redhawks went 1-15 from deep versus the Cougars. The previous low was two made three-pointers, which happened on Dec. 29, 2018 at Cal and Jan 19, 2019 versus UTRGV.
- Sophomore guard Trey Hopkins was a spark in the Redhawk lineup the first two games this season. The Midwest City, Okla., native scored 11 points on Nov. 5 against Pacific Lutheran, then followed with a 10-point effort at Washington State on Thursday. He went 3-5 from the field and 4-4 from the charity stripe while also adding a pair of boards in 13 minutes of action.

PRESEASON HONORS

Junior Terrell Brown and senior Myles Carter picked up individual preseason honors. Brown was named to the Coaches' All-WAC First Team and the Media All-WAC Second Team, while Carter was selected to the Coaches' All-WAC Second Team.

Brown, a redshirt junior who transferred into the Redhawks program last year, completed his inaugural SU season averaging 14.1 ppg and 6.9 rpg. The Seattle native was named to both the 2018-19 WAC All-Newcomer Team and the All-WAC Second Team.

Carter, a redshirt senior, was one of the most dominant interior presences in the WAC one year ago. He led the WAC in blocked shots (60) and

double-doubles (11), while averaging 12.9 ppg and 7.9 rpg. Carter earned WAC All-Defensive Team honors in 2018-19 and was named to the NABC DI All-District 6 Second Team.

WAC PRESEASON POLLS

Seattle University men's basketball was selected to finished third in the Western Athletic Conference as both the WAC 2019-20 Preseason Coaches Poll and Media Poll. This marks the second consecutive year that the Redhawks have earned a third place selection, the highest preseason rank since 2014-15.

Reigning WAC champion NM State was selected to repeat the feat in 2019-20, earning eight of nine first-place votes in the Coaches' Poll. Coaches could not vote for their own team or players. The Aggies were also the unanimous first-place pick by the media. Grand Canyon was picked second in both polls.

CHALLENGING 2019-20 SCHEDULE

The 2019-20 schedule features as many as six 2019 NCAA Tournament teams including Syracuse (Nov. 16), Ole Miss (Nov. 19), Bucknell (Nov. 25), Washington (Dec. 17) and Saint Mary's (Dec. 28). A potential Nov. 26 meeting with reigning Ivc League champion Yale would make six.

HOME COURT ADVANTAGE

Seattle U has compiled a 234-150 (.609) record in North Court, including a 15-game winning streak that began Nov. 5, 2008 with a perfect 10-0 mark during the 2008-09 season. In 2017-18, the Redhawks went 9-1 at the Redhawk Center and in 2018-19, the Redhawks went 12-6.

GET YOUR 2019-20 TICKETS!

Season tickets for the Redhawks' complete 16-game home slate are also still available with prices starting as low as \$150 per seat. Also available for purchase now are mini-plan options as well as single-game tickets for non-conference games. For more information and to reserve your seats today, contact the SU Athletics Ticket office at 206-398-4678 or visit goseattleu.com/tix.

CHRISTMAS IN HAWAII IN 2020

It's never too early to start making holiday travel plans. And Seattle U basketball fans can now start preparing for sunshine and palm trees in December as the Redhawks have announced official acceptance into the 2020 Hawaiian Airlines Diamond Head Classic, hosted by the University of Hawaii and managed by ESPN Events.

"We are thrilled to be invited to one of the premier, nationally televised tournaments to be hosted each year," said Head Coach Jim Hayford. "This is an exciting opportunity for our players and our program as a whole."

Recent tournament winners have included TCU (2018), USC (2017), San Diego State (2016) and Oklahoma (2015). The 2019 field includes the likes of Georgia Tech, Washington, Hawaii, Boise State, Ball State, Houston, UTEP and Portland.

A full tournament bracket, ticket information and travel packages for the 2020 Diamond Head Classic will be revealed by ESPN Events in December. The tournament traditionally includes games on December 22, 23 and 25.

This tournament during the 20-21 season will make the second straight year that the Redhawks participate in a nationally televised tournament run by ESPN Events. This November, Seattle U will face 2019 NCAA Tournament teams Syracuse, Ole Miss and Yale, along with either Bucknell or Northern Michigan, all as part of the NIT Season Tip-Off.

YEAR TWO UNDER HEAD COACH JIM HAYFORD

Hayford's Redhawks went 18-15 overall in 2018-19, marking the first back-to-back seasons with 18 wins or more since 2007-08 and 2008-09. The squad jumped out to a 12-3 record to start the season, including wins over Pac-12 members Washington State and Cal, marking the best start to a year in more than 50 years. The Redhawks would battle injury and illness as conference play got underway, but rebounded to win five of their final six regular-season contests. Terrell Brown (All-WAC Second Team, WAC All-Newcomer Team) and Myles Carter (WAC All-Defensive Team, NBCA All-District Second Team) both entered the Seattle U all-time record book during the season. Brown's 150 assists ranks eighth all-time and Carter's 60 blocks ranks second. The team's 238 three-pointers ranks third all-time while their 118 blocks are second.



Jim Hayford was named Seattle University's men's basketball head coach on Wednesday, Mar. 28, 2017. In his first season at Seattle U, he led the Redhawks to their most successful season in the school's modern-day Division I era.

Hayford's Redhawks went 18-15 overall in 2018-19, marking the first back-to-back seasons with 18 wins or more since 2007-08 and 2008-09. The squad jumped out to a 12-3 record to start the season, including wins over Pac-12 members Washington State and Cal, marking the best start to a year in more than 50 years. The Redhawks would battle injury and

illness as conference play got underway, but rebounded to win five of their final six regular-season contests. Terrell Brown (All-WAC Second Team, WAC All-Newcomer Team) and Myles Carter (WAC All-Defensive Team, NBCA All-District Second Team) both entered the Seattle U all-time record book during the season. Brown's 150 assists ranks eighth all-time and Carter's 60 blocks ranks second. The team's 238 three-pointers ranks third all-time while their 118 blocks are second.

Inheriting a program that went 13-17 in 2016-17, Hayford led the 2017-18 Redhawks to finish 20-14 overall, 16-3 on their home court and 8-6 in Western Athletic Conference play. The win total marked a program high since returning to Division I in 2008-09, and marked the first 20-win DI season since 1963-64 when Seattle U finished 22-6. The 16 home victories was also a modern-day DI record, while the eight WAC wins was the most since joining the league in 2012-13. The fourth-place finish ties the best finish during the Redhawks six years competing in the WAC. The season culminated in Hayford's 10th national postseason appearance as a head coach as the Redhawks earned a berth in the Collegiate Basketball Invitational (CBI).

Hayford's up-tempo style of play saw the Redhawks set numerous modern-day DI program records including total points (2,589), field goals (881), field goal percentage (44.6), three-point field goals (312), free-throw percentage (73.8), rebounds (1,298) and blocks (123). Three Redhawks earned postseason honors from the WAC, including junior center Aaron Menzies (Second Team All-WAC, All-Defensive Team), sophomore guard Matej Kavaz (Second Team All-WAC) and graduate guard Jordan Hill (All-Newcomer Team). Menzies would set an all-time program record with 79 blocks and a modern-day DI record with 302 rebounds.

Hayford has 20 total seasons as a head coach, amassing an overall record of 398-204 (.670). Prior to Seattle U, he had stints at EWU, Whitworth (NCAA DIII) and Sioux Falls (NAIA). He has coached in 11 national postseason tournaments, including six (2003, 2007, 2008, 2009, 2010, 2011) at NCAA Division III Whitworth, three at EWU (2015, 2016, 2017) and two at Seattle U (2018, 2019).

COACH HAYFORD'S YEAR-BY-YEAR RESULTS

YEAR	SCHOOL	OVERALL	PCT	CONFERENCE
1999-00	Sioux Falls	15-15	.500	
2000-01	Sioux Falls	22-12	.647	
Totals at Sioux Falls	(2 seasons)	37-27	.578	
2001-02	Whitworth	20-7	.741	12-4/2nd
2002-03 \$	Whitworth	23-4	.851	13-3/1st
2003-04	Whitworth	19-6	.760	12-4/2nd
2004-05	Whitworth	13-11	.542	9-7/4th
2005-06	Whitworth	20-7	.741	13-3/2nd
2006-07 \$	Whitworth	24-4	.857	13-3/1st
2007-08 \$	Whitworth	21-7	.750	12-4/1st
2008-09 \$	Whitworth	23-6	.793	12-4/2nd
2009-10 \$	Whitworth	26-3	.897	16-0/1st
2010-11 \$	Whitworth	28-2	.933	15-1/1st
Totals at Whitworth	(10 seasons)	217-57	.792	
2011-12	Eastern Washington	15-17	.469	8-8/4th
2012-13	Eastern Washington	10-21	.323	7-13/8th
2013-14	Eastern Washington	15-16	.484	10-10/T6th
2014-15 #	Eastern Washington	26-9	.743	14-4/T1st
2015-16 !	Eastern Washington	18-16	.529	10-8/T5th
2016-17 !	Eastern Washington	22-12	.647	13-5/2nd
Totals at EWU	(6 seasons)	106-91	.538	
2017-18 !	Seattle University	20-14	.588	8-6/4th
2018-19 @	Seattle University	18-15	.545	6-10/7th
Totals at SU	(2 seasons)	38-29	.567	
Total as Head Coach	(20 seasons)	398-204	.670	

\$ - NCAA Division III participant

- NCAA DI Tournament participant, Big Sky Conference Tournament Champions & regular-season co-champions

! - College Basketball Invitational (CBI) Tournament participant

@ - CollegiateInsider.com Tournament (CIT) participant



In 2016-17, Hayford completed his sixth season as the head coach at EWU, leading the Eagles to a 22-12 overall record and a 13-5 mark in Big Sky Conference play. In six seasons with Hayford at the helm, the Eagles went to the NCAA Tournament (2015), the CBI Tournament (2016, 2017), earned a Big Sky regular season co-championship (2015) and won the Big Sky Tournament title (2015). Under Hayford, the Eagles had one Big Sky Conference Player of the Year (Jacob Wiles, 2017), two Big Sky Freshmen of the Year, 12 All-Big Sky selections, seven National Association of Basketball (NABC) All-District selections, two Associated Press honorable mention All-Americans and one NBA Draft pick (Tyler Harvey, 2015).

The building process at EWU hit its stride in 2014-15 when Hayford led the Eagles to a 26-9 mark, including a 14-4 Big Sky record. EWU went on to win the Big Sky Conference Tournament and earn a bid to the NCAA Tournament – the first postseason appearance for the program since 2003-04. The team featured Tyler Harvey, who was the nation's leader in scoring (23.1 ppg) and three-pointers made per game (4.0), and went on to be the program's third all-time NBA Draft pick. For his efforts, Hayford was named Big Sky Co-Coach of the Year.

Before taking over at Eastern Washington in March of 2011, Hayford spent 10 seasons building Whitworth University in Spokane, Wash., into a NCAA Division III powerhouse. In his tenure at the helm of the Pirates, Hayford had a record of 217-57 and a winning percentage of .792. He was the Northwest Conference Coach of the Year five times, and twice was honored by the NABC as the West Region Coach of the Year.

Taking over a program that went 25-24 in the two seasons prior (1999-01), Hayford coached the Pirates to eight 20-win seasons, six appearances in the NCAA Division III Tournament (including the last five seasons in a row), five Northwest Conference titles, three NCAA DIII Sweet 16 appearances (2008, 2010, 2011) and one Elite Eight appearance (2011). At the time he left Whitworth, his career winning percentage ranked among the top 10 among all active NCAA Division III coaches.

Prior to Whitworth, Hayford was head coach at the University of Sioux Falls (S.D.), where he compiled a 37-27 record in two seasons. During his inaugural season (1999-2000), he led the Cougars to their first conference playoff appearance in five years. Hayford's Cougars finished the 2000-01 season at 22-12, setting a school record for wins in a season. Prior to Hayford's arrival, USF was 9-17 in 1998-99.

Hayford served as the top assistant coach at Azusa Pacific University (Calif.) from 1990-99, including eight seasons under Bill Odell. APU won seven consecutive Golden State Athletic Conference titles during that time and advanced to the NAIA Division I Final Four in each of his final two seasons there.

Hayford earned his bachelor's degree in social science from Azusa Pacific in 1989. He earned a master's degree in education from Claremont Graduate School in 1991. Hayford and his wife, Robin, have two adult children, daughter, Jayme, and son, Joseph.



THE LAST TIME SEATTLE UNIVERSITY...

Won at home.....	11/12/19 vs. Pacific, 115-81
Lost at home.....	11/9/19 vs. Eastern Washington, 66-74
Won on the road.....	2/28/19 at California Baptist, 67-65
Lost on the road.....	11/7/19 at Washington State, 54-85
Won at a neutral site.....	3/8/18 vs. UTRGV (77-60 (Las Vegas)
Lost at a neutral site.....	3/14/18 vs. Grand Canyon, 75-84 (Las Vegas)
Won five+ consecutive games.....	six in 2018 (11/23/18-12/6/18)
Won 10+ consecutive games.....	10 in 2008-09 (1/13/09 - 2/27/09)
Won 20+ consecutive games.....	26 in 1953-54
Lost five+ consecutive games.....	5 in 2018-19 (1/3/19 - 1/19/19)
Scored less than 50 points.....	2/14/19 at UTRGV, 44-59
Scored 80-89 points.....	3/9/18 vs. Grand Canyon, 83-76 (ot)
Scored 90-99 points.....	11/5/19 vs. Pacific Lutheran, 98-64
Scored 100+ points.....	11/12/19 vs. Pacific, 115-81
Won an overtime game.....	3/9/18 vs. Grand Canyon, 83-76 (ot)
Lost an overtime game.....	3/3/18 vs. Central Arkansas, 92-90 (ot)
Defeated a nationally-ranked team.....	1/12/74 vs. #16 UNLV, 82-64
Lost to a nationally-ranked team.....	12/21/11 vs. #24 Virginia, 83-77
Hosted a nationally-ranked team.....	12/21/11 vs. #24 Virginia (L, 77-83)
Shot under 30% FG.....	11/16/16 at Notre Dame, 29.1% (16-55)
Shot 30-39.9% FG.....	11/9/19 at Eastern Washington, 35.3% (24-68)
Shot 40-49.9% FG.....	3/20/19 vs. Presbyterian, 41.7% (25-60)
Shot 50-59.9% FG.....	11/12/19 vs. Pacific, 57.6% (34-59)
Shot 60+% FG.....	2/15/18 vs. UTRGV, 60.8% (31-52)
Had 50+ rebounds.....	11/12/17 vs. Puget Sound, 61
Made 10+ 3-Pointers.....	1/24/19 at Chicago State, 12

THE LAST TIME A SEATTLE U PLAYER...

Scored 25-29 points.....	2/16/19, Terrell Brown at New Mexico State, 25
Scored 30-39 points.....	11/12/19, Myles Carter vs. Pacific, 37
Scored 40-59 points.....	11/28/09, Charles Garcia vs. Wofford, 41
Scored 60+ points.....	1/30/58, Elgin Baylor vs. Portland, 60
Made 10+ field goals.....	11/12/19, Myles Carter vs. Pacific, 11
Made 5+ 3-pointers.....	12/6/18, Matej Kavaz vs. Omaha, 6
Had 10-15 rebounds.....	11/12/19, Myles Carter vs. Pacific, 15
Had 16-19 rebounds.....	1/6/18, Aaron Menzies vs. Chicago State, 19
Had 20+ rebounds.....	2/15/97, Roger Hammond at Northwest College, 24
Had a double-double.....	11/12/19, Myles Carter vs. Pacific (37p, 15r)
Led team in pts. & rbs.....	11/12/19, Myles Carter vs. Pacific (37p, 15r)
Shot 100% FG (min. 5).....	12/19/16, Morgan Means vs. Southern Utah (5-5)
Shot 100% FT (min. 10).....	12/29/18, Morgan Means at California (16-16)
Had 10+ assists.....	11/23/18, Terrell Brown vs. Denver, 10
Had 5+ steals.....	12/1/18, Morgan Means vs. EWU, 5
Had 5+ blocks.....	11/28/18, Myles Carter vs. Northwest, 7

STATISTICAL NOTEABLES

30-plus Points	
37.....	Myles Carter vs. Pacific, 11/12/19
31.....	Terrell Brown vs. Eastern Washington, 11/9/19

20-plus Points	
24.....	Terrell Brown at Washington State, 11/7/19

15-plus Rebounds	
15.....	Myles Carter vs. Pacific, 11/12/19

5-plus Assists	
9.....	Terrell Brown vs. Pacific Lutheran, 11/5/19
6.....	Terrell Brown vs. Pacific, 11/12/19
6.....	Mattia Da Campo vs. Pacific, 11/12/19
5.....	Aaron Nettles vs. Pacific, 11/12/19

5-plus Steals	
.....	


5-plus Blocks	
.....	

DOUBLE-DOUBLES

Terrell Brown (31p, 13r).....	vs. Eastern Washington, 11/9/19
Myles Carter (37p, 15r).....	vs. Pacific, 11/12/19



SPEED CHART



RIP ECONOMOU
6-8 • 190 • G • SO



MYLES CARTER
6-9 • 230 • F • S-JR



TREY HOPKINS
6-3 • 180 • G • SO



JOE WALL
6-7 • 215 • F • SO




AARON NETTLES
6-0 • 175 • G • JR



RILEY GRIGSBY
6-6 • 220 • G/F • SO



MATTIA DA CAMPO
6-5 • 210 • G • SR




MORGAN MEANS
6-3 • 175 • G • SR



MATT VAIL
6-5 • 190 • F • SO



JORDAN DALLAS
6-10 • 220 • C • GR




TERRELL BROWN
6-1 • 175 • G • R-JR



DELANTE JONES
6-5 • 195 • G • S-JR




CADE ALGER
6-9 • 190 • F • FR




MIKKEL HAUGE
6-4 • 200 • G • FR



ANAND HUNDAL
6-10 • 230 • F • SR




DOVY PINSKUS
6-7 • 195 • G • FR



JAREN NAFARRETE
5-7 • 140 • G • FR



JIM HAYFORD
HEAD COACH



CHRIS VICTOR
ASSOCIATE HEAD COACH



ALEX PRIBBLE
ASSOCIATE HEAD COACH



SAM KIRBY
ASSISTANT COACH



MIKE ODLAND
DIRECTOR OF OPS



PATRICK MULLIGAN
DIRECTOR OF PLAYER DEV



Seattle University Basketball
Seattle U Combined Team Statistics (as of Nov 12, 2019)
All games

RECORD:	OVERALL	HOME	AWAY	NEUTRAL
ALL GAMES	2-2	2-1	0-1	0-0
CONFERENCE	0-0	0-0	0-0	0-0
NON-CONFERENCE	2-2	2-1	0-1	0-0

#	Player	gp-gs	min	avg	Total		3-Point		F-Throw		Rebounds				pf	dq	a	to	blk	stl	pts	avg
					fg-fga	fg%	3fg-fga	3fg%	ft-fa	ft%	off	def	tot	avg								
23	Brown, Terrell	4-4	123	30.8	38-71	.535	1-4	.250	13-18	.722	5	28	33	8.3	6	0	21	13	0	4	90	22.5
01	Carter, Myles	4-4	106	26.5	21-31	.677	0-2	.000	23-27	.852	8	22	30	7.5	9	0	1	8	7	3	65	16.3
13	Means, Morgan	2-2	61	30.5	6-20	.300	2-6	.333	3-3	1.000	1	9	10	5.0	9	1	0	3	0	3	17	8.5
02	Hopkins, Trey	4-1	79	19.8	12-29	.414	1-13	.077	6-8	.750	2	8	10	2.5	5	0	2	4	0	3	31	7.8
24	Jones, Delante	4-4	97	24.3	9-29	.310	5-18	.278	6-10	.600	2	11	13	3.3	14	1	2	12	1	2	29	7.3
10	Nettles, Aaron	4-0	74	18.5	4-17	.235	1-11	.091	19-23	.826	1	3	4	1.0	6	0	8	1	0	2	28	7.0
21	Dallas, Jordan	4-1	43	10.8	7-15	.467	3-9	.333	2-3	.667	3	8	11	2.8	6	0	0	2	3	0	19	4.8
12	Da Campo, Mattia	4-2	90	22.5	5-11	.455	0-3	.000	7-11	.636	9	14	23	5.8	9	0	9	2	0	1	17	4.3
00	Economou, Rip	4-2	59	14.8	6-18	.333	2-12	.167	0-0	.000	1	6	7	1.8	4	0	1	3	0	3	14	3.5
33	Hauge, Mikkel	3-0	19	6.3	3-3	1.000	1-1	1.000	2-4	.500	0	2	2	0.7	0	0	3	2	0	0	9	3.0
34	Hundal, Anand	4-0	33	8.3	4-6	.667	0-1	.000	2-2	1.000	3	4	7	1.8	2	0	1	2	1	0	10	2.5
35	Pinskus, Dovy	3-0	16	5.3	1-3	.333	0-0	.000	2-2	1.000	0	2	2	0.7	0	0	1	1	1	0	4	1.3
	Team										10	15	25				1					
	Total.....	4	800		116-253	.458	16-80	.200	85-111	.766	45	132	177	44.2	70	2	49	54	13	21	333	83.2
	Opponents.....	4	800		104-287	.362	39-137	.285	57-80	.713	52	100	152	38.0	92	-	45	49	9	25	304	76.0

TEAM STATISTICS	SU	OPP	Date	Opponent	Score	Att.
SCORING	333	304	11/05/19	PACIFIC LUTHERAN	w 98-64	828
Points per game	83.2	76.0	11/07/19	at Washington St.	L 54-85	2810
Scoring margin	+7.3	-	11/09/19	EASTERN WASH.	L 66-74	999
FIELD GOALS-ATT	116-253	104-287	11/12/19	PACIFIC (OR)	w 115-81	921
Field goal pct	.458	.362	* - Conference game			
3 POINT FG-ATT	16-80	39-137				
3-point FG pct	.200	.285				
3-pt FG made per game	4.0	9.8				
FREE THROWS-ATT	85-111	57-80				
Free throw pct	.766	.713				
F-Throws made per game	21.3	14.3				
REBOUNDS	177	152				
Rebounds per game	44.2	38.0				
Rebounding margin	+6.3	-				
ASSISTS	49	45				
Assists per game	12.3	11.3				
TURNOVERS	54	49				
Turnovers per game	13.5	12.3				
Turnover margin	-1.2	-				
Assist/turnover ratio	0.9	0.9				
STEALS	21	25				
Steals per game	5.3	6.3				
BLOCKS	13	9				
Blocks per game	3.3	2.3				
ATTENDANCE	2748	2810				
Home games-Avg/Game	3-916	1-2810				
Neutral site-Avg/Game	-	0-0				

Score by Periods	1st	2nd	Totals
Seattle U	157	176	333
Opponents	140	164	304



Seattle University Basketball
Seattle U Season Schedule/Results & Leaders (as of Nov 12, 2019)
All games

RECORD:	OVERALL	HOME	AWAY	NEUTRAL
ALL GAMES	2-2	2-1	0-1	0-0
CONFERENCE	0-0	0-0	0-0	0-0
NON-CONFERENCE	2-2	2-1	0-1	0-0

Date	Opponent		Score		Att. High Points	High Rebounds
11/05/19	PACIFIC LUTHERAN	W	98-64		828 (16)Brown, Terrell	(8)Brown, Terrell
11/07/19	at Washington St.		54-85	L	2810 (24)Brown, Terrell	(8)Brown, Terrell
						(8)Da Campo, Mattia
11/09/19	EASTERN WASH.		66-74	L	999 (31)Brown, Terrell	(13)Brown, Terrell
11/12/19	PACIFIC (OR)	W	115-81		921 (37)Carter, Myles	(15)Carter, Myles

* - Conference game

Attendance Summary	Games	Attend	Avg/Game
Home	3	2748	916
Away	1	2810	2810
Neutral	0	0	0
Total	4	5558	1390



Seattle University Basketball
Seattle U Team Game-by-Game (as of Nov 12, 2019)
All games

TEAM STATISTICS

Opponent	Date	Score		Total		3-Pointers		Free throws		Rebounds				pf	a	t/o	blk	stl	pts	avg
				fg-fga	pct	3fg-fga	pct	ft-fa	pct	off	def	tot	avg							
PACIFIC LUTHERAN	11/05/19	98-64	W	38-67	.567	8-28	.286	14-19	.737	15	28	43	43.0	14	17	9	3	5	98	98.0
at Washington St.	11/07/19	54-85	L	20-59	.339	1-15	.067	13-19	.684	9	30	39	41.0	14	4	12	4	1	54	76.0
EASTERN WASH.	11/09/19	66-74	L	24-68	.353	3-17	.176	15-22	.682	13	33	46	42.7	24	5	10	0	10	66	72.7
PACIFIC (OR)	11/12/19	115-81	W	34-59	.576	4-20	.200	43-51	.843	8	41	49	44.2	18	23	23	6	5	115	83.2
Seattle U		333		116-253	.458	16-80	.200	85-111	.766	45	132	177	44.2	70	49	54	13	21	333	83.2
Opponents		304		104-287	.362	39-137	.285	57-80	.713	52	100	152	38.0	92	45	49	9	25	304	76.0

Games played: 4
Points/game: 83.2
FG Pct: 45.8
3FG Pct: 20.0
FT Pct: 76.6

Rebounds/game: 44.2
Assists/game: 12.3
Turnovers/game: 13.5
Assist/turnover ratio: 0.9
Steals/game: 5.3
Blocks/game: 3.3



Seattle University Basketball
Seattle U Points-Rebounds-Assists (as of Nov 12, 2019)
All games

Opponent	Date	Score		00 ECONOMOU,R	01 CARTER,MYL	02 HOPKINS,TR	10 NETTLES,AA	12 DA CAMPO,M	13 MEANS,MORG	21 DALLAS,JOR
PACIFIC LUTHERAN	11/05/19	98-64	w	7-2-0	9-6-0	11-3-0	5-2-2	8-7-2	DNP	10-5-0
at Washington St.	11/07/19	54-85	L	0-1-0	8-3-0	10-0-0	4-0-1	1-8-0	7-3-0	0-1-0
EASTERN WASH.	11/09/19	66-74	L	0-0-0	11-6-0	3-1-0	3-0-0	0-4-1	10-7-0	2-3-0
PACIFIC (OR)	11/12/19	115-81	w	7-4-1	37-15-1	7-6-2	16-2-5	8-4-6	DNP	7-2-0

Opponent	Date	Score		23 BROWN,TERR	24 JONES,DELA	33 HAUGE,MIKK	34 HUNDAL,ANA	35 PINSKUS,DO
PACIFIC LUTHERAN	11/05/19	98-64	w	16-8-9	15-1-1	7-1-2	6-3-0	4-1-1
at Washington St.	11/07/19	54-85	L	24-8-2	0-4-1	0-1-0	0-0-0	0-0-0
EASTERN WASH.	11/09/19	66-74	L	31-13-4	6-3-0	DNP	0-0-0	DNP
PACIFIC (OR)	11/12/19	115-81	w	19-4-6	8-5-0	2-0-1	4-4-1	0-1-0



#00 Economou, Rip

Opponent	Date	gs	min	Total		3-Pointers		Free throws		Rebounds				pf	a	t/o	blk	stl	pts	avg	
				fg-fga	pct	3fg-fga	pct	ft-fga	pct	off	def	tot	avg								
PACIFIC LUTHERAN	11/05/19	*	26	3-9	.333	1-7	.143	0-0	.000	0	2	2	2.0	2	0	0	0	3	7	7.0	
at Washington St.	11/07/19		10	0-1	.000	0-1	.000	0-0	.000	1	0	1	1.5	2	0	0	0	0	0	3.5	
EASTERN WASH.	11/09/19		1	0-0	.000	0-0	.000	0-0	.000	0	0	0	1.0	0	0	0	0	0	0	2.3	
PACIFIC (OR)	11/12/19	*	22	3-8	.375	1-4	.250	0-0	.000	0	4	4	1.8	0	1	3	0	0	7	3.5	
Totals			2	59	6-18	.333	2-12	.167	0-0	.000	1	6	7	1.8	4	1	3	0	3	14	3.5

Games played: 4
 Minutes/game: 14.8
 Points/game: 3.5
 FG Pct: 33.3
 3FG Pct: 16.7

Rebounds/game: 1.8
 Assists/game: 0.3
 Turnovers/game: 0.8
 Assist/turnover ratio: 0.3
 Steals/game: 0.8

CAREER STATS

Year	GP-GS	Min/Avg	Total		3-Point		FT-FTA	Pct	Off-Def	Tot	Avg	PF-FO	Ast	TO	Blk	Stl	Pts/Avg
			FG-FGA	Pct	FG-FGA	Pct											
2018-19	15-0	64/4.3	7-27	.259	6-24	.250	3-5	.600	4-2	6	0.4	15-0	0	2	1	0	23/1.5
2019-20	4-2	59/14.8	6-18	.333	2-12	.167	0-0	.000	1-6	7	1.8	4-0	1	3	0	3	14/3.5
TOTAL	19-2	123/6.5	13-45	.289	8-36	.222	3-5	.600	5-8	13	0.7	19-0	1	5	1	3	37/1.9

SINGLE-GAME HIGHS

Points: 9, Prairie View -- 12/20/18
 Rebounds: 4, Pacific (OR) -- 11/12/19
 Assists: 1, Pacific (OR) -- 11/12/19
 Steals: 3, Pacific Lutheran -- 11/05/19 ; Pacific Lutheran -- 11/05/19
 Blocks: 1, Utah Valley -- 02/26/19
 FG made: 3, 4 times
 3FG attempts: 7, Pacific Lutheran -- 11/05/19
 FT made: 2, at CSU Bakersfield -- 01/03/19
 FT attempts: 2, at CSU Bakersfield -- 01/03/19 ; Puget Sound -- 11/08/18



#01 Carter, Myles

Opponent	Date	gs	min	Total		3-Pointers		Free throws		Rebounds				pf	a	t/o	blk	stl	pts	avg	
				fg-fga	pct	3fg-fga	pct	ft-fta	pct	off	def	tot	avg								
PACIFIC LUTHERAN	11/05/19	*	18	3-4	.750	0-1	.000	3-4	.750	1	5	6	6.0	1	0	2	1	0	9	9.0	
at Washington St.	11/07/19	*	30	3-7	.429	0-1	.000	2-2	1.000	2	1	3	4.5	0	0	1	4	0	8	8.5	
EASTERN WASH.	11/09/19	*	27	4-8	.500	0-0	.000	3-4	.750	1	5	6	5.0	4	0	1	0	2	11	9.3	
PACIFIC (OR)	11/12/19	*	31	11-12	.917	0-0	.000	15-17	.882	4	11	15	7.5	4	1	4	2	1	37	16.3	
Totals			4	106	21-31	.677	0-2	.000	23-27	.852	8	22	30	7.5	9	1	8	7	3	65	16.3

Games played: 4
 Minutes/game: 26.5
 Points/game: 16.3
 FG Pct: 67.7
 3FG Pct: 0.0
 FT Pct: 85.2

Rebounds/game: 7.5
 Assists/game: 0.3
 Turnovers/game: 2.0
 Assist/turnover ratio: 0.1
 Steals/game: 0.8
 Blocks/game: 1.8

CAREER STATS

Year	GP-GS	Min/Avg	Total		3-Point		FT-FTA	Pct	Rebounds				PF-FO	Ast	TO	Blk	Stl	Pts/Avg
			FG-FGA	Pct	FG-FGA	Pct			Off-Def	Tot	Avg							
2015-16*	9-0	32/3.6	2-2	1.000	0-0	.000	1-4	.250	3-3	6	0.7	5-0	1	3	1	0		5/0.6
2016-17*	5-0	33/6.6	2-7	.286	0-0	.000	0-1	.000	2-5	7	1.4	17-0	8	13	0	11		4/0.8
2018-19	33-33	974/29.5	163-342	.477	6-15	.400	94-151	.623	77-183	260	7.9	121-9	16	74	60	5		426/12.9
2019-20	4-4	106/26.5	21-31	.677	0-2	.000	23-27	.852	8-22	30	7.5	9-0	1	8	7	3		65/16.3
TOTAL	37-37	1080/29.2	184-373	.493	6-17	.353	117-178	.657	85-205	290	7.8	130-9	17	82	67	8		491/13.3
All*	51-37	1145/22.5	188-382	.492	6-17	.353	118-183	.645	90-213	303	5.9	152-9	26	98	68	19		500/9.8

SINGLE-GAME HIGHS

Points: 37, Pacific (OR) -- 11/12/19
 Rebounds: 15, UTRGV -- 01/19/19 ; Pacific (OR) -- 11/12/19
 Assists: 2, 5 times
 Steals: 2, Eastern Wash. -- 11/09/19 ; at Portland -- 12/17/18
 Blocks: 7, Northwest (WA) -- 11/28/18
 FG made: 11, Pacific (OR) -- 11/12/19 ; at California -- 12/29/18
 FG attempts: 19, UTRGV -- 01/19/19
 3FG made: 1, 6 times
 3FG attempts: 3, Utah Valley -- 02/26/19
 FT made: 15, Pacific (OR) -- 11/12/19
 FT attempts: 17, Pacific (OR) -- 11/12/19



#02 Hopkins, Trey

Opponent	Date	gs	min	Total		3-Pointers		Free throws		Rebounds				pf	a	t/o	blk	stl	pts	avg
				fg-fga	pct	3fg-fga	pct	ft-fta	pct	off	def	tot	avg							
PACIFIC LUTHERAN	11/05/19	*	27	5-10	.500	0-4	.000	1-2	.500	2	1	3	3.0	3	0	1	0	1	11	11.0
at Washington St.	11/07/19		13	3-5	.600	0-1	.000	4-4	1.000	0	0	0	1.5	0	0	0	0	0	10	10.5
EASTERN WASH.	11/09/19		20	1-6	.167	0-4	.000	1-2	.500	0	1	1	1.3	1	0	0	0	1	3	8.0
PACIFIC (OR)	11/12/19		19	3-8	.375	1-4	.250	0-0	.000	0	6	6	2.5	1	2	3	0	1	7	7.8
Totals			1	79	12-29	.414	1-13	.077	6-8	.750	2	8	10	2.5	5	2	4	0	31	7.8

Games played: 4
 Minutes/game: 19.8
 Points/game: 7.8
 FG Pct: 41.4
 3FG Pct: 7.7
 FT Pct: 75.0

Rebounds/game: 2.5
 Assists/game: 0.5
 Turnovers/game: 1.0
 Assist/turnover ratio: 0.5
 Steals/game: 0.8

CAREER STATS

Year	GP-GS	Min/Avg	Total		3-Point		FT-FTA	Pct	Off-Def	Tot	Avg	PF-FO	Ast	TO	Blk	Stl	Pts/Avg
			FG-FGA	Pct	FG-FGA	Pct											
2018-19	18-2	136/7.6	17-40	.425	3-16	.188	3-5	.600	11-10	21	1.2	14-0	4	7	0	2	40/2.2
2019-20	4-1	79/19.8	12-29	.414	1-13	.077	6-8	.750	2-8	10	2.5	5-0	2	4	0	3	31/7.8
TOTAL	22-3	215/9.8	29-69	.420	4-29	.138	9-13	.692	13-18	31	1.4	19-0	6	11	0	5	71/3.2

SINGLE-GAME HIGHS

Points: 12, Northwest (WA) -- 11/28/18
 Rebounds: 6, Pacific (OR) -- 11/12/19
 Assists: 2, California Baptist -- 02/02/19 ; Pacific (OR) -- 11/12/19
 Steals: 1, 6 times
 FG made: 5, Pacific Lutheran -- 11/05/19 ; Northwest (WA) -- 11/28/18
 FG attempts: 10, Pacific Lutheran -- 11/05/19
 3FG made: 2, Northwest (WA) -- 11/28/18
 3FG attempts: 4, 4 times
 FT made: 4, at Washington St. -- 11/07/19
 FT attempts: 4, at Washington St. -- 11/07/19



#10 Nettles, Aaron

Opponent	Date	gs	min	Total		3-Pointers		Free throws		Rebounds				pf	a	t/o	blk	stl	pts	avg
				fg-fga	pct	3fg-fga	pct	ft-fga	pct	off	def	tot	avg							
PACIFIC LUTHERAN	11/05/19		19	2-8	.250	1-5	.200	0-0	.000	1	1	2	2.0	2	2	0	0	0	5	5.0
at Washington St.	11/07/19		13	1-3	.333	0-1	.000	2-3	.667	0	0	0	1.0	0	1	0	0	0	4	4.5
EASTERN WASH.	11/09/19		21	1-2	.500	0-1	.000	1-2	.500	0	0	0	0.7	0	0	1	0	1	3	4.0
PACIFIC (OR)	11/12/19		21	0-4	.000	0-4	.000	16-18	.889	0	2	2	1.0	4	5	0	0	1	16	7.0
Totals		0	74	4-17	.235	1-11	.091	19-23	.826	1	3	4	1.0	6	8	1	0	2	28	7.0

Games played: 4
 Minutes/game: 18.5
 Points/game: 7.0
 FG Pct: 23.5
 3FG Pct: 9.1
 FT Pct: 82.6

Rebounds/game: 1.0
 Assists/game: 2.0
 Turnovers/game: 0.3
 Assist/turnover ratio: 8.0
 Steals/game: 0.5

CAREER STATS

Year	GP-GS	Min/Avg	Total		3-Point		FT-FTA	Pct	Off-Def	Tot	Avg	PF-FO	Ast	TO	Blk	Stl	Pts/Avg
			FG-FGA	Pct	FG-FGA	Pct											
2017-18	32-2	244/7.6	25-60	.417	20-52	.385	13-17	.765	4-17	21	0.7	21-0	9	10	0	6	83/2.6
2018-19	29-3	366/12.6	29-62	.468	22-50	.440	10-14	.714	2-16	18	0.6	39-0	11	13	0	16	90/3.1
2019-20	4-0	74/18.5	4-17	.235	1-11	.091	19-23	.826	1-3	4	1.0	6-0	8	1	0	2	28/7.0
TOTAL	65-5	684/10.5	58-139	.417	43-113	.381	42-54	.778	7-36	43	0.7	66-0	28	24	0	24	201/3.1

SINGLE-GAME HIGHS

Rebounds: 3, at Belmont -- 11/19/17 ; Pacific Lutheran -- 12/04/17 ; California -- 12/19/17
 Assists: 5, Pacific (OR) -- 11/12/19
 Steals: 2, 5 times
 FG made: 7, Pacific Lutheran -- 12/04/17
 FG attempts: 14, Pacific Lutheran -- 12/04/17
 3FG made: 6, Pacific Lutheran -- 12/04/17
 3FG attempts: 12, Pacific Lutheran -- 12/04/17
 FT made: 16, Pacific (OR) -- 11/12/19
 FT attempts: 18, Pacific (OR) -- 11/12/19



#12 Da Campo, Mattia

Opponent	Date	gs	min	Total		3-Pointers		Free throws		Rebounds				pf	a	t/o	blk	stl	pts	avg
				fg-fga	pct	3fg-fga	pct	ft-fga	pct	off	def	tot	avg							
PACIFIC LUTHERAN	11/05/19		19	4-6	.667	0-0	.000	0-0	.000	4	3	7	7.0	2	2	1	0	0	8	8.0
at Washington St.	11/07/19	*	27	0-1	.000	0-1	.000	1-3	.333	1	7	8	7.5	2	0	1	0	1	1	4.5
EASTERN WASH.	11/09/19	*	22	0-3	.000	0-2	.000	0-0	.000	1	3	4	6.3	3	1	0	0	0	0	3.0
PACIFIC (OR)	11/12/19		22	1-1	1.000	0-0	.000	6-8	.750	3	1	4	5.8	2	6	0	0	0	8	4.3
Totals		2	90	5-11	.455	0-3	.000	7-11	.636	9	14	23	5.8	9	9	2	0	1	17	4.3

Games played: 4
 Minutes/game: 22.5
 Points/game: 4.3
 FG Pct: 45.5
 3FG Pct: 0.0
 FT Pct: 63.6

Rebounds/game: 5.8
 Assists/game: 2.3
 Turnovers/game: 0.5
 Assist/turnover ratio: 4.5
 Steals/game: 0.3

CAREER STATS

Year	GP-GS	Min/Avg	Total		3-Point		FT-FTA	Pct	Off-Def	Tot	Avg	PF-FO	Ast	TO	Blk	Stl	Pts/Avg
			FG-FGA	Pct	FG-FGA	Pct											
2016-17	16-0	139/8.7	9-14	.643	1-3	.333	5-10	.500	6-11	17	1.1	19-0	14	17	0	3	24/1.5
2017-18	27-1	198/7.3	15-24	.625	4-9	.444	7-11	.636	16-29	45	1.7	29-0	17	7	0	9	41/1.5
2018-19	31-15	574/18.5	37-72	.514	9-19	.474	34-51	.667	64-70	134	4.3	49-3	24	30	1	8	117/3.8
2019-20	4-2	90/22.5	5-11	.455	0-3	.000	7-11	.636	9-14	23	5.8	9-0	9	2	0	1	17/4.3
TOTAL	78-18	1001/12.8	66-121	.545	14-34	.412	53-83	.639	95-124	219	2.8	106-3	64	56	1	21	199/2.6

SINGLE-GAME HIGHS

Points: 15, Pacific Lutheran -- 12/04/17
 Rebounds: 14, at California Baptist -- 02/28/19
 Assists: 6, Pacific (OR) -- 11/12/19
 Steals: 3, Puget Sound -- 11/12/17 ; Pacific Lutheran -- 12/04/17
 Blocks: 1, Grand Canyon -- 03/09/19
 FG made: 6, Pacific Lutheran -- 12/04/17
 FG attempts: 10, Pacific Lutheran -- 12/04/17
 3FG made: 2, California Baptist -- 02/02/19 ; at California Baptist -- 02/28/19 ; Pacific Lutheran -- 12/04/17
 3FG attempts: 6, Pacific Lutheran -- 12/04/17
 FT made: 6, at Utah Valley -- 01/12/19 ; CSU Bakersfield -- 03/07/19 ; Pacific (OR) -- 11/12/19
 FT attempts: 8, Pacific (OR) -- 11/12/19



#13 Means, Morgan

Opponent	Date	gs	min	Total		3-Pointers		Free throws		Rebounds				pf	a	t/o	blk	stl	pts	avg
				fg-fga	pct	3fg-fga	pct	ft-fta	pct	off	def	tot	avg							
at Washington St.	11/07/19	*	27	3-8	.375	1-2	.500	0-0	.000	0	3	3	3.0	4	0	3	0	0	7	7.0
EASTERN WASH.	11/09/19	*	34	3-12	.250	1-4	.250	3-3	1.000	1	6	7	5.0	5	0	0	0	3	10	8.5
Totals			2	6-20	.300	2-6	.333	3-3	1.000	1	9	10	5.0	9	0	3	0	3	17	8.5

Games played: 2
 Minutes/game: 30.5
 Points/game: 8.5
 FG Pct: 30.0
 3FG Pct: 33.3
 FT Pct: 100.0

Rebounds/game: 5.0
 Turnovers/game: 1.5
 Steals/game: 1.5

CAREER STATS

Year	GP-GS	Min/Avg	Total		3-Point		FT-FTA	Pct	Off-Def	Tot	Avg	PF-FO	Ast	TO	Blk	Stl	Pts/Avg
			FG-FGA	Pct	FG-FGA	Pct											
2016-17	29-29	683/23.6	67-165	.406	25-70	.357	36-56	.643	12-65	77	2.7	69-3	60	56	0	27	195/6.7
2017-18	34-9	940/27.6	103-260	.396	29-103	.282	58-73	.795	22-101	123	3.6	81-0	95	80	3	28	293/8.6
2018-19	33-33	1168/35.4	143-364	.393	62-168	.369	115-135	.852	22-121	143	4.3	114-11	98	80	1	41	463/14.0
2019-20	2-2	61/30.5	6-20	.300	2-6	.333	3-3	1.000	1-9	10	5.0	9-1	0	3	0	3	17/8.5
TOTAL	98-73	2852/29.1	319-809	.394	118-347	.340	212-267	.794	57-296	353	3.6	273-15	253	219	4	99	968/9.9

SINGLE-GAME HIGHS

Points: 26, Denver -- 11/23/18
 Rebounds: 9, Fairfield -- 11/24/18
 Assists: 13, Pacific Lutheran -- 12/04/17
 Steals: 5, Eastern Wash. -- 12/01/18
 Blocks: 1, 4 times
 FG made: 9, at California Baptist -- 02/28/19 ; Northwest (WA) -- 11/28/18 ; Northwest University -- 12/01/16
 FG attempts: 18, Northwest (WA) -- 11/28/18
 3FG made: 6, Denver -- 11/23/18
 3FG attempts: 10, at Utah Valley -- 01/12/19 ; Longwood -- 11/25/18
 FT made: 16, at California -- 12/29/18
 FT attempts: 16, Fairfield -- 11/24/18 ; at California -- 12/29/18



#21 Dallas, Jordan

Opponent	Date	gs	min	Total		3-Pointers		Free throws		Rebounds				pf	a	t/o	blk	stl	pts	avg
				fg-fga	pct	3fg-fga	pct	ft-fga	pct	off	def	tot	avg							
PACIFIC LUTHERAN	11/05/19		20	3-4	.750	2-3	.667	2-2	1.000	1	4	5	5.0	0	0	0	1	0	10	10.0
at Washington St.	11/07/19		4	0-3	.000	0-2	.000	0-0	.000	0	1	1	3.0	1	0	0	0	0	0	5.0
EASTERN WASH.	11/09/19		5	1-2	.500	0-0	.000	0-0	.000	2	1	3	3.0	3	0	1	0	0	2	4.0
PACIFIC (OR)	11/12/19	*	14	3-6	.500	1-4	.250	0-1	.000	0	2	2	2.8	2	0	1	2	0	7	4.8
Totals		1	43	7-15	.467	3-9	.333	2-3	.667	3	8	11	2.8	6	0	2	3	0	19	4.8

Games played: 4
Minutes/game: 10.8
Points/game: 4.8
FG Pct: 46.7
3FG Pct: 33.3
FT Pct: 66.7

Rebounds/game: 2.8
Turnovers/game: 0.5
Blocks/game: 0.8

CAREER STATS

Year	GP-GS	Min/Avg	Total		3-Point		FT-FTA	Pct	Off-Def	Tot	Avg	PF-FO	Ast	TO	Blk	Stl	Pts/Avg
			FG-FGA	Pct	FG-FGA	Pct											
2016-17*	28-0	258/9.2	22-42	.524	0-1	.000	21-27	.778	17-40	57	2.0	50-0	1	9	13	3	65/2.3
2017-18*	22-1	188/8.5	21-33	.636	1-2	.500	7-13	.538	4-27	31	1.4	32-0	5	15	5	2	50/2.3
2018-19*	5-0	18/3.6	1-3	.333	0-1	.000	0-0	.000	1-5	6	1.2	3-0	1	2	0	0	2/0.4
2019-20	4-1	43/10.8	7-15	.467	3-9	.333	2-3	.667	3-8	11	2.8	6-0	0	2	3	0	19/4.8
TOTAL	4-1	43/10.8	7-15	.467	3-9	.333	2-3	.667	3-8	11	2.8	6-0	0	2	3	0	19/4.8
All*	59-2	507/8.6	51-93	.548	4-13	.308	30-43	.698	25-80	105	1.8	91-0	7	28	21	5	136/2.3

SINGLE-GAME HIGHS

Points: 10, Pacific Lutheran -- 11/05/19
Rebounds: 5, Pacific Lutheran -- 11/05/19
Blocks: 2, Pacific (OR) -- 11/12/19
FG made: 3, Pacific Lutheran -- 11/05/19 ; Pacific (OR) -- 11/12/19
FG attempts: 6, Pacific (OR) -- 11/12/19
3FG made: 2, Pacific Lutheran -- 11/05/19
3FG attempts: 4, Pacific (OR) -- 11/12/19
FT made: 2, Pacific Lutheran -- 11/05/19
FT attempts: 2, Pacific Lutheran -- 11/05/19



#23 Brown, Terrell

Opponent	Date	gs	min	Total		3-Pointers		Free throws		Rebounds				pf	a	t/o	blk	stl	pts	avg	
				fg-fga	pct	3fg-fga	pct	ft-fta	pct	off	def	tot	avg								
PACIFIC LUTHERAN	11/05/19	*	21	8-10	.800	0-1	.000	0-1	.000	0	8	8	8.0	1	9	2	0	1	16	16.0	
at Washington St.	11/07/19	*	36	10-24	.417	0-1	.000	4-5	.800	1	7	8	8.0	1	2	5	0	0	24	20.0	
EASTERN WASH.	11/09/19	*	38	12-28	.429	1-2	.500	6-9	.667	4	9	13	9.7	2	4	2	0	1	31	23.7	
PACIFIC (OR)	11/12/19	*	28	8-9	.889	0-0	.000	3-3	1.000	0	4	4	8.3	2	6	4	0	2	19	22.5	
Totals			4	123	38-71	.535	1-4	.250	13-18	.722	5	28	33	8.3	6	21	13	0	4	90	22.5

Games played: 4
 Minutes/game: 30.8
 Points/game: 22.5
 FG Pct: 53.5
 3FG Pct: 25.0
 FT Pct: 72.2

Rebounds/game: 8.3
 Assists/game: 5.3
 Turnovers/game: 3.3
 Assist/turnover ratio: 1.6
 Steals/game: 1.0

CAREER STATS

Year	GP-GS	Min/Avg	Total		3-Point		FT-FTA	Pct	Off-Def	Tot	Avg	PF-FO	Ast	TO	Blk	Stl	Pts/Avg
			FG-FGA	Pct	FG-FGA	Pct											
2018-19	33-28	1103/33.4	180-396	.455	14-44	.318	90-132	.682	47-179	226	6.8	89-3	150	79	9	36	464/14.1
2019-20	4-4	123/30.8	38-71	.535	1-4	.250	13-18	.722	5-28	33	8.3	6-0	21	13	0	4	90/22.5
TOTAL	37-32	1226/33.1	218-467	.467	15-48	.313	103-150	.687	52-207	259	7.0	95-3	171	92	9	40	554/15.0

SINGLE-GAME HIGHS

Points: 31, Eastern Wash. -- 11/09/19
 Rebounds: 14, Northwest (WA) -- 11/28/18
 Assists: 10, Denver -- 11/23/18
 Steals: 4, at Utah Valley -- 01/12/19
 Blocks: 2, Southern Utah -- 11/18/18
 FG made: 12, Eastern Wash. -- 11/09/19
 FG attempts: 28, Eastern Wash. -- 11/09/19
 3FG made: 2, California Baptist -- 02/02/19 ; at New Mexico St. -- 02/16/19
 3FG attempts: 4, at CSU Bakersfield -- 01/03/19 ; at UTRGV -- 02/14/19 ; vs Grand Canyon -- 03/14/19
 FT made: 9, Washington St. -- 11/14/18
 FT attempts: 11, Washington St. -- 11/14/18



#24 Jones, Delante

Opponent	Date	gs	min	Total		3-Pointers		Free throws		Rebounds				pf	a	t/o	blk	stl	pts	avg
				fg-fga	pct	3fg-fga	pct	ft-fa	pct	off	def	tot	avg							
PACIFIC LUTHERAN	11/05/19	*	21	5-8	.625	3-5	.600	2-4	.500	1	0	1	1.0	3	1	2	0	0	15	15.0
at Washington St.	11/07/19	*	25	0-7	.000	0-5	.000	0-0	.000	0	4	4	2.5	4	1	0	0	0	0	7.5
EASTERN WASH.	11/09/19	*	28	2-7	.286	1-4	.250	1-2	.500	0	3	3	2.7	5	0	5	0	2	6	7.0
PACIFIC (OR)	11/12/19	*	23	2-7	.286	1-4	.250	3-4	.750	1	4	5	3.3	2	0	5	1	0	8	7.3
Totals		4	97	9-29	.310	5-18	.278	6-10	.600	2	11	13	3.3	14	2	12	1	2	29	7.3

Games played: 4
Minutes/game: 24.3
Points/game: 7.3
FG Pct: 31.0
3FG Pct: 27.8
FT Pct: 60.0

Rebounds/game: 3.3
Assists/game: 0.5
Turnovers/game: 3.0
Assist/turnover ratio: 0.2
Steals/game: 0.5
Blocks/game: 0.3

CAREER STATS

		Total			3-Point		Rebounds										
Year	GP-GS	Min/Avg	FG-FGA	Pct	FG-FGA	Pct	FT-FTA	Pct	Off-Def	Tot	Avg	PF-FO	Ast	TO	Blk	Stl	Pts/Avg
2015-16*	30-25	997/33.2	116-272	.426	39-106	.368	90-129	.698	26-81	107	3.6	82-0	54	79	6	22	361/12.0
2016-17*	30-30	949/31.6	121-298	.406	39-115	.339	63-92	.685	28-74	102	3.4	89-5	53	94	7	22	344/11.5
2018-19	26-23	748/28.8	109-276	.395	42-121	.347	53-68	.779	23-56	79	3.0	53-0	32	53	9	10	313/12.0
2019-20	4-4	97/24.3	9-29	.310	5-18	.278	6-10	.600	2-11	13	3.3	14-1	2	12	1	2	29/7.3
TOTAL	30-27	845/28.2	118-305	.387	47-139	.338	59-78	.756	25-67	92	3.1	67-1	34	65	10	12	342/11.4
All*	90-82	2791/31.0	355-875	.406	125-360	.347	212-299	.709	79-222	301	3.3	238-6	141	238	23	56	1047/11.6

SINGLE-GAME HIGHS

Points: 26, Omaha -- 12/06/18
Rebounds: 7, Bryant -- 11/11/18
Assists: 4, Longwood -- 11/25/18
Steals: 1, 10 times
Blocks: 3, Omaha -- 12/06/18
FG made: 9, Omaha -- 12/06/18
FG attempts: 17, New Mexico St. -- 01/17/19
3FG made: 4, at CSU Bakersfield -- 01/03/19 ; Omaha -- 12/06/18
3FG attempts: 9, Grand Canyon -- 03/09/19
FT made: 5, at Grand Canyon -- 01/05/19 ; vs Grand Canyon -- 03/14/19
FT attempts: 7, at Grand Canyon -- 01/05/19



#33 Hauge, Mikkel

Opponent	Date	gs	min	Total		3-Pointers		Free throws		Rebounds				pf	a	t/o	blk	stl	pts	avg
				fg-fga	pct	3fg-fga	pct	ft-fta	pct	off	def	tot	avg							
PACIFIC LUTHERAN	11/05/19		9	2-2	1.000	1-1	1.000	2-2	1.000	0	1	1	1.0	0	2	1	0	0	7	7.0
at Washington St.	11/07/19		4	0-0	.000	0-0	.000	0-2	.000	0	1	1	1.0	0	0	1	0	0	0	3.5
PACIFIC (OR)	11/12/19		6	1-1	1.000	0-0	.000	0-0	.000	0	0	0	0.7	0	1	0	0	0	2	3.0
Totals		0	19	3-3	1.000	1-1	1.000	2-4	.500	0	2	2	0.7	0	3	2	0	0	9	3.0

Games played: 3
 Minutes/game: 6.3
 Points/game: 3.0
 FG Pct: 100.0
 3FG Pct: 100.0
 FT Pct: 50.0

Rebounds/game: 0.7
 Assists/game: 1.0
 Turnovers/game: 0.7
 Assist/turnover ratio: 1.5

CAREER STATS

Year	GP-GS	Min/Avg	Total		3-Point		FT-FTA	Pct	Off-Def	Tot	Avg	PF-FO	Ast	TO	Blk	Stl	Pts/Avg
			FG-FGA	Pct	FG-FGA	Pct											
2019-20	3-0	19/6.3	3-3	1.000	1-1	1.000	2-4	.500	0-2	2	0.7	0-0	3	2	0	0	9/3.0
TOTAL	3-0	19/6.3	3-3	1.000	1-1	1.000	2-4	.500	0-2	2	0.7	0-0	3	2	0	0	9/3.0

SINGLE-GAME HIGHS

Points: 7, Pacific Lutheran -- 11/05/19
 Rebounds: 1, 4 times
 Assists: 2, Pacific Lutheran -- 11/05/19
 FG made: 2, Pacific Lutheran -- 11/05/19
 FG attempts: 2, Pacific Lutheran -- 11/05/19
 3FG made: 1, Pacific Lutheran -- 11/05/19
 3FG attempts: 1, Pacific Lutheran -- 11/05/19
 FT made: 2, Pacific Lutheran -- 11/05/19
 FT attempts: 2, 4 times



#34 Hundal, Anand

Opponent	Date	gs	min	Total		3-Pointers		Free throws		Rebounds				pf	a	t/o	blk	stl	pts	avg
				fg-fga	pct	3fg-fga	pct	ft-fga	pct	off	def	tot	avg							
PACIFIC LUTHERAN	11/05/19		12	2-4	.500	0-1	.000	2-2	1.000	3	0	3	3.0	0	0	0	0	0	6	6.0
at Washington St.	11/07/19		9	0-0	.000	0-0	.000	0-0	.000	0	0	0	1.5	0	0	0	0	0	0	3.0
EASTERN WASH.	11/09/19		4	0-0	.000	0-0	.000	0-0	.000	0	0	0	1.0	1	0	0	0	0	0	2.0
PACIFIC (OR)	11/12/19		8	2-2	1.000	0-0	.000	0-0	.000	0	4	4	1.8	1	1	2	1	0	4	2.5
Totals		0	33	4-6	.667	0-1	.000	2-2	1.000	3	4	7	1.8	2	1	2	1	0	10	2.5

Games played: 4
Minutes/game: 8.3
Points/game: 2.5
FG Pct: 66.7
3FG Pct: 0.0
FT Pct: 100.0

Rebounds/game: 1.8
Assists/game: 0.3
Turnovers/game: 0.5
Assist/turnover ratio: 0.5
Blocks/game: 0.3

CAREER STATS

Year	GP-GS	Min/Avg	Total		3-Point		FT-FTA	Pct	Off-Def	Tot	Avg	PF-FO	Ast	TO	Blk	Stl	Pts/Avg
			FG-FGA	Pct	FG-FGA	Pct											
2018-19	25-5	205/8.2	22-47	.468	10-31	.323	3-6	.500	15-30	45	1.8	29-0	6	7	15	4	57/2.3
2019-20	4-0	33/8.3	4-6	.667	0-1	.000	2-2	1.000	3-4	7	1.8	2-0	1	2	1	0	10/2.5
TOTAL	29-5	238/8.2	26-53	.491	10-32	.313	5-8	.625	18-34	52	1.8	31-0	7	9	16	4	67/2.3

SINGLE-GAME HIGHS

Points: 17, at Chicago State -- 01/24/19
Rebounds: 8, at Chicago State -- 01/24/19
Assists: 4, California Baptist -- 02/02/19
Steals: 2, at Chicago State -- 01/24/19
Blocks: 4, at UMKC -- 01/26/19
FG made: 6, at Chicago State -- 01/24/19
FG attempts: 9, at Chicago State -- 01/24/19
3FG made: 3, at Chicago State -- 01/24/19 ; at Stanford -- 11/06/18
3FG attempts: 6, at Chicago State -- 01/24/19
FT made: 2, Pacific Lutheran -- 11/05/19 ; at Chicago State -- 01/24/19
FT attempts: 3, at UMKC -- 01/26/19



#35 Pinsky, Dovy

Opponent	Date	gs	min	Total		3-Pointers		Free throws		Rebounds				pf	a	t/o	blk	stl	pts	avg
				fg-fga	pct	3fg-fga	pct	ft-fga	pct	off	def	tot	avg							
PACIFIC LUTHERAN	11/05/19		8	1-2	.500	0-0	.000	2-2	1.000	0	1	1	1.0	0	1	0	1	0	4	4.0
at Washington St.	11/07/19		2	0-0	.000	0-0	.000	0-0	.000	0	0	0	0.5	0	0	0	0	0	0	2.0
PACIFIC (OR)	11/12/19		6	0-1	.000	0-0	.000	0-0	.000	0	1	1	0.7	0	0	1	0	0	0	1.3
Totals		0	16	1-3	.333	0-0	.000	2-2	1.000	0	2	2	0.7	0	1	1	1	0	4	1.3

Games played: 3
 Minutes/game: 5.3
 Points/game: 1.3
 FG Pct: 33.3
 FT Pct: 100.0

Rebounds/game: 0.7
 Assists/game: 0.3
 Turnovers/game: 0.3
 Assist/turnover ratio: 1.0
 Blocks/game: 0.3

CAREER STATS

		Total			3-Point		Rebounds										
Year	GP-GS	Min/Avg	FG-FGA	Pct	FG-FGA	Pct	FT-FTA	Pct	Off-Def	Tot	Avg	PF-FO	Ast	TO	Blk	Stl	Pts/Avg
2019-20	3-0	16/5.3	1-3	.333	0-0	.000	2-2	1.000	0-2	2	0.7	0-0	1	1	1	0	4/1.3
TOTAL	3-0	16/5.3	1-3	.333	0-0	.000	2-2	1.000	0-2	2	0.7	0-0	1	1	1	0	4/1.3

SINGLE-GAME HIGHS

Points: 4, Pacific Lutheran -- 11/05/19
 Rebounds: 1, Pacific Lutheran -- 11/05/19
 Assists: 1, Pacific Lutheran -- 11/05/19
 Blocks: 1, Pacific Lutheran -- 11/05/19
 FG made: 1, Pacific Lutheran -- 11/05/19
 FG attempts: 2, Pacific Lutheran -- 11/05/19
 FT made: 2, Pacific Lutheran -- 11/05/19
 FT attempts: 2, Pacific Lutheran -- 11/05/19



2019-20 BOX SCORES

Official Basketball Box Score -- Game Totals -- Final Statistics Pacific Lutheran vs Seattle U 11/05/19 7:00 pm at Seattle, WA (Redhawk Center)

Pacific Lutheran 64 • 0-0,0-0 NWC

#	Player	Total		3-Ptr		Rebounds		PF	TP	A	TO	Blk	Stl	Min
		FG-FGA	FG-FGA	FT-FTA	FT-FTA	Off	Def							
32	Leighton Kingma	f	4-7	0-2	2-2	0	2	2	1	10	1	0	0	21
00	Jacob Bingham	g	2-3	1-2	0-0	0	1	1	0	5	0	2	0	19
01	Kelton Williams	g	2-9	0-1	3-4	2	1	3	1	7	1	1	0	26
05	Jordan Thomas	g	3-15	0-2	0-0	1	4	5	2	6	2	2	1	21
24	Conor Geiger	g	0-6	0-3	5-6	2	2	4	3	5	0	2	0	21
02	Nolan Wedlow	g	0-0	0-0	2-2	0	0	0	0	2	1	0	0	4
03	Blake Uyehara	g	2-3	1-1	0-0	0	1	1	2	5	0	1	0	11
04	Grayson Peet	g	1-1	1-1	0-0	0	0	0	0	3	0	0	0	2
10	Luke Worley	g	0-0	0-0	1-2	1	0	1	3	1	0	1	0	12
11	Nasreen Gutierrez-Or	g	2-5	1-3	0-0	1	1	2	0	5	0	0	0	9
12	Trey Garey	g	0-1	0-0	0-0	0	0	0	0	0	0	0	0	3
20	Seth Hall	g	3-6	0-1	0-0	1	0	1	0	6	1	1	0	13
22	Sean McCurdy	g	2-2	2-2	0-0	0	0	0	3	6	1	2	0	8
23	Brett Williams	g	0-0	0-0	0-0	0	0	0	2	0	1	0	0	9
30	Dylan McConnell	g	1-5	1-2	0-0	0	0	0	1	3	1	0	0	13
33	Bailey Verk	g	0-1	0-0	0-0	0	0	0	0	0	0	0	0	5
40	Kyle James	g	0-0	0-0	0-0	0	0	0	1	0	1	0	1	3
Team						5	0	5						
Totals			22-64	7-20	13-16	13	12	25	19	64	11	14	1	4

FG % 1st Half: 9-31 29.0% 2nd half: 13-33 39.4% Game: 22-64 34.4%
3FG % 1st Half: 2-9 22.2% 2nd half: 5-11 45.5% Game: 7-20 35.0%
FT % 1st Half: 3-4 75.0% 2nd half: 10-12 83.3% Game: 13-16 81.3%

Seattle U 98 • 1-0,0-0 WAC

#	Player	Total		3-Ptr		Rebounds		PF	TP	A	TO	Blk	Stl	Min
		FG-FGA	FG-FGA	FT-FTA	FT-FTA	Off	Def							
01	Myles Carter	f	3-4	0-1	3-4	1	5	6	1	9	0	2	1	18
00	Rip Economou	g	3-9	1-7	0-0	0	2	2	2	7	0	0	0	26
02	Trey von Hopkins	g	5-10	0-4	1-2	2	1	3	3	11	0	1	0	1
23	Terrell Brown	g	8-10	0-1	0-1	0	8	8	1	16	9	2	0	1
24	Delante Jones	g	5-8	3-5	2-4	1	0	1	3	15	1	2	0	21
10	Aaron Nettles	g	2-8	1-5	0-0	1	1	2	2	5	2	0	0	19
12	Mattia Da Campo	g	4-6	0-0	0-0	4	3	7	2	8	1	0	0	19
21	Jordan Dallas	g	3-4	2-3	2-2	1	4	5	0	10	0	1	0	20
33	Mikkel Hauge	g	2-2	1-1	2-2	0	1	1	0	7	2	1	0	9
34	Anand Hundal	g	2-4	0-1	2-2	3	0	3	0	6	0	0	0	12
35	Dovy Pinksus	g	1-2	0-0	2-2	0	1	1	0	4	1	0	1	8
Team						2	2	4						
Totals			38-67	8-28	14-19	15	28	43	14	98	17	9	3	5

FG % 1st Half: 19-34 55.9% 2nd half: 19-33 57.6% Game: 38-67 56.7%
3FG % 1st Half: 4-13 30.8% 2nd half: 4-15 26.7% Game: 8-28 28.6%
FT % 1st Half: 5-9 55.6% 2nd half: 9-10 90.0% Game: 14-19 73.7%

Officials: Derek Anganes,Levon Zakarian,Nate Harris
Technical fouls: Pacific Lutheran-None. Seattle U-Myles Carter.
Attendance: 628

Score by periods	1st	2nd	Total
Pacific Lutheran	23	41	64
Seattle U	47	51	98

Points	In	Off	2nd	Fast	Bench
PLU	26	4	16	6	31
SU	26	5	21	15	40

Last FG - PLU 2nd-01:22, SU 2nd-01:02.
Largest lead - PLU None, SU by 39 2nd-04:54.
PLU led for 00:00, SU led for 39:03. Game was tied for 00:57.

Score tied - 0 times.
Lead changed - 0 times.

Official Basketball Box Score -- Game Totals -- Final Statistics Eastern Wash. vs Seattle U 11/09/19 7:00 pm at Seattle, WA (Redhawk Center)

Eastern Wash. 74 • 2-0,0-0 Big Sky

#	Player	Total		3-Ptr		Rebounds		PF	TP	A	TO	Blk	Stl	Min
		FG-FGA	FG-FGA	FT-FTA	FT-FTA	Off	Def							
14	Mason Peatling	f	2-5	1-3	5-6	1	4	5	5	10	0	3	3	0
10	Jacob Davison	g	8-17	3-6	6-12	0	5	5	2	25	1	1	0	22
11	Jack Perry	g	1-3	0-2	6-7	0	3	3	3	8	1	1	0	0
24	Kim Aiken Jr.	g	4-16	0-9	3-4	5	14	19	2	11	2	1	0	37
05	Ellis Magnuson	g	1-3	0-2	0-0	1	0	1	3	2	1	2	0	0
00	Tyler Kidd	g	5-7	1-3	2-3	1	4	5	2	13	1	3	0	25
06	Casson Rouse	g	1-4	1-4	0-0	0	0	0	1	3	0	1	0	0
15	Tyler Robertson	g	0-0	0-0	0-0	0	1	1	2	0	0	0	0	3
35	Tanner Groves	g	1-4	0-2	0-0	0	5	5	3	2	0	2	1	0
Team						0	0	0						
Totals			23-59	6-31	22-32	8	36	44	23	74	5	15	5	2

FG % 1st Half: 7-31 22.6% 2nd half: 16-28 57.1% Game: 23-59 39.0%
3FG % 1st Half: 3-20 15.0% 2nd half: 3-11 27.3% Game: 6-31 19.4%
FT % 1st Half: 13-18 72.2% 2nd half: 9-14 64.3% Game: 22-32 68.8%

Seattle U 66 • 1-2,0-0 WAC

#	Player	Total		3-Ptr		Rebounds		PF	TP	A	TO	Blk	Stl	Min
		FG-FGA	FG-FGA	FT-FTA	FT-FTA	Off	Def							
01	Carter, Myles	f	4-8	0-0	3-4	1	5	6	4	11	0	1	0	27
12	Da Campo, Mattia	g	0-3	0-2	0-0	1	3	4	0	1	0	0	0	22
13	Means, Morgan	g	3-12	1-4	3-3	1	6	7	5	10	0	0	0	34
23	Brown, Terrell	g	12-28	1-2	6-9	4	9	13	2	31	4	2	0	1
24	Jones, Delante	g	2-7	1-4	1-2	0	3	3	5	6	0	5	0	2
00	Economou, Rip	g	0-0	0-0	0-0	0	0	0	0	0	0	0	0	1
02	Hopkins, Trey	g	1-6	0-4	1-2	0	1	1	1	3	0	0	1	20
10	Nettles, Aaron	g	1-2	0-1	1-2	0	0	0	0	3	0	1	0	1
21	Dallas, Jordan	g	1-2	0-0	0-0	2	1	3	2	0	1	0	0	5
34	Hundal, Anand	g	0-0	0-0	0-0	0	0	0	1	0	0	0	0	4
Team						4	5	9						
Totals			24-68	3-17	15-22	13	33	46	24	66	5	10	0	10

FG % 1st Half: 15-37 40.5% 2nd half: 9-31 29.0% Game: 24-68 35.3%
3FG % 1st Half: 1-9 11.1% 2nd half: 2-8 25.0% Game: 3-17 17.6%
FT % 1st Half: 5-8 62.5% 2nd half: 10-14 71.4% Game: 15-22 68.2%

Officials: Scott Brown,Larry Spaulding,Kevin Brilla
Technical fouls: Eastern Wash.-Mason Peatling; Tanner Groves; Tyler Kidd.
Seattle U-Carter, Myles; Dallas, Jordan.
Attendance: 999

Score by periods	1st	2nd	Total
Eastern Wash.	30	44	74
Seattle U	36	30	66

Points	In	Off	2nd	Fast	Bench
EWU	24	10	5	14	18
SU	30	16	10	9	8

Last FG - EWU 2nd-02:30, SU 2nd-00:39.
Largest lead - EWU by 12 2nd-03:54, SU by 9 1st-12:28.
EWU led for 10:25, SU led for 26:47. Game was tied for 02:44.

Score tied - 3 times.
Lead changed - 2 times.

Official Basketball Box Score -- Game Totals -- Final Statistics Seattle U vs Washington St. 11/07/19 6:00 pm at Pullman, WA (Beasley Coliseum)

Seattle U 54 • 1-1,0-0 WAC

#	Player	Total		3-Ptr		Rebounds		PF	TP	A	TO	Blk	Stl	Min
		FG-FGA	FG-FGA	FT-FTA	FT-FTA	Off	Def							
01	Myles Carter	f	3-7	0-1	2-2	2	1	3	0	8	0	1	4	0
12	Mattia Da Campo	g	0-1	0-1	1-3	1	7	8	2	1	0	1	0	1
13	Morgan Means	g	3-8	1-2	0-0	0	3	3	4	7	0	3	0	27
23	Terrell Brown	g	10-24	0-1	4-5	1	7	8	1	24	2	5	0	0
24	Delante Jones	g	0-7	0-5	0-0	0	4	4	0	0	1	0	0	25
00	Rip Economou	g	0-1	0-1	0-0	1	0	1	2	0	0	0	0	10
02	Trey von Hopkins	g	3-5	0-1	4-4	0	0	0	0	10	0	0	0	13
10	Aaron Nettles	g	1-3	0-1	2-3	0	0	0	0	4	1	0	0	13
21	Jordan Dallas	g	0-3	0-2	0-0	0	1	1	0	0	0	0	0	4
33	Mikkel Hauge	g	0-0	0-0	0-2	0	1	1	0	0	0	1	0	0
34	Anand Hundal	g	0-0	0-0	0-0	0	0	0	0	0	0	0	0	9
35	Dovy Pinksus	g	0-0	0-0	0-0	0	0	0	0	0	0	0	0	2
Team						4	6	10						
Totals			20-59	1-15	13-19	9	30	39	14	54	4	12	4	1

FG % 1st Half: 10-32 31.3% 2nd half: 10-27 37.0% Game: 20-59 33.9%
3FG % 1st Half: 0-7 0.0% 2nd half: 1-8 12.5% Game: 1-15 6.7%
FT % 1st Half: 1-2 50.0% 2nd half: 12-17 70.6% Game: 13-19 68.4%

Washington St. 85 • 1-0,0-0 Pac-12

04	Aljaz Kunc	f	2-6	1-3	0-0	1	2	3	2	5	0	0	1	0	16
13	Jeff Pollard	f	3-9	1-5	0-0	3	4	7	1	7	2	0	1	0	20
02	CJ Elleby	g	12-18	3-8	0-1	2	5	7	1	27	0	0	0	0	30
10	Isaac Bonton	g	5-14	0-3	2-4	1	7	8	1	12	4	0	1	1	30
23	Jaylen Shead	g	2-5	2-2	3-4	0	2	2	2	9	3	0	0	3	27
01	Jervae Robinson		3-7	1-3	0-0	0	0	0	0	7	0	0	0	1	20
03	Daron Henson		1-2	0-1	0-0	0	0	0	0	2	0	0	0	0	2
05	Marvin Cannon		1-5	0-3	0-0	2	1	3	1	2	0	1	0	0	10
11	DJ Rodman		2-3	1-1	0-0	2	0	2	3	5	0	0	0	1	9
20	Deion James		0-3	0-1	4-4	0	4	4	0	4	1	2	0	1	16
24	Noah Williams		1-7	0-1	0-0	4	5	9	2	2	2	0	0	0	16
32	Tony Miller		1-2	0-0	1-2	1	0	1	0	3	1	0	0	0	4
	Team					3	1	4							
Totals			33-81	9-31	10-15	19	31	50	13	85	13	3	3	10	200