

SEATTLE UNIVERSITY | 2020-21 Men's Basketball Game Notes



GAME 16 & 17: SU vs. NM State - Feb. 12-13, 2021

CONTACT: Sarah Finney, Assoc. AD for Strategic Communications • finneysa@seattleu.edu • 206-445-2237 • GoSeattleU.com

2020-21 SCHEDULE

Nov. 25	at Portland ^	W, 84-72
Nov. 27	vs. William Jessup ^	W, 77-53
Nov. 29	vs. Air Force #	W, 63-45
Nov. 30	vs. CSUN #	L, 65-76
Dec. 3	at UCLA	L, 52-78
Dec. 6	at Long Beach State	L, 75-80
Dec. 9	at Washington	L, 41-73
DEC. 13	NORTHWEST	W, 89-40
DEC. 17	COLLEGE OF IDAHO	W, 78-54
Dec. 22	at California	L, 65-70
DEC. 30	PORTLAND	W, 84-68
JAN. 9	SAINT MARTIN'S	W, 98-63
JAN. 15	UTAH VALLEY *	6:00 PM
JAN. 16	UTAH VALLEY *	CANCELED
Jan. 22	at Tarleton State *	CANCELED
Jan. 23	at Tarleton State *	CANCELED
JAN. 29	CHICAGO STATE *	CANCELED
JAN. 30	CHICAGO STATE *	CANCELED
Feb. 5	at Dixie State *	L, 76-77
Feb. 6	at Dixie State *	W, 77-56
FEB. 12	NM STATE *	6:00 PM
FEB. 13	NM STATE *	6:00 PM
Feb. 19	at UTRGV *	5:00 PM
Feb. 20	at UTRGV *	5:00 PM
FEB. 26	GRAND CANYON *	6:00 PM
FEB. 27	GRAND CANYON *	6:00 PM
Mar. 5	at California Baptist *	6:00 PM
Mar. 6	at California Baptist *	6:00 PM

Mar. 11-13 at WAC Championship (Las Vegas, NV)

HOME GAMES played at the Redhawk Center

^ U.S. Bank Portland Invitational

2020 Vegas Bubble

* Western Athletic Conference game

All times listed are Pacific

All dates and times subject to change

All games broadcast on KTTH 770 AM

Complete schedule information at GoSeattleU.com/MBB



SEATTLE U



NM STATE

GAMEDAY ROUND-UP

Seattle University Redhawks (8-7, 1-2 WAC) at
NM State Aggies (4-4, 1-3 WAC)

Friday, Feb. 12, 2021 • 6:00 PM PT

Saturday, Feb. 13, 2021 • 6:00 PM PT

Redhawk Center • Seattle, Wash.

WATCH: ESPN+ (plus.espn.com)

Brandon Brown (play-by-play)

LISTEN: KTTH 770 AM (mynorthwest.com)

Doug Greenwald (play-by-play)

LIVE STATS: GoSeattleU.com

ON TAP

Seattle U men's basketball (8-7, 1-2 WAC) in back home this week, continuing Western Athletic Conference play against NM State (4-4, 1-3 WAC). The Redhawks and Aggies will face off inside the Redhawk Center on Friday, Feb. 12 and Saturday, Feb. 13. Tip-off each night is set for 6 p.m. Pacific. The game will stream live on ESPN+ in the US and on the WAC Digital Network internationally. It can be heard live on KTTH 770 AM and mynorthwest.com. Presenting sponsors are Copiers Northwest and Goldberg Jones.

QUICK HITS

- Seattle U earned a 1-1 split on the road at new WAC foe Dixie State last week.
- The Redhawks fell 77-76 on Friday, Feb. 5, their first game in exactly three weeks. Exactly 24 hours later, they bounced back for a convincing 77-56 win over the Trailblazers in St. George, Utah.
- Darrion Trammell led the team in both outings, pouring

in 30 points each night. He was named WAC Player of the Week for the second time this season for his efforts.

• Aaron Nettles had a career outing in the Friday match-up at Dixie, scoring a career-best 20 points while matching his single-game high with six three pointers. The senior now has 105 three's for his career.

• Freshman Kobe Williamson had a pair of monster games on the boards, hauling in a career-high 15 rebounds on Friday and added 11 more in Saturday's match-up.

ABOUT THE SERIES VS NM STATE

This will be the 22nd meeting all-time between Seattle U and NM State. The Aggies hold an 18-3 advantage over the Redhawks in the all-time series, including both meetings during the 2019-20 season. NM State won 75-67 final in Seattle on Jan. 18, 2020 and followed with a 72-64 final on Feb. 13, 2020 in Las Cruces.

The Aggies are winners of five straight in the series, with Seattle U's last victory coming on Feb. 17, 2018. On Senior Day at KeyArena, Jordan Hill poured in 24 points and Josh Hearlihy added 19 as Seattle U snapped a seven-game skid

LAST GAME STARTING LINEUP

POS.	NO.	NAME	YR	HT	PPG	RPG	NOTABLES
G	10	Aaron Nettles	Sr.	5-11	10.4	1.8	Career-high 20 points, including 6 3s, at Dixie State
G	12	Darrion Trammell	So.	5-10	19.7	4.1	Back-to-back 30-point games at Dixie State
F	15	Emeka Udenyi	Jr.	6-6	7.6	7.8	4th in the WAC in rebounding, 2nd in FG% (62.5)
G	24	Nate Robinson	Jr.	6-4	1.8	1.0	First start of the season at Dixie State
G	33	Kobe Williamson	Fr.	6-8	5.7	7.1	Career-high 15 rebounds at Dixie State

OFF THE BENCH

G	0	Rip Economou	Jr.	6-8	4.0	1.5	3 3s for 9 pts off the bench in win at Dixie State
G	1	Vas Pandža	Fr.	6-8	4.2	1.7	6 pts, 5 reb, 2 stls in win at Dixie State
F	5	Joe Wall	RSo.	6-7	1.7	0.3	Career-high 8 pts in 11 mins vs. Saint Martin's
F	11	Riley Grigsby	Jr.	6-6	18.7	5.0	Missed last two games due to injury
G	13	Angelo Stuart	So.	6-1	1.3	0.1	Season-high 7 pts vs. Northwest
F	23	Daron Henson	Gr.	6-8	1.6	1.5	Season-high 7 pts vs. Northwest
F	25	Jared Pearre	RJr.	6-8	4.1	3.4	6 pts, 5 reb in 19 mins vs. Utah Valley
G	35	Matthew Lewis	Fr.	6-1	0.0	0.0	First appearance of the season vs. Saint Martin's



UNIVERSITY INFORMATION

Location: Seattle, Wash.
Founded: 1891
Chartered: 1898
Enrollment: 4,299 (undergrad)
Nickname: Redhawks
Colors: Red and White
Affiliation: NCAA Division I
Conference: Western Athletic Conference
Home Facility (capacity): Redhawk Center (999)
President: Fr. Stephen Sundborg, S.J.
Director of Athletics: Shaney Fink
Athletic Ticket Office: 206-398-GOSU (4678)

MEN'S BASKETBALL COACHING STAFF

Head Coach: Jim Hayford (Fourth season)
Alma Mater: (Azusa Pacific '89)
Record at Seattle: 60-51 (Three seasons+)
Career Record: 420-226 (21 seasons+)
Associate Head Coach: Chris Victor (Fourth season)
Alma Mater: Concordia '04
Associate Head Coach: Alex Pribble (Second season)
Alma Mater: Cal '07
Assistant Coach: Sam Kirby (Third season)
Alma Mater: Seattle U '08
Director of Operations: Matt Jones (First season)
Alma Mater: Trinity '18

TEAM FACTS

2019-20 Record: 14-15
2019-20 WAC Record/Finish: 7-7/5th
Letterwinners Returning/Lost: 4/9
Starters Returning/Lost: 1/4
Redshirts: 4
Newcomers: 11
2019-20 Postseason Result: NA

ATHLETIC COMMUNICATIONS

Assoc AD for Strategic Comm/MBB Contact: Sarah Finney
Office Phone: (206) 296-5915
Cell Phone: (206) 445-2237
Email: finneysa@seattleu.edu
Asst. Director of Communications: Brian Vail
Phone: (206) 296-2490 | Email: vailbr@seattleu.edu
Asst. Director of Communications: Jason Oliveira
Phone: (206) 296-2360 | Email: joliveira@seattleu.edu
Athletic Website: www.GoSeattleU.com
Radio (Talent): KTTH 770 AM (Doug Greenwald)
Mailing Address:
Seattle University, 901 12th Ave., PO Box 222000,
Seattle, WA 98122

against the Aggies with a 73-63 OT victory.

The Redhawks have one other win over the Aggies as WAC foes, a 58-52 final on Jan. 17, 2015 at KeyArena.

SECOND WAC POTW HONOR FOR TRAMMELL

Darrion Trammell was named TicketSmarter WAC Player of the Week for February 1-7. The sophomore guard from Marin City, Calif., posted back-to-back 30-point games in a road split at Dixie State. He shot .500 from the field, .571 from three-point range and .769 on free throws to lead the Redhawk offensive effort. On Friday night, he scored 30 points on 10-of-22 shooting, adding five rebounds, six assists and a pair of steals, but Dixie State eked out a one-point win. He followed that up with another 30 points on Saturday, adding three steals and a block as the Redhawks cruised to a 77-56 win. On the season, Trammell leads the league with 28.7 points per game in conference play and 19.7 ppg overall, while his assists (5.7 per game) and steals (2.1 per game) are also a WAC-bests on the season.

TAKING CARE OF THE ROCK

For a second consecutive season, the Redhawks are among the nation's best in taking care of the basketball. In games played through Feb. 8, Seattle U ranks No. 8 nationally in turnover margin (4.9) and 23rd in turnovers per game (11.0). Both of those marks top the WAC. In seven of 15 games this year, they have kept giveaways to single digits. Last season, the Redhawks finished second nationally in fewest turnovers, and eighth in fewest turnovers per game (10.2).

PSA: TRAMMELL DOES IT ALL

- Following a pair of 30-point games, Darrion Trammell ranks first in the WAC in points (19.7 per game), assists (5.7 per game) and steals (2.1 per game). The 5-10 lead guard also adds 4.1 rebounds per game and shoots better than 85% from the free-throw line.
- His 5.7 assists per game rank 22nd nationally in games played through Feb. 8 and his 2.1 steals per game rank 32nd.
- Trammell has one double-double to his name this year – a 25-point, 13-assist outpouring on Dec. 30 versus Portland.
- He has scored in double figures in 13 of 15 games, has surpassed 20 points on six occasions and has three games with 30 points or more. He has also dished five assists or more in 10 of 15 outings.

ONE-TWO PUNCH

- Sophomore Darrion Trammell and junior Riley Grigsby rank 1-2 among all WAC players in scoring. Trammell averages 19.7 ppg while Grigsby adds 18.7 ppg for the Redhawks.
- One or the other has led Seattle U in scoring in all but one game this season.
- Grigsby has seven games with 20 or more points, including a career-high 28 points at Portland on Nov. 25 and four consecutive 20+ point games entering the weekend series at Dixie State.
- Trammell has surpassed the 20 point marker six times, including a career-high 32 points at Long Beach State on Dec. 6. The first-year Redhawk most recently poured in back-to-back 30-point efforts in a pair of games at Dixie State.

NETTLES FOR THREE

Aaron Nettles hit a combined seven three-pointers in the two games at Dixie State last week, moving his career total to 105 as a Redhawk. He now sits just 24 three's shy of staking a claim in the Seattle U all-time top-10 list. Bernard Seals (2002-06) currently holds the No. 10 spot with 129 career triples.

TRAMMELL NAMED WAC PLAYER OF THE WEEK

Darrion Trammell was named TicketSmarter WAC Player of the Week for Dec. 28-Jan. 3. He helped Seattle U end 2020 on a high note, scoring 25 points to go with 13 assists in an 84-68 win over Portland, the second win over the Pilots this season. He stayed on the court for 39 minutes to earn his first double-double of the season as he led SU in scoring for the fifth time this year. His points and assists led to Trammell having a hand in 53 of the Redhawks' 84 points on the night. He also added three rebounds, one steal and one block.

GRIGSBY NAMED WAC PLAYER OF THE WEEK

Riley Grigsby was named TicketSmarter WAC Player of the Week for Nov. 23-29. This marks Grigsby's first career Player of the Week honor. The junior guard/forward from San Jose, Calif., averaged 18.3 points per game to lead the Redhawks to their first 3-0 start since the 2008-09 season. He opened the season with a career-high 28 points in an 84-72 win at Portland, adding six rebounds, four assists and two blocks against the Pilots. Against William Jessup, he had 14 points to go along with four rebounds, two assists and two steals. Continuing the road trip from Portland to Las Vegas, Grigsby scored 13 points with three assists and a block in a 63-45 win over Air Force.



REDHAWK RUNDOWN

- The 98 point scored against Saint Martin's on Jan. 9 was the most points scored by the Redhawks since Feb. 20, 2020 when they defeated Grand Canyon, 95-89.
- Jared Pearre added four blocks to his 18-point, 10-rebound double-double against Portland on Dec. 30 in his biggest performance of the season thus far. His 18 points were his highest as a Redhawk and one point off his all-time career-high set during his time at CSUN.
- The win over Portland on Dec. 30 marked Seattle U's fifth consecutive home victory, stretching back to Feb. 20, 2020 when the streak began with a 95-89 win over Grand Canyon.
- The home-and-home sweep of the Pilots moves Seattle U to 5-0 against its Pacific Northwest rival since Head Coach Jim Hayford took over the Redhawk reigns.
- Seattle U's home opening win over Northwest on Dec. 13 was the latest home opener date since 1988-89 when Seattle U played its first 10 games on the road and did not host a home game until Jan. 6, 1989.
- The 40 points allowed by Northwest on Dec. 13 is the least allowed by a Redhawks squad since Dec. 17, 2015 when they earned a 98-36 win over Northwest Indian College.
- Seattle U opened the season with three consecutive wins for the first time since the 2008-09 season.
- The Redhawks picked up wins over WCC member Portland, NAIA William Jessup and Mountain West member Air Force in that stretch.
- Seattle U's 41 points at UW on Dec. 9 was the fewest points scored since a 59-44 loss at UTRGV on Feb. 14, 2019. It

2020-21 NUMERICAL ROSTER

NO.	NAME	POS	HT	WT	YR/EXP	HOMETOWN/PREVIOUS SCHOOL
0	Rip Economou	G	6-8	190	Jr./2V	Santa Monica, Calif./Santa Monica HS
1	Vas Pandža	G	6-8	210	Fr./HS	Leeds, England/The Hotchkiss School (Conn.)
5	Joe Wall	F	6-7	215	RSO./2V	Portland, Ore./Jesuit HS
10	Aaron Nettles	G	6-0	175	Sr./3V	Seattle, Wash./Seattle Prep
11	Riley Grigsby	G/F	6-6	220	Jr./2V	San Jose, Calif./Archbishop Mitty HS
12	Darrion Trammell	G	5-10	165	Jr./TR	Marin City, Calif./Saint Ignatius HS/City College of San Francisco
13	Angelo Stuart	G	6-1	165	So./TR	Queens, N.Y./Lincoln Academy Prep (Ga.)/Mineral Area College
14	Matt Vail	F	6-5	190	RSO./RS	Stanwood, Wash./Stanwood HS
15	Emeka Udenyi	F	6-6	225	Jr./TR	Oakland, Calif./De La Salle/City College of San Francisco
21	Viktor Rajković	F	6-5	210	Fr./HS	Mill Valley, Calif./The Branson School/Golden State Prep
23	Daron Henson	F	6-8	205	Gr./TR	Pasadena, Calif./Utah State/Salt Lake CC/Washington State
24	Nate Robinson	G	6-4	185	Jr./TR	Walnut Creek, Calif./Las Lomas HS/City College of San Francisco
25	Jared Pearre	F	6-8	205	RJr./TR	McKinney, Texas/McKinney HS/CSUN
30	Tiago Zibecchi	G	6-6	200	RSO./RS	Rio de Janeiro, Brazil/Escola Alema Corcovado/Vanguard/Westcliff
31	Robert Hutchens	G	6-4	190	Fr./HS	Arroyo Grande, Calif./Arroyo Grande HS
33	Kobe Williamson	G	6-8	225	Fr./HS	Melbourne, Australia/Haileybury College
35	Matthew Levis	G	6-1	175	Fr./HS	Portland, Ore./Jesuit HS
41	Jaren Nafarrete	G	5-7	140	RFr./RS	San Diego, Calif./Foothills Christian HS

COACHING STAFF

Head Coach: Jim Hayford (Azusa Pacific '89) – Fourth season
 Associate Head Coach: Chris Victor (Concordia Irvine '04) – Fourth season
 Associate Head Coach: Alex Pribble (Cal '07) – Second season
 Assistant Coach: Sam Kirby (Seattle U '08) – Third season
 Director of Operations: Matt Jones (Trinity '18) – First season

PRONUNCIATION GUIDE

#0 Rip Economou: Ee-con-oh-moe
 #1 Vas Pandža: Vah-ss Pahn-jah
 #12 Darrion Trammell: Dare-ee-on Tram-ehl
 #15 Emeka Udenyi: Em-eck-ah Oooh-den-ee
 #21 Viktor Rajkovic: Viktor Rai-koh-vich
 #23 Daron Henson: Dah-ron

#25 Jared Pearre: Pear-ee
 #30 Tiago Zibecchi: Tee-ah-goh Zee-beck-ee
 #35 Matthew Levis: Lev (like level) -iss (like hiss)
 #41 Jaren Nafarrete: Jare (like air) -en Naf-are-eh-tee

GAMEDAY PROTOCOLS

In accordance with state and local regulations and in the interest of public health, the Seattle University basketball season will begin without spectators in attendance at the Redhawk Center.

For the health and safety of participating student athletes, staff and game personnel, access will be permitted only to participating teams and essential workers.

Health and safety guidelines will be monitored on an ongoing basis to determine if limited capacity options become available at any point during the season.

HOW TO WATCH: Unless otherwise noted, all men's basketball WAC home games will be video streamed on ESPN+. Additional broadcast details, and specific information regarding road games, can be found on the team schedule page at GoSeattleU.com/MBB.

RADIO: All Seattle U men's basketball games will once again be available on KTTH 770 AM in the Seattle area, and online at mynorthwest.com.

SOCIAL MEDIA: In addition to game broadcasts and coverage on GoSeattleU.com, fans are encouraged to follow and engage with the Redhawks on social media. The Redhawks can be found on Twitter, Instagram by searching @seattleumbb and on Facebook at facebook.com/seattleumbb.

DOWNLOAD NEW GOSEATTLEU APP: Stay connected to your favorite teams with GoSeattleU, the official mobile app of Seattle U Athletics, powered by SIDEARM Sports. Featuring real-time news alerts, schedules, exclusive multimedia content, gameday details and more, the new GoSeattleU app is free and compatible with both mobile and tablet iOS and Android devices. Through the app, Redhawk fans enjoy a personalized mobile experience with the ability to receive breaking news and score notifications for the teams they follow, shop for official Seattle U merchandise, donate, manage tickets and more. The app is designed with a user-friendly interface that integrates with goseattleu.com to bring the latest Seattle U digital content right to your fingertips. Additionally, it includes links to video and audio streams of live games, in-game stats, and team social media feeds. To download the app to your smartphone or tablet, visit the App Store or Google Play and search for "Seattle U Athletics."



also marks the fewest points scored in a game during Jim Hayford's tenure.

- This marks the third time in Head Coach Jim Hayford's four years at Seattle U that the Redhawks have played at least a trio of Pac-12 opponents in a single season. The Redhawks are 2-10 against the conference during the span. The 2018-19 season brought both of those wins as Seattle U topped both Washington State and Cal, finishing 2-2 against the Pac-12 that year. In 2020-21, the Redhawks went 0-3 with losses at UCLA, Washington and Cal.
- Sophomore Darrion Trammell had a career-high 32 points in the loss at Long Beach State on Dec. 6. The game also marked his first start of the year.
- Riley Grigsby poured in six three pointers on his way to 24 points at Long Beach State on Dec. 6. The six threes were a career-high and the most threes made in a game since Matej Kavaz drained six on Dec. 23, 2017 against Nicholls State.
- Nate Robinson made his first appearance of the season on Dec. 3 at UCLA after missing the first four games due to a toe injury. The junior guard had two points, one rebound and one block in nine minutes of action.
- Junior Rip Economou drained four threes on Nov. 29 against Air Force on Nov. 29, notching a career-high 12 points.
- The Redhawks won their season opener for a second straight year, this time with an 84-72 victory over Portland on Nov. 25.
- The win over Portland was the fourth straight for Seattle U. The teams have met during each of the past four years and are set to meet again later this season.
- Riley Grigsby poured in a career-high 28 points in the season debut versus Portland. His performance over the first three games earned him WAC Player of the Week honors.
- Freshman Kobe Williamson had an impressive collegiate debut with 10 points and nine boards against Portland. He is the first freshman to start a season opener since Morgan Means did so in 2016-17. Means finished with five points, three rebounds and three assists in that outing.

OVERTIME

- Seattle U is 5-4 in overtime games under Head Coach Jim Hayford.
- The Redhawks played their first overtime game of 2020-21 on Jan. 15, 2021, suffering a 93-92 setback to Utah Valley.
- The Redhawks went 1-2 in extra time during the 2019-20 season, including an 88-87 loss at California Baptist on Feb. 29, 2020, which ultimately ended up being the final game of the shortened season.
- Seattle U also played triple overtime affair at Kansas City on Jan. 2, 2020, the longest game the Redhawks had played since a triple overtime defeat to Chicago State on Feb. 27, 2014.

HITTING THE CENTURY MARK

The Redhawks surpassed the 100-point mark for the fifth time under Head Coach Jim Hayford with their 115-81 win over Pacific University on Nov. 12, 2019. They achieved the feat twice during his first season (121 vs. Puget Sound on Nov. 12, 2017; 102 vs. Detroit Mercy on Nov. 18, 2017) and twice in 2018-19 (107 vs. Northwest University on Nov. 28, 2018; 102 vs. Prairie View A&M on Dec. 20, 2018).

HOME COURT ADVANTAGE

Seattle U has compiled a 246-154 (.617) record in the Redhawk Center, including a 15-game winning streak that began Nov. 5, 2008 with a perfect 10-0 mark during the 2008-09 season. In 2017-18, the Redhawks went 9-1, in 2018-19, the Redhawks went 12-6 and in 2019-20 they were 9-3. So far in 2020-21, the Redhawks are 4-1.

WAC HOME GAMES TO STREAM LIVE ON ESPN+

Beginning with the start of WAC play January 15-16, Seattle U men's basketball home games will be streamed exclusively on ESPN+. The move to the ESPN platform provides

the Redhawks with enhanced national exposure, adds talking points for recruiting and provides value-add for Seattle U partners. Seattle U's presence on the ESPN+ platform is not new. The Redhawks have previously been featured in select WAC Games of the Week. The WAC Men's and Women's Basketball Tournaments are also carried ESPN+ with the men's championship game broadcast on ESPNU. Numerous conference and non-conference opponents also stream games onto the ever-growing digital platform. ESPN+ content is available to stream in HD through the ESPN app on numerous connected devices (Apple, Android, and Amazon Fire devices, Roku, Samsung Smart TV, Chromecast, PlayStation 4, PlayStation 5, Xbox One, Xbox Series X, and Oculus Go) and on ESPN.com. A television subscription through a cable, satellite or digital provider with access to ESPN's traditional TV networks does not include access to ESPN+. As access to ESPN+ remains unavailable outside the US, international fans will continue to be able to watch games via the WAC Digital Network.

WINNING WAYS

While the Redhawks' squad features 11 new faces, they are not all new to each other including a trio of junior college transfers from City College of San Francisco. Nate Robinson, Darrion Trammell and Emeka Udenyi spent the 2019-20 season as teammates for the Rams, who went a perfect 30-0 while averaging more than 100 ppg.

PRESEASON HONORS

Junior forward Riley Grigsby earned the first league recognition of his career, being named to the Coaches Preseason All-WAC Second Team. The San Jose, Calif., native is the Redhawks' lone returning starter and is coming off of a sophomore campaign that saw him average 9.7 points and 5.5 rebounds per game. Grigsby led Seattle U in scoring twice and collected three double-doubles, including career highs of 23 points and 12 rebounds in a win over Grand Canyon on Feb. 20.

WAC PRESEASON POLLS

The Redhawks were selected to finished fifth in the Western Athletic Conference in both the WAC 2020-21 Preseason Coaches Poll and Media Poll.

Reigning WAC champion NM State was selected to repeat the feat in 2020-21, earning eight of nine first-place votes in the Coaches' Poll. Coaches could not vote for their own team or players. The Aggies were also the first-place pick by the media. Grand Canyon was picked second in both polls, followed by UTRGV in third and California Baptist in fourth.

AGAINST THE RANKS

A meeting with the nationally-ranked Washington on Dec. 17, 2019 was just the third game against a ranked opponent during Seattle U's modern-day DI era. Seattle U's last meeting with a ranked opponent came on Dec. 21, 2011, when it hosted No. 24 Virginia at KeyArena. The Cavaliers won, 83-77. The Redhawks' only other ranked match-up came on Mar. 3, 2009 against then No. 13 Washington. The Huskies would claim an 87-60 victory at Alaska Airlines Arena.

400 CAREER VICTORIES AND COUNTING FOR HAYFORD

Head Coach Jim Hayford earned his 400th career victory on Nov. 12, 2019 as the Redhawks defeated Pacific University, 115-81. The win was also Hayford's 40th at the helm of the Redhawks, achieved in just over two seasons. His road to 400 included 12 seasons of 20 wins or more and 11 national postseason tournaments, including six (2003, 2007, 2008, 2009, 2010, 2011) at NCAA Division III Whitworth, three at EWU (2015, 2016, 2017) and two at Seattle U (2018, 2019). Hayford is in his 22nd season as a head coach and now has 420 career victories.



FUTURE REDHAWK

Brody Nunn, a 6-2 guard hailing from Melbourne, Australia, will continue his playing career at Seattle U beginning in 2021.

"Brody is an outstanding shooter and very skilled guard," said Head Coach Jim Hayford said. "He is great in the classroom and will be a great leader on our campus."

Nunn attends Haileybury College in Melbourne, where he averaged 18.5 points, 5.0 rebounds, 2.0 steals and 4.0 assists per game during his junior season in 2019. He has also been a member of the U20 Victorian state team. Nunn averaged 12.0 points, 3.0 assists and 2.0 rebounds per game during the 2020 National Junior Championships. He shot 63 percent from the 3-point line during the U20 nationals, setting an all-time tournament record. His total makes ranked fourth during tournament play. Nunn competed for the Sandringham Sabers U18 team in the Southern Basketball Association, winning the 2018 U18 Victoria championship. During that 2018 season, he led the entire National Classic Tournament in made three-pointers with 27 while shooting at a 47 percent clip.

Current Redhawk freshman Kobe Williamson was Nunn's teammate at Haileybury, the Victorian state team and the Sandringham Sabers.



INSIDE THE NUMBERS

2020-21 Record.....	8-7
Non-Conference.....	7-5
WAC.....	1-2
Home.....	4-1
Away.....	2-5
Neutral.....	2-1
In overtime.....	0-0

Current Streak.....	WI
Last win.....	2/6/21 at Dixie State (77-56)
Last loss.....	2/5/21 at Dixie State (76-77)
Current Home Streak.....	LI
Last win.....	1/9/21 vs. Saint Martin's (98-63)
Last loss.....	1/15/21 vs. Utah Valley (92-93 ot)
Current Road Streak.....	WI
Last win.....	2/6/21 at Dixie State (77-56)
Last loss.....	2/5/21 at Dixie State (76-77)
Current Neutral Streak.....	LI
Last win.....	11/29/20 vs. Air Force (63-45)
Last loss.....	11/30/20 vs. CSUN (65-76)

Records When...	
November.....	3-1
December.....	3-4
January.....	1-1
February.....	1-1
March.....	0-0

Monday.....	0-1
Tuesday.....	0-1
Wednesday.....	2-1
Thursday.....	1-1
Friday.....	1-2
Saturday.....	2-0
Sunday.....	2-1

Leading at halftime.....	7-3
Trailing at halftime.....	1-4
Tied at halftime.....	0-0

Scoring less than 60.....	0-2
Scoring between 60-69.....	1-2
Scoring between 70-79.....	3-2
Scoring between 80-89.....	3-0
Scoring 90 or more.....	1-1

Allowing less than 60.....	5-0
Allowing between 60-69.....	2-0
Allowing between 70-79.....	1-5
Allowing between 80-89.....	0-1
Allowing 90 or more.....	0-1

Shooting below 30%.....	0-1
Shooting between 30-39.9%.....	0-5
Shooting between 40-44.9%.....	4-0
Shooting between 45-49.9%.....	2-1
Shooting between 50-54.9%.....	0-0
Shooting 55% or above.....	2-0

Opponent shooting below 30%.....	1-0
Opponent shooting between 30-39.9%.....	4-2
Opponent shooting between 40-44.9%.....	1-1
Opponent shooting between 45-49.9%.....	1-3
Opponent shooting between 50-54.9%.....	0-2
Opponent shooting 55% or above.....	0-0

More or same rebounds than opponent.....	7-3
Fewer rebounds than opponent.....	1-4

Game decided by 1-5 Points.....	0-4
Game decided by 6-10 Points.....	0-0
Game decided by 11-15 Points.....	1-1
Game decided by 16-20 Points.....	2-0
Game decided by 21+ Points.....	5-2

SU has 0 players in double figures.....	0-0
SU has 1 players in double figures.....	0-1
SU has 2 players in double figures.....	1-3
SU has 3 players in double figures.....	3-2
SU has 4 players in double figures.....	3-1
SU has 5+ players in double figures.....	1-0

Wearing Black Jerseys.....	2-5
Wearing Grey Jerseys.....	1-0
Wearing Red Jerseys.....	1-0
Wearing White Jerseys.....	4-2



THE LAST TIME SEATTLE U...

Won at home.....	1/9/21 vs. Saint Martin's, 98-63
Lost at home.....	1/15/21 vs. Utah Valley, 92-93 (ot)
Won on the road.....	2/6/21 at Dixie State, 77-56
Lost on the road.....	2/5/21 at Dixie State, 76-77
Won at a neutral site.....	11/29/20 vs. Air Force, 63-45 (Las Vegas)
Lost at a neutral site.....	11/30/20 vs. CSUN, 65-76 (Las Vegas)
Won five+ consecutive games.....	six in 2018 (11/23/18-12/6/18)
Won 10+ consecutive games.....	10 in 2008-09 (1/13/09 - 2/27/09)
Won 20+ consecutive games.....	26 in 1953-54
Lost five+ consecutive games.....	5 in 2018-19 (1/3/19 - 1/19/19)
Scored less than 50 points.....	12/9/20 at Washington, 41-73
Scored 80-89 points.....	12/30/20 vs. Portland, 84-68
Scored 90-99 points.....	1/15/21 vs. Utah Valley, 92-93 (ot)
Scored 100+ points.....	11/12/19 vs. Pacific, 115-81
Won an overtime game.....	2/8/20 at Utah Valley, 87-85 (ot)
Lost an overtime game.....	1/15/21 vs. Utah Valley, 92-93 (ot)
Defeated a nationally-ranked team.....	1/12/74 vs. No. 16 UNLV, 82-64
Lost to a nationally-ranked team.....	12/17/19 at No. 22 Washington, 59-81
Hosted a nationally-ranked team.....	12/21/11 vs. No. 24 Virginia (L, 77-83)
Shot under 30% FG.....	12/9/20 at Washington, 28.8% (17-59)
Shot 30-39.9% FG.....	2/5/21 at Dixie State, 38.0% (27-71)
Shot 40-49.9% FG.....	12/6/21 at Dixie State, 42.1% (24-57)
Shot 50-59.9% FG.....	1/9/21 vs. Saint Martin's, 55.5% (33-60)
Shot 60+% FG.....	2/15/18 vs. UTRGV, 60.8% (31-52)
Had 50+ rebounds.....	11/12/17 vs. Puget Sound, 61
Made 10+ 3-Pointers.....	2/6/21 at Dixie State, 11

THE LAST TIME A SEATTLE U PLAYER...

Scored 25-29 points.....	1/15/21, Darrion Trammell vs. Utah Valley, 26
Scored 30-39 points.....	2/6/21, Darrion Trammell at Dixie State, 30
Scored 40-59 points.....	11/28/09, Charles Garcia vs. Wofford, 41
Scored 60+ points.....	1/30/58, Elgin Baylor vs. Portland, 60
Made 10+ field goals.....	2/6/21, Darrion Trammell at Dixie State, 11
Made 5+ 3-pointers.....	2/6/21, Darrion Trammell at Dixie State, 5
Had 10-15 rebounds.....	2/5/21, Kobe Williamson at Dixie State, 11
Had 16-19 rebounds.....	1/6/18, Aaron Menzies vs. Chicago State, 19
Had 20+ rebounds.....	2/15/97, Roger Hammond at Northwest College, 24
Had a double-double.....	1/9/21, Emeka Udenyi vs. Saint Martin's (11p, 11a)
Led team in pts. & rbs.....	1/15/21, Darrion Trammell vs. Utah Valley (26p, 7r)
Shot 100% FG (min. 5).....	12/19/16, Morgan Means vs. Southern Utah (5-5)
Shot 100% FT (min. 10).....	12/20, Morgan Means at Kansas City (10-10)
Had 10+ assists.....	12/30/20, Darrion Trammell vs. Portland, 13
Had 5+ steals.....	1/15/21, Aaron Nettles vs. Utah Valley, 5
.....	1/15/21, Darrion Trammell vs. Utah Valley, 5
Had 5+ blocks.....	11/28/18, Myles Carter vs. Northwest, 7

STATISTICAL NOTEABLES

30-plus Points	
32.....	Darrion Trammell at Long Beach State, 12/6/20
30.....	Darrion Trammell at Dixie State, 2/5/21
30.....	Darrion Trammell at Dixie State, 2/6/21

20-plus Points	
28.....	Riley Grigsby at Portland, 11/25/20
27.....	Riley Grigsby vs. Northwest, 12/13/20
26.....	Darrion Trammell vs. Utah Valley, 1/15/21
25.....	Darrion Trammell vs. CSUN, 11/30/20
25.....	Darrion Trammell vs. Portland, 12/30/20
24.....	Riley Grigsby at Long Beach State, 12/6/20
22.....	Riley Grigsby vs. Portland, 12/30/20
20.....	Riley Grigsby at Cal, 12/22/20
20.....	Aaron Nettles at Dixie State, 2/5/21

15-plus Rebounds	
15.....	Kobe Williamson at Dixie State, 2/5/21

5-plus Assists	
13.....	Darrion Trammell vs. Portland, 12/30/20
9.....	Darrion Trammell at Portland, 11/25/20
8.....	Darrion Trammell at Cal, 12/22/20
7.....	Darrion Trammell at Long Beach State, 12/6/20
7.....	Darrion Trammell vs. Saint Martin's, 1/9/21
6.....	Darrion Trammell vs. College of Idaho, 12/17/20
6.....	Emeka Udenyi vs. Saint Martin's, 1/9/21
6.....	Darrion Trammell at Dixie State, 2/5/21
5.....	Darrion Trammell vs. Air Force, 11/29/20
5.....	Aaron Nettles vs. Air Force, 11/29/20
5.....	Darrion Trammell vs. CSUN, 11/30/20

5-plus Steals	
5.....	Aaron Nettles vs. Utah Valley, 1/15/21
5.....	Darrion Trammell vs. Utah Valley, 1/15/21


5-plus Blocks	
.....	

DOUBLE-DOUBLES

Emeka Udenyi (12p, 10r).....	vs. College of Idaho, 12/17/20
Emeka Udenyi (14p, 10r).....	at Cal, 12/22/20
Darrion Trammell (25p, 13a).....	vs. Portland, 12/30/20
Riley Grigsby (22p, 10r).....	vs. Portland, 12/30/20
Jared Pearre (18p, 10r).....	vs. Portland, 12/30/20
Emeka Udenyi (11p, 11r).....	vs. Saint Martin's, 1/9/21



SPEED CHART



RIP ECONOMOU
6-8 • 190 • G • JR



VAS PANDŽA
6-8 • 210 • G • FR




JOE WALL
6-7 • 215 • F • R-SO



AARON NETTLES
6-0 • 175 • G • SR




RILEY GRIGSBY
6-6 • 220 • G/F • JR



DARRION TRAMMELL
5-10 • 165 • G • SO



ANGELO STUART
6-1 • 165 • G • SO



MATT VAIL
6-5 • 190 • F • R-SO



EMEKE UDENYI
6-6 • 225 • F • JR



VIKTOR RAJKOVIĆ
6-5 • 210 • F • FR




DARON HENSON
6-8 • 205 • F • GR




NATE ROBINSON
6-4 • 185 • G • JR




JARED PEARRE
6-8 • 205 • F • R-JR



TIAGO ZIBECCHI
6-6 • 220 • G • R-SO



ROBERT HUTCHENS
6-4 • 190 • G • FR



KOBE WILLIAMSON
6-8 • 225 • G • FR



MATTHEW LEVIS
6-1 • 175 • G • FR




JAREN NAFARRETE
5-7 • 140 • G • R-FR



JIM HAYFORD
HEAD COACH




CHRIS VICTOR
ASSOCIATE HEAD COACH



ALEX PRIBBLE
ASSOCIATE HEAD COACH



SAM KIRBY
ASSISTANT COACH



MATT JONES
DIRECTOR OF OPS



HEAD COACH JIM HAYFORD



Jim Hayford enters his fourth season as the head coach of Seattle University men's basketball in 2020-21. He was named the Redhawks' head coach on Wednesday, Mar. 28, 2017. In his first season at Seattle U, he led the Redhawks to their most successful season in the school's modern-day Division I era and has compiled a 52-44 record at SU. Hayford is 412-219 in 21 total seasons as a head coach.

Along with improved records over Hayford's tenure, the Redhawks have also seen a rise of their rankings, including a 199 average over the last three seasons (according to KenPom), a marked improvement over a 268 average over the previous three seasons (2015-17).

Against the abrupt and heartbreaking ending to the 2019-20 season, Hayford closed out his third season at the helm of the Redhawk program with a year filled with memorable moments and achievements. All told, the Redhawks would go 14-15 overall, 7-7 in Western Athletic Conference play and earn the third seed in the WAC Tournament – tying the program's highest seed – before the impact of unforeseen circumstances forced the cancellation of their final two regular-season games, the WAC Tournament and any potential postseason play.

Primed to begin the year on a high note, Hayford would tip off the personal achievements on No. 12, 2019 with the 400th win of his 20-year career. The Redhawks would finish the season with a pair of 1,000-point scorers on the court as senior Morgan Means hit the mark on Nov. 26, 2019 and redshirt junior Terrell Brown added his name to the list on Feb. 20, 2020, becoming just the third and fourth players to reach 1,000 points in the program's modern-day DI era. As a team, the Redhawks added themselves to the program's record book as their 209 three-pointers ranks seventh for a single season and their collective free-throw percentage of 77.5 (506-653) ranks second best all-time, trailing only the 1944-45 team that went 145-172 from the line for an 84.3 average. The team free-throw shooting also ranked among the best in the nation as their 77.5 percentage was 12th, free-throws made ranked 29th and free-throws attempted ranked 79th. The Redhawks also finished second among all 350 Division I programs in fewest turnovers, and eighth in fewest turnovers per game (10.2).

In WAC play, Seattle U earned a trio of home-and-home sweeps, downing Chicago State, CSU Bakersfield and Utah Valley - the final in thrilling overtime fashion as Means banked home a runner from the left block with 1.5 seconds remaining for an 87-85 win in Orem. The victory in Bakersfield was also a first as WAC opponents and last achieved the 2010-11 season. The Redhawks also earned a thrilling 95-89 win over Grand Canyon on Feb. 20, 2020, marking the second straight year of clinching a key win over the Lopes.

COACH HAYFORD'S YEAR-BY-YEAR RESULTS

YEAR	SCHOOL	OVERALL	PCT	CONFERENCE
1999-00	Sioux Falls	15-15	.500	
2000-01	Sioux Falls	22-12	.647	
Totals at Sioux Falls	(2 seasons)	37-27	.578	
2001-02	Whitworth	20-7	.741	12-4/2nd
2002-03 \$	Whitworth	23-4	.851	13-3/1st
2003-04	Whitworth	19-6	.760	12-4/2nd
2004-05	Whitworth	13-11	.542	9-7/4th
2005-06	Whitworth	20-7	.741	13-3/2nd
2006-07 \$	Whitworth	24-4	.857	13-3/1st
2007-08 \$	Whitworth	21-7	.750	12-4/1st
2008-09 \$	Whitworth	23-6	.793	12-4/2nd
2009-10 \$	Whitworth	26-3	.897	16-0/1st
2010-11 \$	Whitworth	28-2	.933	15-1/1st
Totals at Whitworth	(10 seasons)	217-57	.792	
2011-12	Eastern Washington	15-17	.469	8-8/4th
2012-13	Eastern Washington	10-21	.323	7-13/8th
2013-14	Eastern Washington	15-16	.484	10-10/T6th
2014-15 #	Eastern Washington	26-9	.743	14-4/T1st
2015-16 !	Eastern Washington	18-16	.529	10-8/T5th
2016-17 !	Eastern Washington	22-12	.647	13-5/2nd
Totals at EWU	(6 seasons)	106-91	.538	
2017-18 !	Seattle University	20-14	.588	8-6/4th
2018-19 @	Seattle University	18-15	.545	6-10/7th
2019-20	Seattle University	14-15	.483	7-7/5th
Totals at SU	(3 seasons)	52-44	.542	
Total as Head Coach	(21 seasons)	412-219	.653	

\$ - NCAA Division III participant

- NCAA DI Tournament participant, Big Sky Conference Tournament Champions & regular-season co-champions

! - College Basketball Invitational (CBI) Tournament participant

@ - CollegeInsider.com Tournament (CIT) participant



HEAD COACH JIM HAYFORD

Hayford's Redhawks went 18-15 overall in 2018-19, marking the first back-to-back seasons with 18 wins or more since 2007-08 and 2008-09. The squad jumped out to a 12-3 record to start the season, including wins over Pac-12 members Washington State and Cal, marking the best start to a year in more than 50 years. The Redhawks would battle injury and illness as conference play got underway, but rebounded to win five of their final six regular-season contests. Terrell Brown (All-WAC Second Team, WAC All-Newcomer Team) and Myles Carter (WAC All-Defensive Team, NBCA All-District Second Team) both entered the Seattle U all-time record book during the season. Brown's 150 assists ranks eighth all-time and Carter's 60 blocks ranks second. The team's 238 three-pointers ranks third all-time while their 118 blocks are second.

Inheriting a program that went 13-17 in 2016-17, Hayford led the 2017-18 Redhawks to finish 20-14 overall, 16-3 on their home court and 8-6 in Western Athletic Conference play. The win total marked a program high since returning to Division I in 2008-09, and marked the first 20-win DI season since 1963-64 when Seattle U finished 22-6. The 16 home victories was also a modern-day DI record, while the eight WAC wins was the most since joining the league in 2012-13. The fourth-place finish ties the best finish during the Redhawks six years competing in the WAC. The season culminated in Hayford's 10th national postseason appearance as a head coach as the Redhawks earned a berth in the Collegiate Basketball Invitational (CBI).

Hayford's up-tempo style of play saw the Redhawks set numerous modern-day DI program records including total points (2,589), field goals (881), field goal percentage (44.6), three-point field goals (312), free-throw percentage (73.8), rebounds (1,298) and blocks (123). Three Redhawks earned postseason honors from the WAC, including junior center Aaron Menzies (Second Team All-WAC, All-Defensive Team), sophomore guard Matej Kavaz (Second Team All-WAC) and graduate guard Jordan Hill (All-Newcomer Team). Menzies would set an all-time program record with 79 blocks and a modern-day DI record with 302 rebounds.

Hayford has 20 total seasons as a head coach, amassing an overall record of 398-204 (.670). Prior to Seattle U, he had stints at EWU, Whitworth (NCAA DIII) and Sioux Falls (NAIA). He has coached in 10 national postseason tournaments, including six (2003, 2007, 2008, 2009, 2010, 2011) at NCAA Division III Whitworth, three at EWU (2015, 2016, 2017) and one at Seattle U (2018).

In 2016-17, Hayford completed his sixth season as the head coach at EWU, leading the Eagles to a 22-12 overall record and a 13-5 mark in Big Sky Conference play. In six seasons with Hayford at the helm, the Eagles went to the NCAA Tournament (2015), the CBI Tournament (2016, 2017), earned a Big Sky regular season co-championship (2015) and won the Big Sky Tournament title (2015). Under Hayford, the Eagles had one Big Sky Conference Player of the Year (Jacob Wiles, 2017), two Big Sky Freshmen of the Year, 12 All-Big Sky selections, seven National Association of Basketball (NABC) All-District selections, two Associated Press honorable mention All-Americans and one NBA Draft pick (Tyler Harvey, 2015).

The building process at EWU hit its stride in 2014-15 when Hayford led the Eagles to a 26-9 mark, including a 14-4 Big Sky record. EWU went on to win the Big Sky Conference Tournament and earn a bid to the NCAA Tournament – the first postseason appearance for the program since 2003-04. The team featured Tyler Harvey, who

was the nation's leader in scoring (23.1 ppg) and three-pointers made per game (4.0), and went on to be the program's third all-time NBA Draft pick. For his efforts, Hayford was named Big Sky Co-Coach of the Year.

Before taking over at Eastern Washington in March of 2011, Hayford spent 10 seasons building Whitworth University in Spokane, Wash., into a NCAA Division III powerhouse. In his tenure at the helm of the Pirates, Hayford had a record of 217-57 and a winning percentage of .792. He was the Northwest Conference Coach of the Year five times, and twice was honored by the NABC as the West Region Coach of the Year.

Taking over a program that went 25-24 in the two seasons prior (1999-01), Hayford coached the Pirates to eight 20-win seasons, six appearances in the NCAA Division III Tournament (including the last five seasons in a row), five Northwest Conference titles, three NCAA DIII Sweet 16 appearances (2008, 2010, 2011) and one Elite Eight appearance (2011). At the time he left Whitworth, his career winning percentage ranked among the top 10 among all active NCAA Division III coaches.

Prior to Whitworth, Hayford was head coach at the University of Sioux Falls (S.D.), where he compiled a 37-27 record in two seasons. During his inaugural season (1999-2000), he led the Cougars to their first conference playoff appearance in five years. Hayford's Cougars finished the 2000-01 season at 22-12, setting a school record for wins in a season. Prior to Hayford's arrival, USF was 9-17 in 1998-99.

Hayford served as the top assistant coach at Azusa Pacific University (Calif.) from 1990-99, including eight seasons under Bill Odell. APU won seven consecutive Golden State Athletic Conference titles during that time and advanced to the NAIA Division I Final Four in each of his final two seasons there.

Hayford earned his bachelor's degree in social science from Azusa Pacific in 1989. He earned a master's degree in education from Claremont Graduate School in 1991. Hayford and his wife, Robin, have two adult children, daughter, Jayme, and son, Joseph.



Seattle University Basketball Seattle U Combined Team Statistics (as of Feb 06, 2021) All games

RECORD:	OVERALL	HOME	AWAY	NEUTRAL
ALL GAMES	8-7	4-1	2-5	2-1
CONFERENCE	1-2	0-1	1-1	0-0
NON-CONFERENCE	7-5	4-0	1-4	2-1

		Total					3-Point		F-Throw		Rebounds											
##	Player	gp-gs	min	avg	fg-fga	fg%	3fg-fga	3fg%	ft-fa	ft%	off	def	tot	avg	pf	dq	a	to	blk	stl	pts	avg
12	Darrion Trammell	15-10	522	34.8	99-226	.438	28-74	.378	70-82	.854	12	49	61	4.1	36	1	86	48	5	32	296	19.7
11	Riley Grigsby	13-13	466	35.8	92-193	.477	30-72	.417	29-39	.744	16	49	65	5.0	30	1	18	22	8	7	243	18.7
10	Aaron Nettles	12-12	385	32.1	42-115	.365	25-79	.316	16-21	.762	0	22	22	1.8	36	1	27	14	0	16	125	10.4
15	Emeka Udenyi	15-13	427	28.5	55-88	.625	0-0	.000	4-20	.200	47	70	117	7.8	38	0	30	21	5	3	114	7.6
33	Kobe Williamson	15-15	433	28.9	31-87	.356	10-45	.222	13-21	.619	31	75	106	7.1	50	3	10	17	21	11	85	5.7
01	Vas Pandza	13-2	173	13.3	17-52	.327	6-28	.214	15-18	.833	3	19	22	1.7	20	0	4	7	0	7	55	4.2
25	Jared Pearre	14-1	189	13.5	24-41	.585	0-0	.000	10-26	.385	15	32	47	3.4	19	0	6	13	17	6	58	4.1
00	Rip Economou	13-5	139	10.7	18-53	.340	14-38	.368	2-2	1.000	2	17	19	1.5	21	1	5	4	2	8	52	4.0
02	Trey Hopkins	7-1	41	5.9	6-15	.400	1-7	.143	8-11	.727	2	3	5	0.7	8	0	3	4	0	1	21	3.0
24	Nate Robinson	4-1	33	8.3	2-10	.200	0-5	.000	3-3	1.000	1	3	4	1.0	4	0	0	4	1	0	7	1.8
05	Joe Wall	14-0	61	4.4	8-24	.333	6-21	.286	2-2	1.000	0	4	4	0.3	8	0	1	1	2	2	24	1.7
23	Daron Henson	11-1	78	7.1	5-27	.185	3-24	.125	5-6	.833	4	13	17	1.5	8	0	0	1	0	1	18	1.6
13	Angelo Stuart	14-0	70	5.0	4-17	.235	0-6	.000	10-10	1.000	0	2	2	0.1	7	0	3	3	0	5	18	1.3
21	Viktor Rajkovic	1-1	5	5.0	0-1	.000	0-0	.000	0-0	.000	0	0	0	0.0	1	0	1	0	0	0	0	0.0
35	Matthew Levis	1-0	3	3.0	0-0	.000	0-0	.000	0-0	.000	0	0	0	0.0	0	0	1	0	0	0	0	0.0
Team											23	23	46				6					
Total.....		15	3025		403-949	.425	123-399	.308	187-261	.716	156	381	537	35.8	286	7	195	165	61	99	1116	74.4
Opponents.....		15	3028		336-833	.403	85-271	.314	241-327	.737	142	417	559	37.3	286	-	164	238	42	82	998	66.5

TEAM STATISTICS	SU	OPP	Date	Opponent	Score	Att.
SCORING						
Points per game	74.4	66.5	^ 11/25/20	at Portland	W 84-72	0
Scoring margin	+7.9	-	^ 11/27/20	vs William Jessup	W 77-53	0
FIELD GOALS-ATT	403-949	336-833	\$ 11/29/20	vs Air Force	W 63-45	0
Field goal pct	.425	.403	\$ 11/30/20	vs CSUN	L 65-76	0
3 POINT FG-ATT	123-399	85-271	12/03/20	at UCLA	L 52-78	0
3-point FG pct	.308	.314	12/06/20	at Long Beach St.	L 75-80	0
3-pt FG made per game	8.2	5.7	12/09/20	at Washington	L 41-73	0
FREE THROWS-ATT	187-261	241-327	12/13/20	NORTHWEST (WA)	W 89-40	0
Free throw pct	.716	.737	12/17/20	COL. OF IDAHO	W 78-54	0
F-Throws made per game	12.5	16.1	12/22/20	at California	L 65-70	0
REBOUNDS	537	559	12/30/20	PORTLAND	W 84-68	0
Rebounds per game	35.8	37.3	01/09/21	SAINT MARTIN'S	W 98-63	0
Rebounding margin	-1.5	-	* 01/15/21	UTAH VALLEY	Lot 92-93	0
ASSISTS	195	164	* 02/05/21	at Dixie St.	L 76-77	582
Assists per game	13.0	10.9	* 02/06/21	at Dixie St.	W 77-56	645
TURNOVERS	165	238	* = WAC game			
Turnovers per game	11.0	15.9	^ = U.S. Bank Portland Invitational			
Turnover margin	+4.9	-	\$ = 2020 Vegas Bubble			
Assist/turnover ratio	1.2	0.7				
STEALS	99	82				
Steals per game	6.6	5.5				
BLOCKS	61	42				
Blocks per game	4.1	2.8				
ATTENDANCE	0	1227				
Home games-Avg/Game	5-0	7-175				
Neutral site-Avg/Game	-	3-0				

Score by Periods	1st	2nd	OT	Totals
Seattle U	503	601	12	1116
Opponents	477	508	13	998



Seattle University Basketball Seattle U Combined Team Statistics (as of Feb 06, 2021) Conference games only

RECORD:	OVERALL	HOME	AWAY	NEUTRAL
ALL GAMES	1-2	0-1	1-1	0-0
CONFERENCE	1-2	0-1	1-1	0-0
NON-CONFERENCE	0-0	0-0	0-0	0-0

#	Player	gp-gs	min	avg	Total		3-Point		F-Throw		Rebounds				pf	dq	a	to	blk	stl	pts	avg
					fg-fga	fg%	3fg-fga	3fg%	ft-fa	ft%	off	def	tot	avg								
12	Darrion Trammell	3-3	111	37.0	28-64	.438	11-19	.579	19-23	.826	3	11	14	4.7	11	1	11	18	1	10	86	28.7
11	Riley Grigsby	1-1	43	43.0	5-16	.313	2-6	.333	8-9	.889	0	3	3	3.0	5	1	0	2	0	1	20	20.0
10	Aaron Nettles	3-3	121	40.3	16-34	.471	9-23	.391	14-16	.875	0	5	5	1.7	8	0	3	6	0	7	55	18.3
01	Vas Pandza	3-0	48	16.0	6-22	.273	3-12	.250	9-10	.900	1	9	10	3.3	4	0	1	0	0	3	24	8.0
33	Kobe Williamson	3-3	96	32.0	6-23	.261	1-12	.083	4-7	.571	6	22	28	9.3	14	2	2	4	7	1	17	5.7
15	Emeka Udenyi	3-3	110	36.7	8-19	.421	0-0	.000	1-3	.333	11	13	24	8.0	9	0	5	6	1	1	17	5.7
00	Rip Economou	2-0	17	8.5	3-6	.500	3-5	.600	0-0	.000	1	3	4	2.0	8	1	0	0	0	3	9	4.5
02	Trey Hopkins	1-0	7	7.0	1-1	1.000	0-0	.000	2-4	.500	1	0	1	1.0	3	0	0	0	0	0	4	4.0
24	Nate Robinson	1-1	13	13.0	1-4	.250	0-1	.000	2-2	1.000	0	1	1	1.0	0	0	0	0	0	0	4	4.0
25	Jared Pearre	3-1	41	13.7	1-4	.250	0-0	.000	4-8	.500	3	3	6	2.0	7	0	1	3	2	1	6	2.0
05	Joe Wall	3-0	9	3.0	1-5	.200	1-5	.200	0-0	.000	0	0	0	0.0	1	0	1	0	0	1	3	1.0
13	Angelo Stuart	3-0	6	2.0	0-3	.000	0-2	.000	0-0	.000	0	1	1	0.3	2	0	0	1	0	0	0	0.0
23	Daron Henson	1-0	3	3.0	0-0	.000	0-0	.000	0-0	.000	0	0	0	0.0	0	0	0	0	0	0	0	0.0
Team											11	7	18									
Total.....		3	625		76-201	.378	30-85	.353	63-82	.768	37	78	115	38.3	72	5	24	40	11	28	245	81.7
Opponents.....		3	625		71-178	.399	13-51	.255	71-92	.772	38	96	134	44.7	69	-	30	55	9	24	226	75.3

TEAM STATISTICS	SU	OPP
SCORING	245	226
Points per game	81.7	75.3
Scoring margin	+6.3	-
FIELD GOALS-ATT	76-201	71-178
Field goal pct	.378	.399
3 POINT FG-ATT	30-85	13-51
3-point FG pct	.353	.255
3-pt FG made per game	10.0	4.3
FREE THROWS-ATT	63-82	71-92
Free throw pct	.768	.772
F-Throws made per game	21.0	23.7
REBOUNDS	115	134
Rebounds per game	38.3	44.7
Rebounding margin	-6.3	-
ASSISTS	24	30
Assists per game	8.0	10.0
TURNOVERS	40	55
Turnovers per game	13.3	18.3
Turnover margin	+5.0	-
Assist/turnover ratio	0.6	0.5
STEALS	28	24
Steals per game	9.3	8.0
BLOCKS	11	9
Blocks per game	3.7	3.0
ATTENDANCE	0	1227
Home games-Avg/Game	1-0	2-614
Neutral site-Avg/Game	-	0-0

Date	Opponent		Score	Att.
* 01/15/21	UTAH VALLEY	Lot	92-93	0
* 02/05/21	at Dixie St.	L	76-77	582
* 02/06/21	at Dixie St.	W	77-56	645

* = WAC game
^ = U.S. Bank Portland Invitational
\$ = 2020 Vegas Bubble

Score by Periods	1st	2nd	OT	Totals
Seattle U	113	120	12	245
Opponents	95	118	13	226



Seattle University Basketball
Seattle U Season Schedule/Results & Leaders (as of Feb 06, 2021)
All games

RECORD:	OVERALL	HOME	AWAY	NEUTRAL
ALL GAMES	8-7	4-1	2-5	2-1
CONFERENCE	1-2	0-1	1-1	0-0
NON-CONFERENCE	7-5	4-0	1-4	2-1

Date	Opponent		Score	Att.	High Points	High Rebounds
11/25/20	^at Portland	W	84-72		(28)Riley Grigsby	(9)Kobe Williamson
11/27/20	^vs William Jessup	W	77-53		(19)Darrion Trammell	(8)Emeka Udenyi
11/29/20	\$vs Air Force	W	63-45		(13)Riley Grigsby	(6)Kobe Williamson
11/30/20	\$vs CSUN		65-76 L		(25)Darrion Trammell	(9)Kobe Williamson
12/03/20	at UCLA		52-78 L		(12)Riley Grigsby	(6)Jared Pearre
12/06/20	at Long Beach St.		75-80 L		(32)Darrion Trammell	(10)Kobe Williamson
12/09/20	at Washington		41-73 L		(12)Emeka Udenyi	(7)Kobe Williamson
12/13/20	NORTHWEST (WA)	W	89-40		(27)Riley Grigsby	(6)Daron Henson
						(6)Emeka Udenyi
12/17/20	COL. OF IDAHO	W	78-54		(16)Darrion Trammell	(10)Emeka Udenyi
12/22/20	at California		65-70 L		(20)Riley Grigsby	(10)Emeka Udenyi
12/30/20	PORTLAND	W	84-68		(25)Darrion Trammell	(11)Emeka Udenyi
01/09/21	SAINT MARTIN'S	W	98-63		(24)Riley Grigsby	(11)Emeka Udenyi
01/15/21	*UTAH VALLEY		92-93 Lot		(26)Darrion Trammell	(7)Darrion Trammell
02/05/21	*at Dixie St.		76-77 L	582	(30)Darrion Trammell	(15)Kobe Williamson
02/06/21	*at Dixie St.	W	77-56	645	(30)Darrion Trammell	(11)Kobe Williamson

* = WAC game

^ = U.S. Bank Portland Invitational

\$ = 2020 Vegas Bubble

Attendance Summary	Games	Attend	Avg/Game
Home	5	0	0
Away	7	1227	175
Neutral	3	0	0
Total	15	1227	82



2020-21 TEAM GAME-BY-GAME

Seattle University Basketball Seattle U Team Game-by-Game (as of Feb 06, 2021) All games

TEAM STATISTICS

Opponent	Date	Score		Total		3-Pointers		Free throws		Rebounds				pf	a	t/o	blk	stl	pts	avg
				fg-fga	pct	3fg-fga	pct	ft-fa	pct	off	def	tot	avg							
at Portland	11/25/20	84-72	W	31-68	.456	12-29	.414	10-13	.769	9	24	33	33.0	21	19	8	6	8	84	84.0
vs William Jessup	11/27/20	77-53	W	30-69	.435	7-27	.259	10-17	.588	16	24	40	36.5	19	12	9	6	8	77	80.5
vs Air Force	11/29/20	63-45	W	24-57	.421	11-29	.379	4-6	.667	10	20	30	34.3	13	16	9	3	4	63	74.7
vs CSUN	11/30/20	65-76	L	23-62	.371	7-29	.241	12-17	.706	12	25	37	35.0	19	11	13	2	5	65	72.2
at UCLA	12/03/20	52-78	L	23-59	.390	3-23	.130	3-9	.333	6	18	24	32.8	23	8	14	3	10	52	68.2
at Long Beach St.	12/06/20	75-80	L	24-64	.375	13-33	.394	14-23	.609	11	25	36	33.3	22	12	11	2	4	75	69.3
at Washington	12/09/20	41-73	L	17-59	.288	4-23	.174	3-7	.429	8	21	29	32.7	15	10	14	1	6	41	65.3
NORTHWEST (WA)	12/13/20	89-40	W	34-59	.576	5-21	.238	16-20	.800	6	28	34	32.9	13	13	9	7	6	89	68.2
COL. OF IDAHO	12/17/20	78-54	W	28-63	.444	5-26	.192	17-20	.850	13	24	37	33.3	16	13	9	6	8	78	69.3
at California	12/22/20	65-70	L	27-60	.450	5-23	.217	6-6	1.000	9	23	32	33.2	18	14	8	1	4	65	68.9
PORTLAND	12/30/20	84-68	W	33-68	.485	8-23	.348	10-16	.625	11	36	47	34.5	18	22	13	8	3	84	70.3
SAINT MARTIN'S	01/09/21	98-63	W	33-60	.550	13-28	.464	19-25	.760	8	35	43	35.2	17	21	8	5	5	98	72.6
UTAH VALLEY	01/15/21	92-93	Lot	25-73	.342	9-24	.375	33-40	.825	13	20	33	35.0	29	5	11	3	12	92	74.1
at Dixie St.	02/05/21	76-77	L	27-71	.380	11-34	.324	11-15	.733	15	29	44	35.6	23	11	12	5	5	76	74.2
at Dixie St.	02/06/21	77-56	W	24-57	.421	10-27	.370	19-27	.704	9	29	38	35.8	20	8	17	3	11	77	74.4
Seattle U		1116		403-949	.425	123-399	.308	187-261	.716	156	381	537	35.8	286	195	165	61	99	1116	74.4
Opponents		998		336-833	.403	85-271	.314	241-327	.737	142	417	559	37.3	286	164	238	42	82	998	66.5

Games played: 15
Points/game: 74.4
FG Pct: 42.5
3FG Pct: 30.8
FT Pct: 71.6

Rebounds/game: 35.8
Assists/game: 13.0
Turnovers/game: 11.0
Assist/turnover ratio: 1.2
Steals/game: 6.6
Blocks/game: 4.1



2020-21 POINTS-REBOUNDS-ASSISTS

Seattle University Basketball Seattle U Points-Rebounds-Assists (as of Feb 06, 2021) All games

Opponent	Date	Score		00 ECONOMOU,R	01 PANDZA,VAS	02 HOPKINS,TR	05 WALL,JOE	10 NETTLES,AA	11 GRIGSBY,RI	12 TRAMMELL,D
at Portland	11/25/20	84-72	W	4-2-0	0-2-0	DNP	DNP	8-0-4	28-6-4	17-5-9
vs William Jessup	11/27/20	77-53	W	8-4-2	2-2-0	DNP	5-1-0	5-2-3	14-4-2	19-7-4
vs Air Force	11/29/20	63-45	W	12-4-0	0-2-0	DNP	0-0-0	12-4-5	13-1-3	12-2-5
vs CSUN	11/30/20	65-76	L	6-0-1	1-1-0	0-0-0	3-0-0	10-2-0	18-8-0	25-2-5
at UCLA	12/03/20	52-78	L	4-0-0	0-0-0	DNP	2-0-0	11-0-2	12-4-1	8-2-4
at Long Beach St.	12/06/20	75-80	L	0-2-0	2-0-0	DNP	0-0-0	3-0-2	24-2-2	32-7-7
at Washington	12/09/20	41-73	L	0-0-0	3-2-1	0-0-0	3-0-0	2-1-4	6-5-1	9-4-1
NORTHWEST (WA)	12/13/20	89-40	W	3-2-0	3-0-2	4-1-0	0-1-0	DNP	27-5-0	15-4-6
COL. OF IDAHO	12/17/20	78-54	W	0-1-1	13-2-0	4-0-1	0-0-0	DNP	15-3-0	16-3-6
at California	12/22/20	65-70	L	0-0-0	7-1-0	DNP	0-0-0	DNP	20-8-1	15-5-8
PORTLAND	12/30/20	84-68	W	DNP	DNP	5-1-0	0-0-0	3-2-1	22-10-4	25-3-13
SAINT MARTIN'S	01/09/21	98-63	W	6-0-1	DNP	4-2-2	8-2-0	16-6-3	24-6-0	17-3-7
UTAH VALLEY	01/15/21	92-93	L	0-1-0	10-0-0	4-1-0	0-0-0	19-2-0	20-3-0	26-7-4
at Dixie St.	02/05/21	76-77	L	DNP	8-5-1	DNP	3-0-1	20-2-2	DNP	30-5-6
at Dixie St.	02/06/21	77-56	W	9-3-0	6-5-0	DNP	0-0-0	16-1-1	DNP	30-2-1

Opponent	Date	Score		13 STUART,ANG	15 UDENYI,EME	21 RAJKOVIC,V	23 HENSON,DAR	24 ROBINSON,N	25 PEARRE,JAR	33 WILLIAMSON
at Portland	11/25/20	84-72	W	2-1-1	12-6-0	0-0-1	3-0-0	DNP	0-0-0	10-9-0
vs William Jessup	11/27/20	77-53	W	4-0-0	11-8-0	DNP	0-2-0	DNP	3-4-0	6-4-1
vs Air Force	11/29/20	63-45	W	0-0-0	3-5-3	DNP	DNP	DNP	DNP	11-6-0
vs CSUN	11/30/20	65-76	L	0-0-0	0-8-4	DNP	0-2-0	DNP	2-4-0	0-9-1
at UCLA	12/03/20	52-78	L	0-0-0	6-4-0	DNP	2-2-0	3-1-0	2-6-1	2-3-0
at Long Beach St.	12/06/20	75-80	L	DNP	4-8-1	DNP	1-2-0	0-2-0	2-2-0	7-10-0
at Washington	12/09/20	41-73	L	0-0-0	12-6-1	DNP	2-1-0	0-0-0	0-0-0	4-7-2
NORTHWEST (WA)	12/13/20	89-40	W	7-0-0	8-6-3	DNP	7-6-0	DNP	12-4-1	3-4-1
COL. OF IDAHO	12/17/20	78-54	W	2-0-1	12-10-1	DNP	3-1-0	DNP	6-5-2	7-8-1
at California	12/22/20	65-70	L	0-0-1	14-10-3	DNP	0-0-0	DNP	2-0-0	7-7-1
PORTLAND	12/30/20	84-68	W	0-0-0	4-11-3	DNP	DNP	DNP	18-10-1	7-7-0
SAINT MARTIN'S	01/09/21	98-63	W	3-0-0	11-11-6	DNP	0-1-0	DNP	5-6-0	4-4-1
UTAH VALLEY	01/15/21	92-93	L	0-0-0	6-5-0	DNP	0-0-0	DNP	6-5-0	1-2-1
at Dixie St.	02/05/21	76-77	L	0-1-0	7-12-1	DNP	DNP	DNP	0-0-0	8-15-0
at Dixie St.	02/06/21	77-56	W	0-0-0	4-7-4	DNP	DNP	4-1-0	0-1-1	8-11-1



Seattle University Basketball
Seattle U Team High/Low Analysis (as of Feb 06, 2021)
 All games

Seattle U - TEAM GAME HIGHS

POINTS	98	SAINT MARTIN'S (01/09/21)
	92	UTAH VALLEY (01/15/21)
	89	NORTHWEST (WA) (12/13/20)
	84	PORTLAND (12/30/20)
	84	at Portland (11/25/20)
FIELD GOALS MADE	34	NORTHWEST (WA) (12/13/20)
	33	SAINT MARTIN'S (01/09/21)
	33	PORTLAND (12/30/20)
FIELD GOAL ATTEMPTS	73	UTAH VALLEY (01/15/21)
	71	at Dixie St. (02/05/21)
FIELD GOAL PERCENTAGE	.576 (34-59)	NORTHWEST (WA) (12/13/20)
	.550 (33-60)	SAINT MARTIN'S (01/09/21)
3 PT FIELD GOALS MADE	13	SAINT MARTIN'S (01/09/21)
	13	at Long Beach St. (12/06/20)
3 PT FG ATTEMPTS	34	at Dixie St. (02/05/21)
	33	at Long Beach St. (12/06/20)
3 PT FG PERCENTAGE	.464 (13-28)	SAINT MARTIN'S (01/09/21)
	.414 (12-29)	at Portland (11/25/20)
FREE THROWS MADE	33	UTAH VALLEY (01/15/21)
	19	at Dixie St. (02/06/21)
	19	SAINT MARTIN'S (01/09/21)
FREE THROW ATTEMPTS	40	UTAH VALLEY (01/15/21)
	27	at Dixie St. (02/06/21)
FREE THROW PERCENTAGE	1.000 (6-6)	at California (12/22/20)
	.850 (17-20)	COL. OF IDAHO (12/17/20)
REBOUNDS	47	PORTLAND (12/30/20)
	44	at Dixie St. (02/05/21)
ASSISTS	22	PORTLAND (12/30/20)
	21	SAINT MARTIN'S (01/09/21)
STEALS	12	UTAH VALLEY (01/15/21)
	11	at Dixie St. (02/06/21)
BLOCKED SHOTS	8	PORTLAND (12/30/20)
	7	NORTHWEST (WA) (12/13/20)
TURNOVERS	17	at Dixie St. (02/06/21)
	14	at Washington (12/09/20)
	14	at UCLA (12/03/20)
FOULS	29	UTAH VALLEY (01/15/21)
	23	at Dixie St. (02/05/21)
	23	at UCLA (12/03/20)

Seattle University Basketball
Seattle U High/Low Analysis (as of Feb 06, 2021)
 All games

Opponent - GAME HIGHS

POINTS	93	UTAH VALLEY (01/15/21)
	80	at Long Beach St. (12/06/20)
	78	at UCLA (12/03/20)
	77	at Dixie St. (02/05/21)
	76	vs CSUN (11/30/20)
FIELD GOALS MADE	30	UTAH VALLEY (01/15/21)
	28	at Long Beach St. (12/06/20)
	28	at UCLA (12/03/20)
FIELD GOAL ATTEMPTS	69	SAINT MARTIN'S (01/09/21)
	64	at Dixie St. (02/05/21)
	64	PORTLAND (12/30/20)
FIELD GOAL PERCENTAGE	.549 (28-51)	at UCLA (12/03/20)
	.526 (30-57)	UTAH VALLEY (01/15/21)
3 PT FIELD GOALS MADE	8	at Washington (12/09/20)
	7	SAINT MARTIN'S (01/09/21)
	7	PORTLAND (12/30/20)
3 PT FG ATTEMPTS	27	NORTHWEST (WA) (12/13/20)
	22	PORTLAND (12/30/20)
3 PT FG PERCENTAGE	.533 (8-15)	at Washington (12/09/20)
	.462 (6-13)	at Portland (11/25/20)
FREE THROWS MADE	29	UTAH VALLEY (01/15/21)
	28	at Dixie St. (02/05/21)
FREE THROW ATTEMPTS	41	UTAH VALLEY (01/15/21)
	31	at Dixie St. (02/05/21)
FREE THROW PERCENTAGE	1.000 (7-7)	NORTHWEST (WA) (12/13/20)
	.903 (28-31)	at Dixie St. (02/05/21)
REBOUNDS	47	at Dixie St. (02/05/21)
	45	UTAH VALLEY (01/15/21)
ASSISTS	16	at UCLA (12/03/20)
	15	at Long Beach St. (12/06/20)
	15	vs CSUN (11/30/20)
STEALS	11	at Dixie St. (02/06/21)
	8	PORTLAND (12/30/20)
	8	vs CSUN (11/30/20)
BLOCKED SHOTS	5	UTAH VALLEY (01/15/21)
	5	PORTLAND (12/30/20)
	5	at Washington (12/09/20)
TURNOVERS	23	at Dixie St. (02/06/21)
	23	NORTHWEST (WA) (12/13/20)
FOULS	29	UTAH VALLEY (01/15/21)
	23	NORTHWEST (WA) (12/13/20)
	23	vs William Jessup (11/27/20)

Seattle University Basketball
Seattle U High/Low Analysis (as of Feb 06, 2021)
 All games

Seattle U - GAME LOWS

POINTS	41	at Washington (12/09/20)
	52	at UCLA (12/03/20)
	63	vs Air Force (11/29/20)
	65	vs CSUN (11/30/20)
	65	at California (12/22/20)
FIELD GOALS MADE	17	at Washington (12/09/20)
	23	vs CSUN (11/30/20)
	23	at UCLA (12/03/20)
FIELD GOAL ATTEMPTS	57	vs Air Force (11/29/20)
	57	at Dixie St. (02/06/21)
FIELD GOAL PERCENTAGE	.288 (17-59)	at Washington (12/09/20)
	.342 (25-73)	UTAH VALLEY (01/15/21)
3 PT FIELD GOALS MADE	3	at UCLA (12/03/20)
	4	at Washington (12/09/20)
3 PT FG ATTEMPTS	21	NORTHWEST (WA) (12/13/20)
	23	at UCLA (12/03/20)
	23	at Washington (12/09/20)
	23	at California (12/22/20)
	23	PORTLAND (12/30/20)
3 PT FG PERCENTAGE	.130 (3-23)	at UCLA (12/03/20)
	.174 (4-23)	at Washington (12/09/20)
FREE THROWS MADE	3	at UCLA (12/03/20)
	3	at Washington (12/09/20)
FREE THROW ATTEMPTS	6	vs Air Force (11/29/20)
	6	at California (12/22/20)
FREE THROW PERCENTAGE	.333 (3-9)	at UCLA (12/03/20)
	.429 (3-7)	at Washington (12/09/20)
REBOUNDS	24	at UCLA (12/03/20)
	29	at Washington (12/09/20)
ASSISTS	5	UTAH VALLEY (01/15/21)
	8	at UCLA (12/03/20)
	8	at Dixie St. (02/06/21)
STEALS	3	PORTLAND (12/30/20)
	4	vs Air Force (11/29/20)
	4	at Long Beach St. (12/06/20)
	4	at California (12/22/20)
BLOCKED SHOTS	1	at Washington (12/09/20)
	1	at California (12/22/20)
TURNOVERS	8	at Portland (11/25/20)
	8	at California (12/22/20)
	8	SAINT MARTIN'S (01/09/21)
FOULS	13	vs Air Force (11/29/20)
	13	NORTHWEST (WA) (12/13/20)

Seattle University Basketball
Seattle U High/Low Analysis (as of Feb 06, 2021)
 All games

Opponent - GAME LOWS

POINTS	40	NORTHWEST (WA) (12/13/20)
	45	vs Air Force (11/29/20)
	53	vs William Jessup (11/27/20)
	54	COL. OF IDAHO (12/17/20)
	56	at Dixie St. (02/06/21)
FIELD GOALS MADE	14	NORTHWEST (WA) (12/13/20)
	15	vs William Jessup (11/27/20)
	40	vs Air Force (11/29/20)
FIELD GOAL ATTEMPTS	46	vs William Jessup (11/27/20)
FIELD GOAL PERCENTAGE	.241 (14-58)	NORTHWEST (WA) (12/13/20)
	.326 (15-46)	vs William Jessup (11/27/20)
3 PT FIELD GOALS MADE	4	UTAH VALLEY (01/15/21)
	4	at Dixie St. (02/06/21)
3 PT FG ATTEMPTS	13	at Portland (11/25/20)
	14	vs CSUN (11/30/20)
	14	UTAH VALLEY (01/15/21)
3 PT FG PERCENTAGE	.185 (5-27)	NORTHWEST (WA) (12/13/20)
	.222 (4-18)	at Dixie St. (02/06/21)
FREE THROWS MADE	7	vs Air Force (11/29/20)
	7	NORTHWEST (WA) (12/13/20)
FREE THROW ATTEMPTS	7	NORTHWEST (WA) (12/13/20)
	8	vs Air Force (11/29/20)
FREE THROW PERCENTAGE	.556 (10-18)	SAINT MARTIN'S (01/09/21)
	.600 (12-20)	COL. OF IDAHO (12/17/20)
REBOUNDS	25	vs Air Force (11/29/20)
	29	vs William Jessup (11/27/20)
ASSISTS	8	vs William Jessup (11/27/20)
	8	NORTHWEST (WA) (12/13/20)
STEALS	2	at Portland (11/25/20)
	2	vs Air Force (11/29/20)
BLOCKED SHOTS	0	vs Air Force (11/29/20)
	1	at Portland (11/25/20)
	1	NORTHWEST (WA) (12/13/20)
TURNOVERS	10	at California (12/22/20)
	10	PORTLAND (12/30/20)
	10	SAINT MARTIN'S (01/09/21)
	10	at Dixie St. (02/05/21)
FOULS	11	at California (12/22/20)
	14	at Washington (12/09/20)



2020-21 PLAYER GAME-BY-GAME

#00 Rip Economou

Opponent	Date	gs	min	Total		3-Pointers		Free throws		Rebounds				pf	a	t/o	blk	stl	pts	avg	
				fg-fga	pct	3fg-fga	pct	ft-fa	pct	off	def	tot	avg								
at Portland	11/25/20	*	10	1-6	.167	0-2	.000	2-2	1.000	0	2	2	2.0	1	0	0	0	2	4	4.0	
vs William Jessup	11/27/20	*	18	3-5	.600	2-4	.500	0-0	.000	0	4	4	3.0	2	2	1	1	0	8	6.0	
vs Air Force	11/29/20	*	28	4-10	.400	4-9	.444	0-0	.000	0	4	4	3.3	1	0	1	0	0	12	8.0	
vs CSUN	11/30/20	*	17	2-8	.250	2-5	.400	0-0	.000	0	0	0	2.5	2	1	0	0	0	6	7.5	
at UCLA	12/03/20	*	11	2-5	.400	0-3	.000	0-0	.000	0	0	0	2.0	2	0	2	0	1	4	6.8	
at Long Beach St.	12/06/20		6	0-1	.000	0-1	.000	0-0	.000	0	2	2	2.0	1	0	0	0	0	0	5.7	
at Washington	12/09/20		2	0-1	.000	0-1	.000	0-0	.000	0	0	0	1.7	0	0	0	0	0	0	4.9	
NORTHWEST (WA)	12/13/20		12	1-3	.333	1-2	.500	0-0	.000	1	1	2	1.8	1	0	0	0	0	3	4.6	
COL. OF IDAHO	12/17/20		5	0-3	.000	0-2	.000	0-0	.000	0	1	1	1.7	0	1	0	0	2	0	4.1	
at California	12/22/20		10	0-3	.000	0-2	.000	0-0	.000	0	0	0	1.5	3	0	0	0	0	0	3.7	
SAINT MARTIN'S	01/09/21		3	2-2	1.000	2-2	1.000	0-0	.000	0	0	0	1.4	0	1	0	1	0	6	3.9	
UTAH VALLEY	01/15/21		1	0-0	.000	0-0	.000	0-0	.000	0	1	1	1.3	3	0	0	0	0	0	3.6	
at Dixie St.	02/06/21		16	3-6	.500	3-5	.600	0-0	.000	1	2	3	1.5	5	0	0	0	3	9	4.0	
Totals			5	139	18-53	.340	14-38	.368	2-2	1.000	2	17	19	1.5	21	5	4	2	8	52	4.0

Games played: 13
 Minutes/game: 10.7
 Points/game: 4.0
 FG Pct: 34.0
 3FG Pct: 36.8
 FT Pct: 100.0

Rebounds/game: 1.5
 Assists/game: 0.4
 Turnovers/game: 0.3
 Assist/turnover ratio: 1.3
 Steals/game: 0.6
 Blocks/game: 0.2

CAREER STATS

			Total		3-Point		Rebounds										
Year	GP-GS	Min/Avg	FG-FGA	Pct	FG-FGA	Pct	FT-FTA	Pct	Off-Def	Tot	Avg	PF-FO	Ast	TO	Blk	Stl	Pts/Avg
2018-19	15-0	64/4.3	7-27	.259	6-24	.250	3-5	.600	4-2	6	0.4	15-0	0	2	1	0	23/1.5
2019-20	20-2	112/5.6	13-37	.351	5-25	.200	4-4	1.000	4-10	14	0.7	13-0	1	7	3	4	35/1.8
2020-21	13-5	139/10.7	18-53	.340	14-38	.368	2-2	1.000	2-17	19	1.5	21-1	5	4	2	8	52/4.0
TOTAL	48-7	315/6.6	38-117	.325	25-87	.287	9-11	.818	10-29	39	0.8	49-1	6	13	6	12	110/2.3

SINGLE-GAME HIGHS

Points: 12, vs Air Force -- 11/29/20
 Rebounds: 4, Pacific (OR) -- 11/12/19 ; vs William Jessup -- 11/27/20 ; vs Air Force -- 11/29/20
 Assists: 2, vs William Jessup -- 11/27/20
 Steals: 3, Pacific Lutheran -- 11/05/19 ; Pacific Lutheran -- 11/05/19
 Blocks: 2, Long Beach St. -- 12/23/19
 FG made: 4, vs Air Force -- 11/29/20
 FG attempts: 10, vs Air Force -- 11/29/20
 3FG made: 4, vs Air Force -- 11/29/20
 3FG attempts: 9, vs Air Force -- 11/29/20
 FT made: 2, 4 times
 FT attempts: 2, 5 times



2020-21 PLAYER GAME-BY-GAME

#01 Vas Pandza

Opponent	Date	gs	min	Total		3-Pointers		Free throws		Rebounds				pf	a	t/o	blk	stl	pts	avg
				fg-fga	pct	3fg-fga	pct	ft-fga	pct	off	def	tot	avg							
at Portland	11/25/20		8	0-1	.000	0-0	.000	0-0	.000	0	2	2	2.0	2	0	0	0	0	0	0.0
vs William Jessup	11/27/20		11	1-1	1.000	0-0	.000	0-0	.000	1	1	2	2.0	2	0	0	0	0	2	1.0
vs Air Force	11/29/20		4	0-1	.000	0-1	.000	0-0	.000	1	1	2	2.0	0	0	0	0	0	0	0.7
vs CSUN	11/30/20		6	0-0	.000	0-0	.000	1-2	.500	0	1	1	1.8	1	0	0	0	0	1	0.8
at UCLA	12/03/20		10	0-0	.000	0-0	.000	0-0	.000	0	0	0	1.4	2	0	2	0	1	0	0.6
at Long Beach St.	12/06/20		8	1-3	.333	0-2	.000	0-0	.000	0	0	0	1.2	1	0	1	0	0	2	0.8
at Washington	12/09/20		9	1-2	.500	1-1	1.000	0-0	.000	0	2	2	1.3	0	1	1	0	1	3	1.1
NORTHWEST (WA)	12/13/20		13	1-2	.500	0-1	.000	1-2	.500	0	0	0	1.1	0	2	1	0	1	3	1.4
COL. OF IDAHO	12/17/20	*	30	5-12	.417	1-6	.167	2-2	1.000	0	2	2	1.2	4	0	2	0	1	13	2.7
at California	12/22/20	*	26	2-8	.250	1-5	.200	2-2	1.000	0	1	1	1.2	4	0	0	0	0	7	3.1
UTAH VALLEY	01/15/21		12	3-7	.429	2-3	.667	2-2	1.000	0	0	0	1.1	0	0	0	0	0	10	3.7
at Dixie St.	02/05/21		23	3-12	.250	1-8	.125	1-2	.500	1	4	5	1.4	4	1	0	0	1	8	4.1
at Dixie St.	02/06/21		13	0-3	.000	0-1	.000	6-6	1.000	0	5	5	1.7	0	0	0	0	2	6	4.2
Totals		2	173	17-52	.327	6-28	.214	15-18	.833	3	19	22	1.7	20	4	7	0	7	55	4.2

Games played: 13
 Minutes/game: 13.3
 Points/game: 4.2
 FG Pct: 32.7
 3FG Pct: 21.4
 FT Pct: 83.3

Rebounds/game: 1.7
 Assists/game: 0.3
 Turnovers/game: 0.5
 Assist/turnover ratio: 0.6
 Steals/game: 0.5

CAREER STATS

Year	GP-GS	Min/Avg	Total		3-Point		FT-FTA	Pct	Rebounds				PF-FO	Ast	TO	Blk	Stl	Pts/Avg
			FG-FGA	Pct	FG-FGA	Pct			Off-Def	Tot	Avg							
2020-21	13-2	173/13.3	17-52	.327	6-28	.214	15-18	.833	3-19	22	1.7	20-0	4	7	0	7		55/4.2
TOTAL	13-2	173/13.3	17-52	.327	6-28	.214	15-18	.833	3-19	22	1.7	20-0	4	7	0	7		55/4.2

SINGLE-GAME HIGHS

Points: 13, Col. of Idaho -- 12/17/20
 Rebounds: 5, at Dixie St. -- 02/05/21 ; at Dixie St. -- 02/06/21
 Assists: 2, Northwest (WA) -- 12/13/20
 Steals: 2, at Dixie St. -- 02/06/21
 FG made: 5, Col. of Idaho -- 12/17/20
 FG attempts: 12, at Dixie St. -- 02/05/21 ; Col. of Idaho -- 12/17/20
 3FG made: 2, Utah Valley -- 01/15/21
 3FG attempts: 8, at Dixie St. -- 02/05/21
 FT made: 6, at Dixie St. -- 02/06/21
 FT attempts: 6, at Dixie St. -- 02/06/21



2020-21 PLAYER GAME-BY-GAME

#05 Joe Wall

Opponent	Date	gs	min	Total		3-Pointers		Free throws		Rebounds				pf	a	t/o	blk	stl	pts	avg
				fg-fga	pct	3fg-fga	pct	ft-fga	pct	off	def	tot	avg							
vs William Jessup	11/27/20		7	2-4	.500	1-3	.333	0-0	.000	0	1	1	1.0	2	0	0	0	0	5	5.0
vs Air Force	11/29/20		3	0-0	.000	0-0	.000	0-0	.000	0	0	0	0.5	0	0	0	0	0	0	2.5
vs CSUN	11/30/20		2	1-1	1.000	1-1	1.000	0-0	.000	0	0	0	0.3	0	0	0	0	0	3	2.7
at UCLA	12/03/20		5	1-2	.500	0-1	.000	0-0	.000	0	0	0	0.3	0	0	0	0	0	2	2.5
at Long Beach St.	12/06/20		4	0-3	.000	0-3	.000	0-0	.000	0	0	0	0.2	0	0	1	0	0	0	2.0
at Washington	12/09/20		6	1-2	.500	1-2	.500	0-0	.000	0	0	0	0.2	1	0	0	1	1	3	2.2
NORTHWEST (WA)	12/13/20		8	0-2	.000	0-2	.000	0-0	.000	0	1	1	0.3	0	0	0	1	0	0	1.9
COL. OF IDAHO	12/17/20		3	0-0	.000	0-0	.000	0-0	.000	0	0	0	0.3	2	0	0	0	0	0	1.6
at California	12/22/20		3	0-1	.000	0-1	.000	0-0	.000	0	0	0	0.2	1	0	0	0	0	0	1.4
PORTLAND	12/30/20		0	0-0	.000	0-0	.000	0-0	.000	0	0	0	0.2	0	0	0	0	0	0	1.3
SAINT MARTIN'S	01/09/21		11	2-4	.500	2-3	.667	2-2	1.000	0	2	2	0.4	1	0	0	0	0	8	1.9
UTAH VALLEY	01/15/21		0	0-0	.000	0-0	.000	0-0	.000	0	0	0	0.3	0	0	0	0	0	0	1.8
at Dixie St.	02/05/21		8	1-5	.200	1-5	.200	0-0	.000	0	0	0	0.3	1	1	0	0	1	3	1.8
at Dixie St.	02/06/21		1	0-0	.000	0-0	.000	0-0	.000	0	0	0	0.3	0	0	0	0	0	0	1.7
Totals		0	61	8-24	.333	6-21	.286	2-2	1.000	0	4	4	0.3	8	1	1	2	2	24	1.7

Games played: 14
 Minutes/game: 4.4
 Points/game: 1.7
 FG Pct: 33.3
 3FG Pct: 28.6
 FT Pct: 100.0

Rebounds/game: 0.3
 Assists/game: 0.1
 Turnovers/game: 0.1
 Assist/turnover ratio: 1.0
 Steals/game: 0.1
 Blocks/game: 0.1

CAREER STATS

Year	GP-GS	Min/Avg	Total		3-Point		FT-FTA		Rebounds				PF-FO	Ast	TO	Blk	Stl	Pts/Avg
			FG-FGA	Pct	FG-FGA	Pct	FT-FTA	Pct	Off-Def	Tot	Avg							
2018-19	11-0	13/1.2	4-9	.444	3-8	.375	0-0	.000	1-1	2	0.2	5-0	0	0	0	0	0	11/1.0
2020-21	14-0	61/4.4	8-24	.333	6-21	.286	2-2	1.000	0-4	4	0.3	8-0	1	1	2	2	2	24/1.7
TOTAL	25-0	74/3.0	12-33	.364	9-29	.310	2-2	1.000	1-5	6	0.2	13-0	1	1	2	2	2	35/1.4

SINGLE-GAME HIGHS

Points: 8, Saint Martin's -- 01/09/21
 Rebounds: 2, Saint Martin's -- 01/09/21
 Assists: 1, at Dixie St. -- 02/05/21
 Steals: 1, at Dixie St. -- 02/05/21 ; at Washington -- 12/09/20
 Blocks: 1, at Washington -- 12/09/20 ; Northwest (WA) -- 12/13/20
 FG made: 2, Saint Martin's -- 01/09/21 ; vs William Jessup -- 11/27/20
 FG attempts: 5, at Dixie St. -- 02/05/21
 3FG made: 2, Saint Martin's -- 01/09/21
 3FG attempts: 5, at Dixie St. -- 02/05/21
 FT made: 2, Saint Martin's -- 01/09/21
 FT attempts: 2, Saint Martin's -- 01/09/21



2020-21 PLAYER GAME-BY-GAME

#10 Aaron Nettles

Opponent	Date	gs	min	Total		3-Pointers		Free throws		Rebounds				pf	a	t/o	blk	stl	pts	avg	
				fg-fga	pct	3fg-fga	pct	ft-fga	pct	off	def	tot	avg								
at Portland	11/25/20	*	33	3-9	.333	2-7	.286	0-0	.000	0	0	0	0.0	3	4	2	0	3	8	8.0	
vs William Jessup	11/27/20	*	29	2-11	.182	0-5	.000	1-2	.500	0	2	2	1.0	4	3	0	0	0	5	6.5	
vs Air Force	11/29/20	*	32	4-13	.308	4-9	.444	0-0	.000	0	4	4	2.0	2	5	2	0	2	12	8.3	
vs CSUN	11/30/20	*	33	4-10	.400	2-8	.250	0-0	.000	0	2	2	2.0	3	0	0	0	0	10	8.8	
at UCLA	12/03/20	*	29	5-10	.500	1-5	.200	0-0	.000	0	0	0	1.6	3	2	1	0	1	11	9.2	
at Long Beach St.	12/06/20	*	29	1-5	.200	1-4	.250	0-1	.000	0	0	0	1.3	3	2	1	0	0	3	8.2	
at Washington	12/09/20	*	27	1-10	.100	0-8	.000	0-0	.000	0	1	1	1.3	3	4	0	0	1	2	7.3	
PORTLAND	12/30/20	*	21	1-5	.200	1-4	.250	0-0	.000	0	2	2	1.4	5	1	2	0	1	3	6.8	
SAINT MARTIN'S	01/09/21	*	31	5-8	.625	5-6	.833	1-2	.500	0	6	6	1.9	2	3	0	0	1	16	7.8	
UTAH VALLEY	01/15/21	*	42	5-12	.417	2-7	.286	7-7	1.000	0	2	2	1.9	3	0	2	0	5	19	8.9	
at Dixie St.	02/05/21	*	39	7-12	.583	6-10	.600	0-0	.000	0	2	2	1.9	3	2	1	0	0	20	9.9	
at Dixie St.	02/06/21	*	40	4-10	.400	1-6	.167	7-9	.778	0	1	1	1.8	2	1	3	0	2	16	10.4	
Totals			12	385	42-115	.365	25-79	.316	16-21	.762	0	22	22	1.8	36	27	14	0	16	125	10.4

Games played: 12
 Minutes/game: 32.1
 Points/game: 10.4
 FG Pct: 36.5
 3FG Pct: 31.6
 FT Pct: 76.2

Rebounds/game: 1.8
 Assists/game: 2.3
 Turnovers/game: 1.2
 Assist/turnover ratio: 1.9
 Steals/game: 1.3

CAREER STATS

Year	GP-GS	Min/Avg	Total		3-Point		FT-FTA	Pct	Off-Def	Tot	Avg	PF-FO	Ast	TO	Blk	Stl	Pts/Avg
			FG-FGA	Pct	FG-FGA	Pct											
2017-18	32-2	244/7.6	25-60	.417	20-52	.385	13-17	.765	4-17	21	0.7	21-0	9	10	0	6	83/2.6
2018-19	29-3	366/12.6	29-62	.468	22-50	.440	10-14	.714	2-16	18	0.6	39-0	11	13	0	16	90/3.1
2019-20	29-9	573/19.8	46-129	.357	38-103	.369	33-41	.805	9-36	45	1.6	41-1	24	15	1	17	163/5.6
2020-21	12-12	385/32.1	42-115	.365	25-79	.316	16-21	.762	0-22	22	1.8	36-1	27	14	0	16	125/10.4
TOTAL	102-26	1568/15.4	142-366	.388	105-284	.370	72-93	.774	15-91	106	1.0	137-2	71	52	1	55	461/4.5

SINGLE-GAME HIGHS

Points: 20, at Dixie St. -- 02/05/21 ; Pacific Lutheran -- 12/04/17
 Rebounds: 6, Saint Martin's -- 01/09/21 ; UTRGV -- 01/16/20
 Assists: 5, vs Air Force -- 11/29/20 ; Pacific (OR) -- 11/12/19
 Steals: 5, Utah Valley -- 01/15/21
 Blocks: 1, Utah Valley -- 01/11/20
 FG made: 7, at Dixie St. -- 02/05/21 ; Pacific Lutheran -- 12/04/17
 FG attempts: 16, Idaho -- 11/30/19
 3FG made: 6, at Dixie St. -- 02/05/21 ; Pacific Lutheran -- 12/04/17
 3FG attempts: 12, Pacific Lutheran -- 12/04/17
 FT made: 16, Pacific (OR) -- 11/12/19
 FT attempts: 18, Pacific (OR) -- 11/12/19



2020-21 PLAYER GAME-BY-GAME

#11 Riley Grigsby

Opponent	Date	gs	min	Total		3-Pointers		Free throws		Rebounds				pf	a	t/o	blk	stl	pts	avg	
				fg-fga	pct	3fg-fga	pct	ft-fa	pct	off	def	tot	avg								
at Portland	11/25/20	*	31	10-19	.526	4-7	.571	4-5	.800	0	6	6	6.0	3	4	1	2	0	28	28.0	
vs William Jessup	11/27/20	*	32	6-12	.500	2-4	.500	0-0	.000	2	2	4	5.0	2	2	1	0	2	14	21.0	
vs Air Force	11/29/20	*	37	6-13	.462	1-4	.250	0-0	.000	0	1	1	3.7	2	3	1	1	0	13	18.3	
vs CSUN	11/30/20	*	36	7-15	.467	1-4	.250	3-4	.750	3	5	8	4.8	2	0	2	0	1	18	18.3	
at UCLA	12/03/20	*	35	5-12	.417	2-5	.400	0-1	.000	2	2	4	4.6	4	1	2	0	1	12	17.0	
at Long Beach St.	12/06/20	*	36	8-15	.533	6-7	.857	2-4	.500	0	2	2	4.2	1	2	0	0	0	24	18.2	
at Washington	12/09/20	*	39	3-15	.200	0-3	.000	0-0	.000	3	2	5	4.3	2	1	1	0	0	6	16.4	
NORTHWEST (WA)	12/13/20	*	32	11-16	.688	2-4	.500	3-5	.600	1	4	5	4.4	1	0	2	1	1	27	17.8	
COL. OF IDAHO	12/17/20	*	34	6-14	.429	1-6	.167	2-2	1.000	1	2	3	4.2	2	0	1	1	0	15	17.4	
at California	12/22/20	*	40	7-15	.467	2-7	.286	4-4	1.000	1	7	8	4.6	1	1	2	0	0	20	17.7	
PORTLAND	12/30/20	*	39	8-16	.500	4-9	.444	2-3	.667	2	8	10	5.1	2	4	6	1	1	22	18.1	
SAINT MARTIN'S	01/09/21	*	32	10-15	.667	3-6	.500	1-2	.500	1	5	6	5.2	3	0	1	2	0	24	18.6	
UTAH VALLEY	01/15/21	*	43	5-16	.313	2-6	.333	8-9	.889	0	3	3	5.0	5	0	2	0	1	20	18.7	
Totals			13	466	92-193	.477	30-72	.417	29-39	.744	16	49	65	5.0	30	18	22	8	7	243	18.7

Games played: 13
 Minutes/game: 35.8
 Points/game: 18.7
 FG Pct: 47.7
 3FG Pct: 41.7
 FT Pct: 74.4

Rebounds/game: 5.0
 Assists/game: 1.4
 Turnovers/game: 1.7
 Assist/turnover ratio: 0.8
 Steals/game: 0.5
 Blocks/game: 0.6

CAREER STATS

Year	GP-GS	Min/Avg	Total		3-Point		FT-FTA	Pct	Off-Def	Tot	Avg	PF-FO	Ast	TO	Blk	Stl	Pts/Avg
			FG-FGA	Pct	FG-FGA	Pct											
2018-19	30-7	517/17.2	46-96	.479	9-30	.300	28-39	.718	19-58	77	2.6	75-2	16	17	20	8	129/4.3
2019-20	23-20	652/28.3	69-183	.377	22-95	.232	63-86	.733	35-92	127	5.5	64-1	13	27	16	15	223/9.7
2020-21	13-13	466/35.8	92-193	.477	30-72	.417	29-39	.744	16-49	65	5.0	30-1	18	22	8	7	243/18.7
TOTAL	66-40	1635/24.8	207-472	.439	61-197	.310	120-164	.732	70-199	269	4.1	169-4	47	66	44	30	595/9.0

SINGLE-GAME HIGHS

Points: 28, at Portland -- 11/25/20
 Rebounds: 12, Grand Canyon -- 02/20/20
 Assists: 4, at Portland -- 11/25/20 ; Portland -- 12/30/20
 Steals: 2, 7 times
 Blocks: 3, New Mexico St. -- 01/18/20 ; Omaha -- 12/06/18
 FG made: 11, Northwest (WA) -- 12/13/20
 FG attempts: 19, at Portland -- 11/25/20
 3FG made: 6, at Long Beach St. -- 12/06/20
 3FG attempts: 9, Portland -- 12/30/20
 FT made: 8, Utah Valley -- 01/15/21
 FT attempts: 10, at Utah Valley -- 02/08/20



2020-21 PLAYER GAME-BY-GAME

#12 Darrion Trammell

Opponent	Date	gs	min	Total		3-Pointers		Free throws		Rebounds				pf	a	t/o	blk	stl	pts	avg
				fg-fga	pct	3fg-fga	pct	ft-fa	pct	off	def	tot	avg							
at Portland	11/25/20		34	6-13	.462	3-6	.500	2-2	1.000	1	4	5	5.0	4	9	3	0	2	17	17.0
vs William Jessup	11/27/20		28	7-12	.583	2-4	.500	3-5	.600	0	7	7	6.0	2	4	2	0	2	19	18.0
vs Air Force	11/29/20		29	4-10	.400	1-4	.250	3-4	.750	0	2	2	4.7	0	5	0	0	1	12	16.0
vs CSUN	11/30/20		35	8-17	.471	1-5	.200	8-9	.889	1	1	2	4.0	3	5	5	2	0	25	18.3
at UCLA	12/03/20		35	3-14	.214	0-4	.000	2-3	.667	0	2	2	3.6	2	4	2	0	4	8	16.2
at Long Beach St.	12/06/20	*	39	10-24	.417	5-10	.500	7-8	.875	2	5	7	4.2	2	7	3	1	2	32	18.8
at Washington	12/09/20	*	32	4-12	.333	1-2	.500	0-0	.000	2	2	4	4.1	1	1	3	0	3	9	17.4
NORTHWEST (WA)	12/13/20	*	34	6-11	.545	0-3	.000	3-3	1.000	0	4	4	4.1	2	6	1	0	1	15	17.1
COL. OF IDAHO	12/17/20	*	35	3-7	.429	1-4	.250	9-9	1.000	0	3	3	4.0	2	6	3	0	0	16	17.0
at California	12/22/20	*	37	7-15	.467	1-4	.250	0-0	.000	1	4	5	4.1	3	8	4	0	3	15	16.8
PORTLAND	12/30/20	*	39	9-19	.474	1-4	.250	6-8	.750	1	2	3	4.0	3	13	2	1	1	25	17.5
SAINT MARTIN'S	01/09/21	*	34	4-8	.500	1-5	.200	8-8	1.000	1	2	3	3.9	1	7	2	0	3	17	17.5
UTAH VALLEY	01/15/21	*	34	7-22	.318	3-5	.600	9-10	.900	2	5	7	4.2	5	4	3	0	5	26	18.2
at Dixie St.	02/05/21	*	38	10-22	.455	3-6	.500	7-9	.778	1	4	5	4.2	2	6	7	0	2	30	19.0
at Dixie St.	02/06/21	*	39	11-20	.550	5-8	.625	3-4	.750	0	2	2	4.1	4	1	8	1	3	30	19.7
Totals		10	522	99-226	.438	28-74	.378	70-82	.854	12	49	61	4.1	36	86	48	5	32	296	19.7

Games played: 15
Minutes/game: 34.8
Points/game: 19.7
FG Pct: 43.8
3FG Pct: 37.8
FT Pct: 85.4

Rebounds/game: 4.1
Assists/game: 5.7
Turnovers/game: 3.2
Assist/turnover ratio: 1.8
Steals/game: 2.1
Blocks/game: 0.3

CAREER STATS

		Total			3-Point			Rebounds									
Year	GP-GS	Min/Avg	FG-FGA	Pct	FG-FGA	Pct	FT-FTA	Pct	Off-Def	Tot	Avg	PF-FO	Ast	TO	Blk	Stl	Pts/Avg
2020-21	15-10	522/34.8	99-226	.438	28-74	.378	70-82	.854	12-49	61	4.1	36-1	86	48	5	32	296/19.7
TOTAL	15-10	522/34.8	99-226	.438	28-74	.378	70-82	.854	12-49	61	4.1	36-1	86	48	5	32	296/19.7

SINGLE-GAME HIGHS

Points: 32, at Long Beach St. -- 12/06/20
Rebounds: 7, Utah Valley -- 01/15/21 ; vs William Jessup -- 11/27/20 ; at Long Beach St. -- 12/06/20
Assists: 13, Portland -- 12/30/20
Steals: 5, Utah Valley -- 01/15/21
Blocks: 2, vs CSUN -- 11/30/20
FG made: 11, at Dixie St. -- 02/06/21
FG attempts: 24, at Long Beach St. -- 12/06/20
3FG made: 5, at Dixie St. -- 02/06/21 ; at Long Beach St. -- 12/06/20
3FG attempts: 10, at Long Beach St. -- 12/06/20
FT made: 9, Utah Valley -- 01/15/21 ; Col. of Idaho -- 12/17/20
FT attempts: 10, Utah Valley -- 01/15/21



2020-21 PLAYER GAME-BY-GAME

#13 Angelo Stuart

Opponent	Date	gs	min	Total		3-Pointers		Free throws		Rebounds				pf	a	t/o	blk	stl	pts	avg
				fg-fga	pct	3fg-fga	pct	ft-fa	pct	off	def	tot	avg							
at Portland	11/25/20		10	0-2	.000	0-1	.000	2-2	1.000	0	1	1	1.0	0	1	0	0	0	2	2.0
vs William Jessup	11/27/20		8	1-3	.333	0-1	.000	2-2	1.000	0	0	0	0.5	1	0	1	0	2	4	3.0
vs Air Force	11/29/20		4	0-0	.000	0-0	.000	0-0	.000	0	0	0	0.3	0	0	0	0	0	0	2.0
vs CSUN	11/30/20		5	0-2	.000	0-0	.000	0-0	.000	0	0	0	0.3	1	0	0	0	1	0	1.5
at UCLA	12/03/20		4	0-0	.000	0-0	.000	0-0	.000	0	0	0	0.2	0	0	0	0	0	0	1.2
at Washington	12/09/20		6	0-0	.000	0-0	.000	0-0	.000	0	0	0	0.2	1	0	1	0	0	0	1.0
NORTHWEST (WA)	12/13/20		9	2-3	.667	0-1	.000	3-3	1.000	0	0	0	0.1	1	0	0	0	1	7	1.9
COL. OF IDAHO	12/17/20		7	1-1	1.000	0-0	.000	0-0	.000	0	0	0	0.1	1	1	0	0	1	2	1.9
at California	12/22/20		3	0-1	.000	0-0	.000	0-0	.000	0	0	0	0.1	0	1	0	0	0	0	1.7
PORTLAND	12/30/20		5	0-2	.000	0-1	.000	0-0	.000	0	0	0	0.1	0	0	0	0	0	0	1.5
SAINT MARTIN'S	01/09/21		3	0-0	.000	0-0	.000	3-3	1.000	0	0	0	0.1	0	0	0	0	0	3	1.6
UTAH VALLEY	01/15/21		0	0-0	.000	0-0	.000	0-0	.000	0	0	0	0.1	0	0	0	0	0	0	1.5
at Dixie St.	02/05/21		4	0-0	.000	0-0	.000	0-0	.000	0	1	1	0.2	2	0	1	0	0	0	1.4
at Dixie St.	02/06/21		2	0-3	.000	0-2	.000	0-0	.000	0	0	0	0.1	0	0	0	0	0	0	1.3
Totals		0	70	4-17	.235	0-6	.000	10-10	1.000	0	2	2	0.1	7	3	3	0	5	18	1.3

Games played: 14
 Minutes/game: 5.0
 Points/game: 1.3
 FG Pct: 23.5
 3FG Pct: 0.0
 FT Pct: 100.0

Rebounds/game: 0.1
 Assists/game: 0.2
 Turnovers/game: 0.2
 Assist/turnover ratio: 1.0
 Steals/game: 0.4

CAREER STATS

			Total		3-Point		Rebounds										
Year	GP-GS	Min/Avg	FG-FGA	Pct	FG-FGA	Pct	FT-FTA	Pct	Off-Def	Tot	Avg	PF-FO	Ast	TO	Blk	Stl	Pts/Avg
2020-21	14-0	70/5.0	4-17	.235	0-6	.000	10-10	1.000	0-2	2	0.1	7-0	3	3	0	5	18/1.3
TOTAL	14-0	70/5.0	4-17	.235	0-6	.000	10-10	1.000	0-2	2	0.1	7-0	3	3	0	5	18/1.3

SINGLE-GAME HIGHS

Points: 7, Northwest (WA) -- 12/13/20
 Rebounds: 1, at Dixie St. -- 02/05/21 ; at Portland -- 11/25/20
 Assists: 1, at Portland -- 11/25/20 ; Col. of Idaho -- 12/17/20 ; at California -- 12/22/20
 Steals: 2, vs William Jessup -- 11/27/20
 FG made: 2, Northwest (WA) -- 12/13/20
 FG attempts: 3, at Dixie St. -- 02/06/21 ; vs William Jessup -- 11/27/20 ; Northwest (WA) -- 12/13/20
 3FG attempts: 2, at Dixie St. -- 02/06/21
 FT made: 3, Saint Martin's -- 01/09/21 ; Northwest (WA) -- 12/13/20
 FT attempts: 3, Saint Martin's -- 01/09/21 ; Northwest (WA) -- 12/13/20



2020-21 PLAYER GAME-BY-GAME

#15 Emeka Udenyi

Opponent	Date	gs	min	Total		3-Pointers		Free throws		Rebounds				pf	a	t/o	blk	stl	pts	avg
				fg-fga	pct	3fg-fga	pct	ft-fa	pct	off	def	tot	avg							
at Portland	11/25/20		27	6-7	.857	0-0	.000	0-2	.000	2	4	6	6.0	1	0	0	2	0	12	12.0
vs William Jessup	11/27/20		23	5-8	.625	0-0	.000	1-4	.250	7	1	8	7.0	1	0	2	2	0	11	11.5
vs Air Force	11/29/20	*	26	1-3	.333	0-0	.000	1-2	.500	2	3	5	6.3	4	3	1	0	0	3	8.7
vs CSUN	11/30/20	*	29	0-2	.000	0-0	.000	0-0	.000	3	5	8	6.8	1	4	3	0	0	0	6.5
at UCLA	12/03/20	*	11	3-4	.750	0-0	.000	0-2	.000	0	4	4	6.2	4	0	2	0	0	6	6.4
at Long Beach St.	12/06/20	*	23	2-2	1.000	0-0	.000	0-0	.000	4	4	8	6.5	3	1	1	0	0	4	6.0
at Washington	12/09/20	*	35	6-7	.857	0-0	.000	0-3	.000	1	5	6	6.4	3	1	2	0	0	12	6.9
NORTHWEST (WA)	12/13/20	*	19	4-6	.667	0-0	.000	0-0	.000	2	4	6	6.4	2	3	0	0	1	8	7.0
COL. OF IDAHO	12/17/20	*	26	6-10	.600	0-0	.000	0-0	.000	6	4	10	6.8	2	1	1	0	0	12	7.6
at California	12/22/20	*	37	7-10	.700	0-0	.000	0-0	.000	6	4	10	7.1	3	3	0	0	1	14	8.2
PORTLAND	12/30/20	*	33	2-3	.667	0-0	.000	0-2	.000	2	9	11	7.5	4	3	2	0	0	4	7.8
SAINT MARTIN'S	01/09/21	*	28	5-7	.714	0-0	.000	1-2	.500	1	10	11	7.8	1	6	1	0	0	11	8.1
UTAH VALLEY	01/15/21	*	42	3-9	.333	0-0	.000	0-0	.000	3	2	5	7.5	3	0	2	1	0	6	7.9
at Dixie St.	02/05/21	*	35	3-8	.375	0-0	.000	1-1	1.000	5	7	12	7.9	3	1	1	0	1	7	7.9
at Dixie St.	02/06/21	*	33	2-2	1.000	0-0	.000	0-2	.000	3	4	7	7.8	3	4	3	0	0	4	7.6
Totals		13	427	55-88	.625	0-0	.000	4-20	.200	47	70	117	7.8	38	30	21	5	3	114	7.6

Games played: 15
Minutes/game: 28.5
Points/game: 7.6
FG Pct: 62.5
FT Pct: 20.0

Rebounds/game: 7.8
Assists/game: 2.0
Turnovers/game: 1.4
Assist/turnover ratio: 1.4
Steals/game: 0.2
Blocks/game: 0.3

CAREER STATS

Year	GP-GS	Min/Avg	Total		3-Point		FT-FTA	Pct	Rebounds				PF-FO	Ast	TO	Blk	Stl	Pts/Avg
			FG-FGA	Pct	FG-FGA	Pct			Off-Def	Tot	Avg							
2020-21	15-13	427/28.5	55-88	.625	0-0	.000	4-20	.200	47-70	117	7.8	38-0	30	21	5	3		114/7.6
TOTAL	15-13	427/28.5	55-88	.625	0-0	.000	4-20	.200	47-70	117	7.8	38-0	30	21	5	3		114/7.6

SINGLE-GAME HIGHS

Points: 14, at California -- 12/22/20
Rebounds: 12, at Dixie St. -- 02/05/21
Assists: 6, Saint Martin's -- 01/09/21
Steals: 1, at Dixie St. -- 02/05/21 ; Northwest (WA) -- 12/13/20 ; at California -- 12/22/20
Blocks: 2, at Portland -- 11/25/20 ; vs William Jessup -- 11/27/20
FG made: 7, at California -- 12/22/20
FG attempts: 10, Col. of Idaho -- 12/17/20 ; at California -- 12/22/20
FT made: 1, 4 times
FT attempts: 4, vs William Jessup -- 11/27/20



2020-21 PLAYER GAME-BY-GAME

#23 Daron Henson

Opponent	Date	gs	min	Total		3-Pointers		Free throws		Rebounds				pf	a	t/o	blk	stl	pts	avg
				fg-fga	pct	3fg-fga	pct	ft-fga	pct	off	def	tot	avg							
at Portland	11/25/20		6	1-3	.333	1-3	.333	0-0	.000	0	0	0	0.0	2	0	0	0	0	3	3.0
vs William Jessup	11/27/20	*	11	0-5	.000	0-4	.000	0-0	.000	1	1	2	1.0	0	0	0	0	0	0	1.5
vs CSUN	11/30/20		5	0-2	.000	0-2	.000	0-0	.000	1	1	2	1.3	0	0	0	0	1	0	1.0
at UCLA	12/03/20		6	1-2	.500	0-1	.000	0-0	.000	1	1	2	1.5	0	0	0	0	0	2	1.3
at Long Beach St.	12/06/20		7	0-1	.000	0-1	.000	1-2	.500	0	2	2	1.6	2	0	0	0	0	1	1.2
at Washington	12/09/20		5	0-3	.000	0-3	.000	2-2	1.000	0	1	1	1.5	0	0	0	0	0	2	1.3
NORTHWEST (WA)	12/13/20		14	2-6	.333	1-5	.200	2-2	1.000	1	5	6	2.1	2	0	0	0	0	7	2.1
COL. OF IDAHO	12/17/20		12	1-3	.333	1-3	.333	0-0	.000	0	1	1	2.0	0	0	0	0	0	3	2.3
at California	12/22/20		0	0-0	.000	0-0	.000	0-0	.000	0	0	0	1.8	0	0	0	0	0	0	2.0
SAINT MARTIN'S	01/09/21		9	0-2	.000	0-2	.000	0-0	.000	0	1	1	1.7	2	0	1	0	0	0	1.8
UTAH VALLEY	01/15/21		3	0-0	.000	0-0	.000	0-0	.000	0	0	0	1.5	0	0	0	0	0	0	1.6
Totals		1	78	5-27	.185	3-24	.125	5-6	.833	4	13	17	1.5	8	0	1	0	1	18	1.6

Games played: 11

Minutes/game: 7.1

Points/game: 1.6

FG Pct: 18.5

3FG Pct: 12.5

FT Pct: 83.3

Rebounds/game: 1.5

Turnovers/game: 0.1

Steals/game: 0.1

CAREER STATS

Year	GP-GS	Min/Avg	Total		3-Point		FT-FTA	Pct	Off-Def	Tot	Avg	PF-FO	Ast	TO	Blk	Stl	Pts/Avg
			FG-FGA	Pct	FG-FGA	Pct											
2017-18*	33-1	413/12.5	46-133	.346	38-99	.384	12-22	.545	29-44	73	2.2	59-0	7	13	1	2	142/4.3
2019-20*	11-0	73/6.6	13-32	.406	10-25	.400	0-4	.000	3-5	8	0.7	5-0	0	3	0	0	36/3.3
2020-21	11-1	78/7.1	5-27	.185	3-24	.125	5-6	.833	4-13	17	1.5	8-0	0	1	0	1	18/1.6
TOTAL	11-1	78/7.1	5-27	.185	3-24	.125	5-6	.833	4-13	17	1.5	8-0	0	1	0	1	18/1.6
All*	55-2	564/10.3	64-192	.333	51-148	.345	17-32	.531	36-62	98	1.8	72-0	7	17	1	3	196/3.6

* Statistics from prior team/school

SINGLE-GAME HIGHS

Points: 18, at Fresno State -- 01/27/18

Rebounds: 6, 3 times

Assists: 2, Air Force -- 01/24/18

Steals: 1, Miss Valley State -- 11/15/17

Blocks: 1, 2 times

FG made: 6, at Fresno State -- 01/27/18

FG attempts: 11, at San Jose State -- 02/28/18

3FG made: 6, at Fresno State -- 01/27/18

3FG attempts: 10, at San Jose State -- 02/28/18

FT made: 3, 2 times

FT attempts: 6, 2 times



2020-21 PLAYER GAME-BY-GAME

#24 Nate Robinson

Opponent	Date	gs	min	Total		3-Pointers		Free throws		Rebounds				pf	a	t/o	blk	stl	pts	avg
				fg-fga	pct	3fg-fga	pct	ft-fa	pct	off	def	tot	avg							
at UCLA	12/03/20		9	1-5	.200	0-4	.000	1-1	1.000	0	1	1	1.0	0	0	2	1	0	3	3.0
at Long Beach St.	12/06/20		8	0-1	.000	0-0	.000	0-0	.000	1	1	2	1.5	4	0	2	0	0	0	1.5
at Washington	12/09/20		3	0-0	.000	0-0	.000	0-0	.000	0	0	0	1.0	0	0	0	0	0	0	1.0
at Dixie St.	02/06/21	*	13	1-4	.250	0-1	.000	2-2	1.000	0	1	1	1.0	0	0	0	0	0	4	1.8
Totals		1	33	2-10	.200	0-5	.000	3-3	1.000	1	3	4	1.0	4	0	4	1	0	7	1.8

Games played: 4
 Minutes/game: 8.3
 Points/game: 1.8
 FG Pct: 20.0
 3FG Pct: 0.0
 FT Pct: 100.0

Rebounds/game: 1.0
 Turnovers/game: 1.0
 Blocks/game: 0.3

CAREER STATS

Year	GP-GS	Min/Avg	Total		3-Point		FT-FTA	Pct	Rebounds				PF-FO	Ast	TO	Blk	Stl	Pts/Avg
			FG-FGA	Pct	FG-FGA	Pct			Off-Def	Tot	Avg							
2018-19*	18-0	176/9.8	6-43	.140	1-26	.038	16-27	.593	7-17	24	1.3	9-0	6	6	0	1		29/1.6
2020-21	4-1	33/8.3	2-10	.200	0-5	.000	3-3	1.000	1-3	4	1.0	4-0	0	4	1	0		7/1.8
TOTAL	4-1	33/8.3	2-10	.200	0-5	.000	3-3	1.000	1-3	4	1.0	4-0	0	4	1	0		7/1.8
All*	22-1	209/9.5	8-53	.151	1-31	.032	19-30	.633	8-20	28	1.3	13-0	6	10	1	1		36/1.6

* Statistics from prior team/school

SINGLE-GAME HIGHS

Points: 6, at Purdue Fort Wayne -- 02/30/19
 Rebounds: 5, at Kansas -- 12/18/18
 Assists: 2, at Oral Roberts -- 01/17/19
 Steals: 1, at Oral Roberts -- 01/17/19
 FG made: 2, at Purdue Fort Wayne -- 02/30/19
 FG attempts: 7, at Purdue Fort Wayne -- 02/30/19
 3FG made: 1, South Dakota State -- 01/06/19, at UCLA -- 12/03/20
 3FG attempts: 7, at Purdue Fort Wayne -- 01/30/19
 FT made: 5, at Colorado -- 12/04/18
 FT attempts: 8, at Colorado -- 12/04/18



2020-21 PLAYER GAME-BY-GAME

#25 Jared Pearre

Opponent	Date	gs	min	Total		3-Pointers		Free throws		Rebounds				pf	a	t/o	blk	stl	pts	avg
				fg-fga	pct	3fg-fga	pct	ft-fga	pct	off	def	tot	avg							
at Portland	11/25/20		8	0-1	.000	0-0	.000	0-0	.000	0	0	0	0.0	1	0	2	0	1	0	0.0
vs William Jessup	11/27/20		9	1-2	.500	0-0	.000	1-2	.500	2	2	4	2.0	0	0	1	0	1	3	1.5
vs CSUN	11/30/20		8	1-1	1.000	0-0	.000	0-0	.000	1	3	4	2.7	3	0	1	0	0	2	1.7
at UCLA	12/03/20		18	1-2	.500	0-0	.000	0-1	.000	3	3	6	3.5	3	1	1	1	1	2	1.8
at Long Beach St.	12/06/20		13	0-1	.000	0-0	.000	2-6	.333	0	2	2	3.2	2	0	1	1	0	2	1.8
at Washington	12/09/20		7	0-1	.000	0-0	.000	0-0	.000	0	0	0	2.7	1	0	2	0	0	0	1.5
NORTHWEST (WA)	12/13/20		21	5-6	.833	0-0	.000	2-3	.667	1	3	4	2.9	0	1	1	3	0	12	3.0
COL. OF IDAHO	12/17/20		16	3-6	.500	0-0	.000	0-2	.000	2	3	5	3.1	0	2	1	4	1	6	3.4
at California	12/22/20		6	1-1	1.000	0-0	.000	0-0	.000	0	0	0	2.8	1	0	0	0	0	2	3.2
PORTLAND	12/30/20		23	9-12	.750	0-0	.000	0-0	.000	2	8	10	3.5	0	1	0	4	0	18	4.7
SAINT MARTIN'S	01/09/21		19	2-4	.500	0-0	.000	1-4	.250	1	5	6	3.7	1	0	0	2	1	5	4.7
UTAH VALLEY	01/15/21		19	1-2	.500	0-0	.000	4-6	.667	2	3	5	3.8	2	0	1	1	1	6	4.8
at Dixie St.	02/05/21	*	15	0-2	.000	0-0	.000	0-0	.000	0	0	0	3.5	3	0	1	1	0	0	4.5
at Dixie St.	02/06/21		7	0-0	.000	0-0	.000	0-2	.000	1	0	1	3.4	2	1	1	0	0	0	4.1
Totals		1	189	24-41	.585	0-0	.000	10-26	.385	15	32	47	3.4	19	6	13	17	6	58	4.1

Games played: 14
 Minutes/game: 13.5
 Points/game: 4.1
 FG Pct: 58.5
 FT Pct: 38.5

Rebounds/game: 3.4
 Assists/game: 0.4
 Turnovers/game: 0.9
 Assist/turnover ratio: 0.5
 Steals/game: 0.4
 Blocks/game: 1.2

CAREER STATS

Year	GP-GS	Min/Avg	Total		3-Point		FT-FTA	Pct	Rebounds				PF-FO	Ast	TO	Blk	Stl	Pts/Avg
			FG-FGA	Pct	FG-FGA	Pct			Off-Def	Tot	Avg							
2018-19*	30-13	395/13.2	38-58	.655	0-0	.000	12-24	.500	30-51	81	2.7	56-2	18	19	16	14		88/2.9
2019-20*	31-23	552/17.8	48-83	.578	0-0	.000	8-27	.296	34-76	110	3.5	72-3	30	23	17	12		104/3.4
2020-21	14-1	189/13.5	24-41	.585	0-0	.000	10-26	.385	15-32	47	3.4	19-0	6	13	17	6		58/4.1
TOTAL	14-1	189/13.5	24-41	.585	0-0	.000	10-26	.385	15-32	47	3.4	19-0	6	13	17	6		58/4.1
All*	75-37	1136/15.1	110-182	.604	0-0	.000	30-77	.390	79-159	238	3.2	147-5	54	55	50	32		250/3.3

* Statistics from prior team/school

SINGLE-GAME HIGHS

Points: 19, St. Katherine -- 01/04/20
 Rebounds: 10, Long Beach State -- 01/23/19 ; Portland -- 12/30/20
 Assists: 3, 4 times
 Steals: 3, UC Riverside -- 2/27/19
 Blocks: 4, Col. of Idaho -- 12/17/20 ; Portland -- 12/30/20
 FG made: 9, St. Katherine -- 01/04/20 ; Portland -- 12/30/20
 FG attempts: 12, Portland -- 12/30/20
 FT made: 4, Utah Valley -- 01/15/21
 FT attempts: 6, Utah Valley -- 01/15/21 ; at Long Beach St. -- 12/06/20



2020-21 PLAYER GAME-BY-GAME

#33 Kobe Williamson

Opponent	Date	gs	min	Total		3-Pointers		Free throws		Rebounds				pf	a	t/o	blk	stl	pts	avg	
				fg-fga	pct	3fg-fga	pct	ft-fga	pct	off	def	tot	avg								
at Portland	11/25/20	*	28	4-6	.667	2-3	.667	0-0	.000	5	4	9	9.0	3	0	0	2	0	10	10.0	
vs William Jessup	11/27/20	*	24	2-6	.333	0-2	.000	2-2	1.000	1	3	4	6.5	3	1	1	3	1	6	8.0	
vs Air Force	11/29/20	*	37	5-7	.714	1-2	.500	0-0	.000	3	3	6	6.3	4	0	0	2	1	11	9.0	
vs CSUN	11/30/20	*	22	0-4	.000	0-4	.000	0-2	.000	3	6	9	7.0	3	1	2	0	2	0	6.8	
at UCLA	12/03/20	*	27	1-3	.333	0-0	.000	0-1	.000	0	3	3	6.2	3	0	0	1	1	2	5.8	
at Long Beach St.	12/06/20	*	27	2-8	.250	1-5	.200	2-2	1.000	4	6	10	6.8	3	0	1	0	2	7	6.0	
at Washington	12/09/20	*	27	1-5	.200	1-2	.500	1-2	.500	2	5	7	6.9	2	2	2	0	0	4	5.7	
NORTHWEST (WA)	12/13/20	*	32	1-2	.500	1-2	.500	0-0	.000	0	4	4	6.5	3	1	2	2	1	3	5.4	
COL. OF IDAHO	12/17/20	*	28	3-6	.500	1-4	.250	0-0	.000	1	7	8	6.7	1	1	1	1	2	7	5.6	
at California	12/22/20	*	38	3-6	.500	1-4	.250	0-0	.000	1	6	7	6.7	2	1	1	1	0	7	5.7	
PORTLAND	12/30/20	*	32	2-6	.333	1-2	.500	2-3	.667	3	4	7	6.7	4	0	1	2	0	7	5.8	
SAINT MARTIN'S	01/09/21	*	15	1-5	.200	0-3	.000	2-2	1.000	2	2	4	6.5	5	1	2	0	0	4	5.7	
UTAH VALLEY	01/15/21	*	22	0-4	.000	0-3	.000	1-2	.500	0	2	2	6.2	5	1	1	1	0	1	5.3	
at Dixie St.	02/05/21	*	38	3-10	.300	0-5	.000	2-3	.667	5	10	15	6.8	5	0	1	4	0	8	5.5	
at Dixie St.	02/06/21	*	36	3-9	.333	1-4	.250	1-2	.500	1	10	11	7.1	4	1	2	2	1	8	5.7	
Totals			15	433	31-87	.356	10-45	.222	13-21	.619	31	75	106	7.1	50	10	17	21	11	85	5.7

Games played: 15
 Minutes/game: 28.9
 Points/game: 5.7
 FG Pct: 35.6
 3FG Pct: 22.2
 FT Pct: 61.9

Rebounds/game: 7.1
 Assists/game: 0.7
 Turnovers/game: 1.1
 Assist/turnover ratio: 0.6
 Steals/game: 0.7
 Blocks/game: 1.4

CAREER STATS

Year	GP-GS	Min/Avg	Total		3-Point		FT-FTA	Pct	Off-Def	Tot	Avg	PF-FO	Ast	TO	Blk	Stl	Pts/Avg
			FG-FGA	Pct	FG-FGA	Pct											
2020-21	15-15	433/28.9	31-87	.356	10-45	.222	13-21	.619	31-75	106	7.1	50-3	10	17	21	11	85/5.7
TOTAL	15-15	433/28.9	31-87	.356	10-45	.222	13-21	.619	31-75	106	7.1	50-3	10	17	21	11	85/5.7

SINGLE-GAME HIGHS

Points: 11, vs Air Force -- 11/29/20
 Rebounds: 15, at Dixie St. -- 02/05/21
 Assists: 2, at Washington -- 12/09/20
 Steals: 2, vs CSUN -- 11/30/20 ; at Long Beach St. -- 12/06/20 ; Col. of Idaho -- 12/17/20
 Blocks: 4, at Dixie St. -- 02/05/21
 FG made: 5, vs Air Force -- 11/29/20
 FG attempts: 10, at Dixie St. -- 02/05/21
 3FG made: 2, at Portland -- 11/25/20
 3FG attempts: 5, at Dixie St. -- 02/05/21 ; at Long Beach St. -- 12/06/20
 FT made: 2, 5 times
 FT attempts: 3, at Dixie St. -- 02/05/21 ; Portland -- 12/30/20



2020-21 PLAYER GAME-BY-GAME

#35 Matthew Levis

Opponent	Date	gs	min	Total		3-Pointers		Free throws		Rebounds				pf	a	t/o	blk	stl	pts	avg
				fg-fga	pct	3fg-fga	pct	ft-fta	pct	off	def	tot	avg							
SAINT MARTIN'S	01/09/21		3	0-0	.000	0-0	.000	0-0	.000	0	0	0	0.0	0	1	0	0	0	0	0.0
Totals		0	3	0-0	.000	0-0	.000	0-0	.000	0	0	0	0.0	0	1	0	0	0	0	0.0

Games played: 1

Minutes/game: 3.0

Assists/game: 1.0

Assist/turnover ratio: 99.9

CAREER STATS

Year	GP-GS	Min/Avg	Total		3-Point		FT-FTA	Pct	Rebounds				PF-FO	Ast	TO	Blk	Stl	Pts/Avg
			FG-FGA	Pct	FG-FGA	Pct			Off-Def	Tot	Avg							
2020-21	1-0	3/3.0	0-0	.000	0-0	.000	0-0	.000	0-0	0	0.0	0-0	1	0	0	0	0	0/0.0
TOTAL	1-0	3/3.0	0-0	.000	0-0	.000	0-0	.000	0-0	0	0.0	0-0	1	0	0	0	0	0/0.0

SINGLE-GAME HIGHS

Assists: 1, Saint Martin's -- 01/09/21



2020-21 BOX SCORES

Official Basketball Box Score -- Game Totals -- Final Statistics Seattle U vs Portland 11/25/20 8:00 pm at Portland, OR (Chiles Center)

Seattle U 84 • 1-0,0-0 WAC

#	Player	Total		3-Ptr	FT-FTA	Rebounds			PF	TP	A	TO	Blk	Stl	Min
		FG-FGA	FG-FGA			Off	Def	Tot							
21	Viktor Rajkovic	f	0-1	0-0	0-0	0	0	0	1	0	1	0	0	0	5
00	Rip Economou	g	1-6	0-2	2-2	0	2	2	1	4	0	0	0	2	10
10	Aaron Nettles	g	3-9	2-7	0-0	0	0	0	3	8	4	2	0	3	33
11	Riley Grigsby	g	10-19	4-7	4-5	0	6	6	3	28	4	1	2	0	31
33	Kobe Williamson	g	4-6	2-3	0-0	5	4	9	3	10	0	0	2	0	28
01	Vas Pandza	g	0-1	0-0	0-0	0	2	2	0	0	0	0	0	0	8
12	Darriin Trammell	g	6-13	3-6	2-2	1	4	5	4	17	9	3	0	2	34
13	Angelo Stuart	g	0-2	0-1	2-2	0	1	1	0	2	1	0	0	0	10
15	Emeka Udenyi	g	6-7	0-0	0-2	2	4	6	1	12	0	0	2	0	27
23	Daron Henson	g	1-3	1-3	0-0	0	0	0	2	3	0	0	0	0	6
25	Jared Pearre	g	0-1	0-0	0-0	0	0	0	1	0	0	2	0	1	8
Team						1	1	2							
Totals			31-68	12-29	10-13	9	24	33	21	84	19	8	6	8	200

FG % 1st Half: 12-33 36.4% 2nd half: 19-35 54.3% Game: 31-68 45.6%
3FG % 1st Half: 4-14 28.6% 2nd half: 8-15 53.3% Game: 12-29 41.4%
FT % 1st Half: 3-6 50.0% 2nd half: 7-7 100.0% Game: 10-13 76.9%

Portland 72 • 0-1,0-0 WCC

#	Player	Total		3-Ptr	FT-FTA	Rebounds			PF	TP	A	TO	Blk	Stl	Min
		FG-FGA	FG-FGA			Off	Def	Tot							
13	Eddie Davis	f	3-6	0-0	1-3	0	3	3	2	7	1	3	1	0	28
24	Michael Henn	f	3-7	1-4	2-2	0	6	6	2	9	3	2	0	0	35
02	Ahmed Ali	g	4-9	2-4	3-3	0	0	0	4	13	2	3	0	1	22
03	Isiah Dasher	g	3-6	0-1	1-2	0	4	4	2	7	1	2	0	0	28
11	Latrell Jones	g	2-7	1-2	2-3	1	4	5	3	7	1	2	0	0	24
00	Clythrus Griffith Jr.	g	3-4	1-1	3-3	0	2	2	0	10	0	2	0	0	17
01	Zac Triplett	g	1-1	1-1	0-0	0	2	2	0	3	1	1	0	0	4
10	Chase Adams	g	4-9	0-0	5-6	1	3	4	1	13	2	2	0	0	18
15	Hayden Curtiss	g	0-1	0-0	0-0	0	1	1	0	1	0	0	0	1	5
20	Takula Fahrensohn	g	1-1	0-0	1-1	0	3	3	1	3	0	2	0	0	19
Team						2	2	4							
Totals			24-51	6-13	18-23	4	30	34	16	72	12	20	1	2	200

FG % 1st Half: 13-25 52.0% 2nd half: 11-26 42.3% Game: 24-51 47.1%
3FG % 1st Half: 3-8 37.5% 2nd half: 3-5 60.0% Game: 6-13 46.2%
FT % 1st Half: 10-13 76.9% 2nd half: 8-10 80.0% Game: 18-23 78.3%

Officials: Justin Shamion, Sirallen Conner, Kevin Brill
Technical fouls: Seattle U-None. Portland-None.
Attendance:

Score by periods	1st	2nd	Total
Seattle U	31	53	84
Portland	39	33	72

Points	In	Off	2nd	Fast	Bench
SU	32	19	12	9	34
UP	32	6	2	8	29

Last FG - SU 2nd-00:43, UP 2nd-00:30.
Largest lead - SU by 12 2nd-00:43, UP by 10 1st-00:25.
SU led for 18:11. UP led for 18:18. Game was tied for 03:31.

Score tied - 7 times.
Lead changed - 10 times.

Official Basketball Box Score -- Game Totals -- Final Statistics Seattle U vs Air Force 11/29/20 12:00 pm at Las Vegas, NV (T-Mobile Arena)

Seattle U 63 • 3-0,0-0 WAC

#	Player	Total		3-Ptr	FT-FTA	Rebounds			PF	TP	A	TO	Blk	Stl	Min
		FG-FGA	FG-FGA			Off	Def	Tot							
15	Emeka Udenyi	f	1-3	0-0	1-2	2	3	5	4	3	3	1	0	0	26
00	Rip Economou	g	4-10	4-9	0-0	0	4	4	1	12	0	1	0	0	28
10	Aaron Nettles	g	4-13	4-9	0-0	0	4	4	2	12	5	2	0	2	32
11	Riley Grigsby	g	6-13	1-4	0-0	0	1	1	2	13	3	1	1	0	37
33	Kobe Williamson	g	5-7	1-2	0-0	3	3	6	4	11	0	0	2	1	37
01	Vas Pandza	g	0-1	0-1	0-0	1	1	2	0	0	0	0	0	0	4
05	Joe Wall	g	0-0	0-0	0-0	0	0	0	0	0	0	0	0	0	3
12	Darriin Trammell	g	4-10	1-4	3-4	0	2	2	0	12	5	0	0	1	29
13	Angelo Stuart	g	0-0	0-0	0-0	0	0	0	0	0	0	0	0	0	4
Team						4	2	6							
Totals			24-57	11-29	4-6	10	20	30	13	63	16	9	3	4	200

FG % 1st Half: 10-28 35.7% 2nd half: 14-29 48.3% Game: 24-57 42.1%
3FG % 1st Half: 6-17 35.3% 2nd half: 5-12 41.7% Game: 11-29 37.9%
FT % 1st Half: 1-2 50.0% 2nd half: 3-4 75.0% Game: 4-6 66.7%

Air Force 45 • 1-1,0-0 Mountain

#	Player	Total		3-Ptr	FT-FTA	Rebounds			PF	TP	A	TO	Blk	Stl	Min
		FG-FGA	FG-FGA			Off	Def	Tot							
11	Ameka Akaya	f	1-6	1-4	0-0	0	1	1	1	3	0	2	0	0	13
22	Nik Jackson	f	4-8	1-3	0-0	2	4	6	4	9	1	4	0	1	25
44	Keaton Van Soelen	f	4-8	0-2	1-2	1	3	4	5	9	1	2	0	1	36
05	Chris Joyce	g	0-2	0-2	4-4	0	3	3	0	4	1	3	0	0	38
10	AJ Walker	g	2-5	1-2	0-0	0	3	3	2	5	2	1	0	0	34
00	Joseph Octave	g	0-1	0-1	0-0	0	0	0	0	0	0	0	0	0	2
02	Glen McClintock	g	4-8	3-5	0-0	1	4	5	2	11	2	0	0	0	31
15	Abe Kinrade	g	1-2	0-1	2-2	0	0	0	0	4	1	0	0	0	16
24	Mason Taylor	g	0-0	0-0	0-0	0	0	0	1	0	1	1	0	0	5
Team						0	3	3							
Totals			16-40	6-20	7-8	4	21	25	15	45	9	15	0	2	200

FG % 1st Half: 9-24 37.5% 2nd half: 7-16 43.8% Game: 16-40 40.0%
3FG % 1st Half: 3-13 23.1% 2nd half: 3-7 42.9% Game: 6-20 30.0%
FT % 1st Half: 4-4 100.0% 2nd half: 3-4 75.0% Game: 7-8 87.5%

Officials: Ken Ditty, Kevin Brill, Donn Berdahl
Technical fouls: Seattle U-TEAM. Air Force-Nik Jackson.
Attendance:

Score by periods	1st	2nd	Total
Seattle U	27	36	63
Air Force	25	20	45

Points	In	Off	2nd	Fast	Bench
SU	26	14	12	2	15
USAFA	18	8	3	2	12

Last FG - SU 2nd-00:31, USAFA 2nd-01:02.
Largest lead - SU by 19 2nd-11:31, USAFA None.
SU led for 39:32. USAFA led for 00:00. Game was tied for 00:28.

Score tied - 0 times.
Lead changed - 0 times.

Official Basketball Box Score -- Game Totals -- Final Statistics William Jessup vs Seattle U 11/27/20 12:00 pm at Portland, OR (Chiles Center)

William Jessup 53 • 0-2

#	Player	Total		3-Ptr	FT-FTA	Rebounds			PF	TP	A	TO	Blk	Stl	Min
		FG-FGA	FG-FGA			Off	Def	Tot							
11	Myles Corey	*	3-7	1-2	2-3	0	2	2	5	9	2	4	1	0	18
21	Matt Garrison	*	1-5	0-0	0-0	1	2	3	4	2	1	1	1	0	20
22	Jaylen Johnson	*	0-3	0-2	2-4	0	0	0	0	2	0	0	0	0	19
24	Tarren Storey-Way	*	2-9	1-6	4-6	0	4	4	1	9	0	3	0	0	32
25	Jayden DeJoseph	*	0-4	0-3	2-2	1	2	3	0	2	0	0	0	0	27
01	Jordan Adams		2-3	2-2	1-2	1	2	3	2	7	0	0	0	1	12
03	Nathan Kasongo		1-2	1-2	0-0	0	1	1	1	3	0	0	0	0	4
04	Marcus Hansen		0-0	0-0	0-0	0	0	0	0	1	0	0	0	0	2
05	Matt Lyon		2-2	0-0	1-2	0	0	0	0	5	0	2	0	0	7
10	Malik Corey		1-3	0-0	0-0	0	2	2	3	2	2	1	0	0	18
12	Nathan Flores		0-0	0-0	0-0	0	0	0	0	0	0	0	0	0	1
14	Jaden Henderson		0-0	0-0	0-0	0	0	0	0	0	0	0	0	0	1
20	Tim Strijbos		2-5	0-2	2-2	0	6	6	1	6	1	3	0	2	21
30	David McCants		0-0	0-0	0-0	0	0	0	0	0	0	1	0	0	1
32	Matthew Schmidt		1-3	0-0	4-4	1	1	2	5	6	2	2	1	0	20
Team						2	1	3							
Totals			15-46	5-19	18-25	6	23	29	23	53	8	19	3	3	203

FG % 1st Half: 8-25 32.0% 2nd half: 7-21 33.3% Game: 15-46 32.6%
3FG % 1st Half: 3-10 30.0% 2nd half: 2-9 22.2% Game: 5-19 26.3%
FT % 1st Half: 4-7 57.1% 2nd half: 14-18 77.8% Game: 18-25 72.0%

Seattle U 77 • 2-0,0-0 WAC

#	Player		Total		3-Ptr	Rebounds			PF	TP	A	TO	Blk	Stl	Min
			FG-FGA	FG-FGA	FT-FTA	Off	Def	Tot							
23	Daron Henson	f	0-5	0-4	0-0	1	1	2	0	0	0	0	0	0	11
00	Rip Economou	g	3-5	2-4	0-0	0	4	4	2	8	2	1	1	0	18
10	Aaron Nettles	g	2-11	0-5	1-2	0	2	2	4	5	3	0	0	0	29
11	Riley Grigsby	g	6-12	2-4	0-0	2	2	4	2	14	2	1	0	2	32
33	Kobe Williamson	g	2-6	0-2	2-2	1	3	4	3	6	1	1	3	1	24
01	Vas Pandza		1-1	0-0	0-0	1	1	2	2	2	0	0	0	0	11
05	Joe Wall		2-4	1-3	0-0	0	1	1	2	5	0	0	0	0	7
12	Darrion Trammell		7-12	2-4	3-5	0	7	7	2	19	4	2	2	2	28
13	Jared Smart		1-3	0-1	2-2	0	1	1	4	1	0	0	0	8	10
14	Emeka Udenyi		5-8	0-0	1-4	7	1	8	1	11	0	2	2	0	23
25	Angelo Pearre		1-2	0-0	1-2	2	2	4	0	3	0	1	0	1	9
	Team					2	0	2							
	Totals		30-69	7-27	10-17	16	24	40	19	77	12	9	6	8	200



Official Basketball Box Score -- Game Totals -- Final Statistics
Seattle U vs Long Beach St.
 12/06/20 1:00 pm at Long Beach, CA (Walter Pyramid)

Seattle U 75 • 3-3,0-0 WAC

Seattle @ 7:30 - 3:30, 0-WAC															
		Total	3-Ptr		Rebounds										
#	Player	FG-FGA	FG-FGA	FT-FTA	Off	Def	TP	PF	TP	A	To	Bk	Stl	Min	
15	Emeka Udenyi	f	2-2	0-0	0-0	4	4	8	3	4	1	1	0	23	
10	Aaron Nettles	g	1-5	1-4	0-1	0	0	0	3	3	2	1	0	0	29
11	Riley Grigsby	g	1-15	6-7	2-4	0	2	2	1	24	2	0	0	0	36
12	Darrion Trammell	g	10-24	5-10	7-8	2	5	7	2	32	7	3	1	2	39
23	Kobe Williamson	g	2-8	1-5	2-2	4	6	10	3	7	0	1	0	2	27
00	Rip Economou		0-1	0-1	0-0	0	2	2	1	0	0	0	0	0	6
01	Vas Panda		1-3	0-2	0-0	0	0	0	1	2	0	1	0	0	8
05	Joe Wall		0-3	0-3	0-0	0	0	0	0	0	0	1	0	0	4
23	Daron Henson		0-1	0-1	1-2	0	2	2	2	1	0	0	0	0	7
24	Nate Robinson		0-1	0-0	0-0	1	2	2	4	0	2	0	0	0	8
25	Jared Pearre		0-1	0-0	2-6	0	1	2	2	2	0	1	1	0	13
	Team					0	1	1							
	Totals		24-64	12-22	14-22	13	25	26	22	25	12	11	2	4	200

FG % 1st Half: 9-32	28.1%	2nd half: 15-32	46.9%	Game: 24-64	37.5%	Deadball Rebounds 3
3FG % 1st Half: 6-17	35.3%	2nd half: 7-16	43.8%	Game: 13-33	39.4%	
FT % 1st Half: 4-6	66.7%	2nd half: 10-17	58.8%	Game: 14-23	60.9%	

Long Beach St. 80 • 1-1.0-0 Big West

Long Beach St. 80 - 1-1,0-0 Big West																
#	Player	Total			3-Ptr		Rebounds					A	TO	Bk	Stl	Min
		FG-FGA	FG-FGA	FT-FTA	Off	Def	TP	PF	TP							
23	Romelle Mansel	f	3-6	0-0	0-0	4	6	10	4	6	1	1	0	0	0	28
24	Joe Hampton		6-11	0-2	4-7	1	4	5	4	16	1	3	1	1	1	26
01	Michael Carter III	g	5-7	1-2	9-10	0	2	2	4	20	2	4	0	0	2	34
10	Isaiah Washington		8-17	1-3	4-5	2	6	8	3	21	7	0	0	0	0	36
31	Chance Hunter	g	5-12	3-6	1-2	1	12	13	2	14	3	2	1	1	1	35
00	RJ Rhoden		0-1	0-0	1-2	0	1	1	3	1	0	2	0	0	0	18
05	Shaden Knight		0-2	0-2	0-0	0	1	1	2	0	1	1	0	0	0	11
12	Jadon Jones		0-1	0-1	0-0	0	1	1	0	0	0	1	0	0	0	5
32	Trevor Irish		1-2	0-0	0-0	0	1	1	0	2	0	0	0	0	0	7
	Team					1	0	1								
	Totals		28-59	5-16	19-26	9	34	43	22	80	15	14	2	4	200	

FG % 1st Half:	14-31	45.2%	2nd half:	14-28	50.0%	Game:	28-59	47.5%	Deadball
3FG % 1st Half:	1-5	20.0%	2nd half:	4-11	36.4%	Game:	5-16	31.3%	Rebounds
FT % 1st Half:	4-5	80.0%	2nd half:	15-21	71.4%	Game:	19-26	73.1%	4,1

Officials: Brady Chelette, Ian Caldwell, Daryl Gelinas
Technical fouls: Seattle U-None. Long Beach St.-None.
Attendance:

Score by periods	1st	2nd	Total
Seattle U	28	47	75
Long Beach St.	33	47	80

Last FG - SU 2nd-00:18, LBSU 2nd-01:46.
Largest lead - SU None, LBSU by 12 2nd-09:28.
SU led for 00:00. LBSU led for 38:36. Game was tied for 01:24.

Last FG - SU 2nd-00:00, UCLA 2nd-00:45.
 Largest lead - SU by 2 1st-11:36, UCLA by 29 2nd-05:18.

Last FG - SU 2nd-00:00, UCLA 2nd-00:45.	Score tied - 9 times.	Last FG - SU 2nd-00:18, LBSU 2nd-01:46.	Score tied - 1 time.
Largest lead - SU by 2 1st-11:36, UCLA by 29 2nd-05:18.	Lead changed - 6 times.	Largest lead - SU None, LBSU by 12 2nd-09:28.	Lead changed - 0 times.

Official Basketball Box Score -- Game Totals -- Final Statistics
Northwest (WA) vs Seattle U
 12/13/20 6:00 pm at Seattle, WA (Redhawk Center)

Northwest (WA) 40 • 0-1

#	Player	Total FG-FGA	3-Ptr FG-FTA	Rebounds Off Def Tot	PF	TP	A To	Bkls	Stl	Min				
02	Cesar Sandoval	g 4-13	0-4	3-3	5	6	11	4	1	0	33			
03	Cacao Chatman	g 1-5	0-2	0-0	0	2	2	4	0	0	25			
21	J.R. Delgado	g 2-9	1-5	0-0	1	4	5	5	3	2	0	30		
22	Pa'Treon Lee	g 2-9	1-1	2-2	5	0	5	4	7	0	1	0	0	28
30	Keaton McKay	g 1-5	0-4	0-0	1	0	1	1	2	0	0	0	0	9
04	Kalai Akaka	0-1	0-1	0-0	0	0	0	2	0	1	0	0	0	5
05	Dejwan Walker	1-5	0-1	2-2	0	3	3	2	4	0	7	0	1	20
11	Cole Langstraat	0-1	0-1	0-0	1	1	2	2	0	1	0	0	0	5
12	Jase Paulsen	2-3	2-3	0-0	0	2	2	0	6	0	0	0	0	16
15	Kade Sorenson	0-0	0-0	0-0	0	0	0	0	0	0	1	0	0	2
23	Bryant Corwin	0-3	0-3	0-0	0	0	0	0	0	1	0	0	0	3
24	Davontae Powell	1-2	1-2	0-0	0	0	0	3	0	0	0	0	0	18
34	Daniel Sharpe	0-2	0-0	0-0	1	1	2	0	0	2	0	2	5	18
	Team				1	2								
	Totals	14-58	5-27	7-7	14	20	34	23	40	8	23	1	6	200

FG % 1st Half:	8-24	33.3%	2nd half:	6-34	17.6%	Game:	14-58	24.1%	Deadba Rebound 1,1
3FG % 1st Half:	3-11	27.3%	2nd half:	2-16	12.5%	Game:	5-27	18.5%	
FT % 1st Half:	6-6	100.0	2nd half:	1-1	100.0	Game:	7-7	100.0	

Seattle U 89 • 4-4,0-0 WAC

Seattle U 89 • 4-4,0-0 WAC																
##	Player	Total			3-Ptr		Rebounds			PF	TP	A	To	Blk	Stl	Min
		FG-FGA	FG-FGA	FT-FTA	Off	Def	Tot									
15	Emeka Udenyi	r	4-6	0-0	0-0	2	4	6	2	8	3	0	0	1	19	
02	Trey Hopkins		1-2	0-1	2-2	0	1	1	4	0	2	0	0	1	6	
11	Riley Grigsby	g	11-16	2-4	3-5	1	4	5	1	27	0	2	1	1	32	
12	Darrion Trammell	g	6-11	0-3	3-3	0	4	4	2	15	6	1	0	1	34	
3	Kobe Williamson	g	1-2	1-2	0-0	0	4	3	3	1	2	2	0	0	32	
13	Ric Economou		1-3	1-2	0-0	1	1	2	1	0	0	0	0	0	1	
01	Vas Pandza		1-2	0-1	1-2	0	0	0	3	2	1	0	1	13		
05	Joe Wall		0-2	0-2	0-0	0	1	1	0	0	0	0	1	8		
13	Angelo Stuart		2-3	0-1	3-3	0	0	0	1	7	0	0	1	9		
23	Daron Henson		2-6	1-5	2-2	1	5	6	2	7	0	0	0	0	14	
25	Jared Pearre		5-6	0-0	2-3	1	3	4	0	12	1	1	3	0	21	
	Team					0	1	1								
	Totals		34-59	5-21	16-20	6	28	34	13	89	13	9	7	6	200	

FG % 1st Half:	15-29	51.7%	2nd half:	19-30	63.3%	Game:	34-59	57.6%	Deadba
3FG % 1st Half:	2-11	18.2%	2nd half:	3-10	30.0%	Game:	5-21	23.8%	Rebound
FT % 1st Half:	2-2	100.0	2nd half:	14-18	77.8%	Game:	16-20	80.0%	2.1

Officials: Derek Anganes, Ray Ames, Jimmy Casas
Technical fouls: Northwest (WA)-None. Seattle U-None.
Attendance:
Exhibition for Northwest

Score by periods	1st	2nd	Total
Northwest (WA)	25	15	40
Seattle II	34	55	89

Last FG - NW 2nd-02:50, SU 2nd-00:44.
Largest lead - NW by 4 1st-16:17, SU by 49 2nd-00:44.
NW led for 03:19. SU led for 32:44. Game was tied for 03:57.

Last FG - SU 2nd-00:33, UW 2nd-00:09. Largest lead - SU by 5 1st-14:15, UW by 35 2nd-01:37.	Score tied - 3 times. Lead changed - 3 times.	Last FG - NW 2nd-02:50, SU 2nd-00:44. Largest lead - NW by 4 1st-16:17, SU by 49 2nd-00:44.	Score tied - 5 times. Lead changed - 3 times.
--	--	--	--



2020-21 BOX SCORES

Official Basketball Box Score -- Game Totals -- Final Statistics Utah Valley vs Seattle U 01/15/21 6:00 pm at Seattle, WA (Redhawk Center)

Utah Valley 93 • 5-5,3-0 WAC

#	Player	Total		3-Ptr		Rebounds		PF	TP	A	TO	Blk	Stl	Min
		FG-FGA	FG-FGA	FT-FTA	FT-FTA	Off	Def							
02	Evan Cole	4-8	0-2	4-5	3	8	11	4	12	3	3	1	0	40
11	Fardaws Aimaq	8-12	0-0	13-15	4	10	14	4	29	0	3	4	2	41
03	Blaze Nield	2-6	1-4	1-1	0	2	2	4	6	3	1	0	0	28
04	Trey Woodbury	8-12	2-3	2-5	0	5	5	4	20	0	7	0	0	35
22	Jamison Overton	7-14	0-1	7-10	1	2	3	5	21	3	3	0	1	39
01	Le'Tre Darthard	1-3	1-2	0-1	0	2	2	3	3	0	1	0	1	16
05	Tim Fuller	0-0	0-0	0-0	0	0	0	0	0	0	0	0	0	6
10	Jaden McClanahan	0-2	0-2	1-2	0	3	3	4	1	0	3	0	2	17
15	Asa McCord	0-0	0-0	1-2	0	0	0	1	1	0	1	0	0	3
Team						1		4		5				
Totals		30-57	4-14	29-41	9	36	45	29	93	9	22	5	6	225

FG % 1st Half: 14-26 53.8% 2nd half: 14-26 53.8% OT: 2-5 40.0% Game: 30-57 52.6% Deadball Rebounds 8,1
3FG % 1st Half: 1-6 16.7% 2nd half: 2-6 33.3% OT: 1-2 50.0% Game: 4-14 28.6%
FT % 1st Half: 10-14 71.4% 2nd half: 11-17 64.7% OT: 8-10 80.0% Game: 29-41 70.7%

Seattle U 92 • 7-6,0-1 WAC

#	Player	Total		3-Ptr		Rebounds		PF	TP	A	TO	Blk	Stl	Min
		FG-FGA	FG-FGA	FT-FTA	FT-FTA	Off	Def							
15	Emeka Udenyi	3-9	0-0	0-0	3	2	5	3	6	0	2	1	0	42
10	Aaron Nettles	5-12	2-7	7-7	0	2	2	3	19	0	2	0	5	42
11	Riley Grigsby	5-16	2-6	8-9	0	3	3	5	20	0	2	0	1	43
12	Darrion Trammell	7-22	3-5	9-10	2	5	7	5	26	4	3	0	5	34
33	Kobe Williamson	0-4	0-3	1-2	0	2	2	5	1	1	1	1	0	22
00	Rip Economou	0-0	0-0	0-0	0	1	1	3	0	0	0	0	0	1
01	Vas Pandza	3-7	2-3	2-2	0	0	0	0	10	0	0	0	0	12
02	Trey Hopkins	1-1	0-0	2-4	1	0	1	3	4	0	0	0	0	7
05	Joe Wall	0-0	0-0	0-0	0	0	0	0	0	0	0	0	0	0
13	Angelo Stuart	0-0	0-0	0-0	0	0	0	0	0	0	0	0	0	0
23	Daron Henson	0-0	0-0	0-0	0	0	0	0	0	0	0	0	0	3
25	Jared Pearre	1-2	0-0	4-6	2	3	5	2	6	0	1	1	1	19
Team						5		2		7				
Totals		25-73	9-24	33-40	13	20	33	29	92	5	11	3	12	225

FG % 1st Half: 14-36 38.9% 2nd half: 9-28 32.1% OT: 2-9 22.2% Game: 25-73 34.2% Deadball Rebounds 5,2
3FG % 1st Half: 6-12 50.0% 2nd half: 2-9 22.2% OT: 1-3 33.3% Game: 9-24 37.5%
FT % 1st Half: 9-9 100.0% 2nd half: 17-21 81.0% OT: 7-10 70.0% Game: 33-40 82.5%

Officials: Bob Staffen, Eric Curry, Kevin Brill
Technical fouls: Utah Valley-Jaden McClanahan; Trey Woodbury, Seattle U-Jared Pearre.
Attendance: 42

Score by periods	1st	2nd	OT	Total
Utah Valley	39	41	13	93
Seattle U	43	37	12	92

Points	In	Off	2nd	Fast	Bench
Utah Valley	44	12	14	13	5
Seattle U	26	34	12	12	20

Last FG - UVU OT-00:05, SU OT-03:24.
Largest lead - UVU by 3 1st-18:29, SU by 12 1st-11:17.
UVU led for 03:53, SU led for 37:03. Game was tied for 04:04.

Score tied - 16 times.
Lead changed - 14 times.

Official Basketball Box Score -- Game Totals -- Final Statistics Seattle U vs Dixie St. 02/06/21 7:00 pm at St. George, UT (Burns Arena)

Seattle U 77 • 8-7,1-2 WAC

#	Player	Total		3-Ptr		Rebounds		PF	TP	A	TO	Blk	Stl	Min
		FG-FGA	FG-FGA	FT-FTA	FT-FTA	Off	Def							
15	Emeka Udenyi	2-2	0-0	0-2	3	4	7	3	4	4	3	0	0	33
10	Aaron Nettles	4-10	1-6	7-9	0	1	1	2	16	1	3	0	2	40
12	Darrion Trammell	9-11	5-8	3-4	0	2	2	4	30	1	8	1	3	39
24	Nate Robinson	1-4	0-1	2-2	0	1	1	0	4	0	0	0	0	13
33	Kobe Williamson	3-9	1-4	1-2	1	10	11	4	8	1	2	2	1	36
00	Rip Economou	3-6	3-5	0-0	1	2	3	5	9	0	0	0	3	16
01	Vas Pandza	0-3	0-1	6-6	0	5	5	0	6	0	0	0	2	13
05	Joe Wall	0-0	0-0	0-0	0	0	0	0	0	0	0	0	0	1
13	Angelo Stuart	0-3	0-2	0-0	0	0	0	0	0	0	0	0	0	2
25	Jared Pearre	0-0	0-0	0-2	1	0	1	2	0	1	1	0	0	7
Team						3		4		7				
Totals		24-57	10-27	19-27	9	29	38	20	77	8	17	3	11	200

FG % 1st Half: 13-32 40.6% 2nd half: 11-25 44.0% Game: 24-57 42.1% Deadball Rebounds 4,1
3FG % 1st Half: 5-13 38.5% 2nd half: 5-14 35.7% Game: 10-27 37.0%
FT % 1st Half: 5-7 71.4% 2nd half: 14-20 70.0% Game: 19-27 70.4%

Dixie St. 56 • 6-9,2-6 WAC

#	Player	Total		3-Ptr		Rebounds		PF	TP	A	TO	Blk	Stl	Min
		FG-FGA	FG-FGA	FT-FTA	FT-FTA	Off	Def							
22	Frank Staine	2-9	0-2	1-2	4	6	10	4	5	3	2	0	1	30
44	Hunter Schofield	7-11	0-1	1-3	1	6	7	4	15	2	2	0	1	35
50	Jarod Greene	1-4	0-0	0-0	2	2	4	1	2	0	1	1	1	12
12	Cameron Gooden	4-11	2-6	7-9	0	0	0	3	17	2	6	0	3	31
14	Dason Youngblood	2-6	0-0	0-0	0	3	3	1	4	1	2	0	1	22
10	Brock Gilbert	1-2	1-2	0-0	1	1	2	2	3	1	1	0	1	7
20	Jamar Ergas	0-0	0-0	0-0	0	0	0	0	0	0	0	0	0	1
30	Andre Mulibea	0-5	0-2	0-0	0	1	1	3	0	0	2	0	0	16
32	Lleyton Parker	1-2	1-2	0-0	0	2	2	2	3	0	3	0	1	15
40	Trevon Allfrey	0-2	0-1	0-0	0	2	2	0	0	0	0	0	0	6
52	Mark Hatch	0-0	0-0	0-0	0	0	0	0	0	0	0	0	0	1
54	Isaiah Pope	1-5	0-2	5-6	1	4	5	2	7	0	4	1	2	24
Team						5		1		6				
Totals		19-57	4-18	14-20	14	28	42	22	56	9	23	2	11	200

FG % 1st Half: 9-28 32.1% 2nd half: 10-29 34.5% Game: 19-57 33.3% Deadball Rebounds 0
3FG % 1st Half: 1-8 12.5% 2nd half: 3-10 30.0% Game: 4-18 22.2%
FT % 1st Half: 6-8 75.0% 2nd half: 8-12 66.7% Game: 14-20 70.0%

Officials: Nate Harris, Tom Spitznagel, Ruben Ramos
Technical fouls: Seattle U-None. Dixie St.-None.
Attendance: 645

Score by periods	1st	2nd	Total
Seattle U	36	41	77
Dixie St.	25	31	56

Points	In	Off	2nd	Fast	Bench
Seattle U	20	22	13	6	15
Dixie St.	26	20	14	6	13

Last FG - SU 2nd-00:47, DIXIE 2nd-01:46.
Largest lead - SU by 21 2nd-00:47, DIXIE by 2 1st-18:21.
SU led for 34:17, DIXIE led for 01:40. Game was tied for 04:03.

Score tied - 4 times.
Lead changed - 3 times.

Official Basketball Box Score -- Game Totals -- Final Statistics Seattle U vs Dixie St. 02/05/21 7:00 pm at St. George, UT (Burns Arena)

Seattle U 76 • 7-7,0-2 WAC

#	Player	Total		3-Ptr		Rebounds		PF	TP	A	TO	Blk	Stl	Min
		FG-FGA	FG-FGA	FT-FTA	FT-FTA	Off	Def							
15	Emeka Udenyi	3-8	0-0	1-1	5	7	12	3	7	1	1	0	1	35
25	Jared Pearre	0-2	0-0	0-0	0	0	0	3	0	0	1	1	0	15
10	Aaron Nettles	7-12	6-10	0-0	0	2	2	3	20	2	1	0	0	39
12	Darrion Trammell	10-22	3-6	7-9	1	4	5	2	30	6	7	0	2	38
33	Kobe Williamson	3-10	0-5	2-3	5	10	15	5	8	0	1	4	0	38
01	Vas Pandza	3-12	1-8	1-2	1	4	5	4	8	1	0	0	1	23
05	Joe Wall	1-5	1-5	0-0	0	0	0	1	3	1	0	0	1	8
13	Angelo Stuart	0-0	0-0	0-0	0	1	1	2	0	0	1	0	0	4
Team						3		1		4				
Totals		27-71	11-34	11-15	15	29	44	23	76	11	12	5	5	200

FG % 1st Half: 13-34 38.2% 2nd half: 14-37 37.8% Game: 27-71 38.0% Deadball Rebounds 1
3FG % 1st Half: 7-18 38.9% 2nd half: 4-16 25.0% Game: 11-34 32.4%
FT % 1st Half: 1-1 100.0% 2nd half: 10-14 71.4% Game: 11-15 73.3%

Dixie St. 77 • 6-8,2-5 WAC

		Total	3-Ptr	Rebounds											
#	Player	FG-FGA	FG-FGA	FT-FTA	Off	Def	TP	PF	TO	A	TO	Blk	Stl	Min	
22	Frank Staine	f	4-12	1-3	2-3	2	3	5	2	11	1	0	0	0	26
44	Hunter Schofield	f	4-14	0-2	2-4	5	3	8	2	10	0	0	0	1	32
50	Jarod Greene	f	5-8	0-0	6-6	0	3	3	2	16	1	1	2	1	25
12	Cameron Gooden	g	1-6	0-2	5-5	1	4	5	3	7	4	2	0	1	30
14	Damon Youngblood	g	1-6	0-1	0-0	0	3	3	2	2	1	1	0	1	14
10	Brock Gilbert		0-0	0-0	0	1	0	1	0	0	2	0	0	0	5
24	Jacob Nicolls		3-5	2-3	4-4	2	7	9	0	12	0	0	0	0	20
30	Andre Mulibea		2-6	1-4	1-1	1	0	1	2	6	0	2	0	0	13
32	Lleyton Parker		1-2	1-1	0-0	0	3	3	3	3	0	0	0	1	8
54	Isaiah Pope		1-5	0-3	8-8	0	4	4	2	10	3	2	0	1	27
	Team				3	2	5								
Totals			22-64	5-19	28-31	15	32	47	18	77	12	10	2	7	200