

2018-19 SEATTLE UNIVERSITY MEN'S BASKETBALL

GAME 6-8: SU hosts Elgin Baylor Classic - Nov. 23-25, 2018

SEATTLEU
BASKETBALL

CONTACT: Sarah Finney, Director of Communications • finneysa@seattleu.edu • 206-445-2237 • GoSeattleU.com

2018-19 SCHEDULE

Nov. 6	at Stanford	L, 74-96
NOV. 8	PUGET SOUND	W, 95-67
NOV. 11	BRYANT!	W, 82-59
NOV. 14	WASHINGTON STATE!	W, 78-69
NOV. 18	SOUTHERN UTAH	L, 70-73
NOV. 23	DENVER #	12:00 PM
NOV. 24	FAIRFIELD #	3:00 PM
NOV. 25	LONGWOOD #	3:00 PM
NOV. 28	NORTHWEST #	7:00 PM
DEC. 1	EASTERN WASHINGTON	5:00 PM
DEC. 6	OMAHA ~	7:00 PM
Dec. 9	at Washington	6:00 PM
Dec. 17	at Portland	7:00 PM
DEC. 20	PRAIRIE VIEW A&M	7:00 PM
Dec. 29	at Cal	5:00 PM
Jan. 3	at CSU Bakersfield *	7:00 PM
Jan. 5	at Grand Canyon *	5:00 PM
Jan. 12	at Utah Valley *	6:00 PM
JAN. 17	NEW MEXICO STATE *	7:00 PM
JAN. 19	UTRGV *	7:00 PM
Jan. 24	at Chicago State *	5:00 PM
Jan. 26	at Kansas City *	4:00 PM
FEB. 2	CALIFORNIA BAPTIST *	7:00 PM
FEB. 9	UTAH VALLEY *	1:00 PM
Feb. 14	at UTRGV *	5:00 PM
Feb. 16	at New Mexico State *	6:00 PM
FEB. 21	KANSAS CITY *	7:00 PM
FEB. 23	CHICAGO STATE *	1:00 PM
Feb. 28	at California Baptist *	7:00 PM
MAR. 7	CSU BAKERSFIELD *	7:00 PM
MAR. 9	GRAND CANYON *	1:00 PM

Mar. 14-16 at WAC Championship (Las Vegas, NV)

HOME GAMES played at the Redhawk Center unless noted

! Game played at accesso ShoWare Center (Kent, Wash.)

Elgin Baylor Classic | - Summit League/WAC Challenge

* WAC game | All times listed are Pacific

All dates and times subject to change

206-398-GOSU (4678) | GoSeattleU.com/tix

All games broadcast on KTTH 770 AM



SEATTLE U (3-2)



DENVER (1-2)



FAIRFIELD (1-3)



LONGWOOD (4-1)

ELGIN BAYLOR CLASSIC

Seattle University Redhawks (3-2) vs. Denver Pioneers (1-2)
Friday, Nov. 23, 2018 • 12:00 PM PT • Redhawk Center • Seattle, Wash.

Seattle University Redhawks vs. Fairfield Stags (1-3)
Saturday, Nov. 24, 2018 • 3:00 PM PT • Redhawk Center • Seattle, Wash.

Seattle University Redhawks vs. Longwood Lancers (4-1)
Sunday, Nov. 25, 2018 • 3:00 PM PT • Redhawk Center • Seattle, Wash.

LISTEN: KTTH 770 AM/mynorthwest.com (Dennis Patchin)

ONLINE: WAC Digital Network (wacdigitalnetwork.com)

ON TAP

Seattle U men's basketball continues its 10-game homestand this week, following the Thanksgiving holiday by hosting the Elgin Baylor Classic on Friday, Nov. 24 through Sunday, Nov. 25. The Redhawks open play on Friday at noon against Denver in the Redhawk Center. Seattle U will go on to face Fairfield on Saturday at 3 p.m. and Longwood on Sunday at 3 p.m. All tournament games will stream live on the WAC Digital Network. Fans can also tune in to KTTH 770 AM in Seattle or online at mynorthwest.com.

ABOUT THE SERIES VS DENVER

The all-time series between Seattle U and Denver holds at an even 4-4, and dates back to the 1956-57 season. The teams face off four times in the 60s, but would not meet again until 2009-10, when the Pioneers edged

PROJECTED STARTING LINEUP

POS.	NO.	NAME	YR	HT	PPG	NOTABLE
F	1	Myles Carter	RJr.	6-9	15.4	Leads SU with 15.4 pts, 8.2 reb, 14 blocks
G	5	Matej Kavas	RJr.	6-8	11.4	12 pts, 7 reb vs Southern Utah
G	13	Morgan Means	Jr.	6-3	13.2	14 pts, 7 reb vs Southern Utah
G	24	Delante Jones	RJr.	6-5	8.5	16 pts vs Southern Utah
G/F	35	Riley Grigsby	Fr.	6-6	2.0	Has started 3 of 5 games

RESERVES

G	0	Dashawn McDowell	RSo.	6-5	2.7	4 pts, 2 assts, 2 reb in 9 mins vs UPS
G	2	Ian Burke	Fr.	6-5	1.3	3 pts in 4 mins vs. Bryant
G	10	Aaron Nettles	So.	5-11	5.4	6 pts in 15 mins vs. Bryant
G	11	Rip Economou	Fr.	6-8	2.0	4 pts in 9 mins vs. UPS
G	12	Mattia Da Campo	Jr.	6-5	0.6	Has appeared in all 5 games off the bench
F	14	Matt Vail	Fr.	6-5	0.0	Averaged 13 ppg as a senior at Stanwood HS
G	15	Trey Hopkins	Fr.	6-4	1.8	7 pts vs UPS
G	23	Terrell Brown	RSo.	6-1	12.4	Led SU with 21 pts, 9-11 FTs vs WSU
F	25	Anand Hundal	Jr.	6-10	3.8	Shooting 73% FGs
F	41	Joe Wall	Fr.	6-7	1.0	13 ppg as a senior at Jesuit HS (Ore.)

**UNIVERSITY INFORMATION**

Location: Seattle, Wash.
 Founded: 1891
 Chartered: 1898
 Enrollment: 4,780 (undergrad)
 Nickname: Redhawks
 Colors: Red and White
 Affiliation: NCAA Division I
 Conference: Western Athletic Conference
 Home Facility (capacity): Redhawk Center (999)
 President: Fr. Stephen Sundborg, S.J.
 Director of Athletics: Shaney Fink
 Athletic Ticket Office: 206-398-GOSU (4678)

MEN'S BASKETBALL COACHING STAFF

Head Coach: Jim Hayford (Second season)
 Alma Mater: (Azusa Pacific '89)
 Record at Seattle: 23-16 (One+ season)
 Career Record: 383-191 (19 seasons)
 Associate Head Coach: Chris Victor (Second season)
 Alma Mater: Concordia '04
 Assistant Coach: Nick Robinson (Second season)
 Alma Mater: Stanford '04
 Assistant Coach: Sam Kirby (First season)
 Alma Mater: Seattle U '08
 Director of Operations: Mike Odlandi (First season)
 Alma Mater: Whitworth '10
 Director of Player Dev.: Patrick Mulligan (Second season)
 Alma Mater: Gonzaga

TEAM FACTS

2017-18 Record: 20-14
 2017-18 WAC Record/Finish: 8-6/4th
 Letterwinners Returning/Lost: 4/8
 Starters Returning/Lost: 1/4
 Redshirts: 3
 Newcomers: 9
 2017-18 Postseason Result: CBI First Round

ATHLETIC COMMUNICATIONS

Director of Communications/MBB Contact: Sarah Finney
 O: (206) 296-5915 | C: (206) 445-2237
 Email: finneysa@seattleu.edu
 Asst. Director of Communications: Brian Vail
 O: (206) 296-2490
 Email: vailbr@seattleu.edu
 Athletic Website: www.GoSeattleU.com
 Radio (Talent): KTTH 770 AM (Dave Grosby, Gary Hill, Jr.)
 Mailing Address:
 Seattle University, 901 12th Ave.,
 PO Box 222000, Seattle, WA 98122

the Redhawks 84-83 in Denver. The two teams played twice during the 2012-13 season as they were briefly conference foes within the WAC. Denver won both meetings that year before departing the WAC for the Summit League.

ABOUT THE SERIES VS FAIRFIELD

This marks the first all-time meeting between Seattle U and Fairfield of the Colonial Athletic Association.

ABOUT THE SERIES VS LONGWOOD

Seattle U and Longwood have two previous meetings, both during the 2011-12 season. The Redhawks won both meetings that season, surpassing the century mark in both home and away venues. On Feb. 11, 2012, Seattle U won, 100-99 in overtime at Longwood, then earned a 111-74 win in Seattle on Feb. 29, 2012.

LAST TIME OUT

Free throws and foul trouble halted the Redhawks' win streak on Sunday, Nov. 18 as the Redhawks dropped a 73-70 decision to unbeaten Southern Utah. The Thunderbirds would go 21-27 from the charity stripe while Seattle U was just 3-8 in the contest. Delante Jones finished with a season-high 16 points, including 14 in the first half. Myles Carter and Morgan Means added 14 points apiece and Matej Kavas chipped in 12. Aaron Nettles nearly gave the Redhawks a fifth double-figure scorer, finishing with nine points on three triples. Terrell Brown dished nine assists.

2018-19 NUMERICAL ROSTER

NO.	NAME	POS	HT	WT	YR/EXP	HOMETOWN/PREVIOUS SCHOOL
0	Dashawn McDowell	G	6-5	185	RSo./TR	Oklahoma City, Okla./Southeast HS/SMU
1	Myles Carter	F	6-9	230	RJr./TR	Chicago, Ill./St. Rita's of Cascia HS/Seton Hall
2	Ian Burke	G	6-5	180	Fr./HS	Phoenix, Ariz./Brophy Prep
5	Matej Kavas	G	6-8	200	RJr./2V	Ljubljana, Slovenia/Gimnazija Bezigrad HS
10	Aaron Nettles	G	5-11	175	So./IV	Seattle, Wash./Seattle Prep
11	Rip Economou	G	6-8	180	Fr./HS	Santa Monica, Calif./Santa Monica HS
12	Mattia Da Campo	G	6-5	210	Jr./2V	Venice, Italy/Stella Azura Academy
13	Morgan Means	G	6-3	175	Jr./2V	Compton, Calif./Redondo Union HS
14	Matt Vail	F	6-5	190	Fr./HS	Stanwood, Wash./Stanwood HS
15	Trey Hopkins	G	6-4	163	Fr./HS	Midwest City, Okla./Carl Albert HS
23	Terrell Brown	G	6-1	175	RSo./TR	Seattle, Wash./Garfield HS/Shoreline CC
24	Delante Jones	G	6-5	195	RJr./TR	Chantilly, Va./Virginia Episcopal/American
25	Anand Hundal	F	6-10	230	Jr./TR	Manteca, Calif./Manteca HS/Las Positas College
30	Jacob Eyman	F	6-9	205	Fr./HS	Los Alamitos, Calif./Los Alamitos HS
35	Riley Grigsby	G/F	6-6	220	Fr./HS	San Jose, Calif./Archbishop Mitty HS
41	Joe Wall	F	6-7	215	Fr./HS	Portland, Ore./Jesuit HS

COACHING STAFF

Head Coach: Jim Hayford (Azusa Pacific '89) – Second season
 Associate Head Coach: Chris Victor (Concordia Irvine '04) – Second season
 Assistant Coach: Nick Robinson (Stanford '04) – Second season
 Assistant Coach: Sam Kirby (Seattle U '08) – First season
 Director of Operations: Mike Odland (Whitworth '10) – First season
 Director of Player Development: Patrick Mulligan (Gonzaga) – Second season

PRONUNCIATION GUIDE

#0 Dashawn McDowell: Dah-shawn
 #5 Matej Kavas: MAH-tey KAH-vahs
 #10 Rip Economou: Ee-con-oh-moe
 #12 Mattia Da Campo: Mat-EE-AH DAH-Camp-oh
 #23 Terrell Brown: Teh-REHL
 #25 Anand Hundal: Ah-nand Hun-dahl
 #30 Jacob Eyman: Eye-man



INSIDE THE NUMBERS

2018-19 Record	3-2	Allowing less than 60	1-0
Non-Conference	3-2	Allowing between 60-69	2-0
WAC	0-0	Allowing between 70-79	0-1
Home	3-1	Allowing between 80-89	0-0
Away	0-1	Allowing 90 or more	0-1
Neutral	0-0		
In overtime	0-0		
Current Streak	L1	Shooting below 30%	0-0
Last win 11/14/18 vs. Washington St. (78-69)		Shooting between 30-39.9%	0-0
Last loss 11/18/18 vs. Southern Utah (70-73)		Shooting between 40-44.9%	0-2
Current Home Streak	L1	Shooting between 45-49.9%	1-0
Last win 11/14/18 vs. Washington St. (78-69)		Shooting between 50-54.9%	1-0
Last loss 11/18/18 vs. Southern Utah (70-73)		Shooting 55% or above	1-0
Current Road Streak	L4		
Last win 1/10/18 at Chicago State (91-81)		Opponent shooting below 30%	2-0
Last loss 11/6/18 at Stanford (74-96)		Opponent shooting between 30-39.9%	1-0
Current Neutral Streak	L1	Opponent shooting between 40-44.9%	0-1
Last win 3/8/18 vs. UTRGV (77-60)		Opponent shooting between 45-49.9%	0-0
Last loss 3/9/18 vs. NM State (79-84)		Opponent shooting between 50-54.9%	0-1
		Opponent shooting 55% or above	0-0
Records When...		More or same rebounds than opponent	3-0
November	3-2	Fewer rebounds than opponent	0-2
December	0-0		
January	0-0	Game decided by 1-5 Points	0-1
February	0-0	Game decided by 6-10 Points	1-0
March	0-0	Game decided by 11-15 Points	0-0
		Game decided by 16-20 Points	0-0
		Game decided by 21+ Points	2-1
Monday	0-0		
Tuesday	0-1	SU has 0 players in double figures	0-0
Wednesday	0-0	SU has 1 players in double figures	0-0
Thursday	1-0	SU has 2 players in double figures	1-0
Friday	0-0	SU has 3 players in double figures	1-0
Saturday	0-0	SU has 4 players in double figures	1-2
Sunday	2-1	SU has 5+ players in double figures	0-0
Leading at halftime	3-0	Wearing Black Jerseys	0-1
Trailing at halftime	0-2	Wearing Grey Jerseys	0-0
Tied at halftime	0-0	Wearing Red Jerseys	0-0
		Wearing White Jerseys	3-1
Scoring less than 60	0-0		
Scoring between 60-69	0-0		
Scoring between 70-79	1-2		
Scoring between 80-89	1-0		
Scoring 90 or more	1-0		

REDHAWK RUNDOWN

- Seattle U has opened the season with a 3-2 record, matching the best start to a season during the modern-day DI era. The Redhawks went 3-2 through five games in 2013-14.
- Washington State was the second of four Pac-12 opponents on the schedule this season. The Redhawks dropped a 96-74 decision at Stanford on Nov. 6 to open the season. They will also face Washington on Dec. 9 at Alaska Airlines Arena and travel to face California in Berkeley, Calif., on Dec. 29.
- The 78-69 win over WSU on Nov. 14 marked the first win against a Pac-12 member since Mar. 23, 2015 when the Redhawks defeated Colorado, 72-65, at the Redhawk Center in the second round of the CBI.
- Southern Utah represented the second opponent this season that assistant coach Nick Robinson has ties to. The Stanford grad served as the head coach of the Thunderbirds from 2012-16.
- Seattle U leads the WAC in FG percentage (47.2) and FG percentage defense (38.0). They are also first in blocks per game (4.0).
- Myles Carter ranks fourth in points (15.4), second in rebounds (8.2), second in FG% (66.0%) and first in blocks (2.8).

PRESEASON HONORS

Redshirt junior Matej Kavaz, a Ljubljana, Slovenia native, who has been named a preseason All-WAC First Team selection by both the league's nine head coaches and the WAC media. The 6-8 guard was the Redhawks' leading scorer in 2017-18, averaging 15.2 points per game. He also averaged 5.1 rebounds and 1.2 assists, led the team in scoring 11 times and scored 20 points or more nine times. Kavaz led the WAC with 91 three-pointers and finished the year ranked eighth in the nation, hitting 46.4 percent from beyond the arc. Kavaz was named the WAC Freshman of the Year in 2016-17.

WAC PRESEASON POLLS

In a vote of the Western Athletic Conference men's basketball head coaches, the Redhawks were picked to finish third during the 2018-19 season. The Redhawks earned 45 points and edged out fourth-place pick, Utah Valley, who earned 43 points in the coaches voting. Reigning WAC champion New Mexico State is the 2018-19 preseason favorite, earning 63 points and seven first-place votes. Grand Canyon followed with 58 points and two first-place votes.

In the simultaneously released WAC media poll, Seattle U was selected to finish fourth (150 points) behind preseason media favorite New Mexico State



(214 points), Grand Canyon (180 points) and Utah Valley (162 points).

YEAR ONE UNDER HEAD COACH JIM HAYFORD

The 2017-18 Redhawks finished 20-14 overall, 16-3 on their home court and 8-6 in Western Athletic Conference play. The win total marked a program high since returning to Division I in 2008-09, and marked the first 20-win DI season since 1963-64 when Seattle U finished 22-6. The 16 home victories was also a modern-day DI record, while the eight WAC wins was the most since joining the league in 2012-13. The fourth-place finish ties the best finish during the Redhawks six years competing in the WAC.

The season culminated in the program's third national postseason tournament appearance in the past four seasons — a berth in the Collegiate Basketball Invitational (CBI).

Hayford's up-tempo style of play saw the Redhawks set numerous modern-day DI program records including total points (2,589), field goals (881), field goal percentage (44.6), three-point field goals (312), free-throw percentage (73.8), rebounds (1,298) and blocks (123). The team would finish ranked in the top three in the WAC in scoring (2nd, 76.1 ppg), free-throw percentage (3rd, 73.8), field goal percentage (3rd, 44.6), field goal percentage defense (3rd, 40.7), three-point field goal percentage (2nd, 37.0), rebounding offense (3rd, 8.2 rpg), blocks (3rd, 123), three pointers (1st, 312).

Three Redhawks earned postseason honors from the WAC, including Aaron Menzies (Second Team All-WAC, All-Defensive Team), Matej Kavas (Second Team All-WAC) and Jordan Hill (All-Newcomer Team).

Menzies would set an all-time program record with 79 blocks and a modern-day DI record with 302 rebounds.

GET YOUR 2018-19 TICKETS!

Season tickets for the Redhawks' complete 19-game home slate are also still available with prices starting as low as \$150 per seat. Also available for purchase now are mini-plan options as well as single-game tickets for non-conference games. For more information and to reserve your seats today, contact the SU Athletics Ticket office at 206-398-4678 or visit goseattleu.com/tix.

HOME HEAVY 2018-19 SLATE

The Redhawks will play a 19-game home schedule in

2018-19, and host 22 total contests as the schedule includes a three-team, six-game tournament. The Redhawk Center, located on the Seattle U campus, will serve as the primary venue for the 2018-19 season due to the renovation and shutdown of KeyArena, scheduled to take place in 2019 and 2020. Seattle U is excited to partner with the Oak View Group and return to the newly-renovated \$700 million Seattle Center Arena in 2020-21.

"Bringing games back on campus in recent years has reinvigorated the campus community," said Head Coach Jim Hayford. "An engaged campus and excited student body creates a rowdy home-court atmosphere. We are also look forward to returning to a world-class arena in the heart of Seattle as soon as it's completed."

This season, Seattle U will also take advantage of the unique opportunity to engage the greater South Sound community during Veteran's Day weekend and Nov. 14 with two key dates at the accessio ShoWare Center in Kent, Wash.

BACK ON CAMPUS

Seattle U has compiled a 222-145 (.605) record in North Court, including a 15-game winning streak that began Nov. 5, 2008 with a perfect 10-0 mark during the 2008-09 season. In 2017-18, the Redhawks went 9-1 at the Redhawk Center.

HAYFORD EARNS CONTRACT EXTENSION

Head Coach Jim Hayford received a contract extension through 2023, Director of Athletics Shaney Fink announced Sept. 12, 2018.

"Coach Hayford has proven to be the right leader for our program as he propelled the team forward in his first year, leading us to the most successful season in recent history," said Fink. "We are excited to announce the extension of his contract and look forward to the continued development of the program under his guidance."

In his first season at the helm of the program, Hayford revitalized the Redhawks on the court, in the classroom and in the community.

The 2017-18 Redhawks finished 20-14 overall, 16-3 on their home court and 8-6 in Western Athletic Conference play. The win total marked a program high since returning to Division I in 2008-09, and marked the first 20-win DI season since 1963-64 when Seattle U finished 22-6. The 16 home victories was also a modern-day DI record, while the eight WAC wins was

the most since joining the league in 2012-13.

"I believe in the vision that the Seattle University leadership has for our men's basketball program," Hayford said. "And I am grateful for their belief in the leadership of my staff and I as we continue to pursue the lofty goals we share for Seattle U basketball."

The Redhawks achieved a team cumulative GPA of 3.012 for the 2017-18 academic year, earning them a Team Academic Excellence Award by the National Association of Basketball Coaches (NABC). Five players concluded the year with a 3.2 cumulative GPA or higher while four Redhawks — Mattia Da Campo, Morgan Means, Matej Kavas and Jake Spurgeon — were also named to the 2017-18 Winter All-Western Athletic Conference Academic Team.

The squad also spent ample time engaging in the local community, including multiple volunteer activities at Bailey Gatzert Elementary School.

ALUM RETURNS TO COACHING STAFF

Sam Kirby has returned to his alma mater, joining the Redhawks' coaching staff as an assistant coach. Kirby was a member of the Seattle U squad for the 2005-06 and 2006-07 seasons, the latter year resulting in a 20-9 overall record, a Great Northwest Athletic Conference title and the program's first NCAA Division II Tournament berth in 38 years.

"Having an alum of Seattle U on our staff is a tremendous asset and we're happy to welcome Sam back to campus," said Hayford. "Sam is recognized as one of the up-and-coming assistant coaches on the West Coast and we're excited that he chose to return to Seattle U."

Kirby returns to the Redhawk program following seven seasons of serving as an assistant coach at Cal Poly under Joe Callero, who also served as the head coach at Seattle U from 2001-09. Kirby was involved in floor coaching, game planning and scouting, while also serving as the program's recruiting coordinator during his final three years.

A Sacramento native, Kirby served as a student assistant coach at Seattle U during the 2007-08 campaign while completing a bachelor's degree in liberal studies with a minor in psychology.



Jim Hayford was named Seattle University's men's basketball head coach on Wednesday, Mar. 28, 2017. In his first season at Seattle U, he led the Redhawks to their most successful season in the school's modern-day Division I era.

Inheriting a program that went 13-17 in 2016-17, Hayford led the 2017-18 Redhawks to finish 20-14 overall, 16-3 on their home court and 8-6 in Western Athletic Conference play. The win total marked a program high since returning to Division I in 2008-09, and marked the first 20-win DI season since 1963-64 when Seattle U finished 22-6. The 16 home victories was also a modern-day DI record, while the eight WAC wins was the most since joining the league in 2012-13. The fourth-place finish ties the best finish during the Redhawks six years com-

peting in the WAC. The season culminated in Hayford's 10th national postseason appearance as a head coach as the Redhawks earned a berth in the Collegiate Basketball Invitational (CBI).

Hayford's up-tempo style of play saw the Redhawks set numerous modern-day DI program records including total points (2,589), field goals (881), field goal percentage (44.6), three-point field goals (312), free-throw percentage (73.8), rebounds (1,298) and blocks (123). Three Redhawks earned postseason honors from the WAC, including junior center Aaron Menzies (Second Team All-WAC, All-Defensive Team), sophomore guard Matej Kavaz (Second Team All-WAC) and graduate guard Jordan Hill (All-Newcomer Team). Menzies would set an all-time program record with 79 blocks and a modern-day DI record with 302 rebounds.

Hayford has 19 total seasons as a head coach, amassing an overall record of 380-189 (.668). Prior to Seattle U, he had stints at EWU, Whitworth (NCAA DIII) and Sioux Falls (NAIA). He has coached in 10 national postseason tournaments, including six (2003, 2007, 2008, 2009, 2010, 2011) at NCAA Division III Whitworth, three at EWU (2015, 2016, 2017) and one at Seattle U (2018).

In 2016-17, Hayford completed his sixth season as the head coach at EWU, leading the Eagles to a 22-12 overall record and a 13-5 mark in Big Sky Conference play. In six seasons with Hayford at the helm, the Eagles went to the NCAA Tournament (2015), the CBI Tournament (2016, 2017), earned a Big Sky regular season co-championship (2015) and won the Big Sky Tournament title (2015). Under Hayford, the Eagles had one Big Sky Conference Player of the Year (Jacob Wiles, 2017), two Big Sky Freshmen of the Year, 12 All-Big Sky selections, seven National Association of Basketball (NABC) All-District selections, two Associated Press honorable mention All-Americans and one NBA Draft pick (Tyler Harvey, 2015).

The building process at EWU hit its stride in 2014-15 when Hayford led the Eagles to a 26-9 mark, including a 14-4 Big Sky record. EWU went on to win the Big Sky Conference Tournament and earn a bid to the NCAA Tournament – the first postseason appearance for the program since 2003-04. The team featured Tyler Harvey, who was the nation's leader in scoring (23.1 ppg) and three-pointers made per game (4.0), and went on to be the program's third all-time NBA Draft pick. For his efforts, Hayford was named Big Sky Co-Coach of the Year.

Before taking over at Eastern Washington in March of 2011, Hayford spent 10 seasons building Whitworth University in Spokane, Wash., into a NCAA Division III powerhouse. In his tenure at the helm of the Pirates, Hayford had a record of 217-57 and a winning percentage of .792. He was the Northwest Conference Coach of the Year five times, and twice was honored by the NABC as the West Region Coach of the Year.

Taking over a program that went 25-24 in the two seasons prior (1999-01), Hayford coached the Pirates to eight 20-win seasons, six appearances in the NCAA Division III Tournament (including the last five seasons in a row), five Northwest Conference titles, three NCAA DIII Sweet 16 appearances (2008, 2010, 2011) and one Elite Eight appearance (2011). At the time he left Whitworth, his career winning percentage ranked among the top 10 among all active NCAA Division III coaches.

Prior to Whitworth, Hayford was head coach at the University of Sioux Falls (S.D.), where he compiled a 37-27 record in two seasons. During his inaugural season (1999-2000), he led the Cougars to their first conference playoff appearance in five years. Hayford's Cougars finished the 2000-01 season at 22-12, setting a school record for wins in a season. Prior to Hayford's arrival, USF was 9-17 in 1998-99.

Hayford served as the top assistant coach at Azusa Pacific University (Calif.) from 1990-99, including eight seasons under Bill Odell. APU won seven consecutive Golden State Athletic Conference titles during that time and advanced to the NAIA Division I Final Four in each of his final two seasons there.

Hayford earned his bachelor's degree in social science from Azusa Pacific in 1989. He earned a master's degree in education from Claremont Graduate School in 1991. Hayford and his wife, Robin, have two adult children, daughter, Jayme, and son, Joseph.

COACH HAYFORD'S YEAR-BY-YEAR RESULTS

YEAR	SCHOOL	OVERALL	PCT	CONFERENCE
1999-00	Sioux Falls	15-15	.500	
2000-01	Sioux Falls	22-12	.647	
Totals at Sioux Falls	(2 seasons)	37-27	.578	
2001-02	Whitworth	20-7	.741	12-4/2nd
2002-03 \$	Whitworth	23-4	.851	13-3/1st
2003-04	Whitworth	19-6	.760	12-4/2nd
2004-05	Whitworth	13-11	.542	9-7/4th
2005-06	Whitworth	20-7	.741	13-3/2nd
2006-07 \$	Whitworth	24-4	.857	13-3/1st
2007-08 \$	Whitworth	21-7	.750	12-4/1st
2008-09 \$	Whitworth	23-6	.793	12-4/2nd
2009-10 \$	Whitworth	26-3	.897	16-0/1st
2010-11 \$	Whitworth	28-2	.933	15-1/1st
Totals at Whitworth	(10 seasons)	217-57	.792	
2011-12	Eastern Washington	15-17	.469	8-8/4th
2012-13	Eastern Washington	10-21	.323	7-13/8th
2013-14	Eastern Washington	15-16	.484	10-10/T6th
2014-15 #	Eastern Washington	26-9	.743	14-4/T1st
2015-16 !	Eastern Washington	18-16	.529	10-8/T5th
2016-17 !	Eastern Washington	22-12	.647	13-5/2nd
Totals at EWU	(6 seasons)	106-91	.538	
2017-18 !	Seattle University	20-14	.588	8-6/4th
Totals at SU	(1 season)	20-14	.588	
Total as Head Coach	(19 seasons)	380-189	.668	

\$ - NCAA Division III participant

- NCAA DI Tournament participant, Big Sky Conference Tournament Champions & regular-season co-champions

! - College Basketball Invitational (CBI) Tournament participant



THE LAST TIME SEATTLE UNIVERSITY...

Won at home.....	11/14/18 vs. Washington State, 78-69
Lost at home.....	11/18/18 vs. Southern Utah, 70-73
Won on the road.....	2/10/18 at Chicago State, 91-81
Lost on the road.....	11/6/18 at Stanford, 74-96
Won at a neutral site.....	3/8/18 vs. UTRGV (77-60 (Las Vegas)
Lost at a neutral site.....	3/9/18 vs. New Mexico State, 79-84 (Las Vegas)
Won five+ consecutive games.....	five in 2016 (1/23/16 - 2/6/16)
Won 10+ consecutive games.....	10 in 2008-09 (1/13/09 - 2/27/09)
Won 20+ consecutive games.....	26 in 1953-54
Lost five+ consecutive games.....	6 in 2012-13 (2/2/13 - 2/28/13)
Scored less than 50 points.....	3/3/18 at Utah Valley, 47-73
Scored 80-89 points.....	11/11/18 vs. Bryant, 82-59
Scored 90-99 points.....	11/8/18 vs. Puget Sound, 95-67
Scored 100+ points.....	11/18/17 vs. Detroit Mercy, 102-71
Won an overtime game.....	2/17/18 vs. New Mexico State, 73-68
Lost an overtime game.....	3/3/18 vs. Central Arkansas, 92-90 (ot)
Defeated a nationally-ranked team.....	1/12/14 vs. #16 UNLV, 82-64
Lost to a nationally-ranked team.....	12/21/11 vs. #24 Virginia, 83-77
Hosted a nationally-ranked team.....	12/21/11 vs. #24 Virginia (L, 77-83)
Shot under 30% FG.....	11/16/16 at Notre Dame, 29.1% (16-55)
Shot 30-39.9% FG.....	3/3/18 at Utah Valley, 33.3% (17-51)
Shot 40-49.9% FG.....	11/18/18 vs. Southern Utah, 40.6% (28-69)
Shot 50-59.9% FG.....	11/14/18 vs. Washington State, 50.9% (28-55)
Shot 60+% FG.....	2/15/18 vs. UTRGV, 60.8% (31-52)
Had 50+ rebounds.....	11/12/17 vs. Puget Sound, 61
Made 10+ 3-Pointers.....	11/18/18 vs. Southern Utah, 11

THE LAST TIME A SEATTLE U PLAYER...

Scored 25-29 points.....	11/11/18, Myles Carter vs. Bryant, 25
Scored 30-39 points.....	12/4/17, Aaron Menzies vs. Pacific Lutheran, 32
Scored 40-59 points.....	11/28/09, Charles Garcia vs. Wofford, 41
Scored 60+ points.....	1/30/58, Elgin Baylor vs. Portland, 60
Made 10+ field goals.....	11/11/18, Myles Carter vs. Bryant, 10
Made 5+ 3-pointers.....	3/14/18, Matej Kavas vs. Central Arkansas, 5
Had 10-15 rebounds.....	11/11/18, Myles Carter vs. Bryant, 11
Had 16-19 rebounds.....	1/6/18, Aaron Menzies vs. Chicago State, 19
Had 20+ rebounds.....	2/15/97, Roger Hammond at Northwest College, 24
Had a double-double.....	11/11/18, Myles Carter vs. Bryant (25p, 11r)
Led team in pts. & rbs.....	11/11/18, Myles Carter vs. Bryant (25p, 11r)
Shot 100% FG (min. 5).....	12/19/16, Morgan Means vs. Southern Utah (5-5)
Shot 100% FT (min. 10).....	12/30/17, Richaud Gittens vs. UC Riverside (10-10)
Had 10+ assists.....	12/4/17, Morgan Means vs. Pacific Lutheran, 13
Had 5+ steals.....	3/10/16, Brendan Westendorf vs. UT Rio Grande Valley, 5
Had 5+ blocks.....	3/8/18, Aaron Menzies vs. UTRGV, 5

STATISTICAL NOTEABLES

30-plus Points

.....

20-plus Points

25.....	Myles Carter vs. Bryant, 11/11/18
23.....	Myles Carter vs. Puget Sound, 11/8/18
21.....	Morgan Means vs. Bryant, 11/11/18
21.....	Terrell Brown vs. Washington State, 11/14/18

15-plus Rebounds

.....

5-plus Assists

9.....	Terrell Brown vs. Southern Utah, 11/18/18
7.....	Mogan Means vs. Puget Sound, 11/8/18

5-plus Steals

.....

5-plus Blocks

.....

DOUBLE-DOUBLES

Myles Carter (23p, 12r).....	vs Puget Sound, 11/8/18
Myles Carter (25p, 11r).....	vs Bryant, 11/11/18



SPEED CHART




0
DASHAWN MCDOWELL
6-5 • 185 • G • R-SO



1
MYLES CARTER
6-9 • 230 • F • R-JR




2
IAN BURKE
6-5 • 180 • G • FR



5
MATEJ KAVAS
6-8 • 200 • G • R-JR



10
AARON NETTLES
5-11 • 175 • G • SO




11
RIP ECONOMOU
6-8 • 180 • G • FR



12
MATTIA DA CAMPO
6-5 • 210 • G • JR



13
MORGAN MEANS
6-3 • 175 • G • JR



14
MATT VAIL
6-5 • 190 • F • FR



15
TREY HOPKINS
6-4 • 163 • G • FR



23
TERRELL BROWN
6-1 • 175 • G • R-SO



24
DELANTE JONES
6-5 • 195 • G • R-JR



25
ANAND HUNDAL
6-10 • 230 • F • JR



30
JACOB EYMAN
6-9 • 205 • F • FR




35
RILEY GRIGSBY
6-6 • 220 • G/F • FR




41
JOE WALL
6-7 • 215 • F • FR



JIM HAYFORD
HEAD COACH



CHRIS VICTOR
ASSOCIATE HEAD COACH



NICK ROBINSON
ASSISTANT COACH



SAM KIRBY
ASSISTANT COACH



MIKE ODLAND
DIRECTOR OF OPS



PATRICK MULLIGAN
DIRECTOR OF PLAYER DEV



Seattle University Basketball
Seattle U Combined Team Statistics (as of Nov 18, 2018)
All games

RECORD:	OVERALL	HOME	AWAY	NEUTRAL
ALL GAMES	3-2	3-1	0-1	0-0
CONFERENCE	0-0	0-0	0-0	0-0
NON-CONFERENCE	3-2	3-1	0-1	0-0

#	Player	gp-gs	min	avg	Total		3-Point		F-Throw		Rebounds								a	to	blk	stl	pts	avg
					fg-fga	fg%	3fg-fga	3fg%	ft-fga	ft%	off	def	tot	avg	pf	dq								
01	Carter, Myles	5-5	128	25.6	33-50	.660	1-2	.500	10-24	.417	15	26	41	8.2	19	1	6	16	14	0	77	15.4		
13	Means, Morgan	5-5	172	34.4	23-50	.460	9-19	.474	11-14	.786	5	21	26	5.2	16	2	16	11	0	6	66	13.2		
23	Brown, Terrell	5-1	132	26.4	22-44	.500	1-3	.333	17-25	.680	7	21	28	5.6	17	1	22	9	2	6	62	12.4		
05	Kavas, Matej	5-5	158	31.6	20-52	.385	7-25	.280	10-12	.833	6	22	28	5.6	13	0	4	7	0	4	57	11.4		
24	Jones, Delante	5-5	141	28.2	21-56	.375	4-22	.182	4-6	.667	5	11	16	3.2	8	0	3	14	0	3	50	10.0		
10	Nettles, Aaron	5-1	66	13.2	9-13	.692	9-13	.692	0-0	.000	0	5	5	1.0	11	0	2	3	0	4	27	5.4		
25	Hundal, Anand	5-0	31	6.2	8-11	.727	3-5	.600	0-1	.000	5	3	8	1.6	5	0	0	0	1	1	19	3.8		
00	McDowell, Dashawn	3-0	34	11.3	4-10	.400	0-0	.000	0-2	.000	2	4	6	2.0	4	0	2	2	0	1	8	2.7		
11	Economou, Rip	3-0	13	4.3	2-6	.333	1-5	.200	1-2	.500	0	0	0	0.0	3	0	0	0	0	0	6	2.0		
35	Grigsby, Riley	5-3	68	13.6	2-11	.182	0-5	.000	6-8	.750	1	7	8	1.6	14	0	2	2	3	1	10	2.0		
15	Hopkins, Trey	4-0	17	4.3	3-7	.429	0-1	.000	1-2	.500	1	1	2	0.5	1	0	1	1	0	1	7	1.8		
02	Burke, Ian	3-0	13	4.3	0-1	.000	0-0	.000	4-6	.667	2	1	3	1.0	2	0	0	2	0	1	4	1.3		
41	Wall, Joe	3-0	4	1.3	1-2	.500	1-2	.500	0-0	.000	0	0	0	0.0	1	0	0	0	0	0	3	1.0		
12	Da Campo, Mattia	5-0	18	3.6	1-3	.333	0-0	.000	1-2	.500	2	4	6	1.2	0	0	1	1	0	0	3	0.6		
14	Vail, Matt	3-0	3	1.0	0-0	.000	0-0	.000	0-0	.000	0	0	0	0.0	0	0	0	0	0	0	0	0.0		
Team											4	7	11											
Total.....		5	998		149-316	.472	36-102	.353	65-104	.625	55	133	188	37.6	114	4	59	69	20	28	399	79.8		
Opponents.....		5	999		111-292	.380	31-98	.316	111-136	.816	49	128	177	35.4	105	4	36	69	17	32	364	72.8		

TEAM STATISTICS	SU	OPP	Date	Opponent	Score	Att.
SCORING	399	364	11/06/18	at Stanford	L 74-96	3365
Points per game	79.8	72.8	11/08/18	PUGET SOUND	w 95-67	999
Scoring margin	+7.0	-	11/11/18	BRYANT	w 82-59	1236
FIELD GOALS-ATT	149-316	111-292	11/14/18	WASHINGTON ST.	w 78-69	1977
Field goal pct	.472	.380	11/18/18	SOUTHERN UTAH	L 70-73	999
3 POINT FG-ATT	36-102	31-98	* - Conference game			
3-point FG pct	.353	.316				
3-pt FG made per game	7.2	6.2				
FREE THROWS-ATT	65-104	111-136				
Free throw pct	.625	.816				
F-Throws made per game	13.0	22.2				
REBOUNDS	188	177				
Rebounds per game	37.6	35.4				
Rebounding margin	+2.2	-				
ASSISTS	59	36				
Assists per game	11.8	7.2				
TURNOVERS	69	69				
Turnovers per game	13.8	13.8				
Turnover margin	+0.0	-				
Assist/turnover ratio	0.9	0.5				
STEALS	28	32				
Steals per game	5.6	6.4				
BLOCKS	20	17				
Blocks per game	4.0	3.4				
ATTENDANCE	5211	3365				
Home games-Avg/Game	4-1303	1-3365				
Neutral site-Avg/Game	-	0-0				

Score by Periods	1st	2nd	Totals
Seattle U	187	212	399
Opponents	160	204	364



Seattle University Basketball
Seattle U Season Schedule/Results & Leaders (as of Nov 20, 2018)
All games

RECORD:	OVERALL	HOME	AWAY	NEUTRAL
ALL GAMES	3-2	3-1	0-1	0-0
CONFERENCE	0-0	0-0	0-0	0-0
NON-CONFERENCE	3-2	3-1	0-1	0-0

Date	Opponent	Score	Att.	High Points	High Rebounds
11/06/18	at Stanford	74-96 L	3365	(16)Brown, Terrell	(6)Brown, Terrell
11/08/18	PUGET SOUND	w 95-67	999	(23)Carter, Myles	(12)Carter, Myles
11/11/18	BRYANT	w 82-59	1236	(25)Carter, Myles	(11)Carter, Myles
11/14/18	WASHINGTON ST.	w 78-69	1977	(21)Brown, Terrell	(8)Brown, Terrell
					(8)Carter, Myles
11/18/18	SOUTHERN UTAH	70-73 L	999	(16)Jones, Delante	(7)Brown, Terrell
					(7)Carter, Myles
					(7)Means, Morgan

* - Conference game

Attendance Summary	Games	Attend	Avg/Game
Home	4	5211	1303
Away	1	3365	3365
Neutral	0	0	0
Total	5	8576	1715



Seattle University Basketball
Seattle U Team Game-by-Game (as of Nov 20, 2018)
All games

TEAM STATISTICS

Opponent	Date	Score		Total		3-Pointers		Free throws		Rebounds				pf	a	t/o	blk	stl	pts	avg
				fg-fga	pct	3fg-fga	pct	ft-fa	pct	off	def	tot	avg							
at Stanford	11/06/18	74-96	L	28-64	.438	6-18	.333	12-21	.571	12	18	30	30.0	25	7	11	1	2	74	74.0
PUGET SOUND	11/08/18	95-67	W	35-63	.556	7-17	.412	18-29	.621	12	27	39	34.5	22	16	17	4	6	95	84.5
BRYANT	11/11/18	82-59	W	30-65	.462	7-22	.318	15-23	.652	13	28	41	36.7	23	10	13	3	8	82	83.7
WASHINGTON ST.	11/14/18	78-69	W	28-55	.509	5-19	.263	17-23	.739	8	32	40	37.5	22	11	17	7	6	78	82.2
SOUTHERN UTAH	11/18/18	70-73	L	28-69	.406	11-26	.423	3-8	.375	10	28	38	37.6	22	15	11	5	6	70	79.8
Seattle U		399		149-316	.472	36-102	.353	65-104	.625	55	133	188	37.6	114	59	69	20	28	399	79.8
Opponents		364		111-292	.380	31-98	.316	111-136	.816	49	128	177	35.4	105	36	69	17	32	364	72.8

Games played: 5
Points/game: 79.8
FG Pct: 47.2
3FG Pct: 35.3
FT Pct: 62.5

Rebounds/game: 37.6
Assists/game: 11.8
Turnovers/game: 13.8
Assist/turnover ratio: 0.9
Steals/game: 5.6
Blocks/game: 4.0



Seattle University Basketball
Seattle U Points-Rebounds-Assists (as of Nov 20, 2018)
All games

				00	01	02	05	10	11	12
Opponent	Date	Score		MCDOWELL,D	CARTER,MYL	BURKE,IAN	KAVAS,MATE	NETTLES,AA	ECONOMOU,R	DA CAMPO,M
at Stanford	11/06/18	74-96	L	4-3-0	6-3-0	1-1-0	13-4-0	0-0-0	2-0-0	1-3-1
PUGET SOUND	11/08/18	95-67	w	4-2-2	23-12-1	0-1-0	13-6-1	9-1-0	4-0-0	2-0-0
BRYANT	11/11/18	82-59	w	0-1-0	25-11-2	3-1-0	5-4-1	6-1-0	0-0-0	0-1-0
WASHINGTON ST.	11/14/18	78-69	w	DNP	9-8-1	DNP	14-7-2	3-1-0	DNP	0-2-0
SOUTHERN UTAH	11/18/18	70-73	L	DNP	14-7-2	DNP	12-7-0	9-2-2	DNP	0-0-0

				13	14	15	23	24	25	35
Opponent	Date	Score		MEANS,MORG	VAIL,MATT	HOPKINS,TR	BROWN,TERR	JONES,DELA	HUNDAL,ANA	GRIGSBY,RI
at Stanford	11/06/18	74-96	L	11-1-2	0-0-0	0-0-0	16-6-4	2-1-0	13-3-0	2-1-0
PUGET SOUND	11/08/18	95-67	w	9-7-7	0-0-0	7-0-1	8-4-3	9-2-1	4-3-0	3-0-0
BRYANT	11/11/18	82-59	w	21-8-3	0-0-0	0-1-0	12-3-3	8-7-0	2-1-0	0-2-1
WASHINGTON ST.	11/14/18	78-69	w	11-3-2	DNP	0-1-0	21-8-3	15-5-2	0-0-0	5-4-1
SOUTHERN UTAH	11/18/18	70-73	L	14-7-2	DNP	DNP	5-7-9	16-1-0	0-1-0	0-1-0

				41
Opponent	Date	Score		WALL,JOE
at Stanford	11/06/18	74-96	L	3-0-0
PUGET SOUND	11/08/18	95-67	w	0-0-0
BRYANT	11/11/18	82-59	w	0-0-0
WASHINGTON ST.	11/14/18	78-69	w	DNP
SOUTHERN UTAH	11/18/18	70-73	L	DNP



#00 McDowell, Dashawn

Opponent	Date	gs	min	Total		3-Pointers		Free throws		Rebounds				pf	a	t/o	blk	stl	pts	avg
				fg-fga	pct	3fg-fga	pct	ft-fga	pct	off	def	tot	avg							
at Stanford	11/06/18		19	2-7	.286	0-0	.000	0-0	.000	1	2	3	3.0	4	0	0	0	1	4	4.0
PUGET SOUND	11/08/18		9	2-3	.667	0-0	.000	0-2	.000	1	1	2	2.5	0	2	1	0	0	4	4.0
BRYANT	11/11/18		6	0-0	.000	0-0	.000	0-0	.000	0	1	1	2.0	0	0	1	0	0	0	2.7
Totals		0	34	4-10	.400	0-0	.000	0-2	.000	2	4	6	2.0	4	2	2	0	1	8	2.7

Games played: 3
 Minutes/game: 11.3
 Points/game: 2.7
 FG Pct: 40.0
 FT Pct: 0.0

Rebounds/game: 2.0
 Assists/game: 0.7
 Turnovers/game: 0.7
 Assist/turnover ratio: 1.0
 Steals/game: 0.3

CAREER STATS

Year	GP-GS	Min/Avg	Total		3-Point		FT-FTA	Pct	Off-Def	Tot	Avg	PF-FO	Ast	TO	Blk	Stl	Pts/Avg
			FG-FGA	Pct	FG-FGA	Pct											
2016-17	29-29	683/23.6	67-165	.406	25-70	.357	36-56	.643	12-65	77	2.7	69-3	60	56	0	27	195/6.7
2017-18	3-1	92/30.7	8-23	.348	2-14	.143	8-8	1.000	1-13	14	4.7	5-0	12	9	0	6	26/8.7
TOTAL	32-30	775/24.2	75-188	.399	27-84	.321	44-64	.688	13-78	91	2.8	74-3	72	65	0	33	221/6.9

SINGLE-GAME HIGHS

Points: 22, Northwest University -- 12/01/16
 Rebounds: 8, Northwest University -- 12/01/16
 Assists: 10, Puget Sound -- 11/12/17
 Steals: 3, 4 times
 FG made: 9, Northwest University -- 12/01/16
 FG attempts: 15, Northwest University -- 12/01/16
 3FG made: 4, at Utah Valley -- 03/04/17
 3FG attempts: 9, at Washington State -- 11/15/17
 FT made: 8, Southern Utah -- 12/19/16
 FT attempts: 10, Southern Utah -- 12/19/16



#01 Carter, Myles

Opponent	Date	gs	min	Total		3-Pointers		Free throws		Rebounds				pf	a	t/o	blk	stl	pts	avg	
				fg-fga	pct	3fg-fga	pct	ft-fga	pct	off	def	tot	avg								
at Stanford	11/06/18	*	18	2-5	.400	0-1	.000	2-5	.400	1	2	3	3.0	5	0	2	1	0	6	6.0	
PUGET SOUND	11/08/18	*	22	10-13	.769	0-0	.000	3-6	.500	5	7	12	7.5	4	1	8	3	0	23	14.5	
BRYANT	11/11/18	*	33	10-17	.588	1-1	1.000	4-6	.667	6	5	11	8.7	4	2	3	3	0	25	18.0	
WASHINGTON ST.	11/14/18	*	30	4-5	.800	0-0	.000	1-2	.500	1	7	8	8.5	3	1	2	4	0	9	15.8	
SOUTHERN UTAH	11/18/18	*	25	7-10	.700	0-0	.000	0-5	.000	2	5	7	8.2	3	2	1	3	0	14	15.4	
Totals			5	128	33-50	.660	1-2	.500	10-24	.417	15	26	41	8.2	19	6	16	14	0	77	15.4

Games played: 5
 Minutes/game: 25.6
 Points/game: 15.4
 FG Pct: 66.0
 3FG Pct: 50.0
 FT Pct: 41.7

Rebounds/game: 8.2
 Assists/game: 1.2
 Turnovers/game: 3.2
 Assist/turnover ratio: 0.4
 Blocks/game: 2.8

CAREER STATS

Year	GP-GS	Min/Avg	Total		3-Point		FT-FTA	Pct	Rebounds				PF-FO	Ast	TO	Blk	Stl	Pts/Avg
			FG-FGA	Pct	FG-FGA	Pct			Off-Def	Tot	Avg							
2015-16*	9-0	32/3.6	2-2	1.000	0-0	.000	1-4	.250	3-3	6	0.7	5-0	1	3	1	0		5/0.6
2016-17*	5-0	33/6.6	2-7	.286	0-0	.000	0-1	.000	2-5	7	1.4	17-0	8	13	0	11		4/0.8
2018-19	5-5	128/25.6	33-50	.660	1-2	.500	10-24	.417	15-26	41	8.2	19-1	6	16	14	0		77/15.4
TOTAL	5-5	128/25.6	33-50	.660	1-2	.500	10-24	.417	15-26	41	8.2	19-1	6	16	14	0		77/15.4
All*	19-5	193/10.2	37-59	.627	1-2	.500	11-29	.379	20-34	54	2.8	41-1	15	32	15	11		86/4.5

* Statistics from prior team/school

SINGLE-GAME HIGHS

Points: 25, Bryant -- 11/11/18
 Rebounds: 12, Puget Sound -- 11/08/18
 Assists: 2, Bryant -- 11/11/18 ; Southern Utah -- 11/18/18
 Blocks: 4, Washington St. -- 11/14/18
 FG made: 10, Puget Sound -- 11/08/18 ; Bryant -- 11/11/18
 FG attempts: 17, Bryant -- 11/11/18
 3FG made: 1, Bryant -- 11/11/18
 3FG attempts: 1, at Stanford -- 11/06/18 ; Bryant -- 11/11/18
 FT made: 4, Bryant -- 11/11/18
 FT attempts: 6, Puget Sound -- 11/08/18 ; Bryant -- 11/11/18



#02 Burke, Ian

Opponent	Date	gs	min	Total		3-Pointers		Free throws		Rebounds				pf	a	t/o	blk	stl	pts	avg
				fg-fga	pct	3fg-fga	pct	ft-fga	pct	off	def	tot	avg							
at Stanford	11/06/18		3	0-0	.000	0-0	.000	1-2	.500	1	0	1	1.0	0	0	0	0	0	1	1.0
PUGET SOUND	11/08/18		6	0-1	.000	0-0	.000	0-0	.000	1	0	1	1.0	0	0	0	0	0	0	0.5
BRYANT	11/11/18		4	0-0	.000	0-0	.000	3-4	.750	0	1	1	1.0	2	0	2	0	1	3	1.3
Totals		0	13	0-1	.000	0-0	.000	4-6	.667	2	1	3	1.0	2	0	2	0	1	4	1.3

Games played: 3
 Minutes/game: 4.3
 Points/game: 1.3
 FG Pct: 0.0
 FT Pct: 66.7

Rebounds/game: 1.0
 Turnovers/game: 0.7
 Steals/game: 0.3

CAREER STATS

Year	GP-GS	Min/Avg	Total		3-Point		FT-FTA	Pct	Rebounds				PF-FO	Ast	TO	Blk	Stl	Pts/Avg
			FG-FGA	Pct	FG-FGA	Pct			Off-Def	Tot	Avg							
2018-19	3-0	13/4.3	0-1	.000	0-0	.000	4-6	.667	2-1	3	1.0	2-0	0	2	0	1		4/1.3
TOTAL	3-0	13/4.3	0-1	.000	0-0	.000	4-6	.667	2-1	3	1.0	2-0	0	2	0	1		4/1.3

SINGLE-GAME HIGHS

Points: 3, Bryant -- 11/11/18
 Rebounds: 1, at Stanford -- 11/06/18 ; Puget Sound -- 11/08/18 ; Bryant -- 11/11/18
 Steals: 1, Bryant -- 11/11/18
 FG attempts: 1, Puget Sound -- 11/08/18
 FT made: 3, Bryant -- 11/11/18
 FT attempts: 4, Bryant -- 11/11/18



#05 Kavas, Matej

Opponent	Date	gs	min	Total		3-Pointers		Free throws		Rebounds				pf	a	t/o	blk	stl	pts	avg	
				fg-fga	pct	3fg-fga	pct	ft-fga	pct	off	def	tot	avg								
at Stanford	11/06/18	*	34	4-7	.571	1-3	.333	4-6	.667	1	3	4	4.0	3	0	2	0	0	13	13.0	
PUGET SOUND	11/08/18	*	27	3-9	.333	1-2	.500	6-6	1.000	2	4	6	5.0	3	1	1	0	0	13	13.0	
BRYANT	11/11/18	*	28	2-9	.222	1-5	.200	0-0	.000	1	3	4	4.7	3	1	0	0	2	5	10.3	
WASHINGTON ST.	11/14/18	*	37	6-14	.429	2-8	.250	0-0	.000	1	6	7	5.3	2	2	1	0	0	14	11.3	
SOUTHERN UTAH	11/18/18	*	32	5-13	.385	2-7	.286	0-0	.000	1	6	7	5.6	2	0	3	0	2	12	11.4	
Totals			5	158	20-52	.385	7-25	.280	10-12	.833	6	22	28	5.6	13	4	7	0	4	57	11.4

Games played: 5
 Minutes/game: 31.6
 Points/game: 11.4
 FG Pct: 38.5
 3FG Pct: 28.0
 FT Pct: 83.3

Rebounds/game: 5.6
 Assists/game: 0.8
 Turnovers/game: 1.4
 Assist/turnover ratio: 0.6
 Steals/game: 0.8

CAREER STATS

Year	GP-GS	Min/Avg	Total		3-Point		FT-FTA	Pct	Off-Def	Tot	Avg	PF-FO	Ast	TO	Blk	Stl	Pts/Avg
			FG-FGA	Pct	FG-FGA	Pct											
2016-17	27-0	549/20.3	81-185	.438	42-104	.404	29-42	.690	11-68	79	2.9	51-2	15	23	9	6	233/8.6
2017-18	33-31	1038/31.5	171-361	.474	91-196	.464	68-86	.791	38-131	169	5.1	100-1	41	67	7	13	501/15.2
2018-19	5-5	158/31.6	20-52	.385	7-25	.280	10-12	.833	6-22	28	5.6	13-0	4	7	0	4	57/11.4
TOTAL	65-36	1745/26.8	272-598	.455	140-325	.431	107-140	.764	55-221	276	4.2	164-3	60	97	16	23	791/12.2

SINGLE-GAME HIGHS

Points: 27, vs Detroit Mercy -- 11/18/17
 Rebounds: 12, at Washington State -- 11/15/17
 Assists: 4, at Washington State -- 11/15/17
 Steals: 2, 6 times
 Blocks: 2, 4 times
 FG made: 9, Idaho State -- 11/27/17 ; Eastern Washington -- 12/03/17
 FG attempts: 18, Central Arkansas -- 03/14/18 ; Idaho State -- 11/27/17
 3FG made: 7, vs Detroit Mercy -- 11/18/17
 3FG attempts: 12, Central Arkansas -- 03/14/18
 FT made: 7, New Mexico State -- 01/26/17
 FT attempts: 9, New Mexico State -- 01/26/17



#10 Nettles, Aaron

Opponent	Date	gs	min	Total		3-Pointers		Free throws		Rebounds				pf	a	t/o	blk	stl	pts	avg
				fg-fga	pct	3fg-fga	pct	ft-fga	pct	off	def	tot	avg							
at Stanford	11/06/18		9	0-1	.000	0-1	.000	0-0	.000	0	0	0	0.0	2	0	1	0	0	0	0.0
PUGET SOUND	11/08/18	*	16	3-3	1.000	3-3	1.000	0-0	.000	0	1	1	0.5	3	0	1	0	1	9	4.5
BRYANT	11/11/18		15	2-3	.667	2-3	.667	0-0	.000	0	1	1	0.7	0	0	0	0	1	6	5.0
WASHINGTON ST.	11/14/18		9	1-1	1.000	1-1	1.000	0-0	.000	0	1	1	0.8	3	0	1	0	0	3	4.5
SOUTHERN UTAH	11/18/18		17	3-5	.600	3-5	.600	0-0	.000	0	2	2	1.0	3	2	0	0	2	9	5.4
Totals		1	66	9-13	.692	9-13	.692	0-0	.000	0	5	5	1.0	11	2	3	0	4	27	5.4

Games played: 5
 Minutes/game: 13.2
 Points/game: 5.4
 FG Pct: 69.2
 3FG Pct: 69.2

Rebounds/game: 1.0
 Assists/game: 0.4
 Turnovers/game: 0.6
 Assist/turnover ratio: 0.7
 Steals/game: 0.8

CAREER STATS

Year	GP-GS	Min/Avg	Total		3-Point		FT-FTA	Pct	Rebounds				PF-FO	Ast	TO	Blk	Stl	Pts/Avg
			FG-FGA	Pct	FG-FGA	Pct			Off-Def	Tot	Avg							
2017-18	32-2	244/7.6	25-60	.417	20-52	.385	13-17	.765	4-17	21	0.7	21-0	9	10	0	6		83/2.6
2018-19	5-1	66/13.2	9-13	.692	9-13	.692	0-0	.000	0-5	5	1.0	11-0	2	3	0	4		27/5.4
TOTAL	37-3	310/8.4	34-73	.466	29-65	.446	13-17	.765	4-22	26	0.7	32-0	11	13	0	10		110/3.0

SINGLE-GAME HIGHS

Points: 20, Pacific Lutheran -- 12/04/17
 Rebounds: 3, at Belmont -- 11/19/17 ; Pacific Lutheran -- 12/04/17 ; California -- 12/19/17
 Assists: 2, vs Detroit Mercy -- 11/18/17 ; Southern Utah -- 11/18/18 ; Pacific Lutheran -- 12/04/17
 Steals: 2, Southern Utah -- 11/18/18
 FG made: 7, Pacific Lutheran -- 12/04/17
 FG attempts: 14, Pacific Lutheran -- 12/04/17
 3FG made: 6, Pacific Lutheran -- 12/04/17
 3FG attempts: 12, Pacific Lutheran -- 12/04/17
 FT made: 4, Puget Sound -- 11/12/17 ; vs Detroit Mercy -- 11/18/17
 FT attempts: 4, Puget Sound -- 11/12/17 ; vs Detroit Mercy -- 11/18/17 ; at Chicago State -- 2/10/18



#11 Economou, Rip

Opponent	Date	gs	min	Total		3-Pointers		Free throws		Rebounds				pf	a	t/o	blk	stl	pts	avg
				fg-fga	pct	3fg-fga	pct	ft-fga	pct	off	def	tot	avg							
at Stanford	11/06/18		5	1-2	.500	0-1	.000	0-0	.000	0	0	0	0.0	0	0	0	0	0	2	2.0
PUGET SOUND	11/08/18		5	1-4	.250	1-4	.250	1-2	.500	0	0	0	0.0	2	0	0	0	0	4	3.0
BRYANT	11/11/18		3	0-0	.000	0-0	.000	0-0	.000	0	0	0	0.0	1	0	0	0	0	0	2.0
Totals		0	13	2-6	.333	1-5	.200	1-2	.500	0	0	0	0.0	3	0	0	0	0	6	2.0

Games played: 3

Minutes/game: 4.3

Points/game: 2.0

FG Pct: 33.3

3FG Pct: 20.0

FT Pct: 50.0

CAREER STATS

Year	GP-GS	Min/Avg	Total		3-Point		FT-FTA	Pct	Rebounds				PF-FO	Ast	TO	Blk	Stl	Pts/Avg
			FG-FGA	Pct	FG-FGA	Pct			Off-Def	Tot	Avg							
2018-19	3-0	13/4.3	2-6	.333	1-5	.200	1-2	.500	0-0	0	0.0	3-0	0	0	0	0	0	6/2.0
TOTAL	3-0	13/4.3	2-6	.333	1-5	.200	1-2	.500	0-0	0	0.0	3-0	0	0	0	0	0	6/2.0

SINGLE-GAME HIGHS

Points: 4, Puget Sound -- 11/08/18

FG made: 1, at Stanford -- 11/06/18 ; Puget Sound -- 11/08/18

FG attempts: 4, Puget Sound -- 11/08/18

3FG made: 1, Puget Sound -- 11/08/18

3FG attempts: 4, Puget Sound -- 11/08/18

FT made: 1, Puget Sound -- 11/08/18

FT attempts: 2, Puget Sound -- 11/08/18



#12 Da Campo, Mattia

Opponent	Date	gs	min	Total		3-Pointers		Free throws		Rebounds				pf	a	t/o	blk	stl	pts	avg
				fg-fga	pct	3fg-fga	pct	ft-fita	pct	off	def	tot	avg							
at Stanford	11/06/18		4	0-0	.000	0-0	.000	1-2	.500	1	2	3	3.0	0	1	0	0	0	1	1.0
PUGET SOUND	11/08/18		5	1-1	1.000	0-0	.000	0-0	.000	0	0	0	1.5	0	0	0	0	0	2	1.5
BRYANT	11/11/18		3	0-0	.000	0-0	.000	0-0	.000	0	1	1	1.3	0	0	0	0	0	0	1.0
WASHINGTON ST.	11/14/18		2	0-0	.000	0-0	.000	0-0	.000	1	1	2	1.5	0	0	0	0	0	0	0.8
SOUTHERN UTAH	11/18/18		4	0-2	.000	0-0	.000	0-0	.000	0	0	0	1.2	0	0	1	0	0	0	0.6
Totals		0	18	1-3	.333	0-0	.000	1-2	.500	2	4	6	1.2	0	1	1	0	0	3	0.6

Games played: 5
 Minutes/game: 3.6
 Points/game: 0.6
 FG Pct: 33.3
 FT Pct: 50.0

Rebounds/game: 1.2
 Assists/game: 0.2
 Turnovers/game: 0.2
 Assist/turnover ratio: 1.0

CAREER STATS

			Total		3-Point		Rebounds										
Year	GP-GS	Min/Avg	FG-FGA	Pct	FG-FGA	Pct	FT-FTA	Pct	Off-Def	Tot	Avg	PF-FO	Ast	TO	Blk	Stl	Pts/Avg
2016-17	16-0	139/8.7	9-14	.643	1-3	.333	5-10	.500	6-11	17	1.1	19-0	14	17	0	3	24/1.5
2017-18	27-1	198/7.3	15-24	.625	4-9	.444	7-11	.636	16-29	45	1.7	29-0	17	7	0	9	41/1.5
2018-19	5-0	18/3.6	1-3	.333	0-0	.000	1-2	.500	2-4	6	1.2	0-0	1	1	0	0	3/0.6
TOTAL	48-1	355/7.4	25-41	.610	5-12	.417	13-23	.565	24-44	68	1.4	48-0	32	25	0	12	68/1.4

SINGLE-GAME HIGHS

Points: 15, Pacific Lutheran -- 12/04/17
 Rebounds: 7, Pacific Lutheran -- 12/04/17 ; Great Falls -- 12/10/16 ; Grambling State -- 12/28/17
 Assists: 5, Pacific Lutheran -- 12/04/17
 Steals: 3, Puget Sound -- 11/12/17 ; Pacific Lutheran -- 12/04/17
 FG made: 6, Pacific Lutheran -- 12/04/17
 FG attempts: 10, Pacific Lutheran -- 12/04/17
 3FG made: 2, Pacific Lutheran -- 12/04/17
 3FG attempts: 6, Pacific Lutheran -- 12/04/17
 FT made: 3, at UMKC -- 02/11/17
 FT attempts: 5, at UMKC -- 02/11/17



#13 Means, Morgan

Opponent	Date	gs	min	Total		3-Pointers		Free throws		Rebounds				pf	a	t/o	blk	stl	pts	avg	
				fg-fga	pct	3fg-fga	pct	ft-fga	pct	off	def	tot	avg								
at Stanford	11/06/18	*	31	5-7	.714	1-1	1.000	0-0	.000	0	1	1	1.0	2	2	2	0	0	11	11.0	
PUGET SOUND	11/08/18	*	34	3-7	.429	1-3	.333	2-2	1.000	1	6	7	4.0	2	7	3	0	4	9	10.0	
BRYANT	11/11/18	*	37	7-13	.538	2-5	.400	5-7	.714	0	8	8	5.3	2	3	3	0	0	21	13.7	
WASHINGTON ST.	11/14/18	*	31	3-8	.375	2-3	.667	3-4	.750	0	3	3	4.8	5	2	3	0	1	11	13.0	
SOUTHERN UTAH	11/18/18	*	39	5-15	.333	3-7	.429	1-1	1.000	4	3	7	5.2	5	2	0	0	1	14	13.2	
Totals			5	172	23-50	.460	9-19	.474	11-14	.786	5	21	26	5.2	16	16	11	0	6	66	13.2

Games played: 5
 Minutes/game: 34.4
 Points/game: 13.2
 FG Pct: 46.0
 3FG Pct: 47.4
 FT Pct: 78.6

Rebounds/game: 5.2
 Assists/game: 3.2
 Turnovers/game: 2.2
 Assist/turnover ratio: 1.5
 Steals/game: 1.2

CAREER STATS

Year	GP-GS	Min/Avg	Total		3-Point		FT-FTA	Pct	Off-Def	Tot	Avg	PF-FO	Ast	TO	Blk	Stl	Pts/Avg
			FG-FGA	Pct	FG-FGA	Pct											
2016-17	29-29	683/23.6	67-165	.406	25-70	.357	36-56	.643	12-65	77	2.7	69-3	60	56	0	27	195/6.7
2017-18	34-9	940/27.6	103-260	.396	29-103	.282	58-73	.795	22-101	123	3.6	81-0	95	80	3	28	293/8.6
2018-19	5-5	172/34.4	23-50	.460	9-19	.474	11-14	.786	5-21	26	5.2	16-2	16	11	0	6	66/13.2
TOTAL	68-43	1795/26.4	193-475	.406	63-192	.328	105-143	.734	39-187	226	3.3	166-5	171	147	3	61	554/8.1

SINGLE-GAME HIGHS

Points: 22, Northwest University -- 12/01/16
 Rebounds: 8, vs UT Rio Grande Valley -- 03/08/18 ; Bryant -- 11/11/18 ; Northwest University -- 12/01/16
 Assists: 13, Pacific Lutheran -- 12/04/17
 Steals: 4, Puget Sound -- 11/08/18
 Blocks: 1, Grand Canyon -- 01/06/18 ; at Kansas City -- 02/08/18 ; UT Rio Grande Valley -- 02/15/18
 FG made: 9, Northwest University -- 12/01/16
 FG attempts: 15, Southern Utah -- 11/18/18 ; Northwest University -- 12/01/16
 3FG made: 4, at Utah Valley -- 03/04/17
 3FG attempts: 9, at Washington State -- 11/15/17
 FT made: 8, Southern Utah -- 12/19/16 ; Grambling State -- 12/28/17
 FT attempts: 10, Southern Utah -- 12/19/16



#14 Vail, Matt

Opponent	Date	gs	min	Total		3-Pointers		Free throws		Rebounds				pf	a	t/o	blk	stl	pts	avg
				fg-fga	pct	3fg-fga	pct	ft-fga	pct	off	def	tot	avg							
at Stanford	11/06/18		1	0-0	.000	0-0	.000	0-0	.000	0	0	0	0.0	0	0	0	0	0	0	0.0
PUGET SOUND	11/08/18		1	0-0	.000	0-0	.000	0-0	.000	0	0	0	0.0	0	0	0	0	0	0	0.0
BRYANT	11/11/18		1	0-0	.000	0-0	.000	0-0	.000	0	0	0	0.0	0	0	0	0	0	0	0.0
Totals		0	3	0-0	.000	0-0	.000	0-0	.000	0	0	0	0.0	0	0	0	0	0	0	0.0

Games played: 3

Minutes/game: 1.0

CAREER STATS

Year	GP-GS	Min/Avg	Total		3-Point		FT-FTA	Pct	Off-Def	Tot	Avg	PF-FO	Ast	TO	Blk	Stl	Pts/Avg
			FG-FGA	Pct	FG-FGA	Pct											
2018-19	3-0	3/1.0	0-0	.000	0-0	.000	0-0	.000	0-0	0	0.0	0-0	0	0	0	0	0/0.0
TOTAL	3-0	3/1.0	0-0	.000	0-0	.000	0-0	.000	0-0	0	0.0	0-0	0	0	0	0	0/0.0

SINGLE-GAME HIGHS



#15 Hopkins, Trey

Opponent	Date	gs	min	Total		3-Pointers		Free throws		Rebounds				pf	a	t/o	blk	stl	pts	avg
				fg-fga	pct	3fg-fga	pct	ft-fta	pct	off	def	tot	avg							
at Stanford	11/06/18		6	0-0	.000	0-0	.000	0-0	.000	0	0	0	0.0	0	0	0	0	0	0	0.0
PUGET SOUND	11/08/18		6	3-5	.600	0-1	.000	1-2	.500	0	0	0	0.0	1	1	0	0	0	7	3.5
BRYANT	11/11/18		4	0-2	.000	0-0	.000	0-0	.000	1	0	1	0.3	0	0	1	0	1	0	2.3
WASHINGTON ST.	11/14/18		1	0-0	.000	0-0	.000	0-0	.000	0	1	1	0.5	0	0	0	0	0	0	1.8
Totals		0	17	3-7	.429	0-1	.000	1-2	.500	1	1	2	0.5	1	1	1	0	1	7	1.8

Games played: 4
 Minutes/game: 4.3
 Points/game: 1.8
 FG Pct: 42.9
 3FG Pct: 0.0
 FT Pct: 50.0

Rebounds/game: 0.5
 Assists/game: 0.3
 Turnovers/game: 0.3
 Assist/turnover ratio: 1.0
 Steals/game: 0.3

CAREER STATS

Year	GP-GS	Min/Avg	Total		3-Point		FT-FTA	Pct	Rebounds				PF-FO	Ast	TO	Blk	Stl	Pts/Avg
			FG-FGA	Pct	FG-FGA	Pct			Off-Def	Tot	Avg							
2018-19	4-0	17/4.3	3-7	.429	0-1	.000	1-2	.500	1-1	2	0.5	1-0	1	1	0	1		7/1.8
TOTAL	4-0	17/4.3	3-7	.429	0-1	.000	1-2	.500	1-1	2	0.5	1-0	1	1	0	1		7/1.8

SINGLE-GAME HIGHS

Points: 7, Puget Sound -- 11/08/18
 Rebounds: 1, Bryant -- 11/11/18 ; Washington St. -- 11/14/18
 Assists: 1, Puget Sound -- 11/08/18
 Steals: 1, Bryant -- 11/11/18
 FG made: 3, Puget Sound -- 11/08/18
 FG attempts: 5, Puget Sound -- 11/08/18
 3FG attempts: 1, Puget Sound -- 11/08/18
 FT made: 1, Puget Sound -- 11/08/18
 FT attempts: 2, Puget Sound -- 11/08/18



#23 Brown, Terrell

Opponent	Date	gs	min	Total		3-Pointers		Free throws		Rebounds				pf	a	t/o	blk	stl	pts	avg
				fg-fga	pct	3fg-fga	pct	ft-fga	pct	off	def	tot	avg							
at Stanford	11/06/18	*	24	6-15	.400	0-1	.000	4-6	.667	3	3	6	6.0	1	4	2	0	0	16	16.0
PUGET SOUND	11/08/18		21	3-4	.750	0-0	.000	2-4	.500	0	4	4	5.0	3	3	3	0	1	8	12.0
BRYANT	11/11/18		22	5-6	.833	0-0	.000	2-4	.500	1	2	3	4.3	5	3	0	0	2	12	12.0
WASHINGTON ST.	11/14/18		33	6-9	.667	0-1	.000	9-11	.818	2	6	8	5.3	4	3	3	0	3	21	14.3
SOUTHERN UTAH	11/18/18		32	2-10	.200	1-1	1.000	0-0	.000	1	6	7	5.6	4	9	1	2	0	5	12.4
Totals		1	132	22-44	.500	1-3	.333	17-25	.680	7	21	28	5.6	17	22	9	2	6	62	12.4

Games played: 5
Minutes/game: 26.4
Points/game: 12.4
FG Pct: 50.0
3FG Pct: 33.3
FT Pct: 68.0

Rebounds/game: 5.6
Assists/game: 4.4
Turnovers/game: 1.8
Assist/turnover ratio: 2.4
Steals/game: 1.2
Blocks/game: 0.4

CAREER STATS

Year	GP-GS	Min/Avg	Total		3-Point		FT-FTA	Pct	Rebounds				PF-FO	Ast	TO	Blk	Stl	Pts/Avg
			FG-FGA	Pct	FG-FGA	Pct			Pct	Off-Def	Tot	Avg						
2018-19	5-1	132/26.4	22-44	.500	1-3	.333	17-25	.680	.680	7-21	28	5.6	17-1	22	9	2	6	62/12.4
TOTAL	5-1	132/26.4	22-44	.500	1-3	.333	17-25	.680	.680	7-21	28	5.6	17-1	22	9	2	6	62/12.4

SINGLE-GAME HIGHS

Points: 21, Washington St. -- 11/14/18
Rebounds: 8, Washington St. -- 11/14/18
Assists: 9, Southern Utah -- 11/18/18
Steals: 3, Washington St. -- 11/14/18
Blocks: 2, Southern Utah -- 11/18/18
FG made: 6, at Stanford -- 11/06/18 ; Washington St. -- 11/14/18
FG attempts: 15, at Stanford -- 11/06/18
3FG made: 1, Southern Utah -- 11/18/18
3FG attempts: 1, at Stanford -- 11/06/18 ; Washington St. -- 11/14/18 ; Southern Utah -- 11/18/18
FT made: 9, Washington St. -- 11/14/18
FT attempts: 11, Washington St. -- 11/14/18



#24 Jones, Delante

Opponent	Date	gs	min	Total		3-Pointers		Free throws		Rebounds				pf	a	t/o	blk	stl	pts	avg	
				fg-fga	pct	3fg-fga	pct	ft-fga	pct	off	def	tot	avg								
at Stanford	11/06/18	*	22	1-9	.111	0-3	.000	0-0	.000	0	1	1	1.0	2	0	1	0	0	2	2.0	
PUGET SOUND	11/08/18	*	26	4-6	.667	1-2	.500	0-0	.000	0	2	2	1.5	2	1	0	0	0	9	5.5	
BRYANT	11/11/18	*	26	3-13	.231	1-7	.143	1-2	.500	3	4	7	3.3	1	0	2	0	1	8	6.3	
WASHINGTON ST.	11/14/18	*	36	7-15	.467	0-4	.000	1-2	.500	2	3	5	3.8	1	2	6	0	1	15	8.5	
SOUTHERN UTAH	11/18/18	*	31	6-13	.462	2-6	.333	2-2	1.000	0	1	1	3.2	2	0	5	0	1	16	10.0	
Totals			5	141	21-56	.375	4-22	.182	4-6	.667	5	11	16	3.2	8	3	14	0	3	50	10.0

Games played: 5
Minutes/game: 28.2
Points/game: 10.0
FG Pct: 37.5
3FG Pct: 18.2
FT Pct: 66.7

Rebounds/game: 3.2
Assists/game: 0.6
Turnovers/game: 2.8
Assist/turnover ratio: 0.2
Steals/game: 0.6

CAREER STATS

Year	GP-GS	Min/Avg	Total		3-Point		FT-FTA	Pct	Off-Def	Tot	Avg	PF-FO	Ast	TO	Blk	Stl	Pts/Avg
			FG-FGA	Pct	FG-FGA	Pct											
2015-16*	30-25	997/33.2	116-272	.426	39-106	.368	90-129	.698	26-81	107	3.6	82-0	54	79	6	22	361/12.0
2016-17*	30-30	949/31.6	121-298	.406	39-115	.339	63-92	.685	28-74	102	3.4	89-5	53	94	7	22	344/11.5
2018-19	5-5	141/28.2	21-56	.375	4-22	.182	4-6	.667	5-11	16	3.2	8-0	3	14	0	3	50/10.0
TOTAL	5-5	141/28.2	21-56	.375	4-22	.182	4-6	.667	5-11	16	3.2	8-0	3	14	0	3	50/10.0
All*	65-60	2087/32.1	258-626	.412	82-243	.337	157-227	.692	59-166	225	3.5	179-5	110	187	13	47	755/11.6

* Statistics from prior team/school

SINGLE-GAME HIGHS

Points: 16, Southern Utah -- 11/18/18
Rebounds: 7, Bryant -- 11/11/18
Assists: 2, Washington St. -- 11/14/18
Steals: 1, Bryant -- 11/11/18 ; Washington St. -- 11/14/18 ; Southern Utah -- 11/18/18
FG made: 7, Washington St. -- 11/14/18
FG attempts: 15, Washington St. -- 11/14/18
3FG made: 2, Southern Utah -- 11/18/18
3FG attempts: 7, Bryant -- 11/11/18
FT made: 2, Southern Utah -- 11/18/18
FT attempts: 2, Bryant -- 11/11/18 ; Washington St. -- 11/14/18 ; Southern Utah -- 11/18/18



#25 Hundal, Anand

Opponent	Date	gs	min	Total		3-Pointers		Free throws		Rebounds				pf	a	t/o	blk	stl	pts	avg
				fg-fga	pct	3fg-fga	pct	ft-fga	pct	off	def	tot	avg							
at Stanford	11/06/18		13	5-6	.833	3-4	.750	0-0	.000	2	1	3	3.0	2	0	0	0	0	13	13.0
PUGET SOUND	11/08/18		7	2-3	.667	0-0	.000	0-1	.000	2	1	3	3.0	1	0	0	0	0	4	8.5
BRYANT	11/11/18		3	1-1	1.000	0-0	.000	0-0	.000	1	0	1	2.3	2	0	0	0	0	2	6.3
WASHINGTON ST.	11/14/18		4	0-1	.000	0-1	.000	0-0	.000	0	0	0	1.8	0	0	0	1	1	0	4.8
SOUTHERN UTAH	11/18/18		4	0-0	.000	0-0	.000	0-0	.000	0	1	1	1.6	0	0	0	0	0	0	3.8
Totals		0	31	8-11	.727	3-5	.600	0-1	.000	5	3	8	1.6	5	0	0	1	1	19	3.8

Games played: 5
 Minutes/game: 6.2
 Points/game: 3.8
 FG Pct: 72.7
 3FG Pct: 60.0
 FT Pct: 0.0

Rebounds/game: 1.6
 Steals/game: 0.2
 Blocks/game: 0.2

CAREER STATS

		Total		3-Point		Rebounds											
Year	GP-GS	Min/Avg	FG-FGA	Pct	FG-FGA	Pct	FT-FTA	Pct	Off-Def	Tot	Avg	PF-FO	Ast	TO	Blk	Stl	Pts/Avg
2018-19	5-0	31/6.2	8-11	.727	3-5	.600	0-1	.000	5-3	8	1.6	5-0	0	0	1	1	19/3.8
TOTAL	5-0	31/6.2	8-11	.727	3-5	.600	0-1	.000	5-3	8	1.6	5-0	0	0	1	1	19/3.8

SINGLE-GAME HIGHS

Points: 13, at Stanford -- 11/06/18
 Rebounds: 3, at Stanford -- 11/06/18 ; Puget Sound -- 11/08/18
 Steals: 1, Washington St. -- 11/14/18
 Blocks: 1, Washington St. -- 11/14/18
 FG made: 5, at Stanford -- 11/06/18
 FG attempts: 6, at Stanford -- 11/06/18
 3FG made: 3, at Stanford -- 11/06/18
 3FG attempts: 4, at Stanford -- 11/06/18
 FT attempts: 1, Puget Sound -- 11/08/18



#35 Grigsby, Riley

Opponent	Date	gs	min	Total		3-Pointers		Free throws		Rebounds				pf	a	t/o	blk	stl	pts	avg
				fg-fga	pct	3fg-fga	pct	ft-fta	pct	off	def	tot	avg							
at Stanford	11/06/18		8	1-4	.250	0-2	.000	0-0	.000	1	0	1	1.0	4	0	0	0	1	2	2.0
PUGET SOUND	11/08/18		13	0-3	.000	0-1	.000	3-4	.750	0	0	0	0.5	0	0	0	1	0	3	2.5
BRYANT	11/11/18	*	14	0-1	.000	0-1	.000	0-0	.000	0	2	2	1.0	3	1	1	0	0	0	1.7
WASHINGTON ST.	11/14/18	*	17	1-2	.500	0-1	.000	3-4	.750	0	4	4	1.8	4	1	1	2	0	5	2.5
SOUTHERN UTAH	11/18/18	*	16	0-1	.000	0-0	.000	0-0	.000	0	1	1	1.6	3	0	0	0	0	0	2.0
Totals		3	68	2-11	.182	0-5	.000	6-8	.750	1	7	8	1.6	14	2	2	3	1	10	2.0

Games played: 5
 Minutes/game: 13.6
 Points/game: 2.0
 FG Pct: 18.2
 3FG Pct: 0.0
 FT Pct: 75.0

Rebounds/game: 1.6
 Assists/game: 0.4
 Turnovers/game: 0.4
 Assist/turnover ratio: 1.0
 Steals/game: 0.2
 Blocks/game: 0.6

CAREER STATS

Year	GP-GS	Min/Avg	Total		3-Point		FT-FTA	Pct	Off-Def	Tot	Avg	PF-FO	Ast	TO	Blk	Stl	Pts/Avg
			FG-FGA	Pct	FG-FGA	Pct											
2018-19	5-3	68/13.6	2-11	.182	0-5	.000	6-8	.750	1-7	8	1.6	14-0	2	2	3	1	10/2.0
TOTAL	5-3	68/13.6	2-11	.182	0-5	.000	6-8	.750	1-7	8	1.6	14-0	2	2	3	1	10/2.0

SINGLE-GAME HIGHS

Points: 5, Washington St. -- 11/14/18
 Rebounds: 4, Washington St. -- 11/14/18
 Assists: 1, Bryant -- 11/11/18 ; Washington St. -- 11/14/18
 Steals: 1, at Stanford -- 11/06/18
 Blocks: 2, Washington St. -- 11/14/18
 FG made: 1, at Stanford -- 11/06/18 ; Washington St. -- 11/14/18
 FG attempts: 4, at Stanford -- 11/06/18
 3FG attempts: 2, at Stanford -- 11/06/18
 FT made: 3, Puget Sound -- 11/08/18 ; Washington St. -- 11/14/18
 FT attempts: 4, Puget Sound -- 11/08/18 ; Washington St. -- 11/14/18



#41 Wall, Joe

Opponent	Date	gs	min	Total		3-Pointers		Free throws		Rebounds				pf	a	t/o	blk	stl	pts	avg
				fg-fga	pct	3fg-fga	pct	ft-fta	pct	off	def	tot	avg							
at Stanford	11/06/18		1	1-1	1.000	1-1	1.000	0-0	.000	0	0	0	0.0	0	0	0	0	0	3	3.0
PUGET SOUND	11/08/18		2	0-1	.000	0-1	.000	0-0	.000	0	0	0	0.0	1	0	0	0	0	0	1.5
BRYANT	11/11/18		1	0-0	.000	0-0	.000	0-0	.000	0	0	0	0.0	0	0	0	0	0	0	1.0
Totals		0	4	1-2	.500	1-2	.500	0-0	.000	0	0	0	0.0	1	0	0	0	0	3	1.0

Games played: 3

Minutes/game: 1.3

Points/game: 1.0

FG Pct: 50.0

3FG Pct: 50.0

CAREER STATS

Year	GP-GS	Min/Avg	Total		3-Point		FT-FTA	Pct	Off-Def	Tot	Avg	PF-FO	Ast	TO	Blk	Stl	Pts/Avg
			FG-FGA	Pct	FG-FGA	Pct											
2018-19	3-0	4/1.3	1-2	.500	1-2	.500	0-0	.000	0-0	0	0.0	1-0	0	0	0	0	3/1.0
TOTAL	3-0	4/1.3	1-2	.500	1-2	.500	0-0	.000	0-0	0	0.0	1-0	0	0	0	0	3/1.0

SINGLE-GAME HIGHS

Points: 3, at Stanford -- 11/06/18

FG made: 1, at Stanford -- 11/06/18

FG attempts: 1, at Stanford -- 11/06/18 ; Puget Sound -- 11/08/18

3FG made: 1, at Stanford -- 11/06/18

3FG attempts: 1, at Stanford -- 11/06/18 ; Puget Sound -- 11/08/18



2018-19 BOX SCORES

Official Basketball Box Score -- Game Totals -- Final Statistics Seattle U vs Stanford 11/06/18 7:00 pm at Stanford, CA (Maples Pavilion)

Seattle U 74 • 0-1

#	Player	Total		3-Ptr		Rebounds			PF	TP	A	TO	Blk	Stl	Min
		FG-FGA	FG-FGA	FT-FTA	FT-FTA	Off	Def	Tot							
01	Carter, Myles	r	2-5	0-1	2-5	1	2	3	5	6	0	2	1	0	18
05	Kavas, Matej	g	4-7	1-3	4-6	1	3	4	3	13	0	2	0	0	34
13	Means, Morgan	g	5-7	0-1	0-0	0	1	1	2	11	2	2	0	0	31
23	Brown, Terrell	g	6-15	0-1	4-6	3	3	6	1	16	4	2	0	0	24
24	Jones, Delante	g	1-9	0-3	0-0	0	1	1	2	2	0	1	0	0	22
00	McDowell, Dashawn		2-7	0-0	0-0	1	2	3	4	4	0	0	0	1	19
02	Burke, Ian		0-0	0-0	1-2	1	0	1	0	1	0	0	0	0	3
10	Nettles, Aaron		0-1	0-1	0-0	0	0	0	2	0	0	1	0	0	9
11	Economou, Rip		1-2	0-1	0-0	0	0	0	0	2	0	0	0	0	5
12	Da Campo, Mattia		0-0	0-0	1-2	1	2	3	0	1	1	0	0	0	4
14	Vail, Matt		0-0	0-0	0-0	0	0	0	0	0	0	0	0	0	1
15	Hopkins, Trey		0-0	0-0	0-0	0	0	0	0	0	0	0	0	0	6
25	Hundal, Anand		5-6	3-4	0-0	2	1	3	2	13	0	0	0	0	13
35	Grigsby, Riley		1-4	0-2	0-0	1	0	1	4	2	0	0	0	1	8
41	Wall, Joe		1-1	1-1	0-0	0	0	0	0	3	0	0	0	0	1
Team						1	3	4				1			
Totals			28-64	6-18	12-21	12	18	30	25	74	7	11	1	2	198
FG % 1st Half: 14-28		50.0%	2nd half: 14-36		38.9%	Game: 28-64		43.8%	Deadball						
3FG % 1st Half: 4-7		57.1%	2nd half: 2-11		18.2%	Game: 6-18		33.3%	Rebounds						
FT % 1st Half: 4-6		66.7%	2nd half: 8-15		53.3%	Game: 12-21		57.1%	4,1						

Stanford 96 • 2-0

#	Player	Total		3-Ptr		Rebounds			PF	TP	A	TO	Blk	Stl	Min
		FG-FGA	FG-FGA	FT-FTA	FT-FTA	Off	Def	Tot							
00	KZ Okpala	r	8-12	2-2	11-13	1	9	10	2	29	5	3	3	1	36
13	Oscar Da Silva	g	2-3	0-1	0-0	1	5	6	3	4	2	3	1	1	21
20	Josh Sharma	c	3-7	0-0	2-2	1	4	5	3	8	1	1	1	0	13
01	Daejon Davis	g	4-7	1-1	6-7	0	0	0	4	15	2	2	0	0	21
23	Cormac Ryan	g	5-8	5-6	1-1	3	4	7	2	16	1	1	0	2	33
04	Isaac White		0-1	0-1	2-2	0	0	0	1	2	0	1	0	0	6
11	Jaiden Delaire		3-7	2-3	0-0	0	5	5	8	0	2	0	0	1	25
14	Marcus Sheffield		2-5	1-1	5-6	1	0	1	1	10	1	0	0	0	20
15	Rodney Herenton		0-0	0-0	0-0	0	0	0	0	0	0	0	0	0	3
32	Lukas Kisunas		1-3	0-0	0-0	1	0	1	2	2	0	0	0	0	5
33	Trevor Stanback		1-3	0-0	0-2	1	2	3	0	2	0	0	0	0	17
Team						3	0	3							
Totals			29-56	11-15	27-33	10	28	38	23	96	12	13	6	4	200
FG % 1st Half: 11-26		42.3%	2nd half: 18-30		60.0%	Game: 29-56		51.8%	Deadball						
3FG % 1st Half: 3-4		75.0%	2nd half: 8-11		72.7%	Game: 11-15		73.3%	Rebounds						
FT % 1st Half: 15-21		71.4%	2nd half: 12-12		100.0	Game: 27-33		81.8%	4,1						

Officials: Technical fouls: Seattle U-None. Stanford-None.
Attendance: 3365
2018-19 Men's Basketball. Round: 0. Seattle U vs Stanford. Played at .

Score by periods	1st	2nd	Total
Seattle U	36	38	74
Stanford	40	56	96

Official Basketball Box Score -- Game Totals -- Final Statistics Bryant vs Seattle U 11/11/18 7:00 pm at Kent, WA (accesso ShoWare Center)

Bryant 59 • 0-2

#	Player	Total		3-Ptr		Rebounds			PF	TP	A	TO	Blk	Stl	Min
		FG-FGA	FG-FGA	FT-FTA	FT-FTA	Off	Def	Tot							
01	Juan Cardenas	r	0-3	0-1	1-2	0	4	4	3	1	0	0	1	1	20
25	Patrick Harding	r	1-3	0-0	0-0	0	6	6	2	2	0	1	1	1	17
03	Byron Hawkins	g	5-12	2-7	7-10	0	1	1	1	19	1	1	0	1	34
11	Adam Grant	g	5-14	2-8	0-0	3	1	4	2	12	1	5	1	2	33
22	Joe Kasperzyk	g	3-6	0-2	3-3	0	0	0	5	9	1	3	1	2	19
02	Brandon Carroll		0-0	0-0	1-2	0	1	1	1	0	0	0	0	2	4
10	Taylor McHugh		1-3	1-3	0-0	1	1	2	1	3	4	1	0	0	27
13	Monty Urmilevicius		0-0	0-0	2-2	1	3	4	0	2	0	1	0	0	8
14	Kyle Cardaci		0-3	0-3	2-2	0	3	3	3	2	0	0	0	0	9
21	Tanner Johnson		0-2	0-2	0-0	0	0	0	1	0	0	1	0	0	11
54	Sebastian Townes		2-5	0-0	4-4	1	2	3	5	8	0	0	0	0	18
Team						0	0	0							
Totals			17-51	5-26	20-25	6	22	28	24	59	7	13	4	9	200
FG % 1st Half: 9-27		33.3%	2nd half: 8-24		33.3%	Game: 17-51		33.3%	Deadball						
3FG % 1st Half: 2-11		18.2%	2nd half: 3-15		20.0%	Game: 5-26		19.2%	Rebounds						
FT % 1st Half: 4-4		100.0	2nd half: 16-21		76.2%	Game: 20-25		80.0%	3,2						

Seattle U 82 • 2-1

#	Player	Total		3-Ptr		Rebounds			PF	TP	A	TO	Blk	Stl	Min
		FG-FGA	FG-FGA	FT-FTA	FT-FTA	Off	Def	Tot							
01	Carter, Myles	r	10-17	1-1	4-6	6	5	11	4	25	2	3	3	0	33
05	Kavas, Matej	g	2-9	1-5	0-0	1	3	4	3	5	1	0	0	2	28
13	Means, Morgan	g	7-13	2-5	5-7	0	8	8	2	21	3	3	0	0	37
24	Jones, Delante	g	3-13	1-7	1-2	3	4	7	1	8	0	2	0	1	26
35	Grigsby, Riley	g	0-1	0-1	0-0	0	2	2	3	0	1	1	0	0	14
00	McDowell, Dashawn		0-0	0-0	0-0	0	1	1	0	0	0	1	0	0	6
02	Burke, Ian		0-0	0-0	3-4	0	1	1	2	3	0	2	0	1	4
10	Nettles, Aaron		2-3	2-3	0-0	0	1	1	0	6	0	0	0	1	15
11	Economou, Rip		0-0	0-0	0-0	0	0	0	1	0	0	0	0	0	3
12	Da Campo, Mattia		0-0	0-0	0-0	0	1	1	0	0	0	0	0	0	3
14	Vail, Matt		0-0	0-0	0-0	0	0	0	0	0	0	0	0	0	1
15	Hopkins, Trey		0-2	0-0	0-0	1	0	1	0	0	0	1	0	1	4
23	Brown, Terrell		5-6	0-0	2-4	1	2	3	5	12	3	0	0	2	22
25	Hundal, Anand		1-1	0-0	0-0	1	0	1	2	2	0	0	0	0	3
41	Wall, Joe		0-0	0-0	0-0	0	0	0	0	0	0	0	0	0	1
Team						0	0	0							
Totals			30-65	7-22	15-23	13	28	41	23	82	10	13	3	8	200
FG % 1st Half: 14-34		41.2%	2nd half: 16-31		51.6%	Game: 30-65		46.2%	Deadball						
3FG % 1st Half: 2-9		22.2%	2nd half: 5-13		38.5%	Game: 7-22		31.8%	Rebounds						
FT % 1st Half: 3-5		60.0%	2nd half: 12-18		66.7%	Game: 15-23		65.2%	6,2						

Officials: Jimmy Casas, Greg Nixon, Mark Cook
Technical fouls: Bryant-None. Seattle U-None.
Attendance: 1236
2018-19 Men's Basketball. Round: 0. Bryant vs Seattle U. Played at .

Score by periods	1st	2nd	Total
Bryant	24	35	59
Seattle U	33	49	82

Last FG - BRYANT 2nd-01:45, SU 2nd-04:17.
Largest lead - BRYANT None, SU by 29 2nd-04:17.
BRYANT led for 00:00, SU led for 36:01. Game was tied for 03:59.

In	Off	2nd	Fast	Bench
Points	Paint	T/O	Chance	Break
18	10	4	20	3
SU	44	10	3	16

Score tied - 2 times.
Lead changed - 0 times.

Official Basketball Box Score -- Game Totals -- Final Statistics Puget Sound vs Seattle U 11/08/18 7:00 pm at Seattle, WA (Redhawk Center)

Puget Sound 67

#	Player	Total		3-Ptr		Rebounds			PF	TP	A	TO	Blk	Stl	Min
		FG-FGA	FG-FGA	FT-FTA	FT-FTA	Off	Def	Total							
24	Zion Shepherd	f	5-11	0-0	3-4	2	1	3	2	13	0	2	2	2	22
10	Isaiiah Roberts	c	4-12	1-3	5-6	1	0	8	4	14	2	5	0	3	33
21	Jimmy Wholer	a	5-20	1-10	0-0	2	0	2	2	11	0	3	0	1	13
25	Max Basile	e	1-5	1-2	4-4	1	5	6	7	0	4	0	1	25	
33	Gabriel Chalkin	g	4-6	0-1	5-7	1	1	2	3	13	0	1	0	1	23
00	Kajahl Dillingham		0-0	0-0	2-2	0	0	0	0	2	0	0	0	0	5
01	Cal Hansen		1-2	0-0	2-2	0	3	3	0	4	1	0	0	0	21
05	Zach Gelacio		1-3	0-1	1-2	1	0	1	2	3	0	2	0	0	17
22	Josh McMillan		0-0	0-0	0-0	0	2	2	2	0	0	0	0	0	7
30	Isaiiah Africano		0-0	0-0	0-0	0	1	1	5	0	0	1	0	0	10
32	Griffin Webb		0-0	0-0	0-0	0	1	1	0	0	0	0	0	0	3
Team			21-59	3-17	22-27	8	21	29	24	67	3	18	2	8	199
Totals															
FG % 1st Half: 10-31		32.3%	2nd half: 11-28		39.3%	Game: 21-59		35.6%	Deadball Rebounds						
3FG % 1st Half: 2-8		25.0%	2nd half: 1-9		11.1%	Game: 3-17		17.6%							
FT % 1st Half: 4-4		100.0	2nd half: 18-23		78.3%	Game: 22-27		81.5%	2,1						



Official Basketball Box Score -- Game Totals -- Final Statistics
Southern Utah vs Seattle U
 11/18/18 2:00 pm at Seattle, WA (Redhawk Center)

Southern Utah 73 • 2-0

#	Player		Total	3-Ptr	Rebounds			PF	TP	A	TO	Blk	Stl	Min
			FG-FGA	FG-FGA	FT-FTA	Off	Def							
25	Dwayne Morgan	r	3-8	1-4	0-0	0	5	5	3	7	0	3	1	27
32	Andre Adams	r	6-14	0-3	3-4	2	6	8	2	15	0	1	0	30
03	Jason Richardson	g	0-5	0-0	2-3	1	1	2	1	2	1	2	0	16
04	Dre Marin	g	2-4	1-2	3-4	0	1	1	1	8	2	0	0	37
23	Cameron Oluyitan	g	5-10	1-3	4-4	0	2	2	0	15	1	3	1	34
02	Brandon Better		3-7	2-2	5-5	1	1	2	1	13	0	0	0	13
10	Jacob Calloway		0-0	0-0	1-2	0	2	2	0	1	0	0	0	10
15	Harrison Butler		3-4	0-0	3-5	2	6	8	3	9	1	2	0	23
22	Ivan Madunic		1-3	1-2	0-0	0	5	5	2	3	1	0	1	10
Team						1	6	7						
Totals			23-55	6-16	21-27	7	35	42	13	73	6	11	3	200

FG % 1st Half: 10-29 34.5% 2nd half: 13-26 50.0% Game: 23-55 41.8% Deadball
 3FG % 1st Half: 3-11 27.3% 2nd half: 3-5 60.0% Game: 6-16 37.5% Rebounds
 FT % 1st Half: 12-14 85.7% 2nd half: 9-13 69.2% Game: 21-27 77.8% 3

Seattle U 70 • 3-2

#	Player		Total	3-Ptr	Rebounds			PF	TP	A	TO	Blk	Stl	Min
			FG-FGA	FG-FGA	FT-FTA	Off	Def							
01	Carter, Myles	r	7-10	0-0	0-5	2	5	7	3	14	2	1	3	25
05	Kavas, Matej	g	5-13	2-7	0-0	1	6	7	2	12	0	3	0	32
13	Means, Morgan	g	5-15	3-7	1-1	4	3	7	5	14	2	0	0	39
24	Jones, Delante	g	6-13	2-6	2-2	0	1	1	2	16	0	5	0	31
35	Grigsby, Riley	g	0-1	0-0	0-0	0	1	1	3	0	0	0	0	16
10	Nettles, Aaron		3-5	3-5	0-0	0	2	2	3	9	2	0	0	17
12	Da Campo, Mattia		0-2	0-0	0-0	0	0	0	0	0	0	1	0	4
23	Brown, Terrell		2-10	1-1	0-0	1	6	7	4	5	9	1	2	32
25	Hundal, Anand		0-0	0-0	0-0	0	1	1	0	0	0	0	0	4
Team						2	3	5						
Totals			28-69	11-26	3-8	10	28	38	22	70	15	11	5	200

FG % 1st Half: 13-33 39.4% 2nd half: 15-36 41.7% Game: 28-69 40.6% Deadball
 3FG % 1st Half: 4-11 36.4% 2nd half: 7-15 46.7% Game: 11-26 42.3% Rebounds
 FT % 1st Half: 1-1 100.0 2nd half: 2-7 28.6% Game: 3-8 37.5% 1

Officials: Frank Harvey III, Michael Irving, Verne Harris
 Technical fouls: Southern Utah-None. Seattle U-None.

Attendance: 999

2018-19 Men's Basketball. Round: 0. Seattle U vs Southern Utah. Played at .

Score by periods	1st	2nd	Total
Southern Utah	35	38	73
Seattle U	31	39	70