

SEATTLE UNIVERSITY | 2022-23 Men's Basketball Game Notes



2022-23 SCHEDULE

| | | |
|----------------|--|------------------|
| Nov. 7 | at UC San Diego | W, 85-71 |
| NOV. 9 | PUGET SOUND ^ | W, 106-55 |
| NOV. 13 | PORTLAND STATE ^ | W, 83-71 |
| Nov. 19 | at Portland | 5:00 PM |
| NOV. 23 | PACIFIC LUTHERAN ^ | 7:00 PM |
| Nov. 28 | at Washington | 7:00 PM |
| NOV. 30 | CAL STATE FULLERTON ! | 7:00 PM |
| Dec. 10 | at North Dakota | 1:00 PM |
| Dec. 15 | at Oregon State | 7:30 PM |
| DEC. 18 | ALCORN STATE ^ | 3:00 PM |
| Dec. 22-25 | at Diamond Head Classic (Oahu, Hawaii) | |
| Dec. 22 | Utah State | 2:00 PM |
| Dec. 23 | SMU/Iona | 1:30/4:00 PM |
| Dec. 25 | Hawaii/WSU/GWU/Pepp | TBD |
| DEC. 31 | CALIFORNIA BAPTIST * ^ | 3:00 PM |
| Jan. 5 | at UTRGV * | 4:30 PM |
| Jan. 7 | at UT Arlington * | 2:00 PM |
| JAN. 12 | NM STATE * ! | 7:00 PM |
| Jan. 14 | at Utah Valley * | 5:00 PM |
| JAN. 19 | TARLETON STATE * ^ | 7:00 PM |
| JAN. 21 | SOUTHERN UTAH * ^ | 3:00 PM |
| Jan. 26 | at Sam Houston * | 4:30 PM |
| Jan. 28 | at Stephen F. Austin * | 2:30 PM |
| FEB. 1 | ABILENE CHRISTIAN * ! | 7:00 PM |
| Feb. 4 | at NM State * | 6:00 PM |
| FEB. 8 | UTAH TECH * ! | 7:00 PM |
| FEB. 11 | GRAND CANYON * ^ | 7:00 PM |
| Feb. 15 | at California Baptist * | 7:00 PM |
| FEB. 18 | UTAH VALLEY * ^ | 5:00 PM |
| Feb. 24 | at Grand Canyon * | 6:00 PM |
| Mar. 1 | at Utah Tech * | 6:00 PM |
| MAR. 3 | UT ARLINGTON * ^ | 7:00 PM |
| Mar. 8-12 | at WAC Championship | |

! HOME GAME played at Climate Pledge Arena

^ HOME GAME played at the Redhawk Center

* Western Athletic Conference game

All times listed are Pacific

All dates and times subject to change

All games broadcast on KXSU 102.1 FM

Complete schedule information at GoSeattleU.com/MBB

GAME 3: SEATTLE U vs PORTLAND STATE

GAMEDAY ROUND-UP

Seattle University Redhawks (3-0, 0-0 WAC) vs. Portland Pilots (4-1, 0-0 WCC)

Saturday, Nov. 19, 2022 • 5:00 PM PT

Chiles Center • Portland, OR

WATCH: WCC Network (wccsports.com)

LISTEN: KXSU 102.1 FM (kxsu.org) Russell Brown (PxP)

LIVE STATS: GoSeattleU.com

ON TAP

Seattle U men's basketball takes its 3-0 record back out on the road this week, traveling to face University of Portland on Saturday, Nov. 19. Tip off from the Chiles Center is set for 5 p.m.

QUICK HITS

- Seattle U led wire-to-wire in an 83-71 win over Portland State on Sunday, Nov. 13 at the Redhawk Center for a third consecutive victory to start the season.
- Seattle U last started a season 3-0 in 2020-21, while the last 4-0 start to a season dates back to 2007-08 (the final year competing as a Division II member) when the Redhawks ultimately went 6-0 before dropping a game.
- Cameron Tyson led the Redhawks with 32 points, including eight three pointers, against the Vikings for his second consecutive 30-point outing.
- Tyson was named WAC Player of the Week for his performances during the opening week of play, which included averaging 33.5 points, 7.5 threes and 5.5 rebounds per game. He shot better than 56% from the field, including 8-for-13 (55.6%) from three.
- Also in double figures versus the Vikings were Paris Dawson (18 points), Alex Schumacher (13 points) and Seyi Reiley (12 points).
- The Redhawks had 11 threes in the win over the Vikings, marking their third straight game with double-digit threes.

ABOUT THE SERIES VS PORTLAND

While the series dates back to the 1940s, Seattle U and Portland have a storied history as Pacific Northwest rivals. Seattle U holds a 76-31 all-time record over the Pilots. The teams have eight meetings in the Redhawks' modern day Division I era, including five straight wins for SU heading into this year's matchup.

PROJECTED STARTING LINEUP

| POS. | NO. | NAME | YR | HT | PPG | RPG | NOTABLES |
|------|-----|-------------------|-------|------|------|-----|--|
| G | 0 | Alex Schumacher | Jr. | 6-3 | 12.3 | 4.7 | 13 points, 5 assists versus Portland State |
| G | 5 | Cameron Tyson | RJr. | 6-2 | 33.5 | 5.5 | 32 points, including 8 3s, versus Portland State |
| F | 11 | Riley Grigsby | Sr. | 6-6 | 7.0 | 1.5 | 14 points in season opener at UCSD |
| F | 15 | Emeka Udenyi | Sr. | 6-6 | 6.0 | 6.3 | 8 pts, 8 reb, 3 assists vs Puget Sound |
| F | 25 | Brandon Chatfield | R-So. | 6-10 | 6.0 | 6.5 | 6 points, 8 rebounds vs Portland State |

OFF THE BENCH

| | | | | | | | |
|---|----|-----------------------|-------|-----|------|------|---|
| G | 1 | Vasja Pandža | So. | 6-8 | 5.0* | 2.9* | 26 appearances, 1 start in 2021-22 |
| G | 2 | Paris Dawson | So. | 6-2 | 13.0 | 4.0 | Season-high 18 points, 6 rebounds vs Portland State |
| G | 10 | Aljaylo Lloyd | Jr. | 6-2 | 9.0 | 1.0 | 21 points, 5-7 3s, vs Puget Sound |
| G | 12 | Brody Nunn | RFr. | 6-1 | 11.0 | 2.0 | 11 points, 3-6 3s, in collegiate debut vs Puget Sound |
| G | 13 | Dominic Penn | R-So. | 6-2 | 1.0 | 4.0 | 1 pt, 4 reb, 2 assists vs Puget Sound |
| F | 14 | Louis Grante-Halliday | Fr. | 6-7 | — | — | Averaged 18 pts, 8 reb at Eastside Catholic HS |
| G | 21 | Viktor Rajković | So. | 6-6 | 2.3 | 5.3 | 4 pts, 11 reb, 2 stls vs Puget Sound |
| F | 23 | Seyi Reiley | Jr. | 6-6 | 9.0 | 5.3 | 12 points, 5 rebounds vs Portland State |
| F | 33 | Kobe Williamson | So. | 6-8 | 2.3 | 3.3 | 5 pts, 1 reb, 2 assists vs Puget Sound |
| G | 35 | Matthew Levis | So. | 6-1 | 2.5 | 1.0 | 5 pts, 2 reb vs Puget Sound |
| G | 41 | Jaren Nafarrete | RSo. | 5-7 | 15.0 | 1.0 | Career high 15 pts, 3 stls vs Puget Sound |
| F | 45 | Clancy Bird | RFr. | 6-9 | — | — | Redshirt in 2021-22 |

*stats from 2021-22



UNIVERSITY INFORMATION

Location: Seattle, Wash.
 Founded: 1891
 Chartered: 1898
 Enrollment: 7,268 (4,301 undergrad)
 Nickname: Redhawks
 Colors: Red and White
 Affiliation: NCAA Division I
 Conference: Western Athletic Conference
 Home Facility (capacity):
 Redhawk Center (999)
 Climate Pledge Arena (9,000)
 President: Eduardo Peñalver
 Director of Athletics: Shaney Fink
 Athletic Ticket Office: 206-398-GOSU (4678)

COACHING STAFF

Head Coach

Chris Victor (Concordia Irvine '04)
 Second year (6th overall)
 Record at Seattle: 26-9
 Career Record: 129-48

Associate Head Coach

Alex Pribble (Cal '07) - Fourth year

Assistant Coach

Justin Bradley (Guilford College '13) - First Year

Assistant Coach

D'Marques Tyson (Portland '18) - Second year

Director of Operations

Matt Jones (Trinity '18) - Third year

Director of Player Development

Steven Shpreyregin (WSU '19) - Second year

Director of Player Personnel

Patrick Mulligan (Gonzaga) - Fifth year

TEAM FACTS

2021-22 Record: 23-9
 2021-22 WAC Record/Finish: 14-4/T-1st
 Letterwinners Returning/Lost: 9/6
 Starters Returning/Lost: 4/1
 Redshirts: 2
 Newcomers: 6
 2021-22 Postseason Result: WAC Tournament Semifinals

MEDIA CONTACT

Assoc AD for Strategic Comm/MBB Contact: Sarah Finney
 Office Phone: (206) 296-5915
 Cell Phone: (206) 445-2237
 Email: finneysa@seattleu.edu
 Athletic Website: www.GoSeattleU.com
 Mailing Address:
 Seattle University, 901 12th Ave., PO Box 222000,
 Seattle, WA 98122

MATCH UP HISTORY

Seattle U (3-0, 0-0 WAC) vs
 Portland (4-1, 0-0 WCC)

ALL-TIME: SU leads 76-31

HOME: SU leads 42-8

AWAY: SU leads 34-23

NEUTRAL: NA

LAST: SU 84, UP 68 (Dec. 30, 2020)

STREAK: SU won 5

LAST 10

- 12/30/20 - **SU 84**, UP 68 (at SU)
- 11/25/20 - **SU 84**, UP 72 (at UP)
- 12/7/19 - **SU 73**, UP 71 (at SU)
- 12/17/18 - **SU 67**, UP 56 (at UP)
- 12/16/17 - **SU 89**, UP 76 (at SU)
- 2/5/11 - **SU 55**, **UP 71** (at SU)
- 11/17/09 - **SU 81**, **UP 98** (at UP)
- 1/4/09 - **SU 67**, **UP 71** (at UP)
- 11/23/05 - **SU 88**, UP 85 (at UP)
- 11/27/04 - **SU 54**, **UP 73** (at UP)

The teams last met during the shortened 2020-21 season, facing off twice. They met in the delayed season opener on Nov. 25 with Seattle U claiming an 84-72 victory at the Chiles Center. Riley Grigsby poured in 28 points and Darrion Trammell added 17 points and nine assists.

Just over a month later on Dec. 30, the Redhawks closed out the calendar year with an 84-68 win over the Pilots at the Redhawk Center. Trammell had 25 points and 13 assists, while Grigsby (22p, 10r) and Jared Pearre (18p, 10r) each added a double-double as well.

COACHING CONNECTIONS

Seattle U head coach Chris Victor and Portland head coach Shantay Legans once coached alongside each other, both serving on Jim Hayford's staff at Eastern Washington during the 2015-16 and 2016-17 seasons. In addition, Seattle U Associate Head Coach Alex Pribble and Legans roamed the EWU sidelines together during the 2013-14 and 2014-15 seasons.

Seattle U assistant coach D'Marques Tyson has his own ties to University of Portland, as he played for the Pilots from 2014-18, departing as UP's all-time leader in three-pointers.

GRIGSBY EYES LONGEVITY RECORDS

A rare fifth-year senior thanks to the extra year of eligibility allowed due to the COVID-19 pandemic, Riley Grigsby will look to become Seattle U's all-time leader in games played in this season. Through two game played this season, Grigsby has appeared in 107 games, 17 shy of the all-time record held by William Powell (2014-17).

Grigsby also sits in third with 2,845 minutes played, trailing No. 2 Powell (3,178 minutes) and all-time leader Morgan Means (2017-20, 3,737 minutes), who has returned to the program as a graduate assistant this year.

REDHAWK RUNDOWN

- Seattle U won its sixth straight home opener with a 106-55 final over University of Puget Sound on Nov. 9 at the Redhawk Center.
- Seattle U won its fourth consecutive season opener, downing the Tritons of UC San Diego, 85-71, on Nov. 7.

SAN FRANCISCO ON MY MIND

Over the past three seasons, Seattle U has found a hotbed of talent who began their collegiate careers at City College of San Francisco. A total of five players have gone from the Rams' program to the Redhawks. In 2022-23, junior Seyi Reiley joins senior Emeka Udenyi on the Seattle U squad. Reiley, a Negri, Jamaica native, led the Rams to a CCCAA State Championship in 2021-22, while being named Coast Conference Player of the Year, Coast Conference Defensive Player of the Year and All-State. During his two years at CCSF, Reiley compiled a 60-1 record. Previous Rams-to-Redhawks included Darrion Trammell, Nate Robinson and Kyree Brown.

HANG LOOSE WITH THE REDHAWKS THIS CHRISTMAS

The Redhawks are headed to Hawaii for Christmas, taking part in the 2022 Hawaiian Airlines Diamond Head Classic Dec. 22-25. The tournament features eight teams with 12 games played over the four day stretch at the SimpliFi Arena at Stan Sheriff Center in Honolulu. This year marks the 13th edition of the Hawaiian Airlines Diamond Head Classic. Joining Seattle U in the 2022 field are George Washington (Atlantic 10), Iona (MAAC), Pepperdine (West Coast), SMU (American Athletic), Utah State (Mountain West), Washington State (Pac-12) and tournament host Hawaii (Big West).

The Redhawks open play on Thursday, Dec. 22 at 12 p.m. HT/2 p.m. PT against Utah State on ESPNU. They will move on to face either Iona or SMU on Friday, Dec. 23. Host Hawaii, Pepperdine, Washington State and George Washington fill out the other half of the bracket. The tournament's final games will be contested on Christmas Day, either on ESPN2 or ESPNU.



Additional information, including how to purchase tickets, can be found at hawaiianairlinesdiamondheadclassic.com.

PRESEASON HONORS

Cameron Tyson and Riley Grigsby were both named to the Preseason All-Western Athletic Conference Men's Basketball Teams, as voted on by the league's 13 head coaches. Tyson was selected to the eight-member First Team while Grigsby was selected to the eight-member Second Team.

A redshirt junior guard hailing from Bothell, Wash., Tyson is the Redhawks' top returning scorer, averaging 14.7 points to go with 5.2 rebounds per game in 2021-

22. He earned Second Team All-WAC and WAC All-Newcomer Team honors at the conclusion of last season. He led the WAC in three pointers made (105) and attempts (279), and was 10th in the nation in three-point field goals per game (3.2). Tyson also earned selection to the Media Preseason All-WAC Team, composed of eight members.

Grigsby, a guard/forward combo from San Jose, Calif., returns for a fifth season in 2022-23. He last earned Preseason All-WAC honors in 2021-22, and finished that season as a Second Team All-WAC selection, averaging 17.8 points and 5.2 rebounds per game. Last year, he averaged 12.8 points and 3.6 rebounds per game, while becoming the fifth Seattle U player to reach the 1,000 career-point mark in the modern Division I era.

WAC PRESEASON POLLS

In what is expected to be a highly-competitive conference, Seattle U was picked to finish sixth in the Preseason Coaches Poll and the Preseason Media Poll.

A HISTORIC 2021-22

The 2021-22 season was one for the ages as the Redhawks compiled one of the earned their first ever WAC regular season title and compiled a 23-9 overall record. The run through the banner year included a 9-4 non-conference record, 17-2 home record, 8-1 mark in a first season at Climate Pledge Arena and a nine-game win streak that included an 8-0 start to WAC play for the first time in 10 years competing in the league. The Redhawks took just 26 games to reach 20 wins, marking the 15th 20-win season in program history. The 23-win marker was last achieved in 1957-58, is fifth most for a season in program history and the most by a head coach in their first season at Seattle U.

The team would finish ranked first in the WAC in free-throw percentage (76.6) and three-point field goals (9.7 per game and 309 total), while also ranking second in scoring (74.8 ppg). Individually, Tyson finished first in three-point field goals (3.4 per game, 105 total) and Trammell was first in steals (2.5 per game, 78 total), second in assists (5.0 per game, 155 total) and fifth in scoring (17.3 ppg) and free-throw percentage (82.1).

Nationally, the Redhawks' finished the year ranked 13th in three-point field goals per game, 21st in free-throw percentage and 25th in total three pointers. Trammell and Tyson also finished ranked among the nation's best. Trammell was fifth in total steals and steals per game, 19th in free throws and 39th in assists per game. Tyson finished 10th in three-pointers per game and 12th in total threes.

Awards rolled in for both players and staff as Trammell and Tyson were both named First Team All-WAC. Trammell was also named to the WAC All-Defensive Team as well as NABC First Team All-District. Tyson also claimed WAC All-Newcomer Team honors. Victor was named the Don Haskins WAC Coach of the Year, NABC District 6 Coach of the Year, and was a finalist for both the Joe B. Hall Coach of the Year and Hugh Durham Coach of the Year awards.

The season culminated with a third WAC Tournament semifinals appearances in the past four tournaments. The Redhawks earned a final NET ranking of 129 and final KenPom ranking of 139, both massive jumps from final rankings of 236 (NET)/213 (KenPom) from 2020-21.

2022-23 NUMERICAL ROSTER

| NO. | NAME | POS | HT | WT | YR | HOMETOWN/PREVIOUS SCHOOL |
|-----|-----------------------|-----|------|-----|-------|---|
| 0 | Rip Economou | G | 6-8 | 190 | JR | Santa Monica, Calif./Santa Monica HS |
| 0 | Alex Schumacher | G | 6-3 | 185 | Jr. | Vancouver, Wash./Skyview HS/Saint Martin's |
| 1 | Vasja Pandža | G | 6-8 | 210 | So. | Leeds, England/The Hotchkiss School (CT) |
| 2 | Paris Dawson | G | 6-2 | 170 | So. | Carson, Calif./Centennial HS/Portland State |
| 5 | Cameron Tyson | G | 6-3 | 190 | R-Jr. | Bothell, Wash./Bothell HS/Idaho/Houston |
| 10 | Anjaylo Lloyd | G | 6-2 | 174 | Jr. | Seattle, Wash./Kentwood HS/Shorewood CC/Western Washington |
| 11 | Riley Grigsby | G/F | 6-6 | 220 | Sr. | San Jose, Calif./Archbishop Mitty HS |
| 12 | Brody Nunn | G | 6-1 | 175 | R-Fr. | Melbourne, Australia/Haileybury College |
| 13 | Dominic Penn | G | 6-2 | 170 | R-So. | Columbus, Ohio/Hamilton Heights Christian Academy/Washington |
| 14 | Louis Grante-Halliday | F | 6-7 | 215 | Fr. | London, England/Eastside Catholic HS (WA) |
| 15 | Emeka Udenyi | F | 6-6 | 225 | Sr. | Oakland, Calif./De La Salle HS/City College of San Francisco |
| 21 | Viktor Rajković | F | 6-6 | 220 | So. | Mill Valley, Calif./The Branson School/Golden State Prep |
| 23 | Seyi Reiley | F | 6-6 | 205 | Jr. | Negril, Jamaica/De La Salle North Catholic HS/City College of San Francisco |
| 25 | Brandton Chatfield | F | 6-10 | 240 | R-So. | Orofino, Idaho/Clarkston HS/Washington State |
| 33 | Kobe Williamson | F | 6-8 | 225 | So. | Melbourne, Australia/Haileybury College |
| 35 | Matthew Levis | G | 6-1 | 175 | So. | Portland, Ore./Jesuit HS |
| 41 | Jaren Nafarrete | G | 5-7 | 140 | R-So. | San Diego, Calif./Foothills Christian HS |
| 45 | Clancy Bird | F | 6-9 | 200 | R-Fr. | Sydney, Australia/St. Augustine's College |

COACHING STAFF

Head Coach: Chris Victor (Concordia Irvine '04) – Second year (Sixth overall)

Associate Head Coach: Alex Pribble (Cal '07) – Fourth year

Assistant Coach: Justin Bradley (Guilford College '13) – First year

Assistant Coach: D'Marques Tyson (Portland '18) – Second year

Director of Operations: Matt Jones (Trinity '18) – Third year

Director of Player Development: Steven Shpreyregin (Washington State, '18) – Second year

Director of Player Personnel: Patrick Mulligan (Gonzaga) – Fifth year

PRONUNCIATION GUIDE

#0 Alex Schumacher: Shoe-mah-ker

#1 Vasja Pandža: Vah-ss-jah Pan-jah

#10 Anjaylo Lloyd: An-jello

#13 Dominic Penn: Dominick

#15 Emeka Udenyi: Em-eck-ah Oooh-den-ee

#21 Viktor Rajkovic: Viktor Rai-koh-vich

#25 Brandton Chatfield: Brant-on

#35 Matthew Levis: Lev (like level) -iss (like hiss)

#41 Jaren Nafarrete: Jare (like air) -en Naf-are-eh-tee

D'Marques Tyson: Deh-marcus

Steven Shpreyregin: Spray-ray-gun



FUTURE REDHAWK

Seattle native Malek Gamma, a 6-8, 225-pound forward, has committed to the Redhawk program.

Gamma attended Ingraham High School for four years, graduating in spring of 2022. He is currently continuing his academics and athletics at Elite Prep for the 2022-23 year.

"We couldn't be happier that Malek chose to stay home and become a Redhawk," said Head Coach Chris Victor. "He has a tremendously bright future ahead of him and will have a great career in Seattle."

Gamma competed for the Rams of Ingraham HS during his sophomore year, and played all other seasons with Elite Prep, competing at top events around the nation. He helped lead Elite Prep to a win at UA Rise as part of the Under Armor Circuit. Additional previous club team experience includes Team Lavine (Adidas Gauntlet) for 15U, 16U and 17U.

Gamma has also been a student in the Running Start program, which allows 11th and 12th grade students to take college courses at Washington's 34 community and technical colleges. Students earn both high school and college credits for these courses, allowing him to enter Seattle U with an AA degree already completed.



FUTURE REDHAWK

Will Heimbrodt, a 6-7, 200-pound forward hailing from San Anselmo, Calif., has committed to the Seattle U program.

Heimbrodt attended Archie Williams High School in San Anselmo, Calif., graduating in 2022. He is taking a postgrad year in 2022-23, continuing his academics and athletics at Southern California Academy.

"We are very excited to have Will join our program," said Victor. "He is an excellent athlete who competes on both ends of the floor. He is just scratching the surface of his offensive potential and we look forward to his development. His high character and academic background make him a great fit for our basketball program and university."

Heimbrodt starred for the Falcons at Archie Williams HS, capping his career by being named Marin County Athletic League Player of the Year at the conclusion of his senior season in 2022. He averaged 19.5 points, 10.5 rebounds, 3.3 assists and 3.0 blocks as the Falcons advanced to the playoffs for the second time during his prep career.

Also named his team's Most Valuable Player his senior year, Heimbrodt notched a single-game high of 42 points in a win over Lincoln HS on Dec. 11, 2021.



HOME COURT ADVANTAGE

Seattle U went 17-2 at home last season, including a 9-1 mark at the Redhawk Center and 8-1 record at Climate Pledge Arena. Seattle U has compiled a 258-157 (.622) record in the Redhawk Center, including a 15-game winning streak that began Nov. 5, 2008 with a perfect 10-0 mark during the 2008-09 season. In 2017-18, the Redhawks went 9-1, in 2018-19, the Redhawks went 12-6 and in 2019-20 they were 9-3. In 2020-21, the Redhawks went 6-3.

GET YOUR TICKETS

Single-game tickets and season packages are available for purchase, including a limited number of full 14-game packages as well as a special four-game, Climate Pledge-only package. Season ticket holders receive exclusive access to special offers and always receive the best value. All ticket options may be purchased online at goseattleu.com/tix or over the phone at 206-398-GOSU.

UP NEXT

Seattle U returns to the Redhawk Center on Nov. 23 to host Pacific Lutheran at 7 p.m. The Redhawks then head up 15 to Alaska Airlines Arena to face Washington on Monday, Nov. 28.



FOLLOW THE REDHAWKS

HOW TO WATCH: Unless otherwise noted, all men's basketball home games will be video streamed on ESPN+. Additional broadcast details, and specific information regarding road games, can be found on the team schedule page at GoSeattleU.com/MBB.

RADIO: All Seattle U men's basketball games will be available on KXSU 102.1 FM in the Seattle area, and online at kxsu.org.

SOCIAL MEDIA: In addition to game broadcasts and coverage on GoSeattleU.com, fans are encouraged to follow and engage with the Redhawks on social media. The Redhawks can be found on Twitter, Instagram by searching @seattleumbb and on Facebook at facebook.com/seattleumbb.

DOWNLOAD THE GOSEATTLEU APP: Stay connected to your favorite teams with GoSeattleU, the official mobile app of Seattle U Athletics. Featuring real-time news alerts, schedules, exclusive multimedia content, gameday details and more, the new GoSeattleU app is free and compatible with both mobile and tablet iOS and Android devices. Through the app, Redhawk fans enjoy a personalized mobile experience with the ability to receive breaking news and score notifications for the teams they follow, shop for official Seattle U merchandise, donate, manage tickets and more. To download the app to your smartphone or tablet, visit the App Store or Google Play and search for "Seattle U Athletics."

INSIDE THE NUMBERS

| | |
|----------------------|-----|
| 2022-23 Record | 3-0 |
| Non-Conference | 3-0 |
| WAC | 0-0 |
| Home | 2-0 |
| Away | 1-0 |
| Neutral | 0-0 |
| In overtime | 0-0 |

| | |
|-------------------------------------|---------------------------------------|
| Current Streak | W3 |
| Last win | 11/13/22 vs. Portland State (83-71) |
| Last loss | 3/11/22 vs. Abilene Christian (76-78) |
| Current Home Streak | W3 |
| Last win | 11/13/22 vs. Portland State (83-71) |
| Last loss | 12/5/21 vs. VMI (82-89) |
| Current Road Streak | W2 |
| Last win | 11/7/22 at UC San Diego (85-71) |
| Last loss | 2/24/22 at UVU (52-67) |
| Current Neutral Streak | L2 |
| Last win | 3/11/21 vs. CBU (83-66) |
| Last loss | 3/11/22 vs. Abilene Christian (76-78) |

| | |
|------------------------|-----|
| Records When... | |
| November | 3-0 |
| December | 0-0 |
| January | 0-0 |
| February | 0-0 |
| March | 0-0 |

| | |
|-----------------|-----|
| Monday | 1-0 |
| Tuesday | 0-0 |
| Wednesday | 1-0 |
| Thursday | 0-0 |
| Friday | 0-0 |
| Saturday | 0-0 |
| Sunday | 1-0 |

| | |
|----------------------------|-----|
| Leading at halftime | 3-0 |
| Trailing at halftime | 0-0 |
| Tied at halftime | 0-0 |

| | |
|-----------------------------|-----|
| Scoring less than 60 | 0-0 |
| Scoring between 60-69 | 0-0 |
| Scoring between 70-79 | 0-0 |
| Scoring between 80-89 | 2-0 |
| Scoring 90 or more | 1-0 |

| | |
|------------------------------|-----|
| Allowing less than 60 | 1-0 |
| Allowing between 60-69 | 0-0 |
| Allowing between 70-79 | 2-0 |
| Allowing between 80-89 | 0-0 |
| Allowing 90 or more | 0-0 |

| | |
|---------------------------------|-----|
| Shooting below 30% | 0-0 |
| Shooting between 30-39.9% | 0-0 |
| Shooting between 40-44.9% | 1-0 |
| Shooting between 45-49.9% | 1-0 |
| Shooting between 50-54.9% | 1-0 |
| Shooting 55% or above | 0-0 |

| | |
|--|-----|
| Opponent shooting below 30% | 0-0 |
| Opponent shooting between 30-39.9% | 2-0 |
| Opponent shooting between 40-44.9% | 0-0 |
| Opponent shooting between 45-49.9% | 1-0 |
| Opponent shooting between 50-54.9% | 0-0 |
| Opponent shooting 55% or above | 0-0 |

| | |
|---|-----|
| More or same rebounds than opponent | 3-0 |
| Fewer rebounds than opponent | 0-0 |

| | |
|------------------------------------|-----|
| Game decided by 1-5 Points | 0-0 |
| Game decided by 6-10 Points | 0-0 |
| Game decided by 11-15 Points | 2-0 |
| Game decided by 16-20 Points | 0-0 |
| Game decided by 21+ Points | 1-0 |

| | |
|---|-----|
| SU has 0 players in double figures | 0-0 |
| SU has 1 players in double figures | 0-0 |
| SU has 2 players in double figures | 0-0 |
| SU has 3 players in double figures | 1-0 |
| SU has 4 players in double figures | 1-0 |
| SU has 5+ players in double figures | 1-0 |

| | |
|-----------------------------|-----|
| Wearing Black Jerseys | 1-0 |
| Wearing Grey Jerseys | 0-0 |
| Wearing Red Jerseys | 0-0 |
| Wearing White Jerseys | 2-0 |



THE LAST TIME SEATTLE U...

| | |
|--|---|
| Won at home..... | 11/13/22 vs. Portland State, 83-71 |
| Lost at home..... | 2/21/22 vs. NM State, 55-68 |
| Won on the road..... | 11/7/22 at UC San Diego, 85-71 |
| Lost on the road..... | 2/24/22 at Utah Valley, 52-67 |
| Won at a neutral site..... | 3/11/21 vs. California Baptist, 83-66 (Las Vegas) |
| Lost at a neutral site..... | 3/11/22 vs. Abilene Christian, 76-78 (Las Vegas) |
| Won five+ consecutive games..... | 9 in 2021-22 (12/22/21-1/29/22) |
| Won 10+ consecutive games..... | 10 in 2008-09 (1/13/09 - 2/27/09) |
| Won 20+ consecutive games..... | 26 in 1953-54 |
| Lost five+ consecutive games..... | 5 in 2018-19 (1/3/19 - 1/19/19) |
| Scored less than 50 points..... | 3/12/21 vs. GCU, 47-81 |
| Scored 80-89 points..... | 11/13/22 vs. Portland State, 83-71 |
| Scored 90-99 points..... | 1/17/22 at California Baptist, 92-85 (ot) |
| Scored 100+ points..... | 11/9/22 vs. Puget Sound, 106-55 |
| Won an overtime game..... | 1/17/22 at California Baptist, 92-85 (ot) |
| Lost an overtime game..... | 1/15/21 vs. Utah Valley, 92-93 (ot) |
| Defeated a nationally-ranked team..... | 1/12/74 vs. No. 16 UNLV, 82-64 |
| Lost to a nationally-ranked team..... | 12/17/19 at No. 22 Washington, 59-81 |
| Hosted a nationally-ranked team..... | 12/21/11 vs. No. 24 Virginia (L, 77-83) |
| Shot under 30% FG..... | 2/24/22 vs. Utah Valley, 27.4% (17-62) |
| Shot 30-39.9% FG..... | 2/21/22 vs. NM State, 31.3% (20-64) |
| Shot 40-49.9% FG..... | 11/13/22 vs. Portland State, 43.4% (23-53) |
| Shot 50-59.9% FG..... | 11/9/22 vs. Puget Sound, 50.7% (37-73) |
| Shot 60+% FG..... | 2/15/18 vs. UTRGV, 60.8% (31-52) |
| Had 50+ rebounds..... | 11/27/21 vs. St. Thomas, 51 |
| Made 10+ 3-Pointers..... | 11/13/22 vs. Portland State, 11 |

THE LAST TIME A SEATTLE U PLAYER...

| | |
|-----------------------------|--|
| Scored 25-29 points..... | 2/5/22, Darrion Trammell at NM State, 26 |
| Scored 30-39 points..... | 11/13/22, Cameron Tyson vs. Portland State, 32 |
| Scored 40-59 points..... | 11/28/09, Charles Garcia vs. Wofford, 41 |
| Scored 60+ points..... | 1/30/58, Elgin Baylor vs. Portland, 60 |
| Made 10+ field goals..... | 11/13/22, Cameron Tyson vs. Portland State, 10 |
| Made 5+ 3-pointers..... | 11/13/22, Cameron Tyson vs. Portland State, 8 |
| Had 10-15 rebounds..... | 11/9/22, Seyi Reiley vs. Puget Sound, 11 |
| | 11/9/22, Viktor Rajkovic vs. Puget Sound, 11 |
| Had 16-19 rebounds..... | 1/6/18, Aaron Menzies vs. Chicago State, 19 |
| Had 20+ rebounds..... | 2/15/97, Roger Hammond at Northwest College, 24 |
| Had a double-double..... | 11/9/22, Seyi Reiley vs. Puget Sound (13p, 11r) |
| Had a triple-double..... | 12/22/21, Emeka Udenyi vs. Northwest (11p, 12r, 10a) |
| Led team in pts. & rbs..... | 11/7/22, Cameron Tyson at UC San Diego (35p, 8r) |
| Shot 100% FG (min. 5)..... | 11/7/22, Emeka Udenyi at UC San Diego (5-5) |
| Shot 100% FT (min. 10)..... | 1/6/22, Darrion Trammell at Chicago State (12-12) |
| Had 10+ assists..... | 12/22/21, Emeka Udenyi vs. Northwest, 10 |
| Had 5+ steals..... | 12/12/21, Darrion Trammell vs. UC San Diego, 6 |
| Had 5+ blocks..... | 11/28/18, Myles Carter vs. Northwest, 7 |

STATISTICAL NOTEABLES

30-plus Points

35 Cameron Tyson at UC San Diego, 11/7/22

32 Cameron Tyson vs. Portland State, 11/13/22

20-plus Points

21 Anjaylo Lloyd vs. Puget Sound, 11/9/22

15-plus Rebounds

5-plus Assists

6 Emeka Udenyi at UC San Diego, 11/7/22

5 Alex Schumacher at UC San Diego, 11/7/22

5 Alex Schumacher vs. Portland State, 11/13/22

5-plus Steals

5-plus Blocks

11/9/22, Seyi Reiley vs. Puget Sound 13p, 11r

DOUBLE-DOUBLES



HEAD COACH CHRIS VICTOR



Amidst guiding Seattle University men's basketball through a historically successful season, Chris Victor was named the Redhawks' head coach, Director of Athletics Shaney Fink announced on March 1, 2022. Victor, who has served as interim head coach during the 2021-22 season, is the 18th head coach in Seattle University history.

Taking the helm of the program as interim head coach days

before the 2021-22 season began, Victor led the Redhawks to their first ever Western Athletic Conference regular season title and a 23-9 overall record. The run through the 2021-22 season included a 9-4 non-conference record, 17-2 home record and a nine-game win streak that included an 8-0 start to WAC play for the first time in 10 years competing in the league. Victor's Redhawks took just 26 games to reach 20 wins, marking the 15th 20-win season in program history. The 23-win marker was last achieved in 1957-58 and is the most wins by a Seattle U coach in their first season.

Victor was named Don Haskins WAC Coach of the Year and District 6 Coach of the Year following the 2021-22 season. He was also named a finalist for the 2022 Joe B. Hall and Hugh Durman Coach of the Year awards. The Joe B. Hall award is presented annually to the top first-year coach in Division I college basketball. The Hugh Durham award, is presented annually to the top Division I mid-major coach in college

basketball.

Victor served four seasons as an associate head coach at Seattle U beginning in 2017-18 when the Redhawks finished 20-14 overall, 16-3 on their home court, 8-6 in WAC play and earned a berth in the Collegiate Basketball Invitational (CBI). Seattle U returned to the postseason in 2018-19, competing in the CollegeInsider.com Postseason Tournament (CIT). The Redhawks combined for 26 wins over the shortened 2019-20 and 2020-21 seasons.

Prior to Seattle U, Victor served as an assistant coach at Eastern Washington for two seasons. His first season on the Eagle coaching staff was punctuated by Eastern's first-ever victory in a national postseason tournament as a member of NCAA Division I when the Eagles beat Pepperdine, 79-72, in the College Basketball Invitational. The Eagles went 22-12 and returned to the CBI in 2016-17.

Victor's first head coaching position was at Citrus College in Glendora, Calif., where he led the Owls of the Western State Conference and California Community College Athletic Association to 103 victories over five seasons. He won 73 percent of his games overall (103-39) and 73 percent in league play (44-16) with a pair of CCCAA Final Four appearances and one league title.

Victor spent four seasons as a top assistant at Concordia University in Irvine, Calif., under Head Coach Ken Ammann. In that span, Concordia went 118-23, won three out of four Golden State Athletic Conference Championships and made four-straight appearances in the NAIA National Tournament, including appearing in the national title game in 2006-07.

Prior to his coaching career, Victor was a decorated player at Concordia, playing a key role in helping the Eagles advance to the NAIA championship game in both 2003 and 2004. In the 2003 title game, Victor scored a season-high 26 points and dished out nine assists as he helped lead Concordia to its first national championship in program history. Victor helped his school to a 90-21 record, and is ranked in the top 10 all-time in points and 3-pointers, and is third all-time in assists and steals for Concordia.

He received his bachelor of arts degree in 2004 as a business marketing major with a mathematics minor. He earned his master's degree from Concordia in 2010 in coaching and athletic administration. Victor and his wife, Sara, have one son, Leo.

COACH VICTOR'S YEAR-BY-YEAR RESULTS

| YEAR | SCHOOL | OVERALL | PCT | CONFERENCE |
|---|----------------|---------------|-------------|--------------|
| 2009-10 | Citrus College | 29-3 | .906 | 12-0 |
| 2010-11 | Citrus College | 27-6 | .818 | 9-3 |
| 2011-12 | Citrus College | 28-2 | .933 | 12-0 |
| 2012-13 | Citrus College | 16-11 | .593 | 6-4 |
| 2013-14 | Citrus College | 16-9 | .640 | 8-4 |
| 2014-15 | Citrus College | 16-11 | .593 | 9-5 |
| <i>Totals at Citrus College (6 seasons)</i> | | <i>103-39</i> | <i>.725</i> | <i>56-16</i> |
| 2021-22 | Seattle U | 23-9 | .719 | 14-4 |
| <i>Totals at Seattle U (1 season)</i> | | <i>23-9</i> | <i>.719</i> | <i>14-4</i> |
| Total as Head Coach (6 seasons) | | 126-48 | .724 | 70-20 |




BROADCAST ROSTER



ALEX SCHUMACHER
6-3 • 185 • G • JR



VASJA PANDŽA
6-8 • 210 • G • SO



PARIS DAWSON
6-2 • 170 • G • SO



CAMERON TYSON
6-3 • 190 • G • R-JR



ANJAYLO LLOYD
6-2 • 174 • G • JR



RILEY GRIGSBY
6-6 • 220 • G/F • SR



BRODY NUNN
6-1 • 175 • G • R-FR



DOMINIQ PENN
6-2 • 170 • G • R-SO




LOUIS GRANTE-HALLIDAY
6-7 • 215 • F • FR



EMEKE UDENYI
6-6 • 225 • F • SR



VIKTOR RAJKOVIĆ
6-6 • 220 • F • SO




SEYI REILEY
6-6 • 205 • F • JR



BRANDTON CHATFIELD
6-10 • 240 • F • R-SO



KOBE WILLIAMSON
6-8 • 225 • G • SO



MATTHEW LEVIS
6-1 • 175 • G • SO



JAREN NAFARRETE
5-7 • 140 • G • R-SO



CLANCY BIRD
6-9 • 200 • F • R-FR



CHRIS VICTOR
HEAD COACH



ALEX PRIBBLE
ASSOCIATE HEAD COACH



JUSTIN BRADLEY
ASSISTANT COACH



D'MARQUES TYSON
ASSISTANT COACH



MATT JONES
DIRECTOR OF OPERATIONS



2022-23 Seattle U Men's Basketball
Combined Team Statistics
All games

Page 1/1
as of Nov 15, 2022

Game Records

| Record | Overall | Home | Away | Neutral |
|----------------|---------|------|------|---------|
| ALL GAMES | 3-0 | 2-0 | 1-0 | 0-0 |
| CONFERENCE | 0-0 | 0-0 | 0-0 | 0-0 |
| NON-CONFERENCE | 3-0 | 2-0 | 1-0 | 0-0 |

Score by Periods

| Team | 1st | 2nd | OT | TOT |
|-----------|-----|-----|----|-----|
| Seattle U | 137 | 137 | 0 | 274 |
| Opponents | 96 | 101 | 0 | 197 |

Team Box Score

| No. | Player | | | | Total | | 3-Point | | F-Throw | | Rebounds | | | | | | | | | | | | | | |
|-----------|--------------------|-------|-------|------|--------|-------|----------|------|---------|-------|----------|-----|-----|------|----|----|----|----|-----|-----|-----|------|--|--|--|
| | | GP-GS | MIN | AVG | FG-FGA | FG% | 3FG-3FGA | 3FG% | FT-FTA | FT% | OFF | DEF | TOT | AVG | PF | DQ | A | TO | BLK | STL | PTS | AVG | | | |
| 5 | TYSON, Cameron | 2-2 | 69:43 | 34.9 | 22-39 | .564 | 15-27 | .556 | 8-13 | .615 | 3 | 8 | 11 | 5.5 | 7 | 0 | 1 | 1 | 0 | 1 | 67 | 33.5 | | | |
| 41 | NAFARRETE, Jaren | 1-0 | 14:25 | 14.4 | 5-10 | .500 | 2-4 | .500 | 3-4 | .750 | 0 | 1 | 1 | 1.0 | 2 | 0 | 0 | 1 | 0 | 3 | 15 | 15.0 | | | |
| 2 | DAWSON, Paris | 2-0 | 36:36 | 18.3 | 8-16 | .500 | 1-5 | .200 | 9-10 | .900 | 1 | 7 | 8 | 4.0 | 4 | 0 | 2 | 4 | 0 | 2 | 26 | 13.0 | | | |
| 0 | SCHUMACHER, Alex | 3-3 | 88:03 | 29.3 | 13-39 | .333 | 3-15 | .200 | 8-15 | .533 | 2 | 12 | 14 | 4.7 | 6 | 0 | 13 | 8 | 0 | 2 | 37 | 12.3 | | | |
| 12 | NUNN, Brody | 1-0 | 16:53 | 16.9 | 3-6 | .500 | 3-6 | .500 | 2-2 | 1.000 | 0 | 2 | 2 | 2.0 | 0 | 0 | 1 | 1 | 0 | 0 | 11 | 11.0 | | | |
| 23 | REILEY, Seyi | 3-0 | 45:05 | 15.0 | 8-13 | .615 | 0-1 | .000 | 11-18 | .611 | 8 | 8 | 16 | 5.3 | 10 | 0 | 3 | 3 | 0 | 2 | 27 | 9.0 | | | |
| 10 | LLOYD, Anjaylo | 3-1 | 31:02 | 10.3 | 9-13 | .692 | 7-10 | .700 | 2-2 | 1.000 | 1 | 2 | 3 | 1.0 | 1 | 0 | 1 | 2 | 0 | 1 | 27 | 9.0 | | | |
| 11 | GRIGSBY, Riley | 2-2 | 46:14 | 23.1 | 4-12 | .333 | 4-9 | .444 | 2-2 | 1.000 | 2 | 1 | 3 | 1.5 | 5 | 0 | 2 | 2 | 2 | 1 | 14 | 7.0 | | | |
| 25 | CHATFIELD, Brandon | 2-2 | 35:33 | 17.8 | 3-3 | 1.000 | 0-0 | .000 | 6-8 | .750 | 8 | 5 | 13 | 6.5 | 7 | 1 | 4 | 2 | 3 | 2 | 12 | 6.0 | | | |
| 15 | UDENYI, Emeka | 3-3 | 71:05 | 23.7 | 9-12 | .750 | 0-0 | .000 | 0-0 | .000 | 3 | 16 | 19 | 6.3 | 4 | 0 | 9 | 5 | 1 | 3 | 18 | 6.0 | | | |
| 35 | LEVIS, Matthew | 2-0 | 18:41 | 9.3 | 2-6 | .333 | 1-4 | .250 | 0-0 | .000 | 2 | 0 | 2 | 1.0 | 0 | 0 | 1 | 3 | 0 | 1 | 5 | 2.5 | | | |
| 21 | RAJKOVIĆ, Viktor | 3-1 | 65:22 | 21.8 | 2-8 | .250 | 1-5 | .200 | 2-2 | 1.000 | 3 | 13 | 16 | 5.3 | 6 | 0 | 5 | 3 | 1 | 2 | 7 | 2.3 | | | |
| 33 | WILLIAMSON, Kobe | 3-1 | 47:20 | 15.8 | 2-10 | .200 | 1-4 | .250 | 2-2 | 1.000 | 2 | 8 | 10 | 3.3 | 4 | 0 | 5 | 1 | 1 | 2 | 7 | 2.3 | | | |
| 13 | PENN, Dominiq | 1-0 | 13:58 | 14.0 | 0-4 | .000 | 0-3 | .000 | 1-2 | .500 | 1 | 3 | 4 | 4.0 | 3 | 0 | 2 | 0 | 0 | 0 | 1 | 1.0 | | | |
| Team | | | | | | | | | | | 4 | 5 | 9 | | | | | 2 | | | | | | | |
| Total | | 3 | 600 | | 90-191 | .471 | 38-93 | .409 | 56-80 | .700 | 40 | 91 | 131 | 43.7 | 59 | 1 | 49 | 38 | 8 | 22 | 274 | 91.3 | | | |
| Opponents | | 3 | 600 | | 68-180 | .378 | 18-71 | .254 | 43-61 | .705 | 24 | 70 | 94 | 31.3 | 63 | 0 | 35 | 44 | 10 | 16 | 197 | 65.7 | | | |

Team Statistics

| | SU | OPP |
|------------------------|---------------|---------------|
| Scoring | 274 | 197 |
| Points per game | 91.3 | 65.7 |
| Scoring margin | +25.7 | - |
| Field goals-att | 90-191 | 68-180 |
| Field goal pct | .471 | .378 |
| 3 point fg-att | 38-93 | 18-71 |
| 3-point FG pct | .409 | .254 |
| 3-pt FG made per game | 12.7 | 6.0 |
| Free throws-att | 56-80 | 43-61 |
| Free throw pct | .700 | .705 |
| F-Throws made per game | 18.7 | 14.3 |
| Rebounds | 131 | 94 |
| Rebounds per game | 43.7 | 31.3 |
| Rebounding margin | +12.3 | - |
| Assists | 49 | 35 |
| Assists per game | 16.3 | 11.7 |
| Turnovers | 38 | 44 |
| Turnovers per game | 12.7 | 14.7 |
| Turnover margin | +2.0 | - |
| Assist/turnover ratio | 1.3 | 0.8 |
| Steals | 22 | 16 |
| Steals per game | 7.3 | 5.3 |
| Blocks | 8 | 10 |
| Blocks per game | 2.7 | 3.3 |
| Winning streak | 3 | - |
| Home win streak | 2 | - |
| Attendance | 1895 | 1386 |
| Home games-Avg/Game | 2-948 | 1-1386 |
| Neutral site-Avg/Game | - | 0-0 |

Team Results

| Date | Opponent | | Score | Att. |
|------------|-----------------|---|--------|------|
| 11/07/2022 | at UC San Diego | W | 85-71 | 1386 |
| 11/09/2022 | Puget Sound | W | 106-55 | 896 |
| 11/13/2022 | Portland St. | W | 83-71 | 999 |

**2022-23 Seattle U Men's Basketball
Season Schedule/Results & Leaders
All games**Page 1/1
as of Nov 15, 2022**Game Records**

| Record | Overall | Home | Away | Neutral |
|----------------|---------|------|------|---------|
| ALL GAMES | 3-0 | 2-0 | 1-0 | 0-0 |
| CONFERENCE | 0-0 | 0-0 | 0-0 | 0-0 |
| NON-CONFERENCE | 3-0 | 2-0 | 1-0 | 0-0 |

Team Results

| Date | Opponent | | Score | Att. | High Points | High Rebounds |
|------------|-----------------|---|--------|------|---------------------|------------------------|
| 11/07/2022 | at UC San Diego | W | 85-71 | 1386 | (35) TYSON, Cameron | (8) TYSON, Cameron |
| 11/09/2022 | Puget Sound | W | 106-55 | 896 | (21) LLOYD, Anjaylo | (11) RAJKOVIĆ, Viktor |
| | | | | | | (11) REILEY, Seyi |
| 11/13/2022 | Portland St. | W | 83-71 | 999 | (32) TYSON, Cameron | (8) CHATFIELD, Brandon |

Attendance Summary

| | Games | Attend | Avg/Game |
|--------------|----------|-------------|-------------|
| Home | 2 | 1895 | 948 |
| Away | 1 | 1386 | 1386 |
| Neutral | 0 | 0 | 0 |
| Total | 3 | 3281 | 1094 |



2022-23 Seattle U Men's Basketball Team Game-by-Game All games

Page 1/1
as of Nov 15, 2022

| | | | | Total | | 3-Pointers | | Free throws | | Rebounds | | | | | | | | | | | |
|-----------------|------------|--------|---|--------|------|------------|------|-------------|------|----------|-----|-----|------|----|----|----|-----|-----|-----|------|--|
| Opponent | Date | Score | | FG-FGA | PCT | 3FG-3FGA | PCT | FT-FTA | PCT | OFF | DEF | TOT | AVG | PF | A | TO | BLK | STL | PTS | AVG | |
| at UC San Diego | 11/07/2022 | 85-71 | W | 30-65 | .462 | 14-34 | .412 | 11-18 | .611 | 14 | 23 | 37 | 37.0 | 18 | 24 | 7 | 4 | 6 | 85 | 85.0 | |
| Puget Sound | 11/09/2022 | 106-55 | W | 37-73 | .507 | 13-35 | .371 | 19-24 | .792 | 13 | 35 | 48 | 42.5 | 15 | 16 | 14 | 2 | 12 | 106 | 95.5 | |
| Portland St. | 11/13/2022 | 83-71 | W | 23-53 | .434 | 11-24 | .458 | 26-38 | .684 | 13 | 33 | 46 | 43.7 | 26 | 9 | 17 | 2 | 4 | 83 | 91.3 | |
| Total | | 274 | | 90-191 | .471 | 38-93 | .409 | 56-80 | .700 | 40 | 91 | 131 | 43.7 | 59 | 49 | 38 | 8 | 22 | 274 | 91.3 | |
| Opponents | | 197 | | 68-180 | .378 | 18-71 | .254 | 43-61 | .705 | 24 | 70 | 94 | 31.3 | 63 | 35 | 44 | 10 | 16 | 197 | 65.7 | |

Seattle U Averages

| Games Played | Points/game | FG Pct | 3FG Pct | FT Pct | Rebounds/game | Assists/game | Turnovers/game | Assist/Turnover ratio | Steals/game | Blocks/game |
|--------------|-------------|--------|---------|--------|---------------|--------------|----------------|-----------------------|-------------|-------------|
| 3 | 91.3 | 47.1 | 40.9 | 70.0 | 43.7 | 16.3 | 12.7 | 1.3 | 7.3 | 2.7 |



2022-23 PLAYER GAME-BY-GAME

#0 ALEX SCHUMACHER

| Opponent | Date | GS | MIN | Total | | 3-Pointers | | Free throws | | Rebounds | | | | PF | A | TO | BLK | STL | PTS | AVG |
|-----------------|------------|----|-------|--------|------|------------|------|-------------|-------|----------|-----|-----|-----|----|----|----|-----|-----|-----|------|
| | | | | FG-FGA | PCT | 3FG-3FGA | PCT | FT-FTA | PCT | OFF | DEF | TOT | AVG | | | | | | | |
| at UC San Diego | 11/07/2022 | * | 32:28 | 2-17 | .118 | 0-7 | .000 | 5-8 | .625 | 1 | 6 | 7 | 7.0 | 1 | 5 | 3 | 0 | 1 | 9 | 9.0 |
| Puget Sound | 11/09/2022 | * | 19:45 | 6-8 | .750 | 1-2 | .500 | 2-2 | 1.000 | 0 | 3 | 3 | 5.0 | 3 | 3 | 1 | 0 | 1 | 15 | 12.0 |
| Portland St. | 11/13/2022 | * | 35:50 | 5-14 | .357 | 2-6 | .333 | 1-5 | .200 | 1 | 3 | 4 | 4.7 | 2 | 5 | 4 | 0 | 0 | 13 | 12.3 |
| Totals | | 3 | 88:03 | 13-39 | .333 | 3-15 | .200 | 8-15 | .533 | 2 | 12 | 14 | 4.7 | 6 | 13 | 8 | 0 | 2 | 37 | 12.3 |

Player Averages

| Games Played | Minutes/game | Points/game | FG Pct | 3FG Pct | FT Pct | Rebounds/game | Assists/game | Turnovers/game | Assist/Turnover ratio | Steals/game | Blocks/game |
|--------------|--------------|-------------|--------|---------|--------|---------------|--------------|----------------|-----------------------|-------------|-------------|
| 3 | 29.3 | 12.3 | 33.3 | 20.0 | 53.3 | 4.7 | 4.3 | 2.7 | 1.6 | 0.7 | 0.0 |

| | | | | Field Goals | | 3-Point | | F-Throws | | Rebounds | | | | | | | | | Scoring | |
|--------------|------|-------|-----------|-------------|------|----------|------|----------|------|----------|-----|-----|-----|-------|-----|-----|-----|-----|---------|------|
| SEASON | TEAM | GP-GS | MIN/AVG | FG-FGA | FG% | 3FG-3FGA | 3FG% | FT-FTA | FT% | OFF | DEF | TOT | AVG | PF-FO | A | TO | BLK | STL | PTS | AVG |
| 2019-20 | SM | 26-19 | 828/31.8 | 129-330 | .391 | 38-135 | .281 | 53-77 | .688 | 34 | 82 | 116 | 4.5 | 53-2 | 69 | 80 | 0 | 37 | 349 | 13.4 |
| 2020-21 | SM | 12-12 | 338/28.1 | 69-163 | .423 | 19-56 | .339 | 26-37 | .703 | 12 | 41 | 53 | 4.4 | 34-1 | 30 | 23 | 0 | 21 | 183 | 15.3 |
| 2021-22 | SM | 24-24 | 731/30.5 | 123-268 | .459 | 43-89 | .483 | 61-72 | .847 | 19 | 98 | 117 | 4.9 | 54-3 | 97 | 53 | 4 | 35 | 350 | 14.6 |
| 2022-23 | SU | 3-3 | 88/29.3 | 13-39 | .333 | 3-15 | .200 | 8-15 | .533 | 2 | 12 | 14 | 4.7 | 6-0 | 13 | 8 | 0 | 2 | 37 | 12.3 |
| TOTAL FOR SU | | 3-3 | 88/29.3 | 13-39 | .333 | 3-15 | .200 | 8-15 | .533 | 2 | 12 | 14 | 4.7 | 6-0 | 13 | 8 | 0 | 2 | 37 | 12.3 |
| TOTAL | | 65-58 | 1985/30.5 | 334-800 | .418 | 103-295 | .349 | 148-201 | .736 | 67 | 233 | 300 | 4.6 | 147-6 | 209 | 164 | 4 | 95 | 919 | 14.1 |

Single Game Highs

| Statistic | Value | |
|--------------|-------|--|
| Points | 29 | vs Northwest Nazarene 01/29/21 |
| Rebounds | 10 | vs Capilano (CAN) 11/19/19, vs Western Ore. 01/27/22 |
| Assists | 8 | at Concordia Portland 01/11/20, at Western Ore. 01/29/22 |
| Steals | 6 | vs Capilano (CAN) 11/19/19 |
| Blocks | 1 | 4 times |
| FG Made | 10 | vs Northwest Nazarene 01/29/21, vs Central Wash. 02/27/21 |
| FG Attempts | 21 | vs Northwest Nazarene 01/29/21 |
| 3FG Made | 5 | vs Westminster (UT) 11/15/19, vs Northwest Nazarene 01/29/21, vs Western Ore. 03/03/22 |
| 3FG Attempts | 11 | vs Westminster (UT) 11/15/19 |
| FT Made | 8 | 4 times |
| FT Attempts | 11 | at Northwest Nazarene 02/19/21 |



#1 VASJA PANDZA

| | | | | Field Goals | | 3-Point | | F-Throws | | Rebounds | | | | | | | | | | Scoring | |
|---------|------|-------|----------|-------------|------|----------|------|----------|------|----------|-----|-----|-----|-------|----|----|-----|-----|-----|---------|--|
| SEASON | TEAM | GP-GS | MIN/AVG | FG-FGA | FG% | 3FG-3FGA | 3FG% | FT-FTA | FT% | OFF | DEF | TOT | AVG | PF-FO | A | TO | BLK | STL | PTS | AVG | |
| 2020-21 | SU | 17-2 | 204/12.0 | 20-60 | .333 | 7-33 | .212 | 15-18 | .833 | 4 | 22 | 26 | 1.5 | 25-0 | 4 | 9 | 0 | 7 | 62 | 3.6 | |
| 2021-22 | SU | 26-1 | 509/19.6 | 46-125 | .368 | 16-60 | .267 | 23-32 | .719 | 6 | 69 | 75 | 2.9 | 64-1 | 15 | 27 | 4 | 16 | 131 | 5.0 | |
| TOTAL | | 43-3 | 712/16.6 | 66-185 | .357 | 23-93 | .247 | 38-50 | .760 | 10 | 91 | 101 | 2.3 | 89-1 | 19 | 36 | 4 | 23 | 193 | 4.5 | |

Single Game Highs

| Statistic | Value | |
|--------------|-------|--|
| Points | 14 | at Chicago St. 01/06/22, vs Sam Houston 01/29/22 |
| Rebounds | 7 | at California Baptist 01/17/22, at Chicago St. 01/06/22, at UTRGV 02/16/22 |
| Assists | 2 | 4 times |
| Steals | 4 | at California Baptist 01/17/22 |
| Blocks | 1 | 4 times |
| FG Made | 5 | vs Col. of Idaho 12/17/20, at Chicago St. 01/06/22 |
| FG Attempts | 12 | at Utah Tech 02/05/21, vs Col. of Idaho 12/17/20 |
| 3FG Made | 3 | at Chicago St. 01/06/22 |
| 3FG Attempts | 8 | at Utah Tech 02/05/21, at New Mexico St. 02/05/22 |
| FT Made | 6 | at Utah Tech 02/06/21 |
| FT Attempts | 6 | at Utah Tech 02/06/21, at Grand Canyon 02/03/22 |



#2 PARIS DAWSON

| Opponent | Date | GS | MIN | Total | | 3-Pointers | | Free throws | | Rebounds | | | | PF | A | TO | BLK | STL | PTS | AVG |
|--------------|------------|----|-------|--------|------|------------|------|-------------|------|----------|-----|-----|-----|----|---|----|-----|-----|-----|------|
| | | | | FG-FGA | PCT | 3FG-3FGA | PCT | FT-FTA | PCT | OFF | DEF | TOT | AVG | | | | | | | |
| Puget Sound | 11/09/2022 | | 14:12 | 4-8 | .500 | 0-3 | .000 | 0-0 | .000 | 0 | 2 | 2 | 2.0 | 0 | 1 | 2 | 0 | 2 | 8 | 8.0 |
| Portland St. | 11/13/2022 | | 22:24 | 4-8 | .500 | 1-2 | .500 | 9-10 | .900 | 1 | 5 | 6 | 4.0 | 4 | 1 | 2 | 0 | 0 | 18 | 13.0 |
| Totals | | 0 | 36:36 | 8-16 | .500 | 1-5 | .200 | 9-10 | .900 | 1 | 7 | 8 | 4.0 | 4 | 2 | 4 | 0 | 2 | 26 | 13.0 |

Player Averages

| Games Played | Minutes/game | Points/game | FG Pct | 3FG Pct | FT Pct | Rebounds/game | Assists/game | Turnovers/game | Assist/Turnover ratio | Steals/game | Blocks/game |
|--------------|--------------|-------------|--------|---------|--------|---------------|--------------|----------------|-----------------------|-------------|-------------|
| 2 | 18.3 | 13.0 | 50.0 | 20.0 | 90.0 | 4.0 | 1.0 | 2.0 | 0.5 | 1.0 | 0.0 |

| | | | | Field Goals | | 3-Point | | F-Throws | | Rebounds | | | | | | | | | | Scoring | |
|--------------|------|-------|-----------|-------------|------|----------|------|----------|------|----------|-----|-----|-----|-------|----|----|-----|-----|-----|---------|--|
| SEASON | TEAM | GP-GS | MIN/AVG | FG-FGA | FG% | 3FG-3FGA | 3FG% | FT-FTA | FT% | OFF | DEF | TOT | AVG | PF-FO | A | TO | BLK | STL | PTS | AVG | |
| 2020-21 | PSU | 22-16 | 514/23.4 | 57-153 | .373 | 32-86 | .372 | 38-55 | .691 | 15 | 36 | 51 | 2.3 | 52-0 | 26 | 26 | 0 | 21 | 184 | 8.4 | |
| 2021-22 | PSU | 28-5 | 489/17.5 | 43-120 | .358 | 17-62 | .274 | 47-54 | .870 | 18 | 35 | 53 | 1.9 | 38-0 | 22 | 15 | 0 | 21 | 150 | 5.4 | |
| 2022-23 | SU | 2-0 | 37/18.3 | 8-16 | .500 | 1-5 | .200 | 9-10 | .900 | 1 | 7 | 8 | 4.0 | 4-0 | 2 | 4 | 0 | 2 | 26 | 13.0 | |
| TOTAL FOR SU | | 2-0 | 37/18.3 | 8-16 | .500 | 1-5 | .200 | 9-10 | .900 | 1 | 7 | 8 | 4.0 | 4-0 | 2 | 4 | 0 | 2 | 26 | 13.0 | |
| TOTAL | | 52-21 | 1040/20.0 | 108-289 | .374 | 50-153 | .327 | 94-119 | .790 | 34 | 78 | 112 | 2.2 | 94-0 | 50 | 45 | 0 | 44 | 360 | 6.9 | |

Single Game Highs

| Statistic | Value | |
|--------------|-------|--|
| Points | 19 | vs George Fox 11/17/21 |
| Rebounds | 6 | at Northern Colo. 02/27/21, vs Portland St. 11/13/22 |
| Assists | 4 | at Northern Ariz. 01/29/22 |
| Steals | 3 | vs Simpson (CA) 02/12/21 |
| FG Made | 6 | at Washington St. 12/13/20, vs George Fox 11/17/21 |
| FG Attempts | 12 | vs Southern Utah 03/06/21 |
| 3FG Made | 4 | vs Simpson (CA) 02/12/21 |
| 3FG Attempts | 8 | vs Southern Utah 03/06/21 |
| FT Made | 9 | vs Portland St. 11/13/22 |
| FT Attempts | 10 | vs Portland St. 11/13/22 |



#5 CAMERON TYSON

| Opponent | Date | GS | MIN | Total | | 3-Pointers | | Free throws | | Rebounds | | | | | | | | PTS | AVG |
|-----------------|------------|----------|--------------|--------------|-------------|--------------|-------------|-------------|-------------|----------|----------|-----------|------------|----------|----------|----------|----------|----------|-----------|
| | | | | FG-FGA | PCT | 3FG-3FGA | PCT | FT-FTA | PCT | OFF | DEF | TOT | AVG | PF | A | TO | BLK | | |
| at UC San Diego | 11/07/2022 | * | 34:50 | 12-18 | .667 | 7-12 | .583 | 4-8 | .500 | 3 | 5 | 8 | 8.0 | 3 | 1 | 1 | 0 | 1 | 35 |
| Portland St. | 11/13/2022 | * | 34:53 | 10-21 | .476 | 8-15 | .533 | 4-5 | .800 | 0 | 3 | 3 | 5.5 | 4 | 0 | 0 | 0 | 0 | 32 |
| Totals | | 2 | 69:43 | 22-39 | .564 | 15-27 | .556 | 8-13 | .615 | 3 | 8 | 11 | 5.5 | 7 | 1 | 1 | 0 | 1 | 67 |

Player Averages

| Games Played | Minutes/game | Points/game | FG Pct | 3FG Pct | FT Pct | Rebounds/game | Assists/game | Turnovers/game | Assist/Turnover ratio | Steals/game | Blocks/game |
|--------------|--------------|-------------|--------|---------|--------|---------------|--------------|----------------|-----------------------|-------------|-------------|
| 2 | 34.9 | 33.5 | 56.4 | 55.6 | 61.5 | 5.5 | 0.5 | 0.5 | 1.0 | 0.5 | 0.0 |

| | | | | Field Goals | | 3-Point | | F-Throws | | Rebounds | | | | | | | | | | Scoring | |
|---------------------|------|--------------|------------------|----------------|-------------|----------------|-------------|---------------|-------------|-----------|------------|------------|------------|--------------|-----------|-----------|----------|-----------|--|-------------|-------------|
| SEASON | TEAM | GP-GS | MIN/AVG | FG-FGA | FG% | 3FG-3FGA | 3FG% | FT-FTA | FT% | OFF | DEF | TOT | AVG | PF-FO | A | TO | BLK | STL | | PTS | AVG |
| 2018-19 | UI | 32-31 | 813/25.4 | 142-339 | .419 | 106-247 | .429 | 42-48 | .875 | 12 | 50 | 62 | 1.9 | 56-1 | 24 | 47 | 3 | 15 | | 432 | 13.5 |
| 2020-21 | UH | 19-1 | 191/10.0 | 39-91 | .429 | 35-86 | .407 | 4-4 | 1.000 | 6 | 12 | 18 | 0.9 | 18-0 | 8 | 2 | 0 | 3 | | 117 | 6.2 |
| 2021-22 | SU | 31-31 | 902/29.1 | 155-395 | .392 | 105-279 | .376 | 40-47 | .851 | 40 | 122 | 162 | 5.2 | 93-3 | 27 | 39 | 3 | 17 | | 455 | 14.7 |
| 2022-23 | SU | 2-2 | 70/34.9 | 22-39 | .564 | 15-27 | .556 | 8-13 | .615 | 3 | 8 | 11 | 5.5 | 7-0 | 1 | 1 | 0 | 1 | | 67 | 33.5 |
| TOTAL FOR SU | | 33-33 | 971/29.4 | 177-434 | .408 | 120-306 | .392 | 48-60 | .800 | 43 | 130 | 173 | 5.2 | 100-3 | 28 | 40 | 3 | 18 | | 522 | 15.8 |
| TOTAL | | 84-65 | 1975/23.5 | 358-864 | .414 | 261-639 | .408 | 94-112 | .839 | 61 | 192 | 253 | 3.0 | 174-4 | 60 | 89 | 6 | 36 | | 1071 | 12.8 |

Single Game Highs

| Statistic | Value | |
|--------------|-------|---|
| Points | 35 | at UC San Diego 11/07/22 |
| Rebounds | 10 | vs Ark.-Pine Bluff 11/22/21, at Washington 12/18/21 |
| Assists | 3 | at UTRGV 02/16/22 |
| Steals | 2 | 10 times |
| Blocks | 2 | vs UTRGV 02/10/22 |
| FG Made | 12 | at UC San Diego 11/07/22 |
| FG Attempts | 21 | vs Portland St. 11/13/22 |
| 3FG Made | 10 | vs Our Lady of the Lake 02/06/21 |
| 3FG Attempts | 18 | vs Our Lady of the Lake 02/06/21 |
| FT Made | 6 | at Weber St. 03/07/19, at Santa Clara 12/21/18 |
| FT Attempts | 8 | at UC San Diego 11/07/22 |



#10 ANJAYLO LLOYD

| Opponent | Date | GS | MIN | Total | | 3-Pointers | | Free throws | | Rebounds | | | | | | | | | | |
|-----------------|------------|----------|--------------|-------------|-------------|-------------|-------------|-------------|--------------|----------|----------|----------|------------|----------|----------|----------|----------|----------|-----------|------------|
| | | | | FG-FGA | PCT | 3FG-3FGA | PCT | FT-FTA | PCT | OFF | DEF | TOT | AVG | PF | A | TO | BLK | STL | PTS | AVG |
| at UC San Diego | 11/07/2022 | | 09:58 | 2-3 | .667 | 2-3 | .667 | 0-0 | .000 | 0 | 0 | 0 | 0.0 | 0 | 0 | 1 | 0 | 0 | 6 | 6.0 |
| Puget Sound | 11/09/2022 | * | 19:10 | 7-10 | .700 | 5-7 | .714 | 2-2 | 1.000 | 1 | 2 | 3 | 1.5 | 1 | 1 | 0 | 0 | 1 | 21 | 13.5 |
| Portland St. | 11/13/2022 | | 01:54 | 0-0 | .000 | 0-0 | .000 | 0-0 | .000 | 0 | 0 | 0 | 1.0 | 0 | 0 | 1 | 0 | 0 | 0 | 9.0 |
| Totals | | 1 | 31:02 | 9-13 | .692 | 7-10 | .700 | 2-2 | 1.000 | 1 | 2 | 3 | 1.0 | 1 | 1 | 2 | 0 | 1 | 27 | 9.0 |

Player Averages

| Games Played | Minutes/ game | Points/ game | FG Pct | 3FG Pct | FT Pct | Rebounds/ game | Assists/ game | Turnovers/ game | Assist/Turnover ratio | Steals/ game | Blocks/ game |
|--------------|---------------|--------------|--------|---------|--------|----------------|---------------|-----------------|-----------------------|--------------|--------------|
| 3 | 10.3 | 9.0 | 69.2 | 70.0 | 100.0 | 1.0 | 0.3 | 0.7 | 0.5 | 0.3 | 0.0 |

| | | | | Field Goals | | 3-Point | | F-Throws | | Rebounds | | | | Scoring | | | | | | |
|--------------|------|------------|----------------|-------------|-------------|-------------|-------------|------------|--------------|----------|----------|----------|------------|------------|----------|----------|----------|----------|-----------|------------|
| SEASON | TEAM | GP-GS | MIN/AVG | FG-FGA | FG% | 3FG-3FGA | 3FG% | FT-FTA | FT% | OFF | DEF | TOT | AVG | PF-FO | A | TO | BLK | STL | PTS | AVG |
| 2022-23 | SU | 3-1 | 31/10.3 | 9-13 | .692 | 7-10 | .700 | 2-2 | 1.000 | 1 | 2 | 3 | 1.0 | 1-0 | 1 | 2 | 0 | 1 | 27 | 9.0 |
| TOTAL | | 3-1 | 31/10.3 | 9-13 | .692 | 7-10 | .700 | 2-2 | 1.000 | 1 | 2 | 3 | 1.0 | 1-0 | 1 | 2 | 0 | 1 | 27 | 9.0 |

Single Game Highs

| Statistic | Value | |
|--------------|-------|-------------------------|
| Points | 21 | vs Puget Sound 11/09/22 |
| Rebounds | 3 | vs Puget Sound 11/09/22 |
| Assists | 1 | vs Puget Sound 11/09/22 |
| Steals | 1 | vs Puget Sound 11/09/22 |
| FG Made | 7 | vs Puget Sound 11/09/22 |
| FG Attempts | 10 | vs Puget Sound 11/09/22 |
| 3FG Made | 5 | vs Puget Sound 11/09/22 |
| 3FG Attempts | 7 | vs Puget Sound 11/09/22 |
| FT Made | 2 | vs Puget Sound 11/09/22 |
| FT Attempts | 2 | vs Puget Sound 11/09/22 |



2022-23 PLAYER GAME-BY-GAME

#11 RILEY GRIGSBY

| Opponent | Date | GS | MIN | Total | | 3-Pointers | | Free throws | | Rebounds | | | | | | | | | | | |
|-----------------|------------|----|-------|--------|------|------------|------|-------------|-------|----------|-----|-----|-----|----|---|----|-----|-----|-----|------|--|
| | | | | FG-FGA | PCT | 3FG-3FGA | PCT | FT-FTA | PCT | OFF | DEF | TOT | AVG | PF | A | TO | BLK | STL | PTS | AVG | |
| at UC San Diego | 11/07/2022 | * | 36:02 | 4-11 | .364 | 4-8 | .500 | 2-2 | 1.000 | 2 | 0 | 2 | 2.0 | 3 | 2 | 1 | 2 | 0 | 14 | 14.0 | |
| Portland St. | 11/13/2022 | * | 10:12 | 0-1 | .000 | 0-1 | .000 | 0-0 | .000 | 0 | 1 | 1 | 1.5 | 2 | 0 | 1 | 0 | 1 | 0 | 7.0 | |
| Totals | | 2 | 46:14 | 4-12 | .333 | 4-9 | .444 | 2-2 | 1.000 | 2 | 1 | 3 | 1.5 | 5 | 2 | 2 | 2 | 1 | 14 | 7.0 | |

Player Averages

| Games Played | Minutes/game | Points/game | FG Pct | 3FG Pct | FT Pct | Rebounds/game | Assists/game | Turnovers/game | Assist/Turnover ratio | Steals/game | Blocks/game |
|--------------|--------------|-------------|--------|---------|--------|---------------|--------------|----------------|-----------------------|-------------|-------------|
| 2 | 23.1 | 7.0 | 33.3 | 44.4 | 100.0 | 1.5 | 1.0 | 1.0 | 1.0 | 0.5 | 1.0 |

| | | | | Field Goals | | 3-Point | | F-Throws | | Rebounds | | | | | | | | | Scoring | |
|---------|------|--------|-----------|-------------|------|----------|------|----------|-------|----------|-----|-----|-----|-------|----|-----|-----|-----|---------|------|
| SEASON | TEAM | GP-GS | MIN/AVG | FG-FGA | FG% | 3FG-3FGA | 3FG% | FT-FTA | FT% | OFF | DEF | TOT | AVG | PF-FO | A | TO | BLK | STL | PTS | AVG |
| 2018-19 | SU | 30-7 | 516/17.2 | 46-96 | .479 | 9-30 | .300 | 28-39 | .718 | 19 | 58 | 77 | 2.6 | 75-0 | 16 | 17 | 20 | 8 | 129 | 4.3 |
| 2019-20 | SU | 23-20 | 654/28.4 | 69-183 | .377 | 22-95 | .232 | 63-86 | .733 | 35 | 92 | 127 | 5.5 | 64-1 | 13 | 27 | 16 | 15 | 223 | 9.7 |
| 2020-21 | SU | 21-21 | 769/36.6 | 140-312 | .449 | 44-114 | .386 | 50-65 | .769 | 31 | 76 | 107 | 5.1 | 54-1 | 24 | 38 | 13 | 18 | 374 | 17.8 |
| 2021-22 | SU | 31-31 | 861/27.8 | 147-364 | .404 | 46-155 | .297 | 57-72 | .792 | 20 | 92 | 112 | 3.6 | 88-3 | 29 | 42 | 17 | 21 | 397 | 12.8 |
| 2022-23 | SU | 2-2 | 46/23.1 | 4-12 | .333 | 4-9 | .444 | 2-2 | 1.000 | 2 | 1 | 3 | 1.5 | 5-0 | 2 | 2 | 2 | 1 | 14 | 7.0 |
| TOTAL | | 107-81 | 2847/26.6 | 406-967 | .420 | 125-403 | .310 | 200-264 | .758 | 107 | 319 | 426 | 4.0 | 286-5 | 84 | 126 | 68 | 63 | 1137 | 10.6 |

Single Game Highs

| Statistic | Value | |
|--------------|-------|---|
| Points | 30 | vs Idaho St. 11/14/21 |
| Rebounds | 12 | vs Grand Canyon 02/20/20 |
| Assists | 4 | vs Portland 12/30/20, at Portland 11/25/20, vs McNeese 12/01/21 |
| Steals | 4 | at California Baptist 03/05/21 |
| Blocks | 3 | vs Omaha 12/06/18, vs New Mexico St. 01/18/20, vs Lamar University 02/12/22 |
| FG Made | 11 | vs Northwest (WA) 12/13/20, vs Idaho St. 11/14/21 |
| FG Attempts | 22 | at California Baptist 03/06/21 |
| 3FG Made | 6 | at Long Beach St. 12/06/20 |
| 3FG Attempts | 9 | vs Portland 12/30/20, vs SFA 01/26/22 |
| FT Made | 10 | vs McNeese 12/01/21 |
| FT Attempts | 10 | at Utah Valley 02/08/20, vs McNeese 12/01/21 |



#12 BRODY NUNN

| | | | | Total | | 3-Pointers | | Free throws | | Rebounds | | | | | | | | | | | |
|-------------|------------|----|-------|--------|------|------------|------|-------------|-------|----------|-----|-----|-----|----|---|----|-----|-----|-----|------|--|
| Opponent | Date | GS | MIN | FG-FGA | PCT | 3FG-3FGA | PCT | FT-FTA | PCT | OFF | DEF | TOT | AVG | PF | A | TO | BLK | STL | PTS | AVG | |
| Puget Sound | 11/09/2022 | | 16:53 | 3-6 | .500 | 3-6 | .500 | 2-2 | 1.000 | 0 | 2 | 2 | 2.0 | 0 | 1 | 1 | 0 | 0 | 11 | 11.0 | |
| Totals | | 0 | 16:53 | 3-6 | .500 | 3-6 | .500 | 2-2 | 1.000 | 0 | 2 | 2 | 2.0 | 0 | 1 | 1 | 0 | 0 | 11 | 11.0 | |

Player Averages

| Games Played | Minutes/game | Points/game | FG Pct | 3FG Pct | FT Pct | Rebounds/game | Assists/game | Turnovers/game | Assist/Turnover ratio | Steals/game | Blocks/game |
|--------------|--------------|-------------|--------|---------|--------|---------------|--------------|----------------|-----------------------|-------------|-------------|
| 1 | 16.9 | 11.0 | 50.0 | 50.0 | 100.0 | 2.0 | 1.0 | 1.0 | 1.0 | 0.0 | 0.0 |

| | | | | Field Goals | | 3-Point | | F-Throws | | Rebounds | | | | | | | | | Scoring | |
|---------|------|-------|---------|-------------|------|----------|------|----------|-------|----------|-----|-----|-----|-------|---|----|-----|-----|---------|------|
| SEASON | TEAM | GP-GS | MIN/AVG | FG-FGA | FG% | 3FG-3FGA | 3FG% | FT-FTA | FT% | OFF | DEF | TOT | AVG | PF-FO | A | TO | BLK | STL | PTS | AVG |
| 2022-23 | SU | 1-0 | 17/16.9 | 3-6 | .500 | 3-6 | .500 | 2-2 | 1.000 | 0 | 2 | 2 | 2.0 | 0-0 | 1 | 1 | 0 | 0 | 11 | 11.0 |
| TOTAL | | 1-0 | 17/16.9 | 3-6 | .500 | 3-6 | .500 | 2-2 | 1.000 | 0 | 2 | 2 | 2.0 | 0-0 | 1 | 1 | 0 | 0 | 11 | 11.0 |

Single Game Highs

| Statistic | Value | |
|--------------|-------|-------------------------|
| Points | 11 | vs Puget Sound 11/09/22 |
| Rebounds | 2 | vs Puget Sound 11/09/22 |
| Assists | 1 | vs Puget Sound 11/09/22 |
| FG Made | 3 | vs Puget Sound 11/09/22 |
| FG Attempts | 6 | vs Puget Sound 11/09/22 |
| 3FG Made | 3 | vs Puget Sound 11/09/22 |
| 3FG Attempts | 6 | vs Puget Sound 11/09/22 |
| FT Made | 2 | vs Puget Sound 11/09/22 |
| FT Attempts | 2 | vs Puget Sound 11/09/22 |



2022-23 PLAYER GAME-BY-GAME

#13 DOMINIQ PENN

| Opponent | Date | GS | MIN | Total | | 3-Pointers | | Free throws | | Rebounds | | | | | | | | | | |
|---------------|------------|----------|--------------|------------|-------------|------------|-------------|-------------|-------------|----------|----------|----------|------------|----------|----------|----------|----------|----------|----------|------------|
| | | | | FG-FGA | PCT | 3FG-3FGA | PCT | FT-FTA | PCT | OFF | DEF | TOT | AVG | PF | A | TO | BLK | STL | PTS | AVG |
| Puget Sound | 11/09/2022 | | 13:58 | 0-4 | .000 | 0-3 | .000 | 1-2 | .500 | 1 | 3 | 4 | 4.0 | 3 | 2 | 0 | 0 | 0 | 1 | 1.0 |
| Totals | | 0 | 13:58 | 0-4 | .000 | 0-3 | .000 | 1-2 | .500 | 1 | 3 | 4 | 4.0 | 3 | 2 | 0 | 0 | 0 | 1 | 1.0 |

Player Averages

| Games Played | Minutes/game | Points/game | FG Pct | 3FG Pct | FT Pct | Rebounds/game | Assists/game | Turnovers/game | Assist/Turnover ratio | Steals/game | Blocks/game |
|--------------|--------------|-------------|--------|---------|--------|---------------|--------------|----------------|-----------------------|-------------|-------------|
| 1 | 14.0 | 1.0 | 0.0 | 0.0 | 50.0 | 4.0 | 2.0 | 0.0 | 2.0 | 0.0 | 0.0 |

| | | | | Field Goals | | 3-Point | | F-Throws | | Rebounds | | | | Scoring | | | | | | |
|---------------------|------|------------|----------------|-------------|-------------|------------|-------------|------------|-------------|----------|----------|----------|------------|------------|----------|----------|----------|----------|----------|------------|
| SEASON | TEAM | GP-GS | MIN/AVG | FG-FGA | FG% | 3FG-3FGA | 3FG% | FT-FTA | FT% | OFF | DEF | TOT | AVG | PF-FO | A | TO | BLK | STL | PTS | AVG |
| 2021-22 | UW | 6-0 | 10/1.6 | 2-4 | .500 | 2-3 | .667 | 0-0 | .000 | 0 | 1 | 1 | 0.2 | 0-0 | 1 | 2 | 0 | 1 | 6 | 1.0 |
| 2022-23 | SU | 1-0 | 14/14.0 | 0-4 | .000 | 0-3 | .000 | 1-2 | .500 | 1 | 3 | 4 | 4.0 | 3-0 | 2 | 0 | 0 | 0 | 1 | 1.0 |
| TOTAL FOR SU | | 1-0 | 14/14.0 | 0-4 | .000 | 0-3 | .000 | 1-2 | .500 | 1 | 3 | 4 | 4.0 | 3-0 | 2 | 0 | 0 | 0 | 1 | 1.0 |
| TOTAL | | 7-0 | 24/3.4 | 2-8 | .250 | 2-6 | .333 | 1-2 | .500 | 1 | 4 | 5 | 0.7 | 3-0 | 3 | 2 | 0 | 1 | 7 | 1.0 |

Single Game Highs

| Statistic | Value | |
|--------------|-------|--|
| Points | 3 | vs UCLA 02/28/22, at Stanford 02/06/22 |
| Rebounds | 4 | vs Puget Sound 11/09/22 |
| Assists | 2 | vs Puget Sound 11/09/22 |
| Steals | 1 | vs Arizona St. 02/10/22 |
| FG Made | 1 | vs UCLA 02/28/22, at Stanford 02/06/22 |
| FG Attempts | 4 | vs Puget Sound 11/09/22 |
| 3FG Made | 1 | vs UCLA 02/28/22, at Stanford 02/06/22 |
| 3FG Attempts | 3 | vs Puget Sound 11/09/22 |
| FT Made | 1 | vs Puget Sound 11/09/22 |
| FT Attempts | 2 | vs Puget Sound 11/09/22 |



#15 EMEKA UDENYI

| Opponent | Date | GS | MIN | Total | | 3-Pointers | | Free throws | | Rebounds | | | | PF | A | TO | BLK | STL | PTS | AVG |
|-----------------|------------|----------|--------------|-------------|-------------|------------|-------------|-------------|-------------|----------|-----------|-----------|------------|----------|----------|----------|----------|----------|-----------|------------|
| | | | | FG-FGA | PCT | 3FG-3FGA | PCT | FT-FTA | PCT | OFF | DEF | TOT | AVG | | | | | | | |
| at UC San Diego | 11/07/2022 | * | 25:45 | 5-5 | 1.000 | 0-0 | .000 | 0-0 | .000 | 2 | 4 | 6 | 6.0 | 1 | 6 | 0 | 0 | 2 | 10 | 10.0 |
| Puget Sound | 11/09/2022 | * | 17:34 | 4-4 | 1.000 | 0-0 | .000 | 0-0 | .000 | 0 | 8 | 8 | 7.0 | 0 | 3 | 2 | 1 | 1 | 8 | 9.0 |
| Portland St. | 11/13/2022 | * | 27:46 | 0-3 | .000 | 0-0 | .000 | 0-0 | .000 | 1 | 4 | 5 | 6.3 | 3 | 0 | 3 | 0 | 0 | 0 | 6.0 |
| Totals | | 3 | 71:05 | 9-12 | .750 | 0-0 | .000 | 0-0 | .000 | 3 | 16 | 19 | 6.3 | 4 | 9 | 5 | 1 | 3 | 18 | 6.0 |

Player Averages

| Games Played | Minutes/game | Points/game | FG Pct | 3FG Pct | FT Pct | Rebounds/game | Assists/game | Turnovers/game | Assist/Turnover ratio | Steals/game | Blocks/game |
|--------------|--------------|-------------|--------|---------|--------|---------------|--------------|----------------|-----------------------|-------------|-------------|
| 3 | 23.7 | 6.0 | 75.0 | 0.0 | 0.0 | 6.3 | 3.0 | 1.7 | 1.8 | 1.0 | 0.3 |

| SEASON | TEAM | GP-GS | MIN/AVG | Field Goals | | 3-Point | | F-Throws | | Rebounds | | | | Scoring | | | | | | |
|--------------|------|--------------|------------------|----------------|-------------|------------|-------------|--------------|-------------|------------|------------|------------|------------|--------------|------------|-----------|-----------|-----------|------------|------------|
| | | | | FG-FGA | FG% | 3FG-3FGA | 3FG% | FT-FTA | FT% | OFF | DEF | TOT | AVG | PF-FO | A | TO | BLK | STL | PTS | AVG |
| 2020-21 | SU | 23-21 | 669/29.1 | 85-137 | .620 | 0-0 | .000 | 11-34 | .324 | 73 | 110 | 183 | 8.0 | 64-1 | 44 | 28 | 7 | 10 | 181 | 7.9 |
| 2021-22 | SU | 32-23 | 747/23.4 | 90-169 | .533 | 0-0 | .000 | 27-58 | .466 | 55 | 131 | 186 | 5.8 | 76-2 | 69 | 38 | 15 | 22 | 207 | 6.5 |
| 2022-23 | SU | 3-3 | 71/23.7 | 9-12 | .750 | 0-0 | .000 | 0-0 | .000 | 3 | 16 | 19 | 6.3 | 4-0 | 9 | 5 | 1 | 3 | 18 | 6.0 |
| TOTAL | | 58-47 | 1488/25.7 | 184-318 | .579 | 0-0 | .000 | 38-92 | .413 | 131 | 257 | 388 | 6.7 | 144-3 | 122 | 71 | 23 | 35 | 406 | 7.0 |

Single Game Highs

| Statistic | Value | |
|-------------|-------|---|
| Points | 16 | at Chicago St. 01/06/22 |
| Rebounds | 14 | vs California Baptist 03/11/21 |
| Assists | 10 | vs Northwest (WA) 12/22/21 |
| Steals | 3 | vs California Baptist 02/19/22 |
| Blocks | 4 | at California Baptist 01/17/22, at Utah Valley 02/24/22 |
| FG Made | 7 | at California 12/22/20, at Chicago St. 01/06/22 |
| FG Attempts | 12 | at Chicago St. 01/06/22 |
| FT Made | 4 | at California Baptist 03/05/21, vs Utah Tech 01/15/22 |
| FT Attempts | 7 | vs McNeese 12/01/21 |



2022-23 PLAYER GAME-BY-GAME

#21 VIKTOR RAJKOVIC

| Opponent | Date | GS | MIN | Total | | 3-Pointers | | Free throws | | Rebounds | | | | PF | A | TO | BLK | STL | PTS | AVG |
|-----------------|------------|----------|--------------|------------|-------------|------------|-------------|-------------|--------------|----------|-----------|-----------|------------|----------|----------|----------|----------|----------|----------|------------|
| | | | | FG-FGA | PCT | 3FG-3FGA | PCT | FT-FTA | PCT | OFF | DEF | TOT | AVG | | | | | | | |
| at UC San Diego | 11/07/2022 | | 21:02 | 1-4 | .250 | 1-3 | .333 | 0-0 | .000 | 0 | 2 | 2 | 2.0 | 3 | 2 | 1 | 0 | 0 | 3 | 3.0 |
| Puget Sound | 11/09/2022 | * | 27:39 | 1-4 | .250 | 0-2 | .000 | 2-2 | 1.000 | 3 | 8 | 11 | 6.5 | 2 | 2 | 2 | 0 | 2 | 4 | 3.5 |
| Portland St. | 11/13/2022 | | 16:41 | 0-0 | .000 | 0-0 | .000 | 0-0 | .000 | 0 | 3 | 3 | 5.3 | 1 | 1 | 0 | 1 | 0 | 0 | 2.3 |
| Totals | | 1 | 65:22 | 2-8 | .250 | 1-5 | .200 | 2-2 | 1.000 | 3 | 13 | 16 | 5.3 | 6 | 5 | 3 | 1 | 2 | 7 | 2.3 |

Player Averages

| Games Played | Minutes/game | Points/game | FG Pct | 3FG Pct | FT Pct | Rebounds/game | Assists/game | Turnovers/game | Assist/Turnover ratio | Steals/game | Blocks/game |
|--------------|--------------|-------------|--------|---------|--------|---------------|--------------|----------------|-----------------------|-------------|-------------|
| 3 | 21.8 | 2.3 | 25.0 | 20.0 | 100.0 | 5.3 | 1.7 | 1.0 | 1.7 | 0.7 | 0.3 |

| | | | | Field Goals | | 3-Point | | F-Throws | | Rebounds | | | | Scoring | | | | | | |
|--------------|------|--------------|-----------------|---------------|-------------|--------------|-------------|--------------|-------------|-----------|-----------|------------|------------|-------------|-----------|-----------|----------|-----------|------------|------------|
| SEASON | TEAM | GP-GS | MIN/AVG | FG-FGA | FG% | 3FG-3FGA | 3FG% | FT-FTA | FT% | OFF | DEF | TOT | AVG | PF-FO | A | TO | BLK | STL | PTS | AVG |
| 2020-21 | SU | 1-1 | 5/5.1 | 0-1 | .000 | 0-0 | .000 | 0-0 | .000 | 0 | 0 | 0 | 0.0 | 1-0 | 1 | 0 | 0 | 0 | 0 | 0.0 |
| 2021-22 | SU | 30-9 | 540/18.0 | 43-125 | .344 | 18-66 | .273 | 23-28 | .821 | 46 | 82 | 128 | 4.3 | 58-3 | 34 | 22 | 4 | 18 | 127 | 4.2 |
| 2022-23 | SU | 3-1 | 65/21.8 | 2-8 | .250 | 1-5 | .200 | 2-2 | 1.000 | 3 | 13 | 16 | 5.3 | 6-0 | 5 | 3 | 1 | 2 | 7 | 2.3 |
| TOTAL | | 34-11 | 610/17.9 | 45-134 | .336 | 19-71 | .268 | 25-30 | .833 | 49 | 95 | 144 | 4.2 | 65-3 | 40 | 25 | 5 | 20 | 134 | 3.9 |

Single Game Highs

| Statistic | Value | |
|--------------|-------|---|
| Points | 14 | vs Lamar University 02/12/22 |
| Rebounds | 12 | vs Sam Houston 01/29/22 |
| Assists | 5 | vs VMI 12/05/21 |
| Steals | 3 | vs Idaho St. 11/14/21, vs McNeese 12/01/21, vs Utah Tech 01/15/22 |
| Blocks | 1 | 5 times |
| FG Made | 6 | vs Lamar University 02/12/22 |
| FG Attempts | 10 | vs Sam Houston 01/29/22, vs Lamar University 02/12/22 |
| 3FG Made | 3 | vs St. Thomas (MN) 11/27/21 |
| 3FG Attempts | 6 | vs Sam Houston 01/29/22 |
| FT Made | 5 | at Chicago St. 01/06/22, at Utah Tech 02/26/22 |
| FT Attempts | 6 | at Chicago St. 01/06/22, at Utah Tech 02/26/22 |



2022-23 PLAYER GAME-BY-GAME

#23 SEYI REILEY

| Opponent | Date | GS | MIN | Total | | 3-Pointers | | Free throws | | Rebounds | | | | | | | | | | | |
|-----------------|------------|----|-------|--------|-------|------------|------|-------------|------|----------|-----|-----|-----|----|---|----|-----|-----|-----|-----|--|
| | | | | FG-FGA | PCT | 3FG-3FGA | PCT | FT-FTA | PCT | OFF | DEF | TOT | AVG | PF | A | TO | BLK | STL | PTS | AVG | |
| at UC San Diego | 11/07/2022 | | 06:10 | 1-1 | 1.000 | 0-0 | .000 | 0-0 | .000 | 0 | 0 | 0 | 0.0 | 4 | 1 | 0 | 0 | 0 | 2 | 2.0 | |
| Puget Sound | 11/09/2022 | | 22:44 | 3-7 | .429 | 0-1 | .000 | 7-10 | .700 | 5 | 6 | 11 | 5.5 | 3 | 1 | 1 | 0 | 0 | 13 | 7.5 | |
| Portland St. | 11/13/2022 | | 16:11 | 4-5 | .800 | 0-0 | .000 | 4-8 | .500 | 3 | 2 | 5 | 5.3 | 3 | 1 | 2 | 0 | 2 | 12 | 9.0 | |
| Totals | | 0 | 45:05 | 8-13 | .615 | 0-1 | .000 | 11-18 | .611 | 8 | 8 | 16 | 5.3 | 10 | 3 | 3 | 0 | 2 | 27 | 9.0 | |

Player Averages

| Games Played | Minutes/game | Points/game | FG Pct | 3FG Pct | FT Pct | Rebounds/game | Assists/game | Turnovers/game | Assist/Turnover ratio | Steals/game | Blocks/game |
|--------------|--------------|-------------|--------|---------|--------|---------------|--------------|----------------|-----------------------|-------------|-------------|
| 3 | 15.0 | 9.0 | 61.5 | 0.0 | 61.1 | 5.3 | 1.0 | 1.0 | 1.0 | 0.7 | 0.0 |

| | | | | Field Goals | | 3-Point | | F-Throws | | Rebounds | | | | | | | | | Scoring | |
|---------|------|-------|---------|-------------|------|----------|------|----------|------|----------|-----|-----|-----|-------|---|----|-----|-----|---------|-----|
| SEASON | TEAM | GP-GS | MIN/AVG | FG-FGA | FG% | 3FG-3FGA | 3FG% | FT-FTA | FT% | OFF | DEF | TOT | AVG | PF-FO | A | TO | BLK | STL | PTS | AVG |
| 2022-23 | SU | 3-0 | 45/15.0 | 8-13 | .615 | 0-1 | .000 | 11-18 | .611 | 8 | 8 | 16 | 5.3 | 10-0 | 3 | 3 | 0 | 2 | 27 | 9.0 |
| TOTAL | | 3-0 | 45/15.0 | 8-13 | .615 | 0-1 | .000 | 11-18 | .611 | 8 | 8 | 16 | 5.3 | 10-0 | 3 | 3 | 0 | 2 | 27 | 9.0 |

Single Game Highs

| Statistic | Value | |
|--------------|-------|---|
| Points | 13 | vs Puget Sound 11/09/22 |
| Rebounds | 11 | vs Puget Sound 11/09/22 |
| Assists | 1 | at UC San Diego 11/07/22, vs Puget Sound 11/09/22, vs Portland St. 11/13/22 |
| Steals | 2 | vs Portland St. 11/13/22 |
| FG Made | 4 | vs Portland St. 11/13/22 |
| FG Attempts | 7 | vs Puget Sound 11/09/22 |
| 3FG Attempts | 1 | vs Puget Sound 11/09/22 |
| FT Made | 7 | vs Puget Sound 11/09/22 |
| FT Attempts | 10 | vs Puget Sound 11/09/22 |



#25 BRANDTON CHATFIELD

| Opponent | Date | GS | MIN | Total | | 3-Pointers | | Free throws | | Rebounds | | | | | | | | | | |
|-----------------|------------|----------|--------------|------------|--------------|------------|-------------|-------------|-------------|----------|----------|-----------|------------|----------|----------|----------|----------|----------|-----------|------------|
| | | | | FG-FGA | PCT | 3FG-3FGA | PCT | FT-FTA | PCT | OFF | DEF | TOT | AVG | PF | A | TO | BLK | STL | PTS | AVG |
| at UC San Diego | 11/07/2022 | * | 17:15 | 3-3 | 1.000 | 0-0 | .000 | 0-0 | .000 | 4 | 1 | 5 | 5.0 | 2 | 3 | 0 | 2 | 1 | 6 | 6.0 |
| Portland St. | 11/13/2022 | * | 18:18 | 0-0 | .000 | 0-0 | .000 | 6-8 | .750 | 4 | 4 | 8 | 6.5 | 5 | 1 | 2 | 1 | 1 | 6 | 6.0 |
| Totals | | 2 | 35:33 | 3-3 | 1.000 | 0-0 | .000 | 6-8 | .750 | 8 | 5 | 13 | 6.5 | 7 | 4 | 2 | 3 | 2 | 12 | 6.0 |

Player Averages

| Games Played | Minutes/game | Points/game | FG Pct | 3FG Pct | FT Pct | Rebounds/game | Assists/game | Turnovers/game | Assist/Turnover ratio | Steals/game | Blocks/game |
|--------------|--------------|-------------|--------|---------|--------|---------------|--------------|----------------|-----------------------|-------------|-------------|
| 2 | 17.8 | 6.0 | 100.0 | 0.0 | 75.0 | 6.5 | 2.0 | 1.0 | 2.0 | 1.0 | 1.5 |

| | | | | Field Goals | | 3-Point | | F-Throws | | Rebounds | | | | Scoring | | | | | | |
|---------------------|------|--------------|-----------------|--------------|-------------|------------|-------------|--------------|-------------|-----------|-----------|------------|------------|-------------|-----------|-----------|-----------|-----------|------------|------------|
| SEASON | TEAM | GP-GS | MIN/AVG | FG-FGA | FG% | 3FG-3FGA | 3FG% | FT-FTA | FT% | OFF | DEF | TOT | AVG | PF-FO | A | TO | BLK | STL | PTS | AVG |
| 2020-21 | WSU | 7-0 | 23/3.2 | 4-6 | .667 | 0-0 | .000 | 0-0 | .000 | 1 | 3 | 4 | 0.6 | 5-0 | 0 | 2 | 0 | 0 | 8 | 1.1 |
| 2021-22 | SU | 31-20 | 429/13.8 | 48-74 | .649 | 0-0 | .000 | 31-39 | .795 | 48 | 56 | 104 | 3.4 | 68-1 | 6 | 27 | 30 | 10 | 127 | 4.1 |
| 2022-23 | SU | 2-2 | 36/17.8 | 3-3 | 1.000 | 0-0 | .000 | 6-8 | .750 | 8 | 5 | 13 | 6.5 | 7-1 | 4 | 2 | 3 | 2 | 12 | 6.0 |
| TOTAL FOR SU | | 33-22 | 464/14.1 | 51-77 | .662 | 0-0 | .000 | 37-47 | .787 | 56 | 61 | 117 | 3.5 | 75-2 | 10 | 29 | 33 | 12 | 139 | 4.2 |
| TOTAL | | 40-22 | 487/12.2 | 55-83 | .663 | 0-0 | .000 | 37-47 | .787 | 57 | 64 | 121 | 3.0 | 80-2 | 10 | 31 | 33 | 12 | 147 | 3.7 |

Single Game Highs

| Statistic | Value | |
|-------------|-------|---|
| Points | 18 | vs Northwest (WA) 12/22/21 |
| Rebounds | 10 | vs Pacific Lutheran 11/23/21 |
| Assists | 3 | at UC San Diego 11/07/22 |
| Steals | 2 | vs VMI 12/05/21 |
| Blocks | 4 | vs UTRGV 02/10/22 |
| FG Made | 8 | vs Northwest (WA) 12/22/21 |
| FG Attempts | 9 | vs Northwest (WA) 12/22/21 |
| FT Made | 6 | vs UTRGV 02/10/22, vs Portland St. 11/13/22 |
| FT Attempts | 8 | vs Portland St. 11/13/22 |



2022-23 PLAYER GAME-BY-GAME

#33 KOBE WILLIAMSON

| Opponent | Date | GS | MIN | Total | | 3-Pointers | | Free throws | | Rebounds | | | | | | | | | | |
|-----------------|------------|----------|--------------|-------------|-------------|------------|-------------|-------------|--------------|----------|----------|-----------|------------|----------|----------|----------|----------|----------|----------|------------|
| | | | | FG-FGA | PCT | 3FG-3FGA | PCT | FT-FTA | PCT | OFF | DEF | TOT | AVG | PF | A | TO | BLK | STL | PTS | AVG |
| at UC San Diego | 11/07/2022 | | 14:29 | 0-3 | .000 | 0-1 | .000 | 0-0 | .000 | 0 | 3 | 3 | 3.0 | 1 | 3 | 0 | 0 | 1 | 0 | 0.0 |
| Puget Sound | 11/09/2022 | * | 17:00 | 2-6 | .333 | 1-3 | .333 | 0-0 | .000 | 1 | 0 | 1 | 2.0 | 1 | 2 | 1 | 1 | 1 | 5 | 2.5 |
| Portland St. | 11/13/2022 | | 15:51 | 0-1 | .000 | 0-0 | .000 | 2-2 | 1.000 | 1 | 5 | 6 | 3.3 | 2 | 0 | 0 | 0 | 0 | 2 | 2.3 |
| Totals | | 1 | 47:20 | 2-10 | .200 | 1-4 | .250 | 2-2 | 1.000 | 2 | 8 | 10 | 3.3 | 4 | 5 | 1 | 1 | 2 | 7 | 2.3 |

Player Averages

| Games Played | Minutes/game | Points/game | FG Pct | 3FG Pct | FT Pct | Rebounds/game | Assists/game | Turnovers/game | Assist/Turnover ratio | Steals/game | Blocks/game |
|--------------|--------------|-------------|--------|---------|--------|---------------|--------------|----------------|-----------------------|-------------|-------------|
| 3 | 15.8 | 2.3 | 20.0 | 25.0 | 100.0 | 3.3 | 1.7 | 0.3 | 5.0 | 0.7 | 0.3 |

| | | | | Field Goals | | 3-Point | | F-Throws | | Rebounds | | | | | | | | | | | Scoring | |
|--------------|------|--------------|------------------|----------------|-------------|---------------|-------------|--------------|-------------|-----------|------------|------------|------------|--------------|-----------|-----------|-----------|-----------|------------|------------|---------|--|
| SEASON | TEAM | GP-GS | MIN/AVG | FG-FGA | FG% | 3FG-3FGA | 3FG% | FT-FTA | FT% | OFF | DEF | TOT | AVG | PF-FO | A | TO | BLK | STL | PTS | AVG | | |
| 2020-21 | SU | 23-23 | 648/28.2 | 50-138 | .362 | 20-76 | .263 | 20-28 | .714 | 46 | 92 | 138 | 6.0 | 81-5 | 15 | 26 | 27 | 14 | 140 | 6.1 | | |
| 2021-22 | SU | 30-12 | 511/17.0 | 53-122 | .434 | 19-67 | .284 | 23-30 | .767 | 34 | 97 | 131 | 4.4 | 59-1 | 19 | 15 | 30 | 14 | 148 | 4.9 | | |
| 2022-23 | SU | 3-1 | 47/15.8 | 2-10 | .200 | 1-4 | .250 | 2-2 | 1.000 | 2 | 8 | 10 | 3.3 | 4-0 | 5 | 1 | 1 | 2 | 7 | 2.3 | | |
| TOTAL | | 56-36 | 1207/21.5 | 105-270 | .389 | 40-147 | .272 | 45-60 | .750 | 82 | 197 | 279 | 5.0 | 144-6 | 39 | 42 | 58 | 30 | 295 | 5.3 | | |

Single Game Highs

| Statistic | Value | |
|--------------|-------|--|
| Points | 14 | vs Grand Canyon 02/26/21, vs Morgan St. 11/18/21, vs Lamar University 02/12/22 |
| Rebounds | 15 | at Utah Tech 02/05/21 |
| Assists | 3 | vs New Mexico St. 02/12/21, vs Northwest (WA) 12/22/21, at UC San Diego 11/07/22 |
| Steals | 2 | 7 times |
| Blocks | 4 | at Utah Tech 02/05/21 |
| FG Made | 5 | 4 times |
| FG Attempts | 13 | vs New Mexico St. 02/12/21 |
| 3FG Made | 3 | vs Grand Canyon 02/26/21, at California Baptist 03/06/21, at UTRGV 02/16/22 |
| 3FG Attempts | 10 | vs Grand Canyon 02/26/21 |
| FT Made | 4 | vs Lamar University 02/12/22 |
| FT Attempts | 4 | vs Alcorn 11/10/21, vs Lamar University 02/12/22 |



2022-23 PLAYER GAME-BY-GAME

#35 MATTHEW LEVIS

| Opponent | Date | GS | MIN | Total | | 3-Pointers | | Free throws | | Rebounds | | | | | | | | PTS | AVG |
|-----------------|------------|----------|--------------|------------|-------------|------------|-------------|-------------|-------------|----------|----------|----------|------------|----------|----------|----------|----------|----------|------------|
| | | | | FG-FGA | PCT | 3FG-3FGA | PCT | FT-FTA | PCT | OFF | DEF | TOT | AVG | PF | A | TO | BLK | STL | |
| at UC San Diego | 11/07/2022 | | 02:01 | 0-0 | .000 | 0-0 | .000 | 0-0 | .000 | 0 | 0 | 0 | 0.0 | 0 | 1 | 0 | 0 | 0 | 0.0 |
| Puget Sound | 11/09/2022 | | 16:40 | 2-6 | .333 | 1-4 | .250 | 0-0 | .000 | 2 | 0 | 2 | 1.0 | 0 | 0 | 3 | 0 | 1 | 2.5 |
| Totals | | 0 | 18:41 | 2-6 | .333 | 1-4 | .250 | 0-0 | .000 | 2 | 0 | 2 | 1.0 | 0 | 1 | 3 | 0 | 1 | 2.5 |

Player Averages

| Games Played | Minutes/game | Points/game | FG Pct | 3FG Pct | FT Pct | Rebounds/game | Assists/game | Turnovers/game | Assist/Turnover ratio | Steals/game | Blocks/game |
|--------------|--------------|-------------|--------|---------|--------|---------------|--------------|----------------|-----------------------|-------------|-------------|
| 2 | 9.3 | 2.5 | 33.3 | 25.0 | 0.0 | 1.0 | 0.5 | 1.5 | 0.3 | 0.5 | 0.0 |

| | | | | Field Goals | | 3-Point | | F-Throws | | Rebounds | | | | | | | | | Scoring | |
|---------|------|-------|---------|-------------|------|----------|------|----------|------|----------|-----|-----|-----|-------|---|----|-----|-----|---------|-----|
| SEASON | TEAM | GP-GS | MIN/AVG | FG-FGA | FG% | 3FG-3FGA | 3FG% | FT-FTA | FT% | OFF | DEF | TOT | AVG | PF-FO | A | TO | BLK | STL | PTS | AVG |
| 2020-21 | SU | 3-0 | 8/2.5 | 0-1 | .000 | 0-0 | .000 | 0-0 | .000 | 1 | 0 | 1 | 0.3 | 0-0 | 1 | 1 | 0 | 1 | 0 | 0.0 |
| 2021-22 | SU | 7-0 | 34/4.8 | 3-9 | .333 | 2-6 | .333 | 0-0 | .000 | 2 | 4 | 6 | 0.9 | 2-0 | 2 | 2 | 0 | 0 | 8 | 1.1 |
| 2022-23 | SU | 2-0 | 19/9.3 | 2-6 | .333 | 1-4 | .250 | 0-0 | .000 | 2 | 0 | 2 | 1.0 | 0-0 | 1 | 3 | 0 | 1 | 5 | 2.5 |
| TOTAL | | 12-0 | 60/5.0 | 5-16 | .313 | 3-10 | .300 | 0-0 | .000 | 5 | 4 | 9 | 0.8 | 2-0 | 4 | 6 | 0 | 2 | 13 | 1.1 |

Single Game Highs

| Statistic | Value | |
|--------------|-------|--|
| Points | 5 | vs Puget Sound 11/09/22 |
| Rebounds | 2 | vs Idaho St. 11/14/21, at UTRGV 02/16/22, vs Puget Sound 11/09/22 |
| Assists | 1 | 4 times |
| Steals | 1 | vs Grand Canyon 03/12/21, vs Puget Sound 11/09/22 |
| FG Made | 2 | vs Puget Sound 11/09/22 |
| FG Attempts | 6 | vs Puget Sound 11/09/22 |
| 3FG Made | 1 | vs Lamar University 02/12/22, at UTRGV 02/16/22, vs Puget Sound 11/09/22 |
| 3FG Attempts | 4 | vs Puget Sound 11/09/22 |



#41 JAREN NAFARRETE

| Opponent | Date | GS | MIN | Total | | 3-Pointers | | Free throws | | Rebounds | | | | | | | |
|---------------|------------|----------|--------------|-------------|-------------|------------|-------------|-------------|-------------|----------|----------|----------|------------|----------|----------|----------|----------|
| | | | | FG-FGA | PCT | 3FG-3FGA | PCT | FT-FTA | PCT | OFF | DEF | TOT | AVG | PF | A | TO | BLK |
| Puget Sound | 11/09/2022 | | 14:25 | 5-10 | .500 | 2-4 | .500 | 3-4 | .750 | 0 | 1 | 1 | 1.0 | 2 | 0 | 1 | 0 |
| Totals | | 0 | 14:25 | 5-10 | .500 | 2-4 | .500 | 3-4 | .750 | 0 | 1 | 1 | 1.0 | 2 | 0 | 1 | 0 |

Player Averages

| Games Played | Minutes/ game | Points/ game | FG Pct | 3FG Pct | FT Pct | Rebounds/ game | Assists/ game | Turnovers/ game | Assist/Turnover ratio | Steals/ game | Blocks/ game |
|--------------|---------------|--------------|--------|---------|--------|----------------|---------------|-----------------|-----------------------|--------------|--------------|
| 1 | 14.4 | 15.0 | 50.0 | 50.0 | 75.0 | 1.0 | 0.0 | 1.0 | 0.0 | 3.0 | 0.0 |

| | | | | Field Goals | | 3-Point | | F-Throws | | Rebounds | | | | Scoring | | | |
|--------------|------|------------|---------------|-------------|-------------|------------|-------------|------------|-------------|----------|----------|----------|------------|------------|----------|----------|----------|
| SEASON | TEAM | GP-GS | MIN/AVG | FG-FGA | FG% | 3FG-3FGA | 3FG% | FT-FTA | FT% | OFF | DEF | TOT | AVG | PF-FO | A | TO | BLK |
| 2020-21 | SU | 1-0 | 2/2.4 | 0-0 | .000 | 0-0 | .000 | 0-0 | .000 | 0 | 0 | 0 | 0.0 | 0-0 | 0 | 0 | 0 |
| 2021-22 | SU | 3-0 | 12/4.1 | 3-5 | .600 | 1-1 | 1.000 | 1-2 | .500 | 0 | 3 | 3 | 1.0 | 2-0 | 2 | 1 | 0 |
| 2022-23 | SU | 1-0 | 14/14.4 | 5-10 | .500 | 2-4 | .500 | 3-4 | .750 | 0 | 1 | 1 | 1.0 | 2-0 | 0 | 1 | 0 |
| TOTAL | | 5-0 | 29/5.9 | 8-15 | .533 | 3-5 | .600 | 4-6 | .667 | 0 | 4 | 4 | 0.8 | 4-0 | 2 | 2 | 0 |

Single Game Highs

| Statistic | Value | |
|--------------|-------|--|
| Points | 15 | vs Puget Sound 11/09/22 |
| Rebounds | 3 | vs Pacific Lutheran 11/23/21 |
| Assists | 1 | vs Pacific Lutheran 11/23/21, vs Northwest (WA) 12/22/21 |
| Steals | 3 | vs Puget Sound 11/09/22 |
| FG Made | 5 | vs Puget Sound 11/09/22 |
| FG Attempts | 10 | vs Puget Sound 11/09/22 |
| 3FG Made | 2 | vs Puget Sound 11/09/22 |
| 3FG Attempts | 4 | vs Puget Sound 11/09/22 |
| FT Made | 3 | vs Puget Sound 11/09/22 |
| FT Attempts | 4 | vs Puget Sound 11/09/22 |



2022-23 POINTS-REBOUNDS-ASSISTS

| Opponent | Date | Score | 0 | 2 | 5 | 10 | 11 | 12 | 13 | 15 | 21 | 23 | 25 |
|-----------------|------------|----------|------------|------------|------------|------------|------------|------------|------------|------------|------------|------------|------------|
| | | | SCHUMACHER | DAWSON,PAR | TYSON,CAME | LLOYD,ANJA | GRIGSBY,RI | NUNN,BRODY | PENN,DOMIN | UDENYI,EME | RAJKOVIĆ,V | REILEY,SEY | CHATFIELD, |
| at UC San Diego | 11/07/2022 | 85-71 W | 9-7-5 | DNP | 35-8-1 | 6-0-0 | 14-2-2 | DNP | DNP | 10-6-6 | 3-2-2 | 2-0-1 | 6-5-3 |
| Puget Sound | 11/09/2022 | 106-55 W | 15-3-3 | 8-2-1 | DNP | 21-3-1 | DNP | 11-2-1 | 1-4-2 | 8-8-3 | 4-11-2 | 13-11-1 | DNP |
| Portland St. | 11/13/2022 | 83-71 W | 13-4-5 | 18-6-1 | 32-3-0 | 0-0-0 | 0-1-0 | DNP | DNP | 0-5-0 | 0-3-1 | 12-5-1 | 6-8-1 |
| Opponent | Date | Score | 33 | 35 | 41 | | | | | | | | |
| | | | WILLIAMSON | LEVIS,MATT | NAFARRETE, | | | | | | | | |
| at UC San Diego | 11/07/2022 | 85-71 W | 0-3-3 | 0-0-1 | DNP | | | | | | | | |
| Puget Sound | 11/09/2022 | 106-55 W | 5-1-2 | 5-2-0 | 15-1-0 | | | | | | | | |
| Portland St. | 11/13/2022 | 83-71 W | 2-6-0 | DNP | DNP | | | | | | | | |



2022-23 Seattle U Men's Basketball Team High/Low Analysis All games

Page 1/4
as of Nov 15, 2022

Seattle U - Game Highs

| | | |
|-----------------------|----------------------------|---|
| POINTS | 106 85 83 | Puget Sound (11/09/2022) at UC San Diego (11/07/2022) Portland St. (11/13/2022) |
| FIELD GOALS MADE | 37 30 | Puget Sound (11/09/2022) at UC San Diego (11/07/2022) |
| FIELD GOAL ATTEMPTS | 73 65 | Puget Sound (11/09/2022) at UC San Diego (11/07/2022) |
| FIELD GOAL PERCENTAGE | 507 (37-73) 462 (30-65) | Puget Sound (11/09/2022) at UC San Diego (11/07/2022) |
| 3 PT FG MADE | 14 13 | at UC San Diego (11/07/2022) Puget Sound (11/09/2022) |
| 3 PT FG ATTEMPTS | 35 34 | Puget Sound (11/09/2022) at UC San Diego (11/07/2022) |
| 3 PT FG PERCENTAGE | 458 (11-24) 412 (14-34) | Portland St. (11/13/2022) at UC San Diego (11/07/2022) |
| FREE THROWS MADE | 26 19 | Portland St. (11/13/2022) Puget Sound (11/09/2022) |
| FREE THROW ATTEMPTS | 38 24 | Portland St. (11/13/2022) Puget Sound (11/09/2022) |
| FREE THROW PERCENTAGE | 792 (19-24) 684 (26-38) | Puget Sound (11/09/2022) Portland St. (11/13/2022) |
| REBOUNDS | 48 46 | Puget Sound (11/09/2022) Portland St. (11/13/2022) |
| ASSISTS | 24 16 | at UC San Diego (11/07/2022) Puget Sound (11/09/2022) |
| STEALS | 12 6 | Puget Sound (11/09/2022) at UC San Diego (11/07/2022) |
| BLOCKED SHOTS | 4 2 | at UC San Diego (11/07/2022) Portland St. (11/13/2022) |
| TURNOVERS | 17 14 | Puget Sound (11/09/2022) Portland St. (11/13/2022) |
| FOULS | 27 18 | Portland St. (11/13/2022) at UC San Diego (11/07/2022) |



2022-23 Seattle U Men's Basketball Team High/Low Analysis All games

Page 2/4
as of Nov 15, 2022

Opponent - Game Highs

| | | |
|-----------------------|--|---|
| POINTS | 71 71 55 | Portland St. (11/13/2022) at UC San Diego (11/07/2022) Puget Sound (11/09/2022) |
| FIELD GOALS MADE | 25 22 | at UC San Diego (11/07/2022) Portland St. (11/13/2022) |
| FIELD GOAL ATTEMPTS | 67 60 | Portland St. (11/13/2022) Puget Sound (11/09/2022) |
| FIELD GOAL PERCENTAGE | 472 (25-53) 350 (21-60) | at UC San Diego (11/07/2022) Puget Sound (11/09/2022) |
| 3 PT FG MADE | 7 6 | Puget Sound (11/09/2022) Portland St. (11/13/2022) |
| 3 PT FG ATTEMPTS | 27 24 | Puget Sound (11/09/2022) Portland St. (11/13/2022) |
| 3 PT FG PERCENTAGE | 259 (7-27) 250 (6-24) 250 (5-20) | Puget Sound (11/09/2022) Portland St. (11/13/2022) at UC San Diego (11/07/2022) |
| FREE THROWS MADE | 21 16 | Portland St. (11/13/2022) at UC San Diego (11/07/2022) |
| FREE THROW ATTEMPTS | 28 21 | Portland St. (11/13/2022) at UC San Diego (11/07/2022) |
| FREE THROW PERCENTAGE | 762 (16-21) 750 (21-28) | at UC San Diego (11/07/2022) Portland St. (11/13/2022) |
| REBOUNDS | 37 30 | Portland St. (11/13/2022) at UC San Diego (11/07/2022) |
| ASSISTS | 17 10 | at UC San Diego (11/07/2022) Puget Sound (11/09/2022) |
| STEALS | 7 5 | Puget Sound (11/09/2022) at UC San Diego (11/07/2022) |
| BLOCKED SHOTS | 4 4 | Portland St. (11/13/2022) Puget Sound (11/09/2022) |
| TURNOVERS | 26 9 9 | Puget Sound (11/09/2022) Portland St. (11/13/2022) at UC San Diego (11/07/2022) |
| FOULS | 29 18 | Portland St. (11/13/2022) Puget Sound (11/09/2022) |



2022-23 Seattle U Men's Basketball Team High/Low Analysis All games

Page 3/4
as of Nov 15, 2022

Seattle U - Game Lows

| | | |
|-----------------------|----------------------------|---|
| POINTS | 83 85 106 | Portland St. (11/13/2022) at UC San Diego (11/07/2022) Puget Sound (11/09/2022) |
| FIELD GOALS MADE | 23 30 | Portland St. (11/13/2022) at UC San Diego (11/07/2022) |
| FIELD GOAL ATTEMPTS | 53 65 | Portland St. (11/13/2022) at UC San Diego (11/07/2022) |
| FIELD GOAL PERCENTAGE | 434 (23-53) 462 (30-65) | Portland St. (11/13/2022) at UC San Diego (11/07/2022) |
| 3 PT FG MADE | 11 13 | Portland St. (11/13/2022) Puget Sound (11/09/2022) |
| 3 PT FG ATTEMPTS | 24 34 | Portland St. (11/13/2022) at UC San Diego (11/07/2022) |
| 3 PT FG PERCENTAGE | 371 (13-35) 412 (14-34) | Puget Sound (11/09/2022) at UC San Diego (11/07/2022) |
| FREE THROWS MADE | 11 19 | at UC San Diego (11/07/2022) Puget Sound (11/09/2022) |
| FREE THROW ATTEMPTS | 18 24 | at UC San Diego (11/07/2022) Puget Sound (11/09/2022) |
| FREE THROW PERCENTAGE | 611 (11-18) 684 (26-38) | at UC San Diego (11/07/2022) Portland St. (11/13/2022) |
| REBOUNDS | 37 46 | at UC San Diego (11/07/2022) Portland St. (11/13/2022) |
| ASSISTS | 9 16 | Portland St. (11/13/2022) Puget Sound (11/09/2022) |
| STEALS | 4 6 | Portland St. (11/13/2022) at UC San Diego (11/07/2022) |
| BLOCKED SHOTS | 2 2 | at UC San Diego (11/07/2022) Puget Sound (11/09/2022) |
| TURNOVERS | 7 14 | at UC San Diego (11/07/2022) Puget Sound (11/09/2022) |
| FOULS | 15 18 | Puget Sound (11/09/2022) at UC San Diego (11/07/2022) |



2022-23 Seattle U Men's Basketball Team High/Low Analysis All games

Page 4/4
as of Nov 15, 2022

Opponent - Game Lows

| | | |
|-----------------------|----------------------------|---|
| POINTS | 55 71 71 | Puget Sound (11/09/2022) Portland St. (11/13/2022) at UC San Diego (11/07/2022) |
| FIELD GOALS MADE | 21 22 | Puget Sound (11/09/2022) Portland St. (11/13/2022) |
| FIELD GOAL ATTEMPTS | 53 60 | at UC San Diego (11/07/2022) Puget Sound (11/09/2022) |
| FIELD GOAL PERCENTAGE | 328 (22-67) 350 (21-60) | Portland St. (11/13/2022) Puget Sound (11/09/2022) |
| 3 PT FG MADE | 5 6 | at UC San Diego (11/07/2022) Portland St. (11/13/2022) |
| 3 PT FG ATTEMPTS | 20 24 | at UC San Diego (11/07/2022) Portland St. (11/13/2022) |
| 3 PT FG PERCENTAGE | 250 (6-24) 250 (5-20) | Portland St. (11/13/2022) at UC San Diego (11/07/2022) |
| FREE THROWS MADE | 6 16 | Puget Sound (11/09/2022) at UC San Diego (11/07/2022) |
| FREE THROW ATTEMPTS | 12 21 | Puget Sound (11/09/2022) at UC San Diego (11/07/2022) |
| FREE THROW PERCENTAGE | 500 (6-12) 750 (21-28) | Puget Sound (11/09/2022) Portland St. (11/13/2022) |
| REBOUNDS | 27 30 | Puget Sound (11/09/2022) at UC San Diego (11/07/2022) |
| ASSISTS | 8 10 | Portland St. (11/13/2022) Puget Sound (11/09/2022) |
| STEALS | 4 5 | Portland St. (11/13/2022) at UC San Diego (11/07/2022) |
| BLOCKED SHOTS | 2 4 | at UC San Diego (11/07/2022) Portland St. (11/13/2022) |
| TURNOVERS | 9 9 | Portland St. (11/13/2022) at UC San Diego (11/07/2022) |
| FOULS | 16 18 | at UC San Diego (11/07/2022) Puget Sound (11/09/2022) |





2022-23 BOX SCORES



Official Basketball Box Score - Final
Seattle U at UC San Diego
11/07/22 LoniFree Arena, La Jolla
2022-23 Men's Basketball

Game Time: 7:00 PM
Game Duration: 2:04
Attendance: 1,386

Officials: Andy Cohn, Juan Corral, Kevin Smith

Seattle U - 85

Record: 1-0

| NO. | Name | Min | FG | 3P | FT | Rebounds | Fouls | TP | AS | TO | ST | Blocks | +/- |
|--------|-------------------|---------|-------|-------|-------|-----------|-------|----|----|----|----|--------|------|
| | | | M-A | M-A | M-A | OR DR TOT | PF FD | | | | | BS BA | |
| 15 | Emeka Udenyi | F 25:45 | 5-5 | 0-0 | 0-0 | 2 4 6 | 1 1 | 10 | 6 | 0 | 2 | 0 | 25 |
| 25 | Brandon Chatfield | F 17:15 | 3-3 | 0-0 | 0-0 | 4 1 5 | 2 1 | 6 | 3 | 0 | 1 | 2 | 6 |
| 0 | Alex Schumacher | G 32:28 | 2-17 | 0-7 | 5-8 | 1 6 7 | 1 7 | 9 | 5 | 3 | 1 | 0 | 8 |
| 5 | Cameron Tyson | G 34:50 | 12-18 | 7-12 | 4-8 | 3 5 8 | 3 3 | 35 | 1 | 1 | 1 | 0 | 16 |
| 11 | Riley Grigsby | G 36:02 | 4-11 | 4-8 | 2-2 | 2 0 2 | 3 1 | 14 | 2 | 1 | 0 | 2 | 18 |
| 21 | Viktor Rajković | 21:02 | 1-4 | 1-3 | 0-0 | 0 2 2 | 3 0 | 3 | 2 | 1 | 0 | 0 | 1 |
| 33 | Kobe Williamson | 14:29 | 0-3 | 0-1 | 0-0 | 0 3 3 | 1 2 | 0 | 3 | 0 | 1 | 0 | -4 |
| 23 | Seyi Riley | 06:10 | 1-1 | 0-0 | 0-0 | 0 0 0 | 4 1 | 2 | 1 | 0 | 0 | 0 | -4 |
| 10 | Anjaylo Lloyd | 09:58 | 2-3 | 2-3 | 0-0 | 0 0 0 | 0 0 | 6 | 1 | 0 | 0 | 0 | 0 |
| 35 | Matthew Lewis | 02:01 | 0-0 | 0-0 | 0-0 | 0 0 0 | 0 0 | 1 | 0 | 0 | 0 | 0 | 4 |
| Team | | | | | | 2 2 4 | | 0 | 0 | | | | |
| Totals | | | 30-65 | 14-34 | 11-18 | 14 23 37 | 18 16 | 85 | 24 | 7 | 6 | 4 | 2 14 |

Technical Fouls:Schumacher 2nd4:23

| Shooting By Period | | | |
|---------------------|-------|-------|--|
| 1 st FG% | 15-34 | 44.1% | |
| 3PT% | 6-17 | 35.3% | |
| FT% | 6-7 | 85.7% | |
| 2 nd FG% | 15-31 | 48.4% | |
| 3PT% | 8-17 | 47.1% | |
| FT% | 5-11 | 45.5% | |
| GM FG% | 30-65 | 46.2% | |
| 3PT% | 14-34 | 41.2% | |
| FT% | 11-18 | 61.1% | |

Dead Ball Rebounds: 4, 1

UC San Diego - 71

Record: 0-1

| NO. | Name | Min | FG | 3P | FT | Rebounds | Fouls | TP | AS | TO | ST | Blocks | +/- |
|--------|---------------------|---------|-------|------|-------|-----------|-------|----|----|----|----|--------|-------|
| | | | M-A | M-A | M-A | OR DR TOT | PF FD | | | | | BS BA | |
| 1 | Jake Kosakowski | F 26:15 | 2-6 | 2-6 | 0-0 | 0 3 3 | 3 1 | 6 | 0 | 1 | 0 | 0 | -17 |
| 3 | Justin DeGraaf | F 11:28 | 0-3 | 0-2 | 1-2 | 2 0 2 | 1 2 | 1 | 0 | 1 | 0 | 0 | -19 |
| 33 | J'Raen Brooks | F 25:09 | 3-5 | 0-1 | 5-6 | 1 4 5 | 4 4 | 11 | 2 | 2 | 1 | 0 | -24 |
| 4 | Bryce Pope | G 32:55 | 8-16 | 3-8 | 4-4 | 0 3 3 | 2 3 | 23 | 3 | 0 | 1 | 0 | -20 |
| 22 | Jaco Roquemore | G 25:58 | 0-0 | 0-0 | 1-2 | 0 1 1 | 2 1 | 1 | 4 | 1 | 1 | 0 | -22 |
| 0 | Roddie Anderson III | 30:34 | 4-11 | 0-1 | 2-3 | 1 5 6 | 3 4 | 10 | 5 | 2 | 1 | 0 | 9 |
| 20 | Vuk Vuklic | 13:26 | 1-1 | 0-0 | 0-0 | 1 0 1 | 0 0 | 2 | 1 | 0 | 0 | 0 | 3 |
| 25 | Emmanuel Tshimanga | 14:23 | 6-8 | 0-0 | 3-4 | 0 1 1 | 1 2 | 15 | 1 | 1 | 0 | 2 | 10 |
| 15 | Quin Patterson | 14:34 | 1-3 | 0-2 | 0-0 | 0 0 1 | 0 0 | 2 | 0 | 0 | 1 | 0 | 9 |
| 10 | Camden McCormick | 05:18 | 0-0 | 0-0 | 0-0 | 0 0 0 | 0 0 | 1 | 0 | 0 | 0 | 0 | 1 |
| Team | | | | | | 1 6 7 | | 0 | 1 | | | | |
| Totals | | | 25-53 | 5-20 | 16-21 | 6 24 30 | 16 17 | 71 | 17 | 9 | 5 | 2 | 4 -14 |

Technical Fouls:NONE

| Shooting By Period | | | |
|---------------------|-------|-------|--|
| 1 st FG% | 11-26 | 42.3% | |
| 3PT% | 3-11 | 27.3% | |
| FT% | 4-7 | 57.1% | |
| 2 nd FG% | 14-27 | 51.9% | |
| 3PT% | 2-9 | 22.2% | |
| FT% | 12-14 | 85.7% | |
| GM FG% | 25-53 | 47.2% | |
| 3PT% | 5-20 | 25.0% | |
| FT% | 16-21 | 76.2% | |

Dead Ball Rebounds: 3, 0

| | SU | UCSD |
|------------------|----------------------------|---------------------------|
| Biggest lead | 16 (2 nd 18:38) | 0 (1 st 20:00) |
| Best Scoring Run | 12 (2 nd 18:38) | 9 (1 st 2:56) |
| Lead Changes | 0 | |
| Times Tied | 0 | |
| Time with Lead | 39:44 | 00:00 |

| Points from | SU | UCSD |
|---------------|----|------|
| Turnovers | 14 | 6 |
| Paint | 30 | 34 |
| Second Chance | 19 | 7 |
| Fast Breaks | 8 | 9 |
| Bench | 11 | 29 |

| Period by Period Scoring | 1st | 2nd | TOT |
|--------------------------|-----|-----|-----|
| SU | 42 | 43 | 85 |
| UCSD | 29 | 42 | 71 |



Official Basketball Box Score - Final
Puget Sound at Seattle U
11/09/22 Redhawk Center, Seattle, WA
2022-23 Men's Basketball

Game Time: 7:00 PM
Game Duration: 1:51
Attendance: 896

Officials: Gregory Nixon, Mark Cook, Derek Anganes

Puget Sound - 55

Record: 0-0

| NO. | Name | Min | FG | 3P | FT | Rebounds | Fouls | TP | AS | TO | ST | Blocks | +/- |
|--------|--------------------|---------|-------|------|------|-----------|-------|----|----|----|----|--------|-------|
| | | | M-A | M-A | M-A | OR DR TOT | PF FD | | | | | BS BA | |
| 0 | Mussie Teclamarlam | F 25:23 | 3-9 | 2-5 | 0-0 | 0 7 7 | 2 2 | 8 | 0 | 5 | 3 | 2 | 1 -32 |
| 11 | Grant Erickson | F 21:38 | 5-9 | 1-1 | 1-2 | 1 4 5 | 4 3 | 12 | 1 | 6 | 1 | 0 | -20 |
| 12 | Taj Phillips | G 23:29 | 3-8 | 0-3 | 3-5 | 0 2 2 | 2 4 | 9 | 5 | 1 | 0 | 0 | -33 |
| 13 | Liam Rutledge | G 19:37 | 3-8 | 1-3 | 0-0 | 1 0 1 | 0 1 | 7 | 0 | 2 | 0 | 0 | -22 |
| 20 | Will Pohland | G 16:28 | 1-4 | 0-2 | 0-0 | 0 0 0 | 3 0 | 2 | 0 | 1 | 1 | 0 | -25 |
| 5 | Will Mathews | 11:20 | 0-3 | 0-0 | 1-2 | 0 0 0 | 2 1 | 1 | 0 | 0 | 0 | 1 | -23 |
| 21 | Zac Claus | 14:30 | 1-4 | 0-1 | 0-0 | 0 3 3 | 0 0 | 2 | 2 | 3 | 0 | 0 | -26 |
| 33 | Charlie DeBoer | 13:54 | 1-4 | 1-3 | 0-0 | 0 1 1 | 2 0 | 8 | 1 | 1 | 1 | 0 | -31 |
| 1 | Drew Gillette | 14:43 | 0-3 | 0-3 | 0-0 | 1 1 2 | 0 0 | 0 | 0 | 2 | 0 | 0 | -23 |
| 2 | Dazman Baker | 16:23 | 1-4 | 0-3 | 1-3 | 0 2 2 | 1 2 | 3 | 0 | 2 | 0 | 0 | -15 |
| 25 | Jack Bailey | 11:29 | 1-1 | 1-1 | 0-0 | 1 0 1 | 1 2 | 3 | 0 | 1 | 0 | 0 | -20 |
| 4 | Kobe Smith | 03:18 | 1-1 | 1-1 | 0-0 | 0 1 0 | 1 0 | 3 | 0 | 1 | 1 | 0 | 2 |
| 10 | Jaden Turner | 03:18 | 1-2 | 0-1 | 0-0 | 0 1 1 | 1 0 | 2 | 1 | 0 | 0 | 0 | 3 |
| 15 | Kyle Wells | 02:15 | 0-0 | 0-0 | 0-0 | 0 1 0 | 0 0 | 0 | 0 | 0 | 0 | 0 | 5 |
| 22 | Jonathan Guy | 02:15 | 0-0 | 0-0 | 0-0 | 0 0 0 | 0 0 | 0 | 0 | 1 | 0 | 0 | 5 |
| Team | | | | | | 0 0 0 | | 0 | 0 | | | | |
| Totals | | | 21-60 | 7-27 | 6-12 | 4 23 27 | 18 15 | 55 | 10 | 26 | 7 | 4 | 2 -51 |

Technical Fouls:NONE

Seattle U - 106

Record: 2-0

| NO. | Name | Min | FG | 3P | FT | Rebounds | Fouls | TP | AS | TO | ST | Blocks | +/- |
|--------|-----------------|---------|-------|-------|-------|-----------|-------|-----|----|----|----|--------|------|
| | | | M-A | M-A | M-A | OR DR TOT | PF FD | | | | | BS BA | |
| 15 | Emeka Udenyi | F 17:34 | 4-4 | 0-0 | 0-0 | 0 8 8 | 0 0 | 8 | 3 | 2 | 1 | 1 | 0 24 |
| 21 | Viktor Rajković | F 27:39 | 1-4 | 0-2 | 2-2 | 3 8 11 | 2 2 | 4 | 2 | 2 | 2 | 0 | 40 |
| 0 | Alex Schumacher | G 19:45 | 6-8 | 1-2 | 2-2 | 0 3 3 | 3 2 | 15 | 3 | 1 | 1 | 0 | 26 |
| 10 | Anjaylo Lloyd | G 19:10 | 7-10 | 5-7 | 2-2 | 1 2 3 | 1 3 | 21 | 1 | 0 | 1 | 0 | 36 |
| 33 | Kobe Williamson | G 17:00 | 2-6 | 1-3 | 0-0 | 1 0 1 | 1 0 | 5 | 2 | 1 | 1 | 1 | 13 |
| 2 | Paris Dawson | 14:12 | 4-8 | 0-3 | 0-0 | 0 2 2 | 0 0 | 8 | 1 | 2 | 2 | 0 | 18 |
| 23 | Seyi Riley | 22:44 | 3-7 | 0-1 | 7-10 | 5 6 11 | 3 6 | 13 | 1 | 0 | 1 | 0 | 39 |
| 35 | Matthew Lewis | 16:40 | 2-6 | 1-4 | 0-0 | 2 0 2 | 0 0 | 1 | 15 | 0 | 3 | 1 | 0 21 |
| 12 | Brody Nunn | 16:53 | 3-6 | 3-6 | 2-2 | 0 2 2 | 0 1 | 11 | 1 | 1 | 0 | 0 | 14 |
| 13 | Dominic Penn | 13:58 | 0-4 | 0-3 | 1-2 | 1 3 4 | 3 1 | 1 | 2 | 0 | 0 | 0 | 9 |
| 41 | Jaren Nafarrete | 14:25 | 5-10 | 2-4 | 3-4 | 0 1 1 | 2 2 | 15 | 0 | 1 | 3 | 0 | 15 |
| Team | | | | | | 0 0 0 | | 0 | 0 | | | | |
| Totals | | | 37-73 | 13-35 | 19-24 | 13 35 48 | 15 18 | 106 | 16 | 14 | 12 | 2 | 4 51 |

Technical Fouls:NONE

| | UPS | SU |
|------------------|---------------------------|----------------------------|
| Biggest lead | 3 (1 st 17:28) | 56 (2 nd 3:01) |
| Best Scoring Run | 6 (1 st 17:28) | 15 (2 nd 15:42) |
| Lead Changes | 5 | |
| Times Tied | 3 | |
| Time with Lead | 02:09 | 35:21 |

| Points from | UPS | SU |
|---------------|-----|----|
| Turnovers | 14 | 31 |
| Paint | 24 | 42 |
| Second Chance | 2 | 10 |
| Fast Breaks | 10 | 19 |
| Bench | 17 | 53 |

| Period by Period Scoring | 1st | 2nd | TOT |
|--------------------------|-----|-----|-----|
| UPS | 33 | 22 | 55 |
| SU | 52 | 54 | 106 |



Official Basketball Box Score - Final
Portland St. at Seattle U
11/10/22 Redhawk Center, Seattle
2022-23 Men's Basketball

Game Time: 3:00 PM
Game Duration: 2:19
Attendance: 999

Officials: Randy McCall, Kevin Brill, Nate Harris

Portland St. - 71

Record: 6-2

| NO. | Name | Min | FG | 3P | FT | Rebounds | Fouls | TP | AS | TO | ST | Blocks | +/- |
|--------|-------------------|---------|-------|------|-------|-----------|-------|----|----|----|----|--------|-------|
| | | | M-A | M-A | M-A | OR DR TOT | PF FD | | | | | BS BA | |
| 32 | Jacob Eymann | C 11:08 | 0-3 | 0-0 | 0-0 | 1 2 3 | 4 1 | 0 | 0 | 2 | 0 | 0 | -6 |
| 1 | Cameron Parker | G 39:07 | 4-8 | 1-1 | 5-7 | 0 3 3 | 1 7 | 14 | 3 | 1 | 2 | 0 | -12 |
| 2 | Bobby Harvey | G 11:03 | 0-3 | 0-2 | 0-0 | 1 0 1 | 3 1 | 0 | 0 | 1 | 0 | 0 | -4 |
| 23 | Jorell Saterfield | G 34:47 | 5-16 | 3-7 | 6-8 | 2 3 5 | 4 5 | 19 | 0 | 0 | 0 | 0 | -12 |
| 33 | Mikal Starks | G 18:56 | 2-5 | 0-3 | 0-0 | 0 1 1 | 4 1 | 4 | 2 | 0 | 0 | 0 | -7 |
| 10 | Hayden Curtiss | 06:03 | 0-0 | 0-0 | 1-2 | 0 1 1 | 0 2 | 1 | 0 | 0 | 0 | 0 | -6 |
| 25 | Hunter Woods | 26:44 | 3-7 | 2-4 | 0-0 | 4 4 8 | 2 8 | 0 | 4 | 1 | 1 | 0 | -10 |
| 5 | Keshawn Saunders | 16:22 | 2-5 | 0-2 | 4-4 | 0 1 1 | 2 2 | 8 | 1 | 0 | 1 | 0 | -1 |
| 5 | Isiah Kirby | 10:48 | 3-10 | 0-3 | 2-2 | 1 0 1 | 2 2 | 8 | 0 | 0 | 0 | 0 | -4 |
| 4 | Kendall Munson | 07:50 | 1-7 | 0-2 | 2-2 | 0 3 3 | 1 1 | 4 | 0 | 0 | 0 | 0 | -1 |
| 22 | Isaiah Johnson | 17:12 | 2-3 | 0-0 | 1-3 | 1 2 3 | 4 2 | 5 | 2 | 0 | 0 | 1 | 3 |
| Team | | | | | | 4 3 7 | | 0 | 1 | | | | |
| Totals | | | 22-67 | 6-24 | 21-28 | 14 23 37 | 29 26 | 71 | 8 | 9 | 4 | 4 | 2 -12 |

Technical Fouls:Harvey 1st16:42Starks 1st12:12

| Shooting By Period | | | |
|---------------------|-------|-------|--|
| 1 st FG% | 10-33 | 30.3% | |
| 3PT% | 3-12 | 25.0% | |
| FT% | 11-14 | 78.6% | |
| 2 nd FG% | 12-34 | 35.3% | |
| 3PT% | 3-12 | 25.0% | |
| FT% | 10-14 | 71.4% | |
| GM FG% | 22-67 | 32.8% | |
| 3PT% | 6-24 | 25.0% | |
| FT% | 21-28 | 75.0% | |

Dead Ball Rebounds: 4, 0

Seattle U - 83

Record: 3-0

| NO. | Name | Min | FG | | | 3P | | FT | | Rebounds | | Fouls | | TP | AS | TO | ST | Blocks | | +/- | | | | | | | | | | | | | | | | | | | | | |
|--------|------------------|---------|-------|------|------|-------|---|-----|-------|----------|-----|-------|----|----|----|----|----|--------|--------------------------|------------------|----|---|---|----|--|--|---|--|--|---|--|--|---|--|--|---|--|--|----|--|--|
| | | | M | A | Pct | M | A | Pct | M | A | Pct | OR | DR | | | | | TOT | PF | | FD | B | B | | | | | | | | | | | | | | | | | | |
| 15 | Emeka Udenyi | F 27:46 | 0-3 | 0-0 | 0-0 | 1 | 4 | 5 | 3 | 1 | 0 | 0 | 3 | 0 | 0 | 0 | 0 | 0 | 15 | | | | | | | | | | | | | | | | | | | | | | |
| 25 | Brandon Chaffell | F 18:10 | 0-0 | 0-0 | 0-0 | 6 | 8 | 4 | 8 | 5 | 3 | 4 | 1 | 2 | 1 | 1 | 0 | 20 | 1st FG 13:31 41.9% | | | | | | | | | | | | | | | | | | | | | | |
| 9 | Chas Schumacher | G 34:05 | 5-14 | 2-6 | 2-6 | 4 | 5 | 9 | 1 | 4 | 5 | 5 | 1 | 2 | 1 | 1 | 0 | 20 | 3PT% 8-17 47.1% | | | | | | | | | | | | | | | | | | | | | | |
| 5 | Cameron Tyson | G 34:53 | 10-21 | 8-15 | 4-5 | 0 | 3 | 3 | 4 | 1 | 32 | 0 | 0 | 0 | 0 | 0 | 3 | 13 | 2nd FG 10:22 45.5% | | | | | | | | | | | | | | | | | | | | | | |
| 11 | Riley Grigsby | G 10:12 | 0-1 | 0-1 | 0-1 | 1 | 1 | 1 | 2 | 0 | 0 | 0 | 1 | 1 | 1 | 0 | 0 | 7 | 3PT% 3-7 42.9% | | | | | | | | | | | | | | | | | | | | | | |
| 2 | Paris Dawson | 22:24 | 4-8 | 1-2 | 9-10 | 1 | 5 | 6 | 4 | 4 | 18 | 1 | 2 | 0 | 0 | 0 | 0 | 1 | FT% 17:21 81.1% | | | | | | | | | | | | | | | | | | | | | | |
| 21 | Victor Rajkovic | 16:41 | 0-0 | 0-0 | 0-0 | 3 | 3 | 3 | 1 | 1 | 0 | 1 | 2 | 0 | 0 | 1 | 0 | 9 | GM FG% 23:53 43.4% | | | | | | | | | | | | | | | | | | | | | | |
| 33 | Kobe Williamson | 15:51 | 0-1 | 0-0 | 2-2 | 1 | 5 | 6 | 2 | 3 | 2 | 0 | 0 | 0 | 0 | 0 | 0 | 0 | 11 | 3PT% 11:24 45.8% | | | | | | | | | | | | | | | | | | | | | |
| 10 | Anyaye Loyd | 01:54 | 0-0 | 0-0 | 0-0 | 0 | 0 | 0 | 0 | 0 | 0 | 0 | 0 | 0 | 0 | 0 | 0 | 1 | FT% 26:38 68.4% | | | | | | | | | | | | | | | | | | | | | | |
| 22 | Sony Riley | 16:11 | 4-5 | 0-0 | 4-8 | 3 | 2 | 5 | 3 | 5 | 12 | 1 | 2 | 2 | 0 | 0 | 0 | 7 | Deat Blalock 26:41 61.1% | | | | | | | | | | | | | | | | | | | | | | |
| Team | | | | | | 2 | | 3 | | 5 | | 0 | | 17 | | 4 | | 2 | | 12 | | | | | | | | | | | | | | | | | | | | | |
| Totals | | | 23:53 | | | 11:24 | | | 26:38 | | | 13 | | | 33 | | | 46 | | | 27 | | | 83 | | | 9 | | | 2 | | | 4 | | | 2 | | | 12 | | |