

2019-20 SEATTLE UNIVERSITY MEN'S BASKETBALL

GAME 3: SU vs. Eastern Washington - Nov. 9, 2019

SEATTLEU
BASKETBALL

CONTACT: Sarah Finney, Assoc. AD for Strategic Communications • finneysa@seattleu.edu • 206-445-2237 • GoSeattleU.com

2019-20 SCHEDULE

DATE	OPPONENT	TIME (PT)
OCT. 22	SAINT MARTIN'S (EXH)	W, 92-71
NOV. 5	PACIFIC LUTHERAN	W, 98-64
Nov. 7	at Washington State	L, 54-85
NOV. 9	EASTERN WASHINGTON	7:00 PM
NOV. 12	PACIFIC UNIVERSITY (ORE.)	7:00 PM
Nov. 16	at Syracuse ~	4:00 PM
Nov. 19	at Ole Miss ~	4:30 PM
Nov. 25	vs. Bucknell (Orlando, FL) ~	11:00 AM
Nov. 26	vs. Yale or W. Michigan (Orlando, FL) ~	11 AM/1 PM
NOV. 30	IDAHO	7:00 PM
DEC. 3	INCARNATE WORD	7:00 PM
DEC. 7	PORTLAND ! #	7:00 PM
Dec. 17	at Washington	8:00 PM
DEC. 21	FLORIDA A&M	7:00 PM
DEC. 23	LONG BEACH STATE	3:00 PM
Dec. 28	at Saint Mary's	5:00 PM
Jan. 2	at Kansas City *	5:00 PM
Jan. 4	at Chicago State *	10:00 AM
JAN. 11	UTAH VALLEY *	7:00 PM
JAN. 16	UTRGV *	7:00 PM
JAN. 18	NM STATE *	7:00 PM
Jan. 23	at Grand Canyon *	6:00 PM
Jan. 25	at CSU Bakersfield *	7:00 PM
FEB. 1	CALIFORNIA BAPTIST * !	1:00 PM
Feb. 8	at Utah Valley *	1:00 PM
Feb. 13	at NM State *	6:00 PM
Feb. 15	at UTRGV *	5:00 PM
FEB. 20	GRAND CANYON *	7:00 PM
FEB. 22	CSU BAKERSFIELD *	7:00 PM
Feb. 29	at California Baptist *	7:00 PM
MAR. 5	CHICAGO STATE *	7:00 PM
MAR. 7	KANSAS CITY * !	1:00 PM

Mar. 12-14 at WAC Championship (Las Vegas, NV)

HOME GAMES played at the Redhawk Center unless noted

! Game played at accesso ShoWare Center (Kent, Wash.)

Elgin Baylor Classic | ~ Preseason NIT

* WAC game | All times listed are Pacific

All dates and times subject to change

206-398-GOSU (4678) | GoSeattleU.com/tix

All games broadcast on KTTH 770 AM



SEATTLE U (I-I)



EASTERN WASHINGTON (I-0)

GAMEDAY ROUND-UP

Seattle University Redhawks (I-I) vs. Eastern Washington (I-0)
Saturday, Nov. 9, 2019 • 7:00 PM PT • Redhawk Center • Seattle, Wash.
LISTEN: KTTH 770 AM/mynorthwest.com (Max Gun)
TV: ROOT Sports (Brad Adam and Francis Williams)

ON TAP

Seattle University returns from a rough road trip across the state for its 2019 Homecoming game on Saturday, Nov. 9 against another cross-state rival, Eastern Washington. Tip off is set for 7 p.m. Pacific Time from the Redhawk Center. The game will air on ROOT Sports. Fans can also tune in to KTTH 770 AM in Seattle or online at mynorthwest.com.

ABOUT THE SERIES VS EASTERN WASHINGTON

Seattle U is 11-15 all-time against the Eagles, dating back to the 1945-46 season. In the Redhawks' modern-day Division I era, SU is 8-7 in a very back-and-forth series. In the last meeting on Dec. 1, 2018, the Redhawks won their second straight over the Eagles – 88-68 – in the Redhawk Center. Myles Carter, Matej Kavaz, Morgan Means and Delante Jones all scored in double figures with Carter leading the pack with 23 points on 10-15 shooting. Terrell Brown joined in with four points, nine assists and seven boards. In Head Coach Jim Hayford's first meeting against his former team, the Redhawks won 84-65 (Dec. 3, 2017).

Seattle U won the first meeting in its return to DI, 63-59, in overtime at EWU during the 2008-09 season. The

PROJECTED STARTING LINEUP

POS.	NO.	NAME	YR	HT	PPG	NOTABLE
F	1	Myles Carter	RSr.	6-9	8.5	8 pts, 6 reb, 2 blks at WSU
G	12	Mattia Da Campo	Sr.	6-5	4.5	6 reb in first start of the year
G	13	Morgan Means	Sr.	6-3	7.0	7 pts, 3 reb at WSU
G	23	Terrell Brown	RJo.	6-1	20.0	24 points, 10 rebounds at WSU
G	24	Delante Jones	RSr.	6-5	7.5	15 pts, 3 3s, vs PLU

RESERVES

G	0	Rip Economou	So.	6-8	3.5	First career start vs PLU
G	2	Trey Hopkins	So.	6-4	10.5	10 pts off the bench at WSU
F	5	Joe Wall	So.	6-7	1.0*	Appeared in 11 games, went 3-8 from 3 in 2018-19
G	10	Aaron Nettles	Jr.	5-11	4.5	5 pts, 2 assts vs PLU
G/F	11	Riley Grigsby	So.	6-6	4.3*	Currently sidelined (hand injury)
F	14	Matt Vail	So.	6-5	0.0*	Appeared in 9 games in 2018-19
C	21	Jordan Dallas	Gr.	6-10	5.0	10 pts in Redhawk debut vs PLU
F	25	Cade Alger	Fr.	6-9	—	18 pts, 12.3 reb and 3 assts per gm at Ripon Christian HS
G	33	Mikkel Hauge	Fr.	6-4	2.5	7 pts in collegiate debut
F	34	Anand Hundal	Sr.	6-10	3.0	6 pts, 3 reb in 12 mins vs PLU
G	35	Dovy Pinksus	Fr.	6-7	2.0	4 pts in collegiate debut vs PLU
G	41	Jaren Nafarrete	Fr.	5-7	—	15 pts, 5 assts, 4 reb, 3 stls per gm at Foothills Christian HS

* PPG from final 2018-19 stats

**UNIVERSITY INFORMATION**

Location: Seattle, Wash.
 Founded: 1891
 Chartered: 1898
 Enrollment: 4,647 (undergrad)
 Nickname: Redhawks
 Colors: Red and White
 Affiliation: NCAA Division I
 Conference: Western Athletic Conference
 Home Facility (capacity): Redhawk Center (999)
 President: Fr. Stephen Sundborg, S.J.
 Director of Athletics: Shaney Fink
 Athletic Ticket Office: 206-398-GOSU (4678)

MEN'S BASKETBALL COACHING STAFF

Head Coach: Jim Hayford (Third season)
 Alma Mater: (Azusa Pacific '89)
 Record at Seattle: 39-30 (Two season)
 Career Record: 399-205 (20 seasons)
 Associate Head Coach: Chris Victor (Third season)
 Alma Mater: Concordia '04
 Associate Head Coach: Alex Pribble (First season)
 Alma Mater: Cal '07
 Assistant Coach: Sam Kirby (Second season)
 Alma Mater: Seattle U '08
 Director of Operations: Mike Odlandi (Second season)
 Alma Mater: Whitworth '10
 Director of Player Dev.: Patrick Mulligan (Third season)
 Alma Mater: Gonzaga

TEAM FACTS

2018-19 Record: 18-15
 2018-19 WAC Record/Finish: 6-10/T7th
 Letterwinners Returning/Lost: 12/2
 Starters Returning/Lost: 5/1
 Redshirts: 0
 Newcomers: 6
 2018-19 Postseason Result: CIT First Round

ATHLETIC COMMUNICATIONS

Assoc AD for Strategic Comm/MBB Contact: Sarah Finney
 Office Phone: (206) 296-5915
 Cell Phone: (206) 445-2237
 Email: finneysa@seattleu.edu
 Asst. Director of Communications: Brian Vail
 Phone: (206) 296-2490 | Email: vailbr@seattleu.edu
 Asst. Director of Communications: Jason Oliveira
 Phone: (206) 296-2360 | Email: joliveira@seattleu.edu
 Athletic Website: www.GoSeattleU.com
 Radio (Talent): KTTH 770 AM (Dennis Patchin)
 Mailing Address:
 Seattle University, 901 12th Ave., PO Box 222000,
 Seattle, WA 98122

teams would go on to split a home-and-home series the next two years, each winning on their home courts. Seattle U won the lone meeting in 2011-12 and EWU won four straight before the Redhawks prevailed for a 58-52 win at KeyArena on Nov. 23, 2015. Both meetings in 2016-17 were thrilling double overtime contests, each that went the way of the Eagles.

ABOUT THE EAGLES

Eastern Washington opened the 2019-20 season with a 107-25 win over Portland Bible College on Nov. 5. Six Eagles scored in double figures as the squad shot better than 55 percent from the field and went 14-30 from three. After reaching the Big Sky Conference Tournament title game the past two seasons, EWU is the preseason favorite to win the Big Sky this year. In addition, Mason Peatling and Jacob Davison each earned preseason All-Big Sky selection. All told, the Eagles return eight letterwinners, including three starters, from a 2018-19 team that finished 16-18 overall.

EYING 400

Seattle U Head Coach Jim Hayford entered the 2019-20 season with 398 career victories over the course of his 20-year career. After securing a 98-64 win over Pacific Lutheran University on Nov. 5, Hayford now sits at 399 career victories. His road to 400 has included 12 seasons of 20 wins or more and 11 national postseason tournaments, including six (2003, 2007, 2008, 2009, 2010, 2011) at NCAA Division III Whitworth, three at

2019-20 NUMERICAL ROSTER

NO.	NAME	POS	HT	WT	YR/EXP	HOMETOWN/PREVIOUS SCHOOL
0	Rip Economou	G	6-8	190	So./IV	Santa Monica, Calif./Santa Monica HS
1	Myles Carter	F	6-9	230	RSr./IV	Chicago, Ill./St. Rita's of Cascia HS/Seton Hall
2	Trey Hopkins	G	6-3	180	So./IV	Midwest City, Okla./Carl Albert HS
5	Joe Wall	F	6-7	215	So./IV	Portland, Ore./Jesuit HS
10	Aaron Nettles	G	6-0	175	Jr./2V	Seattle, Wash./Seattle Prep
11	Riley Grigsby	G/F	6-6	220	So./IV	San Jose, Calif./Archbishop Mitty HS
12	Mattia Da Campo	G	6-5	210	Sr./3V	Venice, Italy/Stella Azura Academy
13	Morgan Means	G	6-3	175	Sr./3V	Compton, Calif./Redondo Union HS
14	Matt Vail	F	6-5	190	So./IV	Stanwood, Wash./Stanwood HS
21	Jordan Dallas	C	6-10	220	Gr./TR	Long Beach, Calif./Long Beach Poly/Weber State
23	Terrell Brown	G	6-1	175	RJr./IV	Seattle, Wash./Garfield HS/Shoreline CC
24	Delante Jones	G	6-5	195	RSr./IV	Chantilly, Va./Virginia Episcopal/American
25	Cade Alger	F	6-9	190	Fr./HS	Oakdale, Calif./Ripon Christian HS
30	Tiago Zibecchi *	G	6-6	200	RSr./TR	Rio de Janeiro, Brazil/Escola Alema Corcovado/Vanguard/Westcliff
33	Mikkel Hauge	G	6-4	200	Fr./HS	Copenhagen, Denmark/Vaerleose Basketball Club
34	Anand Hundal	F	6-10	230	Sr./IV	Manteca, Calif./Manteca HS/Las Positas College
35	Dovy Pinskus	F	6-7	195	Fr./HS	Vilnius, Lithuania/De La Salle HS/Sunrise Christian Academy
41	Jaren Nafarrete	G	5-7	140	Fr./HS	Chula Vista, Calif./Foothills Christian HS

* redshirting the 2019-20 season

COACHING STAFF

Head Coach: Jim Hayford (Azusa Pacific '89) – Third season
 Associate Head Coach: Chris Victor (Concordia Irvine '04) – Third season
 Associate Head Coach: Alex Pribble (Cal '07) – First season
 Assistant Coach: Sam Kirby (Seattle U '08) – Second season
 Director of Operations: Mike Odland (Whitworth '10) – Second season
 Director of Player Development: Patrick Mulligan (Gonzaga) – Third season

PRONUNCIATION GUIDE

#0 Rip Economou: Ee-con-oh-moe
 #12 Mattia Da Campo: Mat-ee-ah Dah-camp-oh
 #23 Terrell Brown: Teh-Rhel
 #25 Anand Hundal: Ah-nand Hun-dahl
 #30 Tiago Zibecchi: Tee-ah-goh Zee-beck-ee
 #33 Mikkel Hauge: Miggle How-guh
 #35 Dovy Pinskus: Doe-vee Pins-cuss
 #41 Jaren Nafarrete: Jare-en Naf-are-eh-tee



INSIDE THE NUMBERS

2019-20 Record	I-1	Allowing less than 60	0-0
Non-Conference	I-1	Allowing between 60-69	I-1
WAC	0-0	Allowing between 70-79	0-0
Home	I-0	Allowing between 80-89	0-1
Away	0-1	Allowing 90 or more	0-0
Neutral	0-0		
In overtime	0-0		
Current Streak	L1	Shooting below 30%	0-0
Last win	11/5/19 vs. PLU (98-64)	Shooting between 30-39.9%	I-1
Last loss	11/7/19 at WSU (54-85)	Shooting between 40-44.9%	0-0
Current Home Streak	W1	Shooting between 45-49.9%	0-0
Last win	11/5/19 vs. PLU (98-64)	Shooting between 50-54.9%	0-0
Last loss	3/20/19 vs. Presbyterian (68-73)	Shooting 55% or above	0-0
Current Road Streak	L1		
Last win	2/28/19 at CBU (67-65)	Opponent shooting below 30%	0-0
Last loss	11/7/19 at WSU (54-85)	Opponent shooting between 30-39.9%	0-0
Current Neutral Streak	L2	Opponent shooting between 40-44.9%	0-1
Last win	3/8/18 vs. UTRGV (77-60)	Opponent shooting between 45-49.9%	0-0
Last loss	3/14/19 vs. GCU (75-84)	Opponent shooting between 50-54.9%	0-0
		Opponent shooting 55% or above	I-0
Records When...		More or same rebounds than opponent	I-0
November	I-1	Fewer rebounds than opponent	0-1
December	0-0		
January	0-0	Game decided by 1-5 Points	0-0
February	0-0	Game decided by 6-10 Points	0-0
March	0-0	Game decided by 11-15 Points	0-0
		Game decided by 16-20 Points	0-0
Monday	0-0	Game decided by 21+ Points	I-1
Tuesday	I-0		
Wednesday	0-0	SU has 0 players in double figures	0-0
Thursday	0-1	SU has 1 players in double figures	0-0
Friday	0-0	SU has 2 players in double figures	0-1
Saturday	0-0	SU has 3 players in double figures	0-0
Sunday	0-0	SU has 4 players in double figures	I-0
		SU has 5+ players in double figures	0-0
Leading at halftime	I-0		
Trailing at halftime	0-1	Wearing Black Jerseys	0-1
Tied at halftime	0-0	Wearing Grey Jerseys	0-0
		Wearing Red Jerseys	0-0
		Wearing White Jerseys	I-0
Scoring less than 60	0-1		
Scoring between 60-69	0-0		
Scoring between 70-79	0-0		
Scoring between 80-89	0-0		
Scoring 90 or more	I-0		

EWU (2015, 2016, 2017) and two at Seattle U (2018, 2019).

LAST TIME OUT

The Redhawks found themselves in an early hole Thursday night at Washington State and was never able to find a way out in an 85-54 final at Beasley Coliseum. Terrell Brown was a bright spot on the night for the Redhawks (I-1), finishing with 24 points, two shy of his career high. The Seattle native added a team-high eight boards. Trey Hopkins was the only other Redhawk in double-figures, coming off the bench to finish with 10. "I was just really disappointed," said Head Coach Jim Hayford. "We got punched in the mouth and we looked like, 'that's not supposed to happen to us.' And 10 points became 20 points and we just kind of went through the motions the rest of the game. Terrell played his heart out for us, but he's going to need help from the other guys," Hayford said. "Defensively we didn't make it hard on them. Offensively we have to shoot the ball better. We have to work together better." The Redhawks won the tip, but would turn it over on the first possession. WSU immediately made them pay with a three by Shead. That bucket would begin a 24-5 start for WSU as Seattle U managed to shoot just 35.7 percent from the field, including 0-5 from three, in the frame. Brown finished the first half with 16 of the Redhawks' 21 points as Seattle U trailed 43-21. The second half did not fare much better as the Redhawks went 0-12 from three until Morgan Means knocked one down from the left wing with 5:05 to play. The Cougars would stretch the lead to as many as 34, finishing with a 19-0 points-off-turnovers advantage and 25-14 bench points advantage.

SOPHOMORE SPARK

Sophomore guard Trey Hopkins has been a spark in the Redhawk lineup the first two games this season. The Midwest City, Okla., native scored 11 points on Nov. 5 against Pacific Lutheran, then followed with a 10-point effort at Washington State on Thursday. He went 3-5 from the field and 4-4 from the charity stripe while also adding a pair of boards in 13 minutes of action.

NEARING 1,000 POINT CLUB

Senior Morgan Means currently sits at 958 career points. The Compton, Calif., native needs just 42 points to reach 1,000 for his career. Means will become the third Seattle U player to reach the 1,000-point mark in the modern DI era. Aaron Broussard (2009-12) finished his career with 1,271 while Isaiah Umipig (2013-15) scored 1,164 career points.



REDHAWK RUNDOWN

- Seattle U won its season opener for the first time in the Jim Hayford era. The Redhawks downed Pacific Lutheran University, 98-64, on Nov. 5. The last time the Redhawks had won their home opener was the 2016-17 season, also a win over the PLU Lutes.
- The Redhawks hit just one three pointer on Thursday at Washington State, marking the least three's made in a game during Hayford's tenure. The Redhawks won 1-15 from deep versus the Cougars. The previous low was two made three-pointers, which happened on Dec. 29, 2018 at Cal and Jan 19, 2019 versus UTRGV.
- Terrell Brown is off to a strong start to his second year at Seattle U. The Seattle native has led the Redhawks in scoring, rebounds and assists in the two games played thus far. He turned in a 24-point effort at WSU Thursday, finishing two points shy of his career high.

PRESEASON HONORS

Junior Terrell Brown and senior Myles Carter picked up individual preseason honors. Brown was named to the Coaches' All-WAC First Team and the Media All-WAC Second Team, while Carter was selected to the Coaches' All-WAC Second Team.

Brown, a redshirt junior who transferred into the Redhawks program last year, completed his inaugural SU season averaging 14.1 ppg and 6.9 rpg. The Seattle native was named to both the 2018-19 WAC All-Newcomer Team and the All-WAC Second Team.

Carter, a redshirt senior, was one of the most dominant interior presences in the WAC one year ago. He led the WAC in blocked shots (60) and double-doubles (11), while averaging 12.9 ppg and 7.9 rpg. Carter earned WAC All-Defensive Team honors in 2018-19 and was named to the NABC DI All-District 6 Second Team.

WAC PRESEASON POLLS

Seattle University men's basketball was selected to finished third in the Western Athletic Conference as both the WAC 2019-20 Preseason Coaches Poll and Media Poll. This marks the second consecutive year that the Redhawks have earned a third place selection, the highest preseason rank since 2014-15.

Reigning WAC champion NM State was selected to repeat the feat in 2019-20, earning eight of nine first-place votes in the Coaches' Poll. Coaches could not vote for their own team or players. The Aggies were also the unanimous first-place pick by the media. Grand Canyon was picked second in both polls.

CHALLENGING 2019-20 SCHEDULE

The 2019-20 schedule features as many as six 2019 NCAA Tournament teams including Syracuse (Nov. 16), Ole Miss (Nov. 19), Bucknell (Nov. 25), Washington (Dec. 17) and Saint Mary's (Dec. 28). A potential Nov. 26 meeting with reigning IVE League champion Yale would make six.

HOME COURT ADVANTAGE

Seattle U has compiled a 234-150 (.609) record in North Court, including a 15-game winning streak that began Nov. 5, 2008 with a perfect 10-0 mark during the 2008-09 season. In 2017-18, the Redhawks went 9-1 at the Redhawk Center and in 2018-19, the Redhawks went 12-6.

GET YOUR 2019-20 TICKETS!

Season tickets for the Redhawks' complete 16-game home slate are also still available with prices starting as low as \$150 per seat. Also available for purchase now are mini-plan options as well as single-game tickets for non-conference games. For more information and to reserve your seats today, contact the SU Athletics Ticket office at 206-398-4678 or visit goseattleu.com/tix.

CHRISTMAS IN HAWAII IN 2020

It's never too early to start making holiday travel plans. And Seattle U basketball fans can now start preparing for sunshine and palm trees in December as the Redhawks have announced official acceptance into the 2020 Hawaiian Airlines Diamond Head Classic, hosted by the University of Hawaii and managed by ESPN Events.

"We are thrilled to be invited to one of the premier, nationally televised tournaments to be hosted each year," said Head Coach Jim Hayford. "This is an exciting opportunity for our players and our program as a whole."

Recent tournament winners have included TCU (2018), USC (2017), San Diego State (2016) and Oklahoma (2015). The 2019 field includes the likes of Georgia Tech, Washington, Hawaii, Boise State, Ball State, Houston, UTEP and Portland.

A full tournament bracket, ticket information and travel packages for the 2020 Diamond Head Classic will be revealed by ESPN Events in December. The tournament traditionally includes games on December 22, 23 and 25.

This tournament during the 20-21 season will make the second straight year that the Redhawks

participate in a nationally televised tournament run by ESPN Events. This November, Seattle U will face 2019 NCAA Tournament teams Syracuse, Ole Miss and Yale, along with either Bucknell or Northern Michigan, all as part of the NIT Season Tip-Off.

YEAR TWO UNDER HEAD COACH JIM HAYFORD

Hayford's Redhawks went 18-15 overall in 2018-19, marking the first back-to-back seasons with 18 wins or more since 2007-08 and 2008-09. The squad jumped out to a 12-3 record to start the season, including wins over Pac-12 members Washington State and Cal, marking the best start to a year in more than 50 years. The Redhawks would battle injury and illness as conference play got underway, but rebounded to win five of their final six regular-season contests. Terrell Brown (All-WAC Second Team, WAC All-Newcomer Team) and Myles Carter (WAC All-Defensive Team, NBCA All-District Second Team) both entered the Seattle U all-time record book during the season. Brown's 150 assists ranks eighth all-time and Carter's 60 blocks ranks second. The team's 238 three-pointers ranks third all-time while their 118 blocks are second.



Jim Hayford was named Seattle University's men's basketball head coach on Wednesday, Mar. 28, 2017. In his first season at Seattle U, he led the Redhawks to their most successful season in the school's modern-day Division I era.

Hayford's Redhawks went 18-15 overall in 2018-19, marking the first back-to-back seasons with 18 wins or more since 2007-08 and 2008-09. The squad jumped out to a 12-3 record to start the season, including wins over Pac-12 members Washington State and Cal, marking the best start to a year in more than 50 years. The Redhawks would battle injury and

illness as conference play got underway, but rebounded to win five of their final six regular-season contests. Terrell Brown (All-WAC Second Team, WAC All-Newcomer Team) and Myles Carter (WAC All-Defensive Team, NBCA All-District Second Team) both entered the Seattle U all-time record book during the season. Brown's 150 assists ranks eighth all-time and Carter's 60 blocks ranks second. The team's 238 three-pointers ranks third all-time while their 118 blocks are second.

Inheriting a program that went 13-17 in 2016-17, Hayford led the 2017-18 Redhawks to finish 20-14 overall, 16-3 on their home court and 8-6 in Western Athletic Conference play. The win total marked a program high since returning to Division I in 2008-09, and marked the first 20-win DI season since 1963-64 when Seattle U finished 22-6. The 16 home victories was also a modern-day DI record, while the eight WAC wins was the most since joining the league in 2012-13. The fourth-place finish ties the best finish during the Redhawks six years competing in the WAC. The season culminated in Hayford's 10th national postseason appearance as a head coach as the Redhawks earned a berth in the Collegiate Basketball Invitational (CBI).

Hayford's up-tempo style of play saw the Redhawks set numerous modern-day DI program records including total points (2,589), field goals (881), field goal percentage (44.6), three-point field goals (312), free-throw percentage (73.8), rebounds (1,298) and blocks (123). Three Redhawks earned postseason honors from the WAC, including junior center Aaron Menzies (Second Team All-WAC, All-Defensive Team), sophomore guard Matej Kavaz (Second Team All-WAC) and graduate guard Jordan Hill (All-Newcomer Team). Menzies would set an all-time program record with 79 blocks and a modern-day DI record with 302 rebounds.

Hayford has 20 total seasons as a head coach, amassing an overall record of 398-204 (.670). Prior to Seattle U, he had stints at EWU, Whitworth (NCAA DIII) and Sioux Falls (NAIA). He has coached in 11 national postseason tournaments, including six (2003, 2007, 2008, 2009, 2010, 2011) at NCAA Division III Whitworth, three at EWU (2015, 2016, 2017) and two at Seattle U (2018, 2019).

COACH HAYFORD'S YEAR-BY-YEAR RESULTS

YEAR	SCHOOL	OVERALL	PCT	CONFERENCE
1999-00	Sioux Falls	15-15	.500	
2000-01	Sioux Falls	22-12	.647	
Totals at Sioux Falls	(2 seasons)	37-27	.578	
2001-02	Whitworth	20-7	.741	12-4/2nd
2002-03 \$	Whitworth	23-4	.851	13-3/1st
2003-04	Whitworth	19-6	.760	12-4/2nd
2004-05	Whitworth	13-11	.542	9-7/4th
2005-06	Whitworth	20-7	.741	13-3/2nd
2006-07 \$	Whitworth	24-4	.857	13-3/1st
2007-08 \$	Whitworth	21-7	.750	12-4/1st
2008-09 \$	Whitworth	23-6	.793	12-4/2nd
2009-10 \$	Whitworth	26-3	.897	16-0/1st
2010-11 \$	Whitworth	28-2	.933	15-1/1st
Totals at Whitworth	(10 seasons)	217-57	.792	
2011-12	Eastern Washington	15-17	.469	8-8/4th
2012-13	Eastern Washington	10-21	.323	7-13/8th
2013-14	Eastern Washington	15-16	.484	10-10/T6th
2014-15 #	Eastern Washington	26-9	.743	14-4/T1st
2015-16 !	Eastern Washington	18-16	.529	10-8/T5th
2016-17 !	Eastern Washington	22-12	.647	13-5/2nd
Totals at EWU	(6 seasons)	106-91	.538	
2017-18 !	Seattle University	20-14	.588	8-6/4th
2018-19 @	Seattle University	18-15	.545	6-10/7th
Totals at SU	(2 seasons)	38-29	.567	
Total as Head Coach	(20 seasons)	398-204	.670	

\$ - NCAA Division III participant

- NCAA DI Tournament participant, Big Sky Conference Tournament Champions & regular-season co-champions

! - College Basketball Invitational (CBI) Tournament participant

@ - CollegiateInsider.com Tournament (CIT) participant



In 2016-17, Hayford completed his sixth season as the head coach at EWU, leading the Eagles to a 22-12 overall record and a 13-5 mark in Big Sky Conference play. In six seasons with Hayford at the helm, the Eagles went to the NCAA Tournament (2015), the CBI Tournament (2016, 2017), earned a Big Sky regular season co-championship (2015) and won the Big Sky Tournament title (2015). Under Hayford, the Eagles had one Big Sky Conference Player of the Year (Jacob Wiles, 2017), two Big Sky Freshmen of the Year, 12 All-Big Sky selections, seven National Association of Basketball (NABC) All-District selections, two Associated Press honorable mention All-Americans and one NBA Draft pick (Tyler Harvey, 2015).

The building process at EWU hit its stride in 2014-15 when Hayford led the Eagles to a 26-9 mark, including a 14-4 Big Sky record. EWU went on to win the Big Sky Conference Tournament and earn a bid to the NCAA Tournament – the first postseason appearance for the program since 2003-04. The team featured Tyler Harvey, who was the nation's leader in scoring (23.1 ppg) and three-pointers made per game (4.0), and went on to be the program's third all-time NBA Draft pick. For his efforts, Hayford was named Big Sky Co-Coach of the Year.

Before taking over at Eastern Washington in March of 2011, Hayford spent 10 seasons building Whitworth University in Spokane, Wash., into a NCAA Division III powerhouse. In his tenure at the helm of the Pirates, Hayford had a record of 217-57 and a winning percentage of .792. He was the Northwest Conference Coach of the Year five times, and twice was honored by the NABC as the West Region Coach of the Year.

Taking over a program that went 25-24 in the two seasons prior (1999-01), Hayford coached the Pirates to eight 20-win seasons, six appearances in the NCAA Division III Tournament (including the last five seasons in a row), five Northwest Conference titles, three NCAA DIII Sweet 16 appearances (2008, 2010, 2011) and one Elite Eight appearance (2011). At the time he left Whitworth, his career winning percentage ranked among the top 10 among all active NCAA Division III coaches.

Prior to Whitworth, Hayford was head coach at the University of Sioux Falls (S.D.), where he compiled a 37-27 record in two seasons. During his inaugural season (1999-2000), he led the Cougars to their first conference playoff appearance in five years. Hayford's Cougars finished the 2000-01 season at 22-12, setting a school record for wins in a season. Prior to Hayford's arrival, USF was 9-17 in 1998-99.

Hayford served as the top assistant coach at Azusa Pacific University (Calif.) from 1990-99, including eight seasons under Bill Odell. APU won seven consecutive Golden State Athletic Conference titles during that time and advanced to the NAIA Division I Final Four in each of his final two seasons there.

Hayford earned his bachelor's degree in social science from Azusa Pacific in 1989. He earned a master's degree in education from Claremont Graduate School in 1991. Hayford and his wife, Robin, have two adult children, daughter, Jayme, and son, Joseph.



THE LAST TIME SEATTLE UNIVERSITY...

Won at home.....11/5/19 vs. Pacific Lutheran, 98-64
Lost at home.....3/20/19 vs. Presbyterian, 68-73
Won on the road.....2/28/19 at California Baptist, 67-65
Lost on the road.....11/7/19 at Washington State, 54-85
Won at a neutral site.....3/8/18 vs. UTRGV (77-60 (Las Vegas)
Lost at a neutral site.....3/14/18 vs. Grand Canyon, 75-84 (Las Vegas)
Won five+ consecutive games.....six in 2018 (11/23/18-12/6/18)
Won 10+ consecutive games.....10 in 2008-09 (1/13/09 - 2/27/09)
Won 20+ consecutive games.....26 in 1953-54
Lost five+ consecutive games.....5 in 2018-19 (1/3/19 - 1/19/19)
Scored less than 50 points.....2/14/19 at UTRGV, 44-59
Scored 80-89 points.....3/9/18 vs. Grand Canyon, 83-76 (ot)
Scored 90-99 points.....11/5/19 vs. Pacific Lutheran, 98-64
Scored 100+ points.....12/20/18 vs. Prairie View A&M, 102-64
Won an overtime game.....3/9/18 vs. Grand Canyon, 83-76 (ot)
Lost an overtime game.....3/3/18 vs. Central Arkansas, 92-90 (ot)
Defeated a nationally-ranked team.....1/12/74 vs. #16 UNLV, 82-64
Lost to a nationally-ranked team.....12/21/11 vs. #24 Virginia, 83-77
Hosted a nationally-ranked team.....12/21/11 vs. #24 Virginia (L, 77-83)
Shot under 30% FG.....11/16/16 at Notre Dame, 29.1% (16-55)
Shot 30-39.9% FG.....11/7/19 at Washington State, 36.4% (20-55)
Shot 40-49.9% FG.....3/20/19 vs. Presbyterian, 41.7% (25-60)
Shot 50-59.9% FG.....11/5/19 vs. Pacific Lutheran, 56.7% (38-67)
Shot 60+% FG.....2/15/18 vs. UTRGV, 60.8% (31-52)
Had 50+ rebounds.....11/12/17 vs. Puget Sound, 61
Made 10+ 3-Pointers.....1/24/19 at Chicago State, 12

THE LAST TIME A SEATTLE U PLAYER...

Scored 25-29 points.....2/16/19, Terrell Brown at New Mexico State, 25
Scored 30-39 points.....12/4/17, Aaron Menzies vs. Pacific Lutheran, 32
Scored 40-59 points.....11/28/09, Charles Garcia vs. Wofford, 41
Scored 60+ points.....1/30/58, Elgin Baylor vs. Portland, 60
Made 10+ field goals.....11/7/19, Terrell Brown at Washington State, 10
Made 5+ 3-pointers.....12/6/18, Matej Kavaz vs. Omaha, 6
Had 10-15 rebounds.....2/21/19, Mattia Da Campo vs. Kansas City, 10
Had 16-19 rebounds.....1/6/18, Aaron Menzies vs. Chicago State, 19
Had 20+ rebounds.....2/15/97, Roger Hammond at Northwest College, 24
Had a double-double.....3/7/19, Terrell Brown vs. CSU Bakersfield (11p, 12r)
Led team in pts. & rbs.....11/7/19, Terrell Brown at Washington State (24p, 8r)
Shot 100% FG (min. 5).....12/19/16, Morgan Means vs. Southern Utah (5-5)
Shot 100% FT (min. 10).....12/29/18, Morgan Means at California (16-16)
Had 10+ assists.....11/23/18, Terrell Brown vs. Denver, 10
Had 5+ steals.....12/1/18, Morgan Means vs. EWU, 5
Had 5+ blocks.....11/28/18, Myles Carter vs. Northwest, 7

STATISTICAL NOTEABLES


30-plus Points
.....
20-plus Points
24.....Terrell Brown at Washington State, 11/7/19
15-plus Rebounds
.....
5-plus Assists
9.....Terrell Brown vs. Pacific Lutheran, 11/5/19
5-plus Steals
.....
5-plus Blocks
.....

DOUBLE-DOUBLES

Player () Opponent, Date



SPEED CHART



RIP ECONOMOU
6-8 • 190 • G • SO



MYLES CARTER
6-9 • 230 • F • S-JR



TREY HOPKINS
6-3 • 180 • G • SO



JOE WALL
6-7 • 215 • F • SO




AARON NETTLES
6-0 • 175 • G • JR



RILEY GRIGSBY
6-6 • 220 • G/F • SO



MATTIA DA CAMPO
6-5 • 210 • G • SR




MORGAN MEANS
6-3 • 175 • G • SR



MATT VAIL
6-5 • 190 • F • SO



JORDAN DALLAS
6-10 • 220 • C • GR




TERRELL BROWN
6-1 • 175 • G • R-JR



DELANTE JONES
6-5 • 195 • G • S-JR




CADE ALGER
6-9 • 190 • F • FR




MIKKEL HAUGE
6-4 • 200 • G • FR



ANAND HUNDAL
6-10 • 230 • F • SR




DOVY PINSKUS
6-7 • 195 • G • FR



JAREN NAFARRETE
5-7 • 140 • G • FR



JIM HAYFORD
HEAD COACH



CHRIS VICTOR
ASSOCIATE HEAD COACH



ALEX PRIBBLE
ASSOCIATE HEAD COACH



SAM KIRBY
ASSISTANT COACH



MIKE ODLAND
DIRECTOR OF OPS



PATRICK MULLIGAN
DIRECTOR OF PLAYER DEV



Seattle University Basketball
Seattle U Combined Team Statistics (as of Nov 08, 2019)
All games

RECORD:	OVERALL	HOME	AWAY	NEUTRAL
ALL GAMES	1-1	1-0	0-1	0-0
CONFERENCE	0-0	0-0	0-0	0-0
NON-CONFERENCE	1-1	1-0	0-1	0-0

#	Player	gp-gs	min	avg	Total	3-Point	F-Throw	Rebounds		pf	dq	a	to	blk	stl	pts	avg
					fg-fga	fg%	3fg-fga	3fg%	ft-fa	ft%	off	def	tot	avg			
23	Terrell Brown	2-2	57	28.5	18-34	.529	0-2	.000	4-6	.667	1	15	16	8.0	2	0	11
02	Treyvon Hopkins	2-1	40	20.0	8-15	.533	0-5	.000	5-6	.833	2	1	3	1.5	3	0	0
01	Myles Carter	2-2	48	24.0	6-11	.545	0-2	.000	5-6	.833	3	6	9	4.5	1	0	0
24	Delante Jones	2-2	46	23.0	5-15	.333	3-10	.300	2-4	.500	1	4	5	2.5	7	0	2
13	Morgan Means	1-1	27	27.0	3-8	.375	1-2	.500	0-0	.000	0	3	3	3.0	4	0	0
21	Jordan Dallas	2-0	24	12.0	3-7	.429	2-5	.400	2-2	1.000	1	5	6	3.0	1	0	0
12	Mattia Da Campo	2-1	46	23.0	4-7	.571	0-1	.000	1-3	.333	5	10	15	7.5	4	0	2
10	Aaron Nettles	2-0	32	16.0	3-11	.273	1-6	.167	2-3	.667	1	1	2	1.0	2	0	3
33	Mikkel Hauge	2-0	13	6.5	2-2	1.000	1-1	1.000	2-4	.500	0	2	2	1.0	0	0	2
00	Rip Economou	2-1	36	18.0	3-10	.300	1-8	.125	0-0	.000	1	2	3	1.5	4	0	0
34	Anand Hundal	2-0	21	10.5	2-4	.500	0-1	.000	2-2	1.000	3	0	3	1.5	0	0	0
35	Dovy Pinksus	2-0	10	5.0	1-2	.500	0-0	.000	2-2	1.000	0	1	1	0.5	0	0	1
Team											6	8	14				1
Total.....		2	400		58-126	.460	9-43	.209	27-38	.711	24	58	82	41.0	28	0	21
Opponents.....		2	400		55-145	.379	16-51	.314	23-31	.742	32	43	75	37.5	32	-	24

TEAM STATISTICS	SU	OPP	Date	Opponent	Score	Att.
SCORING	152	149	11/05/19	PACIFIC LUTHERAN	w 98-64	828
Points per game	76.0	74.5	11/07/19	at Washington St.	L 54-85	2810
Scoring margin	+1.5	-	* - WAC game			
FIELD GOALS-ATT	58-126	55-145				
Field goal pct	.460	.379				
3 POINT FG-ATT	9-43	16-51				
3-point FG pct	.209	.314				
3-pt FG made per game	4.5	8.0				
FREE THROWS-ATT	27-38	23-31				
Free throw pct	.711	.742				
F-Throws made per game	13.5	11.5				
REBOUNDS	82	75				
Rebounds per game	41.0	37.5				
Rebounding margin	+3.5	-				
ASSISTS	21	24				
Assists per game	10.5	12.0				
TURNOVERS	21	17				
Turnovers per game	10.5	8.5				
Turnover margin	-2.0	-				
Assist/turnover ratio	1.0	1.4				
STEALS	6	14				
Steals per game	3.0	7.0				
BLOCKS	7	4				
Blocks per game	3.5	2.0				
ATTENDANCE	828	2810				
Home games-Avg/Game	1-828	1-2810				
Neutral site-Avg/Game	-	0-0				

Score by Periods	1st	2nd	Totals
Seattle U	68	84	152
Opponents	66	83	149



Seattle University Basketball
 Seattle U Season Schedule/Results & Leaders (as of Nov 08, 2019)
All games

RECORD:	OVERALL	HOME	AWAY	NEUTRAL
ALL GAMES	1-1	1-0	0-1	0-0
CONFERENCE	0-0	0-0	0-0	0-0
NON-CONFERENCE	1-1	1-0	0-1	0-0

Date	Opponent		Score	Att.	High Points	High Rebounds
11/05/19	PACIFIC LUTHERAN	W	98-64	828	(16)Terrell Brown	(8)Terrell Brown
11/07/19	at Washington St.	L	54-85	2810	(24)Terrell Brown	(8)Terrell Brown (8)Mattia Da Campo

* - WAC game

Attendance Summary	Games	Attend	Avg/Game
Home	1	828	828
Away	1	2810	2810
Neutral	0	0	0
Total	2	3638	1819



Seattle University Basketball
Seattle U Team Game-by-Game (as of Nov 08, 2019)
All games

TEAM STATISTICS

Opponent	Date	Score		Total		3-Pointers		Free throws		Rebounds				pf	a	t/o	blk	stl	pts	avg
				fg-fga	pct	3fg-fga	pct	ft-fa	pct	off	def	tot	avg							
PACIFIC LUTHERAN	11/05/19	98-64	W	38-67	.567	8-28	.286	14-19	.737	15	28	43	43.0	14	17	9	3	5	98	98.0
at Washington St.	11/07/19	54-85	L	20-59	.339	1-15	.067	13-19	.684	9	30	39	41.0	14	4	12	4	1	54	76.0
Seattle U		152		58-126	.460	9-43	.209	27-38	.711	24	58	82	41.0	28	21	21	7	6	152	76.0
Opponents		149		55-145	.379	16-51	.314	23-31	.742	32	43	75	37.5	32	24	17	4	14	149	74.5

Games played: 2
Points/game: 76.0
FG Pct: 46.0
3FG Pct: 20.9
FT Pct: 71.1

Rebounds/game: 41.0
Assists/game: 10.5
Turnovers/game: 10.5
Assist/turnover ratio: 1.0
Steals/game: 3.0
Blocks/game: 3.5



Seattle University Basketball
Seattle U Points-Rebounds-Assists (as of Nov 08, 2019)
All games

Opponent	Date	Score		00	01	02	10	12	13	21
				ECONOMOU,R	CARTER,MYL	HOPKINS,TR	NETTLES,AA	CAMPO,MATT	MEANS,MORG	DALLAS,JOR
PACIFIC LUTHERAN	11/05/19	98-64	W	7-2-0	9-6-0	11-3-0	5-2-2	8-7-2	DNP	10-5-0
at Washington St.	11/07/19	54-85	L	0-1-0	8-3-0	10-0-0	4-0-1	1-8-0	7-3-0	0-1-0

Opponent	Date	Score		23	24	33	34	35
				BROWN,TERR	JONES,DELA	HAUGE,MIKK	HUNDAL,ANA	PINSKUS,DO
PACIFIC LUTHERAN	11/05/19	98-64	W	16-8-9	15-1-1	7-1-2	6-3-0	4-1-1
at Washington St.	11/07/19	54-85	L	24-8-2	0-4-1	0-1-0	0-0-0	0-0-0



#00 Rip Economou

Opponent	Date	gs	min	Total		3-Pointers		Free throws		Rebounds				pf	a	t/o	blk	stl	pts	avg
				fg-fga	pct	3fg-fga	pct	ft-fta	pct	off	def	tot	avg							
PACIFIC LUTHERAN	11/05/19	*	26	3-9	.333	1-7	.143	0-0	.000	0	2	2	2.0	2	0	0	0	3	7	7.0
at Washington St.	11/07/19		10	0-1	.000	0-1	.000	0-0	.000	1	0	1	1.5	2	0	0	0	0	0	3.5
Totals		1	36	3-10	.300	1-8	.125	0-0	.000	1	2	3	1.5	4	0	0	0	3	7	3.5

Games played: 2
 Minutes/game: 18.0
 Points/game: 3.5
 FG Pct: 30.0
 3FG Pct: 12.5

Rebounds/game: 1.5
 Steals/game: 1.5

CAREER STATS

Year	GP-GS	Min/Avg	Total		3-Point		FT-FTA	Pct	Off-Def	Tot	Avg	PF-FO	Ast	TO	Blk	Stl	Pts/Avg
			FG-FGA	Pct	FG-FGA	Pct											
2018-19	15-0	64/4.3	7-27	.259	6-24	.250	3-5	.600	4-2	6	0.4	15-0	0	2	1	0	23/1.5
2019-20	2-1	36/18.0	3-10	.300	1-8	.125	0-0	.000	1-2	3	1.5	4-0	0	0	0	3	7/3.5
TOTAL	17-1	100/5.9	10-37	.270	7-32	.219	3-5	.600	5-4	9	0.5	19-0	0	2	1	3	30/1.8

SINGLE-GAME HIGHS

Points: 9, Prairie View -- 12/20/18
 Rebounds: 3, Northwest (WA) -- 11/28/18
 Steals: 3, Pacific Lutheran -- 11/05/19
 Blocks: 1, Utah Valley -- 02/26/19
 FG made: 3, Pacific Lutheran -- 11/05/19 ; Prairie View -- 12/20/18
 FG attempts: 9, Pacific Lutheran -- 11/05/19
 3FG made: 3, Prairie View -- 12/20/18
 3FG attempts: 7, Pacific Lutheran -- 11/05/19
 FT made: 2, at CSU Bakersfield -- 01/03/19
 FT attempts: 2, at CSU Bakersfield -- 01/03/19 ; Puget Sound -- 11/08/18



#01 Myles Carter

Opponent	Date	gs	min	Total		3-Pointers		Free throws		Rebounds				pf	a	t/o	blk	stl	pts	avg
				fg-fga	pct	3fg-fga	pct	ft-fga	pct	off	def	tot	avg							
PACIFIC LUTHERAN	11/05/19	*	18	3-4	.750	0-1	.000	3-4	.750	1	5	6	6.0	1	0	2	1	0	9	9.0
at Washington St.	11/07/19	*	30	3-7	.429	0-1	.000	2-2	1.000	2	1	3	4.5	0	0	1	4	0	8	8.5
Totals		2	48	6-11	.545	0-2	.000	5-6	.833	3	6	9	4.5	1	0	3	5	0	17	8.5

Games played: 2
 Minutes/game: 24.0
 Points/game: 8.5
 FG Pct: 54.5
 3FG Pct: 0.0
 FT Pct: 83.3

Rebounds/game: 4.5
 Turnovers/game: 1.5
 Blocks/game: 2.5

CAREER STATS

		Total			3-Point		Rebounds										
Year	GP-GS	Min/Avg	FG-FGA	Pct	FG-FGA	Pct	FT-FTA	Pct	Off-Def	Tot	Avg	PF-FO	Ast	TO	Blk	Stl	Pts/Avg
2015-16*	9-0	32/3.6	2-2	1.000	0-0	.000	1-4	.250	3-3	6	0.7	5-0	1	3	1	0	5/0.6
2016-17*	5-0	33/6.6	2-7	.286	0-0	.000	0-1	.000	2-5	7	1.4	17-0	8	13	0	11	4/0.8
2018-19	33-33	974/29.5	163-342	.477	6-15	.400	94-151	.623	77-183	260	7.9	121-9	16	74	60	5	426/12.9
2019-20	2-2	48/24.0	6-11	.545	0-2	.000	5-6	.833	3-6	9	4.5	1-0	0	3	5	0	17/8.5
TOTAL	35-35	1022/29.2	169-353	.479	6-17	.353	99-157	.631	80-189	269	7.7	122-9	16	77	65	5	443/12.7
All*	49-35	1087/22.2	173-362	.478	6-17	.353	100-162	.617	85-197	282	5.8	144-9	25	93	66	16	452/9.2

SINGLE-GAME HIGHS

Points: 28, UTRGV -- 01/19/19
 Rebounds: 15, UTRGV -- 01/19/19
 Assists: 2, 5 times
 Steals: 2, at Portland -- 12/17/18
 Blocks: 7, Northwest (WA) -- 11/28/18
 FG made: 11, at California -- 12/29/18
 FG attempts: 19, UTRGV -- 01/19/19
 3FG made: 1, 6 times
 3FG attempts: 3, Utah Valley -- 02/26/19
 FT made: 10, at Utah Valley -- 01/12/19 ; UTRGV -- 01/19/19
 FT attempts: 14, at Utah Valley -- 01/12/19



#02 Trey'von Hopkins

Opponent	Date	gs	min	Total		3-Pointers		Free throws		Rebounds				pf	a	t/o	blk	stl	pts	avg
				fg-fga	pct	3fg-fga	pct	ft-fga	pct	off	def	tot	avg							
PACIFIC LUTHERAN	11/05/19	*	27	5-10	.500	0-4	.000	1-2	.500	2	1	3	3.0	3	0	1	0	1	11	11.0
at Washington St.	11/07/19		13	3-5	.600	0-1	.000	4-4	1.000	0	0	0	1.5	0	0	0	0	0	10	10.5
Totals		1	40	8-15	.533	0-5	.000	5-6	.833	2	1	3	1.5	3	0	1	0	1	21	10.5

Games played: 2
 Minutes/game: 20.0
 Points/game: 10.5
 FG Pct: 53.3
 3FG Pct: 0.0
 FT Pct: 83.3

Rebounds/game: 1.5
 Turnovers/game: 0.5
 Steals/game: 0.5

CAREER STATS

Year	GP-GS	Min/Avg	Total		3-Point		FT-FTA	Pct	Rebounds				PF-FO	Ast	TO	Blk	Stl	Pts/Avg
			FG-FGA	Pct	FG-FGA	Pct			Off-Def	Tot	Avg							
2018-19	18-2	136/7.6	17-40	.425	3-16	.188	3-5	.600	11-10	21	1.2	14-0	4	7	0	2		40/2.2
2019-20	2-1	40/20.0	8-15	.533	0-5	.000	5-6	.833	2-1	3	1.5	3-0	0	1	0	1		21/10.5
TOTAL	20-3	176/8.8	25-55	.455	3-21	.143	8-11	.727	13-11	24	1.2	17-0	4	8	0	3		61/3.1

SINGLE-GAME HIGHS

Points: 12, Northwest (WA) -- 11/28/18
 Rebounds: 4, New Mexico St. -- 01/17/19
 Assists: 2, California Baptist -- 02/02/19
 Steals: 1, 4 times
 FG made: 5, Pacific Lutheran -- 11/05/19 ; Northwest (WA) -- 11/28/18
 FG attempts: 10, Pacific Lutheran -- 11/05/19
 3FG made: 2, Northwest (WA) -- 11/28/18
 3FG attempts: 4, Pacific Lutheran -- 11/05/19
 FT made: 4, at Washington St. -- 11/07/19
 FT attempts: 4, at Washington St. -- 11/07/19



#10 Aaron Nettles

Opponent	Date	gs	min	Total		3-Pointers		Free throws		Rebounds				pf	a	t/o	blk	stl	pts	avg
				fg-fga	pct	3fg-fga	pct	ft-fga	pct	off	def	tot	avg							
PACIFIC LUTHERAN	11/05/19		19	2-8	.250	1-5	.200	0-0	.000	1	1	2	2.0	2	2	0	0	0	5	5.0
at Washington St.	11/07/19		13	1-3	.333	0-1	.000	2-3	.667	0	0	0	1.0	0	1	0	0	0	4	4.5
Totals		0	32	3-11	.273	1-6	.167	2-3	.667	1	1	2	1.0	2	3	0	0	0	9	4.5

Games played: 2
 Minutes/game: 16.0
 Points/game: 4.5
 FG Pct: 27.3
 3FG Pct: 16.7
 FT Pct: 66.7

Rebounds/game: 1.0
 Assists/game: 1.5
 Assist/turnover ratio: 99.9

CAREER STATS

Year	GP-GS	Min/Avg	Total		3-Point		FT-FTA	Pct	Off-Def	Tot	Avg	PF-FO	Ast	TO	Blk	Stl	Pts/Avg
			FG-FGA	Pct	FG-FGA	Pct											
2017-18	32-2	244/7.6	25-60	.417	20-52	.385	13-17	.765	4-17	21	0.7	21-0	9	10	0	6	83/2.6
2018-19	29-3	366/12.6	29-62	.468	22-50	.440	10-14	.714	2-16	18	0.6	39-0	11	13	0	16	90/3.1
2019-20	2-0	32/16.0	3-11	.273	1-6	.167	2-3	.667	1-1	2	1.0	2-0	3	0	0	0	9/4.5
TOTAL	63-5	642/10.2	57-133	.429	43-108	.398	25-34	.735	7-34	41	0.7	62-0	23	23	0	22	182/2.9

SINGLE-GAME HIGHS

Points: 20, Pacific Lutheran -- 12/04/17
 Rebounds: 3, at Belmont -- 11/19/17 ; Pacific Lutheran -- 12/04/17 ; California -- 12/19/17
 Assists: 2, 6 times
 Steals: 2, 5 times
 FG made: 7, Pacific Lutheran -- 12/04/17
 FG attempts: 14, Pacific Lutheran -- 12/04/17
 3FG made: 6, Pacific Lutheran -- 12/04/17
 3FG attempts: 12, Pacific Lutheran -- 12/04/17
 FT made: 4, Puget Sound -- 11/12/17 ; vs Detroit Mercy -- 11/18/17 ; at California -- 12/29/18
 FT attempts: 6, at California -- 12/29/18



#12 Mattia Da Campo

Opponent	Date	gs	min	Total		3-Pointers		Free throws		Rebounds				pf	a	t/o	blk	stl	pts	avg
				fg-fga	pct	3fg-fga	pct	ft-fta	pct	off	def	tot	avg							
PACIFIC LUTHERAN	11/05/19		19	4-6	.667	0-0	.000	0-0	.000	4	3	7	7.0	2	2	1	0	0	8	8.0
at Washington St.	11/07/19	*	27	0-1	.000	0-1	.000	1-3	.333	1	7	8	7.5	2	0	1	0	1	1	4.5
Totals		1	46	4-7	.571	0-1	.000	1-3	.333	5	10	15	7.5	4	2	2	0	1	9	4.5

Games played: 2
 Minutes/game: 23.0
 Points/game: 4.5
 FG Pct: 57.1
 3FG Pct: 0.0
 FT Pct: 33.3

Rebounds/game: 7.5
 Assists/game: 1.0
 Turnovers/game: 1.0
 Assist/turnover ratio: 1.0
 Steals/game: 0.5

CAREER STATS

Year	GP-GS	Min/Avg	Total		3-Point		FT-FTA	Pct	Off-Def	Tot	Avg	PF-FO	Ast	TO	Blk	Stl	Pts/Avg
			FG-FGA	Pct	FG-FGA	Pct											
2016-17	16-0	139/8.7	9-14	.643	1-3	.333	5-10	.500	6-11	17	1.1	19-0	14	17	0	3	24/1.5
2017-18	27-1	198/7.3	15-24	.625	4-9	.444	7-11	.636	16-29	45	1.7	29-0	17	7	0	9	41/1.5
2018-19	31-15	574/18.5	37-72	.514	9-19	.474	34-51	.667	64-70	134	4.3	49-3	24	30	1	8	117/3.8
2019-20	2-1	46/23.0	4-7	.571	0-1	.000	1-3	.333	5-10	15	7.5	4-0	2	2	0	1	9/4.5
TOTAL	76-17	957/12.6	65-117	.556	14-32	.438	47-75	.627	91-120	211	2.8	101-3	57	56	1	21	191/2.5

SINGLE-GAME HIGHS

Points: 15, Pacific Lutheran -- 12/04/17
 Rebounds: 14, at California Baptist -- 02/28/19
 Assists: 5, Pacific Lutheran -- 12/04/17
 Steals: 3, Puget Sound -- 11/12/17 ; Pacific Lutheran -- 12/04/17
 Blocks: 1, Grand Canyon -- 03/09/19
 FG made: 6, Pacific Lutheran -- 12/04/17
 FG attempts: 10, Pacific Lutheran -- 12/04/17
 3FG made: 2, California Baptist -- 02/02/19 ; at California Baptist -- 02/28/19 ; Pacific Lutheran -- 12/04/17
 3FG attempts: 6, Pacific Lutheran -- 12/04/17
 FT made: 6, at Utah Valley -- 01/12/19 ; CSU Bakersfield -- 03/07/19
 FT attempts: 6, at Utah Valley -- 01/12/19 ; California Baptist -- 02/02/19 ; CSU Bakersfield -- 03/07/19



#13 Morgan Means

Opponent	Date	gs	min	Total		3-Pointers		Free throws		Rebounds				pf	a	t/o	blk	stl	pts	avg
				fg-fga	pct	3fg-fga	pct	ft-fga	pct	off	def	tot	avg							
at Washington St.	11/07/19	*	27	3-8	.375	1-2	.500	0-0	.000	0	3	3	3.0	4	0	3	0	0	7	7.0
Totals		1	27	3-8	.375	1-2	.500	0-0	.000	0	3	3	3.0	4	0	3	0	0	7	7.0

Games played: 1
 Minutes/game: 27.0
 Points/game: 7.0
 FG Pct: 37.5
 3FG Pct: 50.0

Rebounds/game: 3.0
 Turnovers/game: 3.0

CAREER STATS

Year	GP-GS	Min/Avg	Total		3-Point		FT-FTA	Pct	Off-Def	Tot	Avg	PF-FO	Ast	TO	Blk	Stl	Pts/Avg
			FG-FGA	Pct	FG-FGA	Pct											
2016-17	29-29	683/23.6	67-165	.406	25-70	.357	36-56	.643	12-65	77	2.7	69-3	60	56	0	27	195/6.7
2017-18	34-9	940/27.6	103-260	.396	29-103	.282	58-73	.795	22-101	123	3.6	81-0	95	80	3	28	293/8.6
2018-19	33-33	1168/35.4	143-364	.393	62-168	.369	115-135	.852	22-121	143	4.3	114-11	98	80	1	41	463/14.0
2019-20	1-1	27/27.0	3-8	.375	1-2	.500	0-0	.000	0-3	3	3.0	4-0	0	3	0	0	7/7.0
TOTAL	97-72	2818/29.1	316-797	.396	117-343	.341	209-264	.792	56-290	346	3.6	268-14	253	219	4	96	958/9.9

SINGLE-GAME HIGHS

Points: 26, Denver -- 11/23/18
 Rebounds: 9, Fairfield -- 11/24/18
 Assists: 13, Pacific Lutheran -- 12/04/17
 Steals: 5, Eastern Wash. -- 12/01/18
 Blocks: 1, 4 times
 FG made: 9, at California Baptist -- 02/28/19 ; Northwest (WA) -- 11/28/18 ; Northwest University -- 12/01/16
 FG attempts: 18, Northwest (WA) -- 11/28/18
 3FG made: 6, Denver -- 11/23/18
 3FG attempts: 10, at Utah Valley -- 01/12/19 ; Longwood -- 11/25/18
 FT made: 16, at California -- 12/29/18
 FT attempts: 16, Fairfield -- 11/24/18 ; at California -- 12/29/18



#21 Jordan Dallas

Opponent	Date	gs	min	Total		3-Pointers		Free throws		Rebounds				pf	a	t/o	blk	stl	pts	avg
				fg-fga	pct	3fg-fga	pct	ft-fga	pct	off	def	tot	avg							
PACIFIC LUTHERAN	11/05/19		20	3-4	.750	2-3	.667	2-2	1.000	1	4	5	5.0	0	0	0	1	0	10	10.0
at Washington St.	11/07/19		4	0-3	.000	0-2	.000	0-0	.000	0	1	1	3.0	1	0	0	0	0	0	5.0
Totals		0	24	3-7	.429	2-5	.400	2-2	1.000	1	5	6	3.0	1	0	0	1	0	10	5.0

Games played: 2
 Minutes/game: 12.0
 Points/game: 5.0
 FG Pct: 42.9
 3FG Pct: 40.0
 FT Pct: 100.0

Rebounds/game: 3.0
 Blocks/game: 0.5

CAREER STATS

Year	GP-GS	Min/Avg	Total		3-Point		FT-FTA	Pct	Rebounds				PF-FO	Ast	TO	Blk	Stl	Pts/Avg
			FG-FGA	Pct	FG-FGA	Pct			Off-Def	Tot	Avg							
2016-17*	28-0	258/9.2	22-42	.524	0-1	.000	21-27	.778	17-40	57	2.0	50-0	1	9	13	3		65/2.3
2017-18*	22-1	188/8.5	21-33	.636	1-2	.500	7-13	.538	4-27	31	1.4	32-0	5	15	5	2		50/2.3
2018-19*	5-0	18/3.6	1-3	.333	0-1	.000	0-0	.000	1-5	6	1.2	3-0	1	2	0	0		2/0.4
2019-20	2-0	24/12.0	3-7	.429	2-5	.400	2-2	1.000	1-5	6	3.0	1-0	0	0	1	0		10/5.0
TOTAL	2-0	24/12.0	3-7	.429	2-5	.400	2-2	1.000	1-5	6	3.0	1-0	0	0	1	0		10/5.0
All*	57-1	488/8.6	47-85	.553	3-9	.333	30-42	.714	23-77	100	1.8	86-0	7	26	19	5		127/2.2

SINGLE-GAME HIGHS

Points: 10, Pacific Lutheran -- 11/05/19
 Rebounds: 5, Pacific Lutheran -- 11/05/19
 Blocks: 1, Pacific Lutheran -- 11/05/19
 FG made: 3, Pacific Lutheran -- 11/05/19
 FG attempts: 4, Pacific Lutheran -- 11/05/19
 3FG made: 2, Pacific Lutheran -- 11/05/19
 3FG attempts: 3, Pacific Lutheran -- 11/05/19
 FT made: 2, Pacific Lutheran -- 11/05/19
 FT attempts: 2, Pacific Lutheran -- 11/05/19



#23 Terrell Brown

Opponent	Date	gs	min	Total		3-Pointers		Free throws		Rebounds				pf	a	t/o	blk	stl	pts	avg
				fg-fga	pct	3fg-fga	pct	ft-fta	pct	off	def	tot	avg							
PACIFIC LUTHERAN	11/05/19	*	21	8-10	.800	0-1	.000	0-1	.000	0	8	8	8.0	1	9	2	0	1	16	16.0
at Washington St.	11/07/19	*	36	10-24	.417	0-1	.000	4-5	.800	1	7	8	8.0	1	2	5	0	0	24	20.0
Totals		2	57	18-34	.529	0-2	.000	4-6	.667	1	15	16	8.0	2	11	7	0	1	40	20.0

Games played: 2
Minutes/game: 28.5
Points/game: 20.0
FG Pct: 52.9
3FG Pct: 0.0
FT Pct: 66.7

Rebounds/game: 8.0
Assists/game: 5.5
Turnovers/game: 3.5
Assist/turnover ratio: 1.6
Steals/game: 0.5

CAREER STATS

Year	GP-GS	Min/Avg	Total		3-Point		FT-FTA	Pct	Off-Def	Tot	Avg	PF-FO	Ast	TO	Blk	Stl	Pts/Avg
			FG-FGA	Pct	FG-FGA	Pct											
2018-19	33-28	1103/33.4	180-396	.455	14-44	.318	90-132	.682	47-179	226	6.8	89-3	150	79	9	36	464/14.1
2019-20	2-2	57/28.5	18-34	.529	0-2	.000	4-6	.667	1-15	16	8.0	2-0	11	7	0	1	40/20.0
TOTAL	35-30	1160/33.1	198-430	.460	14-46	.304	94-138	.681	48-194	242	6.9	91-3	161	86	9	37	504/14.4

SINGLE-GAME HIGHS

Points: 26, Northwest (WA) -- 11/28/18
Rebounds: 14, Northwest (WA) -- 11/28/18
Assists: 10, Denver -- 11/23/18
Steals: 4, at Utah Valley -- 01/12/19
Blocks: 2, Southern Utah -- 11/18/18
FG made: 11, vs Grand Canyon -- 03/14/19
FG attempts: 24, at Washington St. -- 11/07/19 ; at Washington St. -- 11/07/19
3FG made: 2, California Baptist -- 02/02/19 ; at New Mexico St. -- 02/16/19
3FG attempts: 4, at CSU Bakersfield -- 01/03/19 ; at UTRGV -- 02/14/19 ; vs Grand Canyon -- 03/14/19
FT made: 9, Washington St. -- 11/14/18
FT attempts: 11, Washington St. -- 11/14/18



#24 Delante Jones

Opponent	Date	gs	min	Total		3-Pointers		Free throws		Rebounds				pf	a	t/o	blk	stl	pts	avg
				fg-fga	pct	3fg-fga	pct	ft-fta	pct	off	def	tot	avg							
PACIFIC LUTHERAN	11/05/19	*	21	5-8	.625	3-5	.600	2-4	.500	1	0	1	1.0	3	1	2	0	0	15	15.0
at Washington St.	11/07/19	*	25	0-7	.000	0-5	.000	0-0	.000	0	4	4	2.5	4	1	0	0	0	0	7.5
Totals		2	46	5-15	.333	3-10	.300	2-4	.500	1	4	5	2.5	7	2	2	0	0	15	7.5

Games played: 2
 Minutes/game: 23.0
 Points/game: 7.5
 FG Pct: 33.3
 3FG Pct: 30.0
 FT Pct: 50.0

Rebounds/game: 2.5
 Assists/game: 1.0
 Turnovers/game: 1.0
 Assist/turnover ratio: 1.0

CAREER STATS

Year	GP-GS	Min/Avg	Total		3-Point		FT-FTA	Pct	Off-Def	Tot	Avg	PF-FO	Ast	TO	Blk	Stl	Pts/Avg
			FG-FGA	Pct	FG-FGA	Pct											
2015-16*	30-25	997/33.2	116-272	.426	39-106	.368	90-129	.698	26-81	107	3.6	82-0	54	79	6	22	361/12.0
2016-17*	30-30	949/31.6	121-298	.406	39-115	.339	63-92	.685	28-74	102	3.4	89-5	53	94	7	22	344/11.5
2018-19	26-23	748/28.8	109-276	.395	42-121	.347	53-68	.779	23-56	79	3.0	53-0	32	53	9	10	313/12.0
2019-20	2-2	46/23.0	5-15	.333	3-10	.300	2-4	.500	1-4	5	2.5	7-0	2	2	0	0	15/7.5
TOTAL	28-25	794/28.4	114-291	.392	45-131	.344	55-72	.764	24-60	84	3.0	60-0	34	55	9	10	328/11.7
All*	88-80	2740/31.1	351-861	.408	123-352	.349	208-293	.710	78-215	293	3.3	231-5	141	228	22	54	1033/11.7

SINGLE-GAME HIGHS

Points: 26, Omaha -- 12/06/18
 Rebounds: 7, Bryant -- 11/11/18
 Assists: 4, Longwood -- 11/25/18
 Steals: 1, 10 times
 Blocks: 3, Omaha -- 12/06/18
 FG made: 9, Omaha -- 12/06/18
 FG attempts: 17, New Mexico St. -- 01/17/19
 3FG made: 4, at CSU Bakersfield -- 01/03/19 ; Omaha -- 12/06/18
 3FG attempts: 9, Grand Canyon -- 03/09/19
 FT made: 5, at Grand Canyon -- 01/05/19 ; vs Grand Canyon -- 03/14/19
 FT attempts: 7, at Grand Canyon -- 01/05/19



#33 Mikkel Hauge

Opponent	Date	gs	min	Total		3-Pointers		Free throws		Rebounds				pf	a	t/o	blk	stl	pts	avg
				fg-fga	pct	3fg-fga	pct	ft-fta	pct	off	def	tot	avg							
PACIFIC LUTHERAN	11/05/19		9	2-2	1.000	1-1	1.000	2-2	1.000	0	1	1	1.0	0	2	1	0	0	7	7.0
at Washington St.	11/07/19		4	0-0	.000	0-0	.000	0-2	.000	0	1	1	1.0	0	0	1	0	0	0	3.5
Totals		0	13	2-2	1.000	1-1	1.000	2-4	.500	0	2	2	1.0	0	2	2	0	0	7	3.5

Games played: 2
 Minutes/game: 6.5
 Points/game: 3.5
 FG Pct: 100.0
 3FG Pct: 100.0
 FT Pct: 50.0

Rebounds/game: 1.0
 Assists/game: 1.0
 Turnovers/game: 1.0
 Assist/turnover ratio: 1.0

CAREER STATS

Year	GP-GS	Min/Avg	Total		3-Point		FT-FTA	Pct	Off-Def	Tot	Avg	PF-FO	Ast	TO	Blk	Stl	Pts/Avg
			FG-FGA	Pct	FG-FGA	Pct											
2019-20	2-0	13/6.5	2-2	1.000	1-1	1.000	2-4	.500	0-2	2	1.0	0-0	2	2	0	0	7/3.5
TOTAL	2-0	13/6.5	2-2	1.000	1-1	1.000	2-4	.500	0-2	2	1.0	0-0	2	2	0	0	7/3.5

SINGLE-GAME HIGHS

Points: 7, Pacific Lutheran -- 11/05/19
 Rebounds: 1, Pacific Lutheran -- 11/05/19, Washington State -- 11/07/19
 Assists: 2, Pacific Lutheran -- 11/05/19
 FG made: 2, Pacific Lutheran -- 11/05/19
 FG attempts: 2, Pacific Lutheran -- 11/05/19
 3FG made: 1, Pacific Lutheran -- 11/05/19
 3FG attempts: 1, Pacific Lutheran -- 11/05/19
 FT made: 2, Pacific Lutheran -- 11/05/19
 FT attempts: 2, , Washington State -- 11/07/19



#34 Anand Hundal

Opponent	Date	gs	min	Total		3-Pointers		Free throws		Rebounds				pf	a	t/o	blk	stl	pts	avg
				fg-fga	pct	3fg-fga	pct	ft-fga	pct	off	def	tot	avg							
PACIFIC LUTHERAN	11/05/19		12	2-4	.500	0-1	.000	2-2	1.000	3	0	3	3.0	0	0	0	0	0	6	6.0
at Washington St.	11/07/19		9	0-0	.000	0-0	.000	0-0	.000	0	0	0	1.5	0	0	0	0	0	0	3.0
Totals		0	21	2-4	.500	0-1	.000	2-2	1.000	3	0	3	1.5	0	0	0	0	0	6	3.0

Games played: 2

Rebounds/game: 1.5

Minutes/game: 10.5

Points/game: 3.0

FG Pct: 50.0

3FG Pct: 0.0

FT Pct: 100.0

CAREER STATS

Year	GP-GS	Min/Avg	Total		3-Point		FT-FTA	Pct	Rebounds				PF-FO	Ast	TO	Blk	Stl	Pts/Avg
			FG-FGA	Pct	FG-FGA	Pct			Off-Def	Tot	Avg							
2018-19	25-5	205/8.2	22-47	.468	10-31	.323	3-6	.500	15-30	45	1.8	29-0	6	7	15	4		57/2.3
2019-20	2-0	21/10.5	2-4	.500	0-1	.000	2-2	1.000	3-0	3	1.5	0-0	0	0	0	0		6/3.0
TOTAL	27-5	226/8.4	24-51	.471	10-32	.313	5-8	.625	18-30	48	1.8	29-0	6	7	15	4		63/2.3

SINGLE-GAME HIGHS

Points: 17, at Chicago State -- 01/24/19

Rebounds: 8, at Chicago State -- 01/24/19

Assists: 4, California Baptist -- 02/02/19

Steals: 2, at Chicago State -- 01/24/19

Blocks: 4, at UMKC -- 01/26/19

FG made: 6, at Chicago State -- 01/24/19

FG attempts: 9, at Chicago State -- 01/24/19

3FG made: 3, at Chicago State -- 01/24/19 ; at Stanford -- 11/06/18

3FG attempts: 6, at Chicago State -- 01/24/19

FT made: 2, Pacific Lutheran -- 11/05/19 ; at Chicago State -- 01/24/19

FT attempts: 3, at UMKC -- 01/26/19



#35 Dovy Pinskius

Opponent	Date	gs	min	Total		3-Pointers		Free throws		Rebounds				pf	a	t/o	blk	stl	pts	avg
				fg-fga	pct	3fg-fga	pct	ft-fta	pct	off	def	tot	avg							
PACIFIC LUTHERAN	11/05/19		8	1-2	.500	0-0	.000	2-2	1.000	0	1	1	1.0	0	1	0	1	0	4	4.0
at Washington St.	11/07/19		2	0-0	.000	0-0	.000	0-0	.000	0	0	0	0.5	0	0	0	0	0	0	2.0
Totals		0	10	1-2	.500	0-0	.000	2-2	1.000	0	1	1	0.5	0	1	0	1	0	4	2.0

Games played: 2
 Minutes/game: 5.0
 Points/game: 2.0
 FG Pct: 50.0
 FT Pct: 100.0

Rebounds/game: 0.5
 Assists/game: 0.5
 Assist/turnover ratio: 99.9
 Blocks/game: 0.5

CAREER STATS

Year	GP-GS	Min/Avg	Total		3-Point		FT-FTA		Rebounds				PF-FO	Ast	TO	Blk	Stl	Pts/Avg
			FG-FGA	Pct	FG-FGA	Pct	Pct	Pct	Off-Def	Tot	Avg	Avg						
2019-20	2-0	10/5.0	1-2	.500	0-0	.000	2-2	1.000	0-1	1	0.5	0-0	1	0	1	0		4/2.0
TOTAL	2-0	10/5.0	1-2	.500	0-0	.000	2-2	1.000	0-1	1	0.5	0-0	1	0	1	0		4/2.0

SINGLE-GAME HIGHS

Points: 4, Pacific Lutheran -- 11/05/19
 Rebounds: 1, Pacific Lutheran -- 11/05/19
 Assists: 1, Pacific Lutheran -- 11/05/19
 Blocks: 1, Pacific Lutheran -- 11/05/19
 FG made: 1, Pacific Lutheran -- 11/05/19
 FG attempts: 2, Pacific Lutheran -- 11/05/19
 FT made: 2, Pacific Lutheran -- 11/05/19
 FT attempts: 2, Pacific Lutheran -- 11/05/19



2019-20 BOX SCORES

Official Basketball Box Score -- Game Totals -- Final Statistics Pacific Lutheran vs Seattle U 11/05/19 7:00 pm at Seattle, WA (Redhawk Center)

Pacific Lutheran 64 • 0-0,0-0 NWC

#	Player	Total		3-Ptr		Rebounds			PF	TP	A TO Blk Stl				Min
		FG-FGA	FG-FGA	FT-FTA	Off	Def	Tot	Ass			Turn	Steal			
32	Leighton Kingma	f	4-7	0-2	2-2	0	2	2	1	10	1	0	0	1	21
00	Jacob Bingham	g	2-3	1-2	0-0	0	1	1	0	5	0	2	0	0	19
01	Kelton Williams	g	2-9	0-1	3-4	2	1	3	1	7	1	1	0	1	26
05	Jordan Thomas	g	3-15	0-2	0-0	1	4	5	2	6	2	2	1	1	21
24	Conor Geiger	g	0-6	0-3	5-6	2	2	4	3	5	0	2	0	0	21
02	Nolan Wedlow	g	0-0	0-0	2-2	0	0	0	0	2	1	0	0	0	4
03	Blake Uyehara	g	2-3	1-1	0-0	0	1	1	2	5	0	1	0	0	11
04	Grayson Peet	g	1-1	1-1	0-0	0	0	0	0	3	0	0	0	0	2
10	Luke Worley	g	0-0	0-0	1-2	1	0	1	3	1	0	1	0	0	12
11	Nasreen Gutierrez-Or	g	2-5	1-3	0-0	1	1	2	0	5	0	0	0	0	9
12	Trey Garey	g	0-1	0-0	0-0	0	0	0	0	0	0	0	0	0	3
20	Seth Hall	g	3-6	0-1	0-0	1	0	1	0	6	1	1	0	0	13
22	Sean McCurdy	g	2-2	2-2	0-0	0	0	0	3	6	1	2	0	0	8
23	Brett Williams	g	0-0	0-0	0-0	0	0	0	2	0	1	0	0	0	9
30	Dylan McConnell	g	1-5	1-2	0-0	0	0	0	1	3	3	1	0	0	13
33	Bailey Verk	g	0-1	0-0	0-0	0	0	0	0	0	0	0	0	0	5
40	Kyle James	g	0-0	0-0	0-0	0	0	0	1	0	0	1	0	1	3
Team						5	0	5							
Totals			22-64	7-20	13-16	13	12	25	19	64	11	14	1	4	200

FG % 1st Half: 9-31 29.0% 2nd half: 13-33 39.4% Game: 22-64 34.4%
3FG % 1st Half: 2-9 22.2% 2nd half: 5-11 45.5% Game: 7-20 35.0%
FT % 1st Half: 3-4 75.0% 2nd half: 10-12 83.3% Game: 13-16 81.3%

Seattle U 98 • 1-0,0-0 WAC

Seattle @ 58 - 106, 0-0 WAC																
#	Player		Total		3-Ptr		Rebounds			PF	TP	A TO Blk Stl				Min
			FG-FGA	FG-FGA	FT-FTA	Off	Def	Tot	A			T	Blk	Stl		
01	Myles Carter	f	3-4	0-1	3-4	1	5	6	1	9	0	2	1	0	18	
00	Rip Economou	g	3-9	1-7	0-0	0	2	2	2	7	0	0	0	3	26	
02	Trey von Hopkins	g	5-10	0-4	1-2	2	3	3	3	11	0	1	0	1	27	
23	Terrell Brown	g	8-10	0-1	0-1	0	8	8	1	16	9	2	0	1	21	
03	Delante Jones	g	5-8	3-5	2-4	1	0	1	3	15	1	2	0	0	21	
10	Aaron Nettles	g	2-8	1-5	0-0	1	1	2	2	5	2	0	0	0	19	
12	Mattia Da Campo	g	4-6	0-0	0-0	4	3	7	2	8	2	1	0	0	19	
21	Jordan Dallas	g	3-4	2-3	2-2	1	4	5	0	10	0	0	1	0	20	
33	Mikkel Hauge	g	2-2	1-1	2-2	0	1	1	0	7	2	1	0	0	9	
34	Anand Hundal	g	2-4	0-1	2-2	3	0	3	0	6	0	0	0	0	12	
35	Dovy Pinskus	g	1-2	0-0	2-2	0	1	1	0	4	1	0	1	0	8	
Team						2	2	4								
Totals			38-67	8-28	14-19	15	28	43	14	98	17	9	3	5	200	

FG % 1st Half: 19-34 55.9% 2nd half: 19-33 57.6% Game: 38-67 56.7%
3FG % 1st Half: 4-13 30.8% 2nd half: 4-15 26.7% Game: 8-28 28.6%
FT % 1st Half: 5-9 55.6% 2nd half: 9-10 90.0% Game: 14-19 73.7%

Officials: Derek Anganes,Levon Zakarian,Nate Harris
Technical fouls: Pacific Lutheran-None. Seattle U-Myles Carter.
Attendance: 828

Score by periods	1st	2nd	Total
Pacific Lutheran	23	41	64
Seattle U	47	51	98

Last FG - PLU 2nd-01:22. SU 2nd-01:02.
Largest lead - PLU None, SU by 39 2nd-04:54.
PLU led for 00:00. SU led for 39:03. Game was tied for 00:57.

Points	In Paint	Off T/O	2nd Chance	Fast Break	Bench
PLU	26	4	16	6	31
SU	50	18	21	15	40

Score tied - 0 times.
Lead changed - 0 times.

Official Basketball Box Score -- Game Totals -- Final Statistics Seattle U vs Washington St. 11/07/19 6:00 pm at Pullman, WA (Beasley Coliseum)

Seattle U 54 • 1-1,0-0 WAC

Seattle 83-91 1/10/06 WAC

#	Player	Total		3-Ptr		Rebounds			PF	TP	A TO Blk Stl				Min
		FG	FGA	FG	FGA	FT	FTA	Off			Def	Tot			
01	Myles Carter	f	3-7	0-1	2-2	2	1	3	0	8	0	1	4	0	30
12	Mattia Da Campo	g	0-1	0-1	1-3	1	7	8	2	1	0	0	1	0	27
13	Morgan Means	g	3-8	1-2	0-0	0	3	3	4	7	0	3	0	0	27
23	Terrell Brown	g	10-24	0-1	4-5	1	7	8	1	24	2	5	0	0	36
24	Delante Jones	g	0-7	0-5	0-0	0	4	4	0	4	0	1	0	0	25
00	Rip Economou	g	0-1	0-1	0-0	1	0	1	2	0	0	0	0	0	10
02	Trey von Hopkins	g	3-5	0-1	4-4	0	0	0	0	10	0	0	0	0	13
10	Aaron Nettles	g	1-3	0-1	2-3	0	0	0	0	4	1	0	0	0	13
21	Jordan Dallas	g	0-3	0-2	0-0	0	1	1	1	0	0	0	0	0	4
33	Mikkel Hauge	g	0-0	0-0	0-2	0	1	1	0	0	0	1	0	0	4
34	Anand Hundal	g	0-0	0-0	0-0	0	0	0	0	0	0	0	0	0	9
35	Dovy Pinskus	g	0-0	0-0	0-0	0	0	0	0	0	0	0	0	0	2
Team						4	6	10							
Totals			20-59	1-15	13-19	9	30	39	14	54	4	12	4	1	200

FG % 1st Half: 10-32 31.3% 2nd half: 10-27 37.0% Game: 20-59 33.9%
3FG % 1st Half: 0-7 0.0% 2nd half: 1-8 12.5% Game: 1-15 6.7%
FT % 1st Half: 1-2 50.0% 2nd half: 12-17 70.6% Game: 13-19 68.4%

Washington St. 85 • 1-0,0-0 Pac-12

Washington St. 55 4 0, 0-0 Pct: 42.1

#	Player		Total		3-Ptr		Rebounds			PF	TP	A TO Blk Stl				Min
			FG-FGA	FG-FGA	FT-FTA	Off	Def	Tot								
04	Aljaz Kunc	f	2-6	1-3	0-0	1	2	3	2	5	0	0	1	0	16	
12	Jeff Pollard	f	3-9	1-5	0-0	3	4	7	1	7	2	0	1	0	20	
02	CJ Elleby	g	12-18	3-8	0-1	2	5	7	1	27	0	0	3	0	30	
10	Isaac Bonton	g	5-14	0-3	2-4	1	7	8	1	12	4	0	1	1	30	
23	Jaylen Shead	g	2-5	2-2	3-4	0	2	2	9	3	0	0	3	27		
01	Jervae Robinson	g	3-7	1-3	0-0	0	0	0	0	7	0	0	0	1	20	
03	Daron Henson	g	1-2	0-1	0-0	0	0	0	0	2	0	0	0	0	2	
05	Marvin Cannon	g	1-5	0-3	0-0	2	1	3	1	2	0	1	0	0	10	
11	DJ Rodman	g	2-3	1-1	0-0	2	0	2	3	5	0	0	0	1	9	
20	Deion James	g	0-3	0-1	4-4	0	4	4	0	4	1	2	0	1	16	
24	Noah Williams	g	1-7	0-1	0-0	4	5	9	2	2	2	0	0	0	16	
32	Tony Miller	g	1-2	0-0	1-2	1	0	1	0	3	1	0	0	0	4	
Team						3	1	4								
Totals			33-81	9-31	10-15	19	31	50	13	85	13	3	3	10	200	

FG % 1st Half: 15-37 40.5% 2nd half: 18-44 40.9% Game: 33-81 40.7%
3FG % 1st Half: 6-17 35.3% 2nd half: 3-14 21.4% Game: 9-31 29.0%
FT % 1st Half: 7-11 63.6% 2nd half: 3-4 75.0% Game: 10-15 66.7%

Officials: Kelly Pfeifer,John Higgins,Randy McCall
Technical fouls: Seattle U-None. Washington St.-None.
Attendance: 2810

Score by periods	1st	2nd	Total
Seattle U	21	33	54
Washington St.	43	42	85

Points	In Paint	Off T/O	2nd Chance	Fast Break	Bench
SU	24	0	4	2	14
WSU	34	21	11	18	25

Last FG - SU 2nd-00:42, WSU 2nd-00:10.
Largest lead - SU None, WSU by 34 2nd-03:24.
SU led for 00:00. WSU led for 39:51. Game was tied for 00:00.

Score tied - 0 times.
Lead changed - 0 times.