

2018-19 SEATTLE UNIVERSITY MEN'S BASKETBALL

GAME 30: SU vs. CSU Bakersfield - Mar. 7, 2019

SEATTLE
BASKETBALL

CONTACT: Sarah Finney, Director of Communications • finneysa@seattleu.edu • 206-445-2237 • GoSeattleU.com

2018-19 SCHEDULE

Nov. 6	at Stanford	L, 74-96
NOV. 8	PUGET SOUND	W, 95-67
NOV. 11	BRYANT !	W, 82-59
NOV. 14	WASHINGTON STATE !	W, 78-69
NOV. 18	SOUTHERN UTAH	L, 70-73
NOV. 23	DENVER #	W, 82-63
NOV. 24	FAIRFIELD #	W, 83-80
NOV. 25	LONGWOOD #	W, 70-50
NOV. 28	NORTHWEST #	W, 107-72
DEC. 1	EASTERN WASHINGTON	W, 88-68
DEC. 6	OMAHA ~	W, 90-71
Dec. 9	at Washington	L, 62-70
Dec. 17	at Portland	W, 67-56
DEC. 20	PRAIRIE VIEW A&M	W, 102-64
Dec. 29	at Cal	W, 82-73
Jan. 3	at CSU Bakersfield *	L, 71-83
Jan. 5	at Grand Canyon *	L, 57-71
Jan. 12	at Utah Valley *	L, 78-88
JAN. 17	NEW MEXICO STATE *	L, 60-87
JAN. 19	UTRGV *	L, 62-67
Jan. 24	at Chicago State *	W, 75-47
Jan. 26	at Kansas City *	L, 54-63
FEB. 2	CALIFORNIA BAPTIST *	L, 64-75
FEB. 9	UTAH VALLEY *	POSTPONED
Feb. 14	at UTRGV *	L, 59-44
Feb. 16	at New Mexico State *	L, 53-59
FEB. 21	KANSAS CITY *	W, 69-64
FEB. 23	CHICAGO STATE *	W, 77-57
FEB. 26	UTAH VALLEY *	L, 68-77
Feb. 28	at California Baptist *	W, 67-65
MAR. 7	CSU BAKERSFIELD *	7:00 PM
MAR. 9	GRAND CANYON *	1:00 PM

Mar. 14-16 at WAC Championship (Las Vegas, NV)

HOME GAMES played at the Redhawk Center unless noted

! Game played at accesso ShoWare Center (Kent, Wash.)

Elgin Baylor Classic | ~ Summit League/WAC Challenge

* WAC game | All times listed are Pacific

All dates and times subject to change

206-398-GOSU (4678) | GoSeattleU.com/tix

All games broadcast on KTTH 770 AM



SEATTLE U (16-13, 4-10 WAC)



CSU BAKERSFIELD (16-12, 7-7 WAC)

GAMEDAY ROUND-UP

Seattle University Redhawks (16-13, 4-10 WAC) vs. CSU Bakersfield 'Runners (16-12, 7-7 WAC)

Thursday, Mar. 7, 2019 • 7:00 PM PT • Redhawk Center • Seattle, Wash.

LISTEN: KTTH 770 AM, mynorthwest.com (Dennis Patchin)

WATCH: WAC Digital Network (wacdigitalnetwork.com)

ON TAP

Winners of three of their last four, Seattle University men's basketball (16-13, 4-10 WAC) returns home for its final two regular-season games, beginning Thursday, Mar. 7 against Western Athletic Conference opponent CSU Bakersfield (16-12, 7-7 WAC). Tip-off from the Redhawk Center is scheduled for 7 p.m. The game will stream live on the WAC Digital Network at wacdigitalnetwork.com. Fans can also tune in to KTTH 770 AM in Seattle or at mynorthwest.com.

ABOUT THE SERIES VS CSU BAKERSFIELD

This will be the 21st meeting all-time between Seattle U and CSU Bakersfield, with the Roadrunners holding a 14-6 series advantage. The teams opened 2018-19 WAC play on Jan. 3 going head-to-head in Bakersfield. The 'Runners would hold on for an 83-71 victory in that meeting. The teams split the home-and-home series last season, each winning on their own court. The Redhawks snapped a five-game CSUB win streak with a 59-55 victory over the 'Runners on Jan 26, 2018 at KeyArena. CSUB returned the favor with a 64-57 win in the Icardo Center on Feb. 24, 2018. CSU Bakersfield won the first three games of the series before Seattle U took the next four contests. The 'Runners won the following four games between the two teams. The Redhawks snapped CSUB's four-game winning streak with a 53-43 win at KeyArena Feb. 28, 2015.

PROJECTED STARTING LINEUP (based on last game)

POS.	NO.	NAME	YR	HT	PPG	NOTABLE
F	1	Myles Carter	RJr.	6-9	13.7	Tallied 10th double-double of the year vs. UVU
G	13	Morgan Means	Jr.	6-3	13.7	Fourth straight double-digit points outing at CBU (21)
G	12	Mattia Da Campo	Jr.	6-5	3.2	11 pt, 14 reb double-double at CBU
G	23	Terrell Brown	RSo.	6-1	13.4	Averaging team-high 16.3 ppg in WAC play
G	24	Delante Jones	RJr.	6-5	11.9	Scored game-winning FG at CBU

RESERVES

G	2	Ian Burke	Fr.	6-5	1.7	Season-high 12 pts on 4 3s at Chicago State
G	5	Matej Kavas	RJr.	6-8	11.8	3 pts in 3 mins of action at CBU
G	10	Aaron Nettles	So.	5-11	3.7	Returned to the lineup at UTRGV after missing three games
G	11	Rip Economou	Fr.	6-8	1.5	9 pts on 3 threes vs PVAMU
F	14	Matt Vail	Fr.	6-5	0.0	Has appeared in 7 games off the bench
G	15	Trey Hopkins	Fr.	6-4	2.2	Made his second career start vs NMSU
F	25	Anand Hundal	Jr.	6-10	2.5	Earned five starts this season
G/F	35	Riley Grigsby	Fr.	6-6	3.7	Career-high 12 pts vs. Kansas City
F	41	Joe Wall	Fr.	6-7	1.1	Went 1-2 from 3 in 1 minute of action at NMSU

**UNIVERSITY INFORMATION**

Location: Seattle, Wash.
 Founded: 1891
 Chartered: 1898
 Enrollment: 4,780 (undergrad)
 Nickname: Redhawks
 Colors: Red and White
 Affiliation: NCAA Division I
 Conference: Western Athletic Conference
 Home Facility (capacity): Redhawk Center (999)
 President: Fr. Stephen Sundborg, S.J.
 Director of Athletics: Shaney Fink
 Athletic Ticket Office: 206-398-GOSU (4678)

MEN'S BASKETBALL COACHING STAFF

Head Coach: Jim Hayford (Second season)
 Alma Mater: (Azusa Pacific '89)
 Record at Seattle: 36-27 (One+ season)
 Career Record: 395-202 (19+ seasons)
 Associate Head Coach: Chris Victor (Second season)
 Alma Mater: Concordia '04
 Assistant Coach: Nick Robinson (Second season)
 Alma Mater: Stanford '04
 Assistant Coach: Sam Kirby (First season)
 Alma Mater: Seattle U '08
 Director of Operations: Mike Odland (First season)
 Alma Mater: Whitworth '10
 Director of Player Dev.: Patrick Mulligan (Second season)
 Alma Mater: Gonzaga

TEAM FACTS

2017-18 Record: 20-14
 2017-18 WAC Record/Finish: 8-6/4th
 Letterwinners Returning/Lost: 4/8
 Starters Returning/Lost: 1/4
 Redshirts: 3
 Newcomers: 9
 2017-18 Postseason Result: CBI First Round

ATHLETIC COMMUNICATIONS

Director of Communications/MBB Contact: Sarah Finney
 O: (206) 296-5915 | C: (206) 445-2237
 Email: finneysa@seattleu.edu
 Asst. Director of Communications: Brian Vail
 O: (206) 296-2490
 Email: vailbr@seattleu.edu
 Athletic Website: www.GoSeattleU.com
 Radio (Talent): KTTH 770 AM (Gary Hill, Jr.)
 Mailing Address:
 Seattle University, 901 12th Ave.,
 PO Box 222000, Seattle, WA 98122

LAST TIME OUT

Delante Jones hit a driving runner in the lane with seven seconds remaining and a final attempt by California Baptist rimmed out as the Redhawks hung on for a huge 67-65 WAC road win on Feb 28. The Redhawks led for the majority of the night over the Lancers, but a 12-0 run by the home team in the final six minutes of play tied the game at 65-65 with 28 seconds remaining. As CBU trailed by one, 65-64, with 28 ticks on the clock, Dejon Davis was fouled and went to the line for two. The Lancer forward made his first, but missed the second, and Myles Carter hauled down the defense rebound. On their final possession of the night, the Redhawks went to Jones on the right wing, where he was able to take his defender to the hole for a layup, his first field goal of the night. Jordan Heading launched a desperation three at the buzzer, but it would not fall and the Redhawks escaped with the two-point win. Jones finished the game 1-5 from the field and 2-2 from the free-throw line for four points. Morgan Means had a team-high 21 points on 9-15 shooting while Terrell Brown finished with 18 points, eight rebounds and five assists. Mattia Da Campo had a huge night, finishing with 11 points and a career-high 14 rebounds, including six on the offensive end. The Redhawks started the night hot, hitting six of their first seven three point attempts on their way to a 20-12 advantage at the 11:34 mark of the first half. The lead would stretch to as many as 11 multiple times in the frame as Seattle U shot better than 42 percent from the field and nearly 47 percent from three. CBU would not go away, however, using a 15-17 performance from the charity stripe to combat 8-25 shooting from the field. The Redhawks would carry a 39-34 lead into the break. An 11-2 run early in the second frame helped Seattle U build a 56-43 advantage with 11:37 to play. A gritty and-one play by Means with six minute remaining had Seattle U leading 65-53. But the Lancers were not finished. A Jeremy Smith three cut the lead down to single-digits and began an 11-0 CBU run. Acquaah would score five straight points before Davis got fouled with 28 ticks remaining, setting up the final free throws and Jones' eventual game-winner.

2018-19 NUMERICAL ROSTER

NO.	NAME	POS	HT	WT	YR/EXP	HOMETOWN/PREVIOUS SCHOOL
1	Myles Carter	F	6-9	230	RJr./TR	Chicago, Ill./St. Rita's of Cascia HS/Seton Hall
2	Ian Burke	G	6-5	180	Fr./HS	Phoenix, Ariz./Brophy Prep
5	Matej Kavas	G	6-8	200	RJr./2V	Ljubljana, Slovenia/Gimnazija Bezigrad HS
10	Aaron Nettles	G	5-11	175	So./IV	Seattle, Wash./Seattle Prep
11	Rip Economou	G	6-8	180	Fr./HS	Santa Monica, Calif./Santa Monica HS
12	Mattia Da Campo	G	6-5	210	Jr./2V	Venice, Italy/Stella Azura Academy
13	Morgan Means	G	6-3	175	Jr./2V	Compton, Calif./Redondo Union HS
14	Matt Vail	F	6-5	190	Fr./HS	Stanwood, Wash./Stanwood HS
15	Trey Hopkins	G	6-4	163	Fr./HS	Midwest City, Okla./Carl Albert HS
23	Terrell Brown	G	6-1	175	RSo./TR	Seattle, Wash./Garfield HS/Shoreline CC
24	Delante Jones	G	6-5	195	RJr./TR	Chantilly, Va./Virginia Episcopal/American
25	Anand Hundal	F	6-10	230	Jr./TR	Manteca, Calif./Manteca HS/Las Positas College
35	Riley Grigsby	G/F	6-6	220	Fr./HS	San Jose, Calif./Archbishop Mitty HS
41	Joe Wall	F	6-7	215	Fr./HS	Portland, Ore./Jesuit HS

COACHING STAFF

Head Coach: Jim Hayford (Azusa Pacific '89) – Second season
 Associate Head Coach: Chris Victor (Concordia Irvine '04) – Second season
 Assistant Coach: Nick Robinson (Stanford '04) – Second season
 Assistant Coach: Sam Kirby (Seattle U '08) – First season
 Director of Operations: Mike Odland (Whitworth '10) – First season
 Director of Player Development: Patrick Mulligan (Gonzaga) – Second season

PRONUNCIATION GUIDE

#5 Matej Kavas: MAH-tey KAH-vahs
 #10 Rip Economou: Ee-con-oh-moe
 #12 Mattia Da Campo: Mat-EE-AH DAH-Camp-oh
 #23 Terrell Brown: Teh-REHL
 #25 Anand Hundal: Ah-nand Hun-dahl



INSIDE THE NUMBERS

2018-19 Record	16-13
Non-Conference	12-3
WAC	4-10
Home	12-5
Away	4-8
Neutral	0-0
In overtime	0-0

Current Streak	W1
Last win	2/28/19 at CBU (67-65)
Last loss	2/26/19 vs. Utah Valley (68-77)
Current Home Streak	L1
Last win	2/23/19 vs. Chicago State (77-57)
Last loss	2/26/19 vs. Utah Valley (68-77)
Current Road Streak	W1
Last win	2/28/19 at CBU (67-65)
Last loss	2/16/19 at NM State (53-59)
Current Neutral Streak	L1
Last win	3/8/18 vs. UTRGV (77-60)
Last loss	3/9/18 vs. NM State (79-84)

Records When...

November	7-2
December	5-1
January	1-6
February	3-4
March	0-0

Monday	1-0
Tuesday	0-2
Wednesday	1-0
Thursday	6-3
Friday	1-0
Saturday	4-6
Sunday	3-2

Leading at halftime	15-3
Trailing at halftime	1-9
Tied at halftime	0-1

Scoring less than 60	0-4
Scoring between 60-69	3-5
Scoring between 70-79	4-4
Scoring between 80-89	5-0
Scoring 90 or more	4-0

Allowing less than 60	5-2
Allowing between 60-69	7-2
Allowing between 70-79	3-5
Allowing between 80-89	1-3
Allowing 90 or more	0-1

Shooting below 30%	0-0
Shooting between 30-39.9%	1-8
Shooting between 40-44.9%	4-5
Shooting between 45-49.9%	4-0
Shooting between 50-54.9%	5-0
Shooting 55% or above	2-0

Opponent shooting below 30%	3-0
Opponent shooting between 30-39.9%	10-2
Opponent shooting between 40-44.9%	3-2
Opponent shooting between 45-49.9%	0-5
Opponent shooting between 50-54.9%	0-4
Opponent shooting 55% or above	0-0

More or same rebounds than opponent	15-6
Fewer rebounds than opponent	1-7

Game decided by 1-5 Points	3-1
Game decided by 6-10 Points	2-6
Game decided by 11-15 Points	1-4
Game decided by 16-20 Points	5-0
Game decided by 21+ Points	5-2

SU has 0 players in double figures	0-0
SU has 1 players in double figures	0-2
SU has 2 players in double figures	1-3
SU has 3 players in double figures	5-4
SU has 4 players in double figures	9-4
SU has 5+ players in double figures	1-0

Wearing Black Jerseys	4-5
Wearing Grey Jerseys	1-0
Wearing Red Jerseys	1-3
Wearing White Jerseys	10-5

ROAD WINS

The Feb. 28 win at California Baptist marked the fourth road win of the season. Four road wins is the most the Redhawks have totalled during the past five seasons. The last time a Redhawk team had more than four wins on the road was 2013-14 when they totalled five. Seattle U's best road record in its modern-day DI era is 6-10, set during the 2009-10 season.

ENTERING THE SEATTLE U RECORD BOOK

Terrell Brown and Myles Carter have been working their way into Seattle U's all-time record book for marks they have achieved during the 2018-19 season. Brown has amassed 135 assists through 29 games to now sit just five helpers shy of the No. 10 spot in the program's single-season record book. Carter's 55 blocked shots through 29 games not only leads the WAC, but also ranks No. 3 in a single-season at SU. Next on the blocks list is David White (2006-07) with 57 swats. Aaron Menzies (2017-18) holds the all-time record of 79.

BROWN EARNS FIRST CAREER WAC HONOR

Terrell Brown has been named WAC Player of the Week for the week of Feb. 18-24. This was his first-ever WAC Player of the Week honor. The Seattle native averaged 20.5 points 6.0 rebounds, 3.5 assists and 2.0 steals per game to lead Seattle U to a 2-0 record last week. Brown, who has scored 20 or more points in five of the Redhawks' last six games, poured in a game-high 21 points to go along with eight rebounds, three assists and two steals in a 69-64 win over Kansas City. Two days later, he shot 9-of-13 (69.2 percent) from the field on his way to 20 points to go with four rebounds, four assists and two steals, in a 77-57 win over Chicago State. Brown's performance helped give Seattle U its first back-to-back wins in WAC play this season.

FOUR IN DOUBLE FIGURES

Seattle U had four players score in double figures on Tuesday, Feb. 26, marking the third straight game that the team has achieved the feat. The consecutive games were the first since Jan. 24 at Chicago State. The Redhawks are 10-4 on the season when four or more players score in double-figures.

REDHAWK RUNDOWN

- Mattia Da Campo tallied his second double-double of the season with 11 points and a career-high 14 rebounds at California Baptist on Feb. 28.
- Terrell Brown has had 20+ point outings in five of the Redhawks' last eight outings, and has scored in



double figures all but once. He scored 22 at Kansas City on Jan. 26, followed with a 24-point effort on Feb. 2 versus California Baptist, added a game-high 25 points at New Mexico State on Feb. 16, poured in 21 points on Feb. 21 versus Kansas City, and tallied 20 on Feb. 23 versus Chicago State. Brown's season-high is 26 points, set on Nov. 28 versus Northwest.

- Myles Carter had 12 points and 13 rebounds on Feb. 26 versus Utah Valley, marking the junior's WAC-leading 10th double-double of the season.

- The Redhawks completed the season sweep of Chicago State on Saturday, Feb. 23, beating the Cougars 77-57 in the Redhawk Center.

- The win over the Cougars also gave Seattle U its first back-to-back WAC wins this season.

- Matej Kavas and Delante Jones returned to the Redhawk lineup on Feb. 21 versus Kansas City after missing eight and five games, respectively. The duo would not score in their limited action against the Roos, but both got their offense going on Feb. 23 against Chicago State. Jones had 10 points in 19 minutes of action and Kavas drained a pair of threes in 12 minutes of action.

WAC STATS

- Seattle U ranks first in the WAC in FG percentage defense (40.6) and blocks (3.6 per game), second in 3-pt FG percentage (38.0) in 3-pt FG percentage defense (33.6) and third in scoring defense (68.7 ppg).

- With five players averaging double-figures, four rank in the WAC's top-20 for scoring as Myles Carter is seventh (13.7 ppg), Morgan Means is eighth (13.7 ppg), Terrell Brown is ninth (13.4 ppg) and Delante Jones is 15th (11.9 ppg).

- Brown also ranks third in assists (4.7 per game), sixth in rebounds (6.6 per game) and third in assist/turnover ratio (1.9).

- Carter ranks second in rebounds (8.2), seventh in FG% (49.4%) and first in blocks (1.9).

- Means ranks first in minutes played (34.8 per game) and fourth in free-throw percentage (84.3)

TOP THREE FROM THREE

Matej Kavas drained a one three pointer in limited action at California Baptist on Feb. 28, giving him 42 for the season and 175 for his career. The career mark ranks him third in Seattle U's all-time record book as he now trails only Isaiah Umipig (2013-15, 229 3s) and Aaron Waite (1988-92, 239 3s).

EYING 400

Seattle U Head Coach Jim Hayford entered the 2018-19 season with 380 career victories over the course of his 19-year career. In his 20th season as a

head coach, he has led the Redhawks to a 16-13 mark through 29 games, bringing his career wins total to 396. Hayford now needs just four more wins to hit the 400 mark for his career.

MORE NEWS AND NOTES

- The Redhawks beat Kansas City 69-64 on Feb.

- 21, marking just the first time this season that they won a game after trailing in the first half and being outrebounded.

- Freshman Riley Grigsby scored a career-high 12 points on 4-5 shooting versus Kansas City, besting his previous high of 11.

- Seattle U had an unusual mid-conference, 12-day stretch without a game due to the Redhawks' Feb. 9 meeting with Utah Valley getting postponed due to extreme inclement weather in Seattle. The game was rescheduled for Feb. 26.

- The schedule change means the Redhawks ended up playing seven of their first 10 WAC games on the road, then host five of the final six games of the year at the Redhawk Center.

- The Redhawks got a huge monkey off their backs on Jan. 24, downing Chicago State, 75-47, for their first WAC win of the season. The win also snapped a five game-losing streak, the longest a Seattle U team had endured since the 2012-13 season.

- Junior Anand Hundal earned his first start in a Redhawk uniform on Jan. 24 at Chicago State and made the most of the opportunity, finishing with a team-high 17 points on 6-9 shooting, including 3-6 from three. The big man added eight rebounds, two blocks and two steals in a season-high 26 minutes of action.

- Freshman walk-on Ian Burke scored a career-high 12 points on four threes in 29 minutes of action at Chicago State on Jan. 24. The rookie added four assists and three rebounds to round out the night.

- Morgan Means went 16-16 from the free-throw line on Dec. 29 at Cal, matching the Seattle U single-game record held by Carl Ervin in a Dec. 15, 1979 game versus Washington. The junior guard went on to stretching his made free throws streak to 27 straight before missing his first attempt at GCU on Jan. 5 to halt the streak.

- Seattle U went 2-2 in four games against the Pac-12 this season. The Redhawks earned a big 78-69 win over Washington State on Nov. 14 and also topped Cal, 82-73. They dropped a 96-74 decision at Stanford on Nov. 6 and a 70-62 final at Washington on Dec. 9.

- The 78-69 win over WSU on Nov. 14 marked the first win against a Pac-12 member since Mar. 23, 2015 when the Redhawks defeated Colorado, 72-65, at the Redhawk Center in the second round of the CBI.

- Freshman Riley Grigsby turned in his best performance of the season on Dec. 6 against Omaha. The 6-6 forward went 5-6 from the field and 1-2 from the free-throw line for a career-high 11 points. He also added four rebounds and three assists in a season-high 24 minutes.

- Myles Carter and Terrell Brown each collected double-doubles at Portland on Dec. 17, marking the third time this season that multiple players had double-doubles in the same game. Carter and Matej Kavas achieved the feat together against Longwood (Nov. 25), while Carter and Brown combined to each tally a double-double against Northwest (Nov. 28).

- Seattle U had a six-game win streak snapped at Washington on Dec. 9. The six-game streak was the first of such a length since a stretch of five wins from Jan. 23, 2016-Feb. 6, 2016.

- Morgan Means swiped five steals on Dec. 1 against Eastern Washington, marking the first time a Redhawk had achieved the feat since Brendan Westendorf had five steals against UTRGV on Mar. 10, 2016.

- Freshman Trey Hopkins scored a season-high 12 points on Nov. 28 versus Northwest. The Midwest City, Okla., native went a perfect 5-5 from the field, including 2-2 from three, in just 15 minutes of action.

- Myles Carter was named WAC Player of the Week for the week of Nov. 5-11. The Chicago native averaged 18.0 points on 62.9 percent shooting, 8.7 rebounds and 2.3 blocks over three games as Seattle U opened the season 2-1.

HISTORIC START

Seattle U went 12-3 through the first 15 games of the season, marking the best start to a season in more than 50 years. The last time Seattle U had a better start than 12-3 was 1963-64. They went 13-2 through 15 games before picking up their third loss.

DEJA VU 10TH WIN

The Redhawks improved to 10-3 to start the season for the first time in exactly 50 years with a 67-56 win at University of Portland on Dec. 17 at the Chiles Center in Portland. The Redhawks achieved the feat in déjà vu fashion to their 1968-69 counterparts, as the former Seattle U squad also beat Portland (6-7) for their 10th win of the season. That Seattle U team would improve to 10-3 in their 13th game of the season – a 79-54 win at Portland.

HOME COURT ADVANTAGE

Seattle U has compiled a 231-149 (.608) record in North Court, including a 15-game winning streak that began Nov. 5, 2008 with a perfect 10-0 mark during the 2008-09 season. In 2017-18, the Redhawks went 9-1 at the Redhawk Center and so far in 2018-19, the



Redhawks are 10-5.

CARTER EARNS SECOND WAC PLAYER OF THE WEEK HONOR

Junior forward Myles Carter was named WAC Player of the Week for the week of Dec. 24-30. This is his second such honor of the season and of his career. The Chicago native poured in a career-high 26 points to go along with 13 rebounds to lead Seattle U to an 82-73 win at California. Carter, who played all 40 minutes, shot 61 percent from the field as the Redhawks built a 21-4 lead early and withstood a late push by the Golden Bears to earn their second win over a Pac-12 school this season. Carter's double-double was his sixth of the season as he collected his fifth 20+-point game. His 13 rebounds were one shy of his career high.

PRESEASON HONORS

Redshirt junior Matej Kavaz, a Ljubljana, Slovenia native, who has been named a preseason All-WAC First Team selection by both the league's nine head coaches and the WAC media. The 6-8 guard was the Redhawks' leading scorer in 2017-18, averaging 15.2 points per game. He also averaged 5.1 rebounds and 1.2 assists, led the team in scoring 11 times and scored 20 points or more nine times. Kavaz led the WAC with 91 three-pointers and finished the year ranked eighth in the nation, hitting 46.4 percent from beyond the arc. Kavaz was named the WAC Freshman of the Year in 2016-17.

GET YOUR 2018-19 TICKETS!

Single-game tickets for the Redhawks' remaining home slate are still available. For more information and to reserve your seats today, contact the SU Athletics Ticket office at 206-398-GOSU or visit goseattleu.com/tix.

HOME HEAVY 2018-19 SLATE

The Redhawks play a 19-game home schedule in 2018-19, and host 22 total contests as the schedule includes a three-team, six-game tournament. The Redhawk Center, located on the Seattle U campus, will serve as the primary venue for the 2018-19 season due to the renovation and shutdown of KeyArena, scheduled to take place in 2019 and 2020. Seattle U is excited to partner with the Oak View Group and return to the newly-renovated \$700 million Seattle Center Arena in 2020-21.

"Bringing games back on campus in recent years has reinvigorated the campus community," said Head Coach Jim Hayford. "An engaged campus and excited student body creates a rowdy home-court

atmosphere. We are also look forward to returning to a world-class arena in the heart of Seattle as soon as it's completed."

This season, Seattle U will also take advantage of the unique opportunity to engage the greater South Sound community during Veteran's Day weekend and Nov. 14 with two key dates at the accesso ShoWare Center in Kent, Wash.

WAC PRESEASON POLLS

In a vote of the Western Athletic Conference men's basketball head coaches, the Redhawks were picked to finish third during the 2018-19 season. The Redhawks earned 45 points and edged out fourth-place pick, Utah Valley, who earned 43 points in the coaches voting. Reigning WAC champion New Mexico State is the 2018-19 preseason favorite, earning 63 points and seven first-place votes. Grand Canyon followed with 58 points and two first-place votes.

In the simultaneously released WAC media poll, Seattle U was selected to finish fourth (150 points) behind preseason media favorite New Mexico State (214 points), Grand Canyon (180 points) and Utah Valley (162 points).

HAYFORD EARNS CONTRACT EXTENSION

Head Coach Jim Hayford received a contract extension through 2023, Director of Athletics Shaney Fink announced Sept. 12, 2018.

"Coach Hayford has proven to be the right leader for our program as he propelled the team forward in his first year, leading us to the most successful season in recent history," said Fink. "We are excited to announce the extension of his contract and look forward to the continued development of the program under his guidance."

In his first season at the helm of the program, Hayford revitalized the Redhawks on the court, in the classroom and in the community.

The 2017-18 Redhawks finished 20-14 overall, 16-3 on their home court and 8-6 in Western Athletic Conference play. The win total marked a program high since returning to Division I in 2008-09, and marked the first 20-win DI season since 1963-64 when Seattle U finished 22-6. The 16 home victories was also a modern-day DI record, while the eight WAC wins was the most since joining the league in 2012-13.

"I believe in the vision that the Seattle University leadership has for our men's basketball program,"

Hayford said. "And I am grateful for their belief in the leadership of my staff and I as we continue to pursue the lofty goals we share for Seattle U basketball."

ALUM RETURNS TO COACHING STAFF

Sam Kirby has returned to his alma mater, joining the Redhawks' coaching staff as an assistant coach. Kirby was a member of the Seattle U squad for the 2005-06 and 2006-07 seasons, the latter year resulting in a 20-9 overall record, a Great Northwest Athletic Conference title and the program's first NCAA Division II Tournament berth in 38 years.

"Having an alum of Seattle U on our staff is a tremendous asset and we're happy to welcome Sam back to campus," said Hayford. "Sam is recognized as one of the up-and-coming assistant coaches on the West Coast and we're excited that he chose to return to Seattle U."

Kirby returns to the Redhawk program following seven seasons of serving as an assistant coach at Cal Poly under Joe Callero, who also served as the head coach at Seattle U from 2001-09. Kirby was involved in floor coaching, game planning and scouting, while also serving as the program's recruiting coordinator during his final three years.

A Sacramento native, Kirby served as a student assistant coach at Seattle U during the 2007-08 campaign while completing a bachelor's degree in liberal studies with a minor in psychology.



Jim Hayford was named Seattle University's men's basketball head coach on Wednesday, Mar. 28, 2017. In his first season at Seattle U, he led the Redhawks to their most successful season in the school's modern-day Division I era.

Inheriting a program that went 13-17 in 2016-17, Hayford led the 2017-18 Redhawks to finish 20-14 overall, 16-3 on their home court and 8-6 in Western Athletic Conference play. The win total marked a program high since returning to Division I in 2008-09, and marked the first 20-win DI season since 1963-64 when Seattle U finished 22-6. The 16 home victories was also a modern-day DI record, while the eight WAC wins was the most since joining the league in 2012-13. The fourth-place finish ties the best finish during the Redhawks six years com-

peting in the WAC. The season culminated in Hayford's 10th national postseason appearance as a head coach as the Redhawks earned a berth in the Collegiate Basketball Invitational (CBI).

Hayford's up-tempo style of play saw the Redhawks set numerous modern-day DI program records including total points (2,589), field goals (881), field goal percentage (44.6), three-point field goals (312), free-throw percentage (73.8), rebounds (1,298) and blocks (123). Three Redhawks earned postseason honors from the WAC, including junior center Aaron Menzies (Second Team All-WAC, All-Defensive Team), sophomore guard Matej Kavaz (Second Team All-WAC) and graduate guard Jordan Hill (All-Newcomer Team). Menzies would set an all-time program record with 79 blocks and a modern-day DI record with 302 rebounds.

Hayford has 19 total seasons as a head coach, amassing an overall record of 380-189 (.668). Prior to Seattle U, he had stints at EWU, Whitworth (NCAA DIII) and Sioux Falls (NAIA). He has coached in 10 national postseason tournaments, including six (2003, 2007, 2008, 2009, 2010, 2011) at NCAA Division III Whitworth, three at EWU (2015, 2016, 2017) and one at Seattle U (2018).

In 2016-17, Hayford completed his sixth season as the head coach at EWU, leading the Eagles to a 22-12 overall record and a 13-5 mark in Big Sky Conference play. In six seasons with Hayford at the helm, the Eagles went to the NCAA Tournament (2015), the CBI Tournament (2016, 2017), earned a Big Sky regular season co-championship (2015) and won the Big Sky Tournament title (2015). Under Hayford, the Eagles had one Big Sky Conference Player of the Year (Jacob Wiles, 2017), two Big Sky Freshmen of the Year, 12 All-Big Sky selections, seven National Association of Basketball (NABC) All-District selections, two Associated Press honorable mention All-Americans and one NBA Draft pick (Tyler Harvey, 2015).

The building process at EWU hit its stride in 2014-15 when Hayford led the Eagles to a 26-9 mark, including a 14-4 Big Sky record. EWU went on to win the Big Sky Conference Tournament and earn a bid to the NCAA Tournament – the first postseason appearance for the program since 2003-04. The team featured Tyler Harvey, who was the nation's leader in scoring (23.1 ppg) and three-pointers made per game (4.0), and went on to be the program's third all-time NBA Draft pick. For his efforts, Hayford was named Big Sky Co-Coach of the Year.

Before taking over at Eastern Washington in March of 2011, Hayford spent 10 seasons building Whitworth University in Spokane, Wash., into a NCAA Division III powerhouse. In his tenure at the helm of the Pirates, Hayford had a record of 217-57 and a winning percentage of .792. He was the Northwest Conference Coach of the Year five times, and twice was honored by the NABC as the West Region Coach of the Year.

Taking over a program that went 25-24 in the two seasons prior (1999-01), Hayford coached the Pirates to eight 20-win seasons, six appearances in the NCAA Division III Tournament (including the last five seasons in a row), five Northwest Conference titles, three NCAA DIII Sweet 16 appearances (2008, 2010, 2011) and one Elite Eight appearance (2011). At the time he left Whitworth, his career winning percentage ranked among the top 10 among all active NCAA Division III coaches.

Prior to Whitworth, Hayford was head coach at the University of Sioux Falls (S.D.), where he compiled a 37-27 record in two seasons. During his inaugural season (1999-2000), he led the Cougars to their first conference playoff appearance in five years. Hayford's Cougars finished the 2000-01 season at 22-12, setting a school record for wins in a season. Prior to Hayford's arrival, USF was 9-17 in 1998-99.

Hayford served as the top assistant coach at Azusa Pacific University (Calif.) from 1990-99, including eight seasons under Bill Odell. APU won seven consecutive Golden State Athletic Conference titles during that time and advanced to the NAIA Division I Final Four in each of his final two seasons there.

Hayford earned his bachelor's degree in social science from Azusa Pacific in 1989. He earned a master's degree in education from Claremont Graduate School in 1991. Hayford and his wife, Robin, have two adult children, daughter, Jayme, and son, Joseph.

COACH HAYFORD'S YEAR-BY-YEAR RESULTS

YEAR	SCHOOL	OVERALL	PCT	CONFERENCE
1999-00	Sioux Falls	15-15	.500	
2000-01	Sioux Falls	22-12	.647	
Totals at Sioux Falls	(2 seasons)	37-27	.578	
2001-02	Whitworth	20-7	.741	12-4/2nd
2002-03 \$	Whitworth	23-4	.851	13-3/1st
2003-04	Whitworth	19-6	.760	12-4/2nd
2004-05	Whitworth	13-11	.542	9-7/4th
2005-06	Whitworth	20-7	.741	13-3/2nd
2006-07 \$	Whitworth	24-4	.857	13-3/1st
2007-08 \$	Whitworth	21-7	.750	12-4/1st
2008-09 \$	Whitworth	23-6	.793	12-4/2nd
2009-10 \$	Whitworth	26-3	.897	16-0/1st
2010-11 \$	Whitworth	28-2	.933	15-1/1st
Totals at Whitworth	(10 seasons)	217-57	.792	
2011-12	Eastern Washington	15-17	.469	8-8/4th
2012-13	Eastern Washington	10-21	.323	7-13/8th
2013-14	Eastern Washington	15-16	.484	10-10/T6th
2014-15 #	Eastern Washington	26-9	.743	14-4/T1st
2015-16 !	Eastern Washington	18-16	.529	10-8/T5th
2016-17 !	Eastern Washington	22-12	.647	13-5/2nd
Totals at EWU	(6 seasons)	106-91	.538	
2017-18 !	Seattle University	20-14	.588	8-6/4th
Totals at SU	(1 season)	20-14	.588	
Total as Head Coach	(19 seasons)	380-189	.668	

\$ - NCAA Division III participant

- NCAA DI Tournament participant, Big Sky Conference Tournament Champions & regular-season co-champions

! - College Basketball Invitational (CBI) Tournament participant



THE LAST TIME SEATTLE UNIVERSITY...

Won at home.....	2/23/19 vs. Chicago State, 77-57
Lost at home.....	2/26/19 vs. Utah Valley, 68-77
Won on the road.....	2/28/19 at California Baptist, 67-65
Lost on the road.....	2/16/19 at New Mexico State, 53-59
Won at a neutral site.....	3/8/18 vs. UTRGV (77-60 (Las Vegas)
Lost at a neutral site.....	3/9/18 vs. New Mexico State, 79-84 (Las Vegas)
Won five+ consecutive games.....	six in 2018 (11/23/18-12/6/18)
Won 10+ consecutive games.....	10 in 2008-09 (1/13/09 - 2/27/09)
Won 20+ consecutive games.....	26 in 1953-54
Lost five+ consecutive games.....	5 in 2018-19 (1/3/19 - 1/19/19)
Scored less than 50 points.....	2/14/19 at UTRGV, 44-59
Scored 80-89 points.....	12/29/18 at California, 82-73
Scored 90-99 points.....	12/6/18 vs. Omaha, 90-71
Scored 100+ points.....	12/20/18 vs. Prairie View A&M, 102-64
Won an overtime game.....	2/17/18 vs. New Mexico State, 73-68
Lost an overtime game.....	3/3/18 vs. Central Arkansas, 92-90 (ot)
Defeated a nationally-ranked team.....	1/12/74 vs. #16 UNLV, 82-64
Lost to a nationally-ranked team.....	12/21/11 vs. #24 Virginia, 83-77
Hosted a nationally-ranked team.....	12/21/11 vs. #24 Virginia (L, 77-83)
Shot under 30% FG.....	11/16/16 at Notre Dame, 29.1% (16-55)
Shot 30-39.9% FG.....	2/26/19 vs. Utah Valley, 38.5% (25-65)
Shot 40-49.9% FG.....	2/28/19 at California Baptist, 44.8% (27-61)
Shot 50-59.9% FG.....	12/20/18 vs. Prairie View A&M, 58.1% (36-62)
Shot 60+% FG.....	2/15/18 vs. UTRGV, 60.8% (31-52)
Had 50+ rebounds.....	11/12/17 vs. Puget Sound, 61
Made 10+ 3-Pointers.....	1/24/19 at Chicago State, 12

THE LAST TIME A SEATTLE U PLAYER...

Scored 25-29 points.....	2/16/19, Terrell Brown at New Mexico State, 25
Scored 30-39 points.....	12/4/17, Aaron Menzies vs. Pacific Lutheran, 32
Scored 40-59 points.....	11/28/09, Charles Garcia vs. Wofford, 41
Scored 60+ points.....	1/30/58, Elgin Baylor vs. Portland, 60
Made 10+ field goals.....	12/29/18, Myles Carter at California, 11
Made 5+ 3-pointers.....	12/6/18, Matej Kavvas vs. Omaha, 6
Had 10-15 rebounds.....	2/21/19, Mattia Da Campo vs. Kansas City, 10
Had 16-19 rebounds.....	1/6/18, Aaron Menzies vs. Chicago State, 19
Had 20+ rebounds.....	2/15/97, Roger Hammond at Northwest College, 24
Had a double-double.....	2/28/19, Mattia Da Campo at California Baptist (11p, 14r)
Led team in pts. & rbs.....	1/19/19, Myles Carter vs. UTRGV (28p, 15r)
Shot 100% FG (min. 5).....	12/19/16, Morgan Means vs. Southern Utah (5-5)
Shot 100% FT (min. 10).....	12/29/18, Morgan Means at California (16-16)
Had 10+ assists.....	11/23/18, Terrell Brown vs. Denver, 10
Had 5+ steals.....	12/1/18, Morgan Means vs. EWU, 5
Had 5+ blocks.....	11/28/18, Myles Carter vs. Northwest, 7

STATISTICAL NOTEABLES

20-plus Points

28.....	Myles Carter vs. UTRGV, 1/19/19
26.....	Morgan Means vs. Denver, 11/23/18
26.....	Terrell Brown vs. Northwest, 11/28/18
26.....	Matej Kavvas vs. Omaha, 12/6/18
26.....	Delante Jones vs. Omaha, 12/6/18
26.....	Myles Carter at California, 12/29/18
25.....	Myles Carter vs. Bryant, 11/11/18
25.....	Terrell Brown at New Mexico State, 2/16/19
24.....	Morgan Means at California, 12/29/18
24.....	Terrell Brown vs. California Baptist, 2/2/19
23.....	Myles Carter vs. Puget Sound, 11/8/18
23.....	Morgan Means vs. Northwest, 11/28/18
23.....	Myles Carter vs. EWU, 12/1/18
22.....	Matej Kavvas vs. Longwood, 11/25/18
22.....	Myles Carter vs. Prairie View A&M, 12/20/18
22.....	Morgan Means vs. Prairie View A&M, 12/20/18
22.....	Terrell Brown at Kansas City, 1/26/19
21.....	Morgan Means at California Baptist, 2/28/19
21.....	Morgan Means vs. Bryant, 11/11/18
21.....	Terrell Brown vs. Washington State, 11/14/18
21.....	Morgan Means at Washington, 12/9/18
21.....	Terrell Brown vs. Kansas City, 2/21/19
20.....	Matej Kavvas vs. Fairfield, 11/24/18
20.....	Morgan Means at Utah Valley, 1/12/19
20.....	Terrell Brown at Chicago State, 2/23/19

5-plus Assists

10.....	Terrell Brown vs. Denver, 11/23/18
9.....	Terrell Brown vs. Southern Utah, 11/18/18
9.....	Terrell Brown vs. EWU, 12/1/18
9.....	Terrell Brown at Washington, 12/9/18
8.....	Terrell Brown vs. Utah Valley, 2/26/19
7.....	Morgan Means vs. Puget Sound, 11/8/18
7.....	Morgan Means vs. EWU, 12/1/18
7.....	Terrell Brown at UTRGV, 2/14/19
6.....	Terrell Brown vs. Northwest, 11/28/18
5.....	Terrell Brown vs. Fairfield, 11/24/18
5.....	Terrell Brown vs. Longwood, 11/25/18
5.....	Morgan Means vs. Northwest, 11/28/18
5.....	Morgan Means vs. Omaha, 12/6/18
5.....	Terrell Brown vs. Omaha, 12/6/18
5.....	Terrell Brown vs. Prairie View A&M, 12/20/18
5.....	Terrell Brown at CSU Bakersfield, 1/3/19
5.....	Morgan Means at Chicago State, 1/24/19
5.....	Morgan Means vs. Chicago State, 2/23/19
5.....	Terrell Brown at California Baptist, 2/28/19

5-plus Steals

5.....	Morgan Means vs. EWU, 12/1/18
--------	-------------------------------

5-plus Blocks

7.....	Myles Carter vs. Northwest, 11/28/18
--------	--------------------------------------

DOUBLE-DOUBLES


Myles Carter (23p, 12r).....	vs. Puget Sound, 11/8/18
Myles Carter (25p, 11r).....	vs. Bryant, 11/11/18
Terrell Brown (11p, 10a).....	vs. Denver, 11/23/18
Myles Carter (14p, 12r).....	vs. Longwood, 11/25/18
Matej Kavvas (22p, 13r).....	vs. Longwood, 11/25/18
Terrell Brown (26p, 14r).....	vs. Northwest, 11/28/18
Myles Carter (12p, 14r).....	vs. Northwest, 11/28/18
Terrell Brown (18p, 10r).....	vs. Omaha, 12/6/18
Myles Carter (11p, 12r).....	at Portland, 12/17/18
Terrell Brown (17p, 11r).....	at Portland, 12/17/18
Myles Carter (26p, 13r).....	at California, 12/29/18
Terrell Brown (18p, 10r).....	at CSU Bakersfield, 1/3/19
Myles Carter (16p, 10r).....	at Utah Valley, 1/12/19
Myles Carter (28p, 15r).....	vs. UTRGV, 1/19/19
Myles Carter (11p, 10r).....	at Chicago State, 1/24/19
Mattia Da Campo (13p, 13r).....	vs. California Baptist, 2/2/19
Myles Carter (12p, 13r).....	vs. Utah Valley, 2/26/19
Mattia Da Campo (11p, 14r).....	at California Baptist, 2/28/19




SPEED CHART



MYLES CARTER
6-9 • 230 • F • R-JR



IAN BURKE
6-5 • 180 • G • FR



MATEJ KAVAS
6-8 • 200 • G • R-JR



AARON NETTLES
5-11 • 175 • G • SO




RIP ECONOMOU
6-8 • 180 • G • FR



MATTIA DA CAMPO
6-5 • 210 • G • JR



MORGAN MEANS
6-3 • 175 • G • JR



MATT VAIL
6-5 • 190 • F • FR



TREY HOPKINS
6-4 • 163 • G • FR



TERRELL BROWN
6-1 • 175 • G • R-SO



DELANTE JONES
6-5 • 195 • G • R-JR



ANAND HUNDAL
6-10 • 230 • F • JR




RILEY GRIGSBY
6-6 • 220 • G/F • FR




JOE WALL
6-7 • 215 • F • FR



JIM HAYFORD
HEAD COACH



CHRIS VICTOR
ASSOCIATE HEAD COACH



NICK ROBINSON
ASSISTANT COACH



SAM KIRBY
ASSISTANT COACH



MIKE ODLAND
DIRECTOR OF OPS



PATRICK MULLIGAN
DIRECTOR OF PLAYER DEV



Seattle University Basketball
Seattle U Combined Team Statistics (as of Mar 01, 2019)
All games

RECORD:	OVERALL	HOME	AWAY	NEUTRAL
ALL GAMES	16-13	12-5	4-8	0-0
CONFERENCE	4-10	2-4	2-6	0-0
NON-CONFERENCE	12-3	10-1	2-2	0-0

#	Player	gp-gs	min	avg	Total		3-Point		F-Throw		Rebounds										pts	avg
					fg-fga	fg%	3fg-fga	3fg%	ft-fga	ft%	off	def	tot	avg	pf	dq	a	to	blk	stl		
01	Carter, Myles	29-29	867	29.9	152-308	.494	6-10	.600	88-142	.620	72	165	237	8.2	103	7	14	69	55	4	398	13.7
13	Means, Morgan	29-29	1008	34.8	126-315	.400	54-143	.378	91-108	.843	22	109	131	4.5	102	10	92	74	1	36	397	13.7
23	Brown, Terrell	29-24	944	32.6	147-318	.462	12-34	.353	84-123	.683	40	152	192	6.6	81	3	135	71	7	33	390	13.4
24	Jones, Delante	23-20	643	28.0	96-238	.403	35-98	.357	46-58	.793	19	50	69	3.0	45	0	27	49	6	9	273	11.9
05	Kavas, Matej	20-15	525	26.3	78-169	.462	42-90	.467	37-46	.804	11	93	104	5.2	31	0	14	20	1	6	235	11.8
35	Grigsby, Riley	26-7	409	15.7	33-73	.452	4-20	.200	25-35	.714	16	50	66	2.5	69	2	15	11	17	6	95	3.7
10	Nettles, Aaron	26-3	360	13.8	29-62	.468	22-50	.440	10-14	.714	1	14	15	0.6	39	0	11	13	0	16	90	3.5
12	Da Campo, Mattia	27-11	430	15.9	29-57	.509	7-15	.467	22-35	.629	52	51	103	3.8	35	2	17	24	0	5	87	3.2
00	McDowell, Dashawn	3-0	34	11.3	4-10	.400	0-0	.000	0-2	.000	2	4	6	2.0	4	0	2	2	0	1	8	2.7
25	Hundal, Anand	21-5	182	8.7	20-43	.465	9-28	.321	3-6	.500	14	29	43	2.0	25	0	6	6	14	4	52	2.5
15	Hopkins, Trey	18-2	136	7.6	17-40	.425	3-16	.188	3-5	.600	11	10	21	1.2	14	0	4	7	0	2	40	2.2
02	Burke, Ian	19-0	170	8.9	9-23	.391	8-19	.421	6-10	.600	3	18	21	1.1	15	0	9	9	0	4	32	1.7
11	Economou, Rip	15-0	64	4.3	7-27	.259	6-24	.250	3-5	.600	4	2	6	0.4	15	0	0	2	1	0	23	1.5
41	Wall, Joe	11-0	13	1.2	4-9	.444	3-8	.375	0-0	.000	1	1	2	0.2	5	0	0	0	0	0	11	1.0
14	Vail, Matt	9-0	13	1.4	0-0	.000	0-0	.000	0-0	.000	0	1	1	0.1	1	0	1	0	1	0	0	0.0
Team											25	18	43					8				
Total.....		29	5798		751-1692	.444	211-555	.380	418-589	.710	293	767	1060	36.6	584	24	347	365	103	126	2131	73.5
Opponents.....		29	5799		670-1651	.406	183-545	.336	470-649	.724	269	684	953	32.9	580	-	274	333	85	174	1993	68.7

TEAM STATISTICS	SU	OPP	Date	Opponent	Score	Att.
SCORING	2131	1993	11/06/18	at Stanford	L 74-96	3365
Points per game	73.5	68.7	11/08/18	PUGET SOUND	w 95-67	999
Scoring margin	+4.8	-	11/11/18	BRYANT	w 82-59	1236
FIELD GOALS-ATT	751-1692	670-1651	11/14/18	WASHINGTON ST.	w 78-69	1977
Field goal pct	.444	.406	11/18/18	SOUTHERN UTAH	L 70-73	999
3 POINT FG-ATT	211-555	183-545	@ 11/23/18	DENVER	w 82-63	883
3-point FG pct	.380	.336	@ 11/24/18	FAIRFIELD	w 83-80	809
3-pt FG made per game	7.3	6.3	@ 11/25/18	LONGWOOD	w 70-50	753
FREE THROWS-ATT	418-589	470-649	@ 11/28/18	NORTHWEST (WA)	w 107-72	824
Free throw pct	.710	.724	12/01/18	EASTERN WASH.	w 88-68	999
F-Throws made per game	14.4	16.2	12/06/18	OMAHA	w 90-71	873
REBOUNDS	1060	953	12/09/18	at Washington	L 62-70	6688
Rebounds per game	36.6	32.9	12/17/18	at Portland	w 67-56	1553
Rebounding margin	+3.7	-	12/20/18	PRAIRIE VIEW	w 102-64	965
ASSISTS	347	274	12/29/18	at California	w 82-73	4104
Assists per game	12.0	9.4	* 01/03/19	at CSU Bakersfield	L 71-83	2398
TURNOVERS	365	333	* 01/05/19	at Grand Canyon	L 57-71	7293
Turnovers per game	12.6	11.5	* 01/12/19	at Utah Valley	L 78-88	3258
Turnover margin	-1.1	-	* 01/17/19	NEW MEXICO ST.	L 60-87	999
Assist/turnover ratio	1.0	0.8	* 01/19/19	UTRGV	L 62-67	999
STEALS	126	174	* 01/24/19	at Chicago State	w 75-47	0
Steals per game	4.3	6.0	* 01/26/19	at UMKC	L 54-63	1220
BLOCKS	103	85	* 02/02/19	CALIFORNIA BAPTIST	L 64-75	999
Blocks per game	3.6	2.9	* 02/14/19	at UTRGV	L 44-59	1103
ATTENDANCE	17241	45425	* 02/16/19	at New Mexico St.	L 53-59	11889
Home games-Avg/Game	17-1014	12-3785	* 02/21/19	UMKC	w 69-64	972
Neutral site-Avg/Game	-	0-0	* 02/23/19	CHICAGO STATE	w 77-57	999
			* 02/26/19	UTAH VALLEY	L 68-77	956
			* 02/28/19	at California Baptist	w 67-65	2554
Score by Periods	1st	2nd	Totals			
Seattle U	1009	1122	2131			
Opponents	874	1119	1993			

@ - Elgin Baylor Classic (Seattle, WA)

* = WAC game



Seattle University Basketball
Seattle U Combined Team Statistics (as of Mar 01, 2019)
WAC games only

RECORD:	OVERALL	HOME	AWAY	NEUTRAL
ALL GAMES	4-10	2-4	2-6	0-0
CONFERENCE	4-10	2-4	2-6	0-0
NON-CONFERENCE	0-0	0-0	0-0	0-0

##	Player	gp-gs	min	avg	Total		3-Point		F-Throw		Rebounds								a	to	blk	stl	pts	avg
					fg-fga	fg%	3fg-fga	3fg%	ft-fa	ft%	off	def	tot	avg	pf	dq								
23	Brown, Terrell	14-13	492	35.1	87-193	.451	11-27	.407	43-61	.705	16	72	88	6.3	39	1	55	44	3	16	228	16.3		
01	Carter, Myles	14-14	451	32.2	60-156	.385	5-8	.625	45-62	.726	32	77	109	7.8	46	4	4	32	18	0	170	12.1		
24	Jones, Delante	9-6	216	24.0	34-86	.395	14-36	.389	23-28	.821	6	14	20	2.2	19	0	6	20	1	4	105	11.7		
13	Means, Morgan	14-14	482	34.4	49-144	.340	20-66	.303	25-32	.781	10	48	58	4.1	52	7	38	39	1	13	143	10.2		
12	Da Campo, Mattia	14-10	359	25.6	26-49	.531	6-14	.429	19-31	.613	47	45	92	6.6	30	1	14	21	0	3	77	5.5		
05	Kavas, Matej	6-1	63	10.5	10-18	.556	6-8	.750	1-2	.500	0	11	11	1.8	3	0	0	1	0	1	27	4.5		
35	Grigsby, Riley	11-4	212	19.3	13-34	.382	4-13	.308	11-15	.733	6	25	31	2.8	30	2	10	6	4	4	41	3.7		
25	Hundal, Anand	11-5	132	12.0	11-28	.393	6-21	.286	3-5	.600	6	20	26	2.4	14	0	6	5	11	3	31	2.8		
15	Hopkins, Trey	6-2	67	11.2	6-16	.375	1-6	.167	2-2	1.000	6	3	9	1.5	8	0	3	3	0	1	15	2.5		
02	Burke, Ian	12-0	142	11.8	9-20	.450	8-17	.471	1-2	.500	1	13	14	1.2	12	0	9	7	0	2	27	2.3		
10	Nettles, Aaron	11-1	147	13.4	7-23	.304	5-18	.278	2-2	1.000	1	2	3	0.3	14	0	4	3	0	4	21	1.9		
41	Wall, Joe	5-0	3	0.6	2-4	.500	2-4	.500	0-0	.000	0	1	1	0.2	4	0	0	0	0	0	6	1.2		
11	Economou, Rip	8-0	32	4.0	2-11	.182	2-11	.182	2-3	.667	1	0	1	0.1	9	0	0	1	1	0	8	1.0		
14	Vail, Matt	2-0	2	1.0	0-0	.000	0-0	.000	0-0	.000	0	0	0	0.0	0	0	0	0	0	0	0	0.0		
Team											14	7	21				4							
Total.....		14	2800		316-782	.404	90-249	.361	177-245	.722	146	338	484	34.6	280	15	149	186	39	51	899	64.2		
Opponents.....		14	2800		326-762	.428	83-241	.344	227-314	.723	128	332	460	32.9	260	-	146	145	38	98	962	68.7		

TEAM STATISTICS	SU	OPP	Date	Opponent	Score	Att.
SCORING	899	962	* 01/03/19	at CSU Bakersfield	L 71-83	2398
Points per game	64.2	68.7	* 01/05/19	at Grand Canyon	L 57-71	7293
Scoring margin	-4.5	-	* 01/12/19	at Utah Valley	L 78-88	3258
FIELD GOALS-ATT	316-782	326-762	* 01/17/19	NEW MEXICO ST.	L 60-87	999
Field goal pct	.404	.428	* 01/19/19	UTRGV	L 62-67	999
3 POINT FG-ATT	90-249	83-241	* 01/24/19	at Chicago State	W 75-47	0
3-point FG pct	.361	.344	* 01/26/19	at UMKC	L 54-63	1220
3-pt FG made per game	6.4	5.9	* 02/02/19	CALIFORNIA BAPTIST	L 64-75	999
FREE THROWS-ATT	177-245	227-314	* 02/14/19	at UTRGV	L 44-59	1103
Free throw pct	.722	.723	* 02/16/19	at New Mexico St.	L 53-59	11889
F-Throws made per game	12.6	16.2	* 02/21/19	UMKC	W 69-64	972
REBOUNDS	484	460	* 02/23/19	CHICAGO STATE	W 77-57	999
Rebounds per game	34.6	32.9	* 02/26/19	UTAH VALLEY	L 68-77	956
Rebounding margin	+1.7	-	* 02/28/19	at California Baptist	W 67-65	2554
ASSISTS	149	146				
Assists per game	10.6	10.4				
TURNOVERS	186	145				
Turnovers per game	13.3	10.4				
Turnover margin	-2.9	-				
Assist/turnover ratio	0.8	1.0				
STEALS	51	98				
Steals per game	3.6	7.0				
BLOCKS	39	38				
Blocks per game	2.8	2.7				
ATTENDANCE	5924	29715				
Home games-Avg/Game	6-987	8-3714				
Neutral site-Avg/Game	-	0-0				

@ - Elgin Baylor Classic (Seattle, WA)
 * = WAC game

Score by Periods	1st	2nd	Totals
Seattle U	426	473	899
Opponents	430	532	962



Seattle University Basketball
Seattle U Season Schedule/Results & Leaders (as of Mar 01, 2019)
All games

RECORD:	OVERALL	HOME	AWAY	NEUTRAL
ALL GAMES	16-13	12-5	4-8	0-0
CONFERENCE	4-10	2-4	2-6	0-0
NON-CONFERENCE	12-3	10-1	2-2	0-0

Date	Opponent	Score	Att.	High Points	High Rebounds
11/06/18	at Stanford	74-96 L	3365	(16)Brown, Terrell	(6)Brown, Terrell
11/08/18	PUGET SOUND	w 95-67	999	(23)Carter, Myles	(12)Carter, Myles
11/11/18	BRYANT	w 82-59	1236	(25)Carter, Myles	(11)Carter, Myles
11/14/18	WASHINGTON ST.	w 78-69	1977	(21)Brown, Terrell	(8)Brown, Terrell
11/18/18	SOUTHERN UTAH	70-73 L	999	(16)Jones, Delante	(8)Carter, Myles
					(7)Brown, Terrell
					(7)Carter, Myles
					(7)Means, Morgan
11/23/18	@DENVER	w 82-63	883	(26)Means, Morgan	(11)Brown, Terrell
11/24/18	@FAIRFIELD	w 83-80	809	(20)Kavas, Matej	(9)Kavas, Matej
					(9)Means, Morgan
11/25/18	@LONGWOOD	w 70-50	753	(22)Kavas, Matej	(13)Kavas, Matej
11/28/18	@NORTHWEST (WA)	w 107-72	824	(26)Brown, Terrell	(14)Brown, Terrell
					(14)Carter, Myles
12/01/18	EASTERN WASH.	w 88-68	999	(23)Carter, Myles	(8)Carter, Myles
12/06/18	OMAHA	w 90-71	873	(26)Jones, Delante	(11)Brown, Terrell
				(26)Kavas, Matej	
12/09/18	at Washington	62-70 L	6688	(21)Means, Morgan	(7)Carter, Myles
					(7)Kavas, Matej
12/17/18	at Portland	w 67-56	1553	(17)Brown, Terrell	(12)Carter, Myles
12/20/18	PRAIRIE VIEW	w 102-64	965	(22)Carter, Myles	(9)Kavas, Matej
				(22)Means, Morgan	(9)Carter, Myles
12/29/18	at California	w 82-73	4104	(26)Carter, Myles	(13)Carter, Myles
01/03/19	*at CSU Bakersfield	71-83 L	2398	(18)Jones, Delante	(10)Brown, Terrell
				(18)Brown, Terrell	
01/05/19	*at Grand Canyon	57-71 L	7293	(16)Kavas, Matej	(7)Kavas, Matej
01/12/19	*at Utah Valley	78-88 L	3258	(20)Means, Morgan	(10)Carter, Myles
01/17/19	*NEW MEXICO ST.	60-87 L	999	(18)Jones, Delante	(6)Brown, Terrell
01/19/19	*UTRGV	62-67 L	999	(28)Carter, Myles	(15)Carter, Myles
01/24/19	*at Chicago State	w 75-47		(17)Hundal, Anand	(10)Carter, Myles
01/26/19	*at UMKC	54-63 L	1220	(22)Brown, Terrell	(8)Carter, Myles
02/02/19	*CALIFORNIA BAPTIST	64-75 L	999	(24)Brown, Terrell	(13)Da Campo, Mattia
02/14/19	*at UTRGV	44-59 L	1103	(16)Carter, Myles	(11)Brown, Terrell
02/16/19	*at New Mexico St.	53-59 L	11889	(25)Brown, Terrell	(6)Da Campo, Mattia
					(6)Means, Morgan
02/21/19	*UMKC	w 69-64	972	(21)Brown, Terrell	(10)Da Campo, Mattia
02/23/19	*CHICAGO STATE	w 77-57	999	(20)Brown, Terrell	(11)Carter, Myles
02/26/19	*UTAH VALLEY	68-77 L	956	(16)Jones, Delante	(13)Carter, Myles
02/28/19	*at California Baptist	w 67-65	2554	(21)Means, Morgan	(14)Da Campo, Mattia

@ - Elgin Baylor Classic (Seattle, WA)

* = WAC game

Attendance Summary	Games	Attend	Avg/Game
Home	17	17241	1014
Away	12	45425	3785
Neutral	0	0	0
Total	29	62666	2161



Seattle University Basketball
Seattle U Team Game-by-Game (as of Mar 01, 2019)
All games

TEAM STATISTICS

Opponent	Date	Score		Total		3-Pointers		Free throws		Rebounds				pf	a	t/o	blk	stl	pts	avg
				fg-fga	pct	3fg-fga	pct	ft-fa	pct	off	def	tot	avg							
at Stanford	11/06/18	74-96	L	28-64	.438	6-18	.333	12-21	.571	12	18	30	30.0	25	7	11	1	2	74	74.0
PUGET SOUND	11/08/18	95-67	W	35-63	.556	7-17	.412	18-29	.621	12	27	39	34.5	22	16	17	4	6	95	84.5
BRYANT	11/11/18	82-59	W	30-65	.462	7-22	.318	15-23	.652	13	28	41	36.7	23	10	13	3	8	82	83.7
WASHINGTON ST.	11/14/18	78-69	W	28-55	.509	5-19	.263	17-23	.739	8	32	40	37.5	22	11	17	7	6	78	82.2
SOUTHERN UTAH	11/18/18	70-73	L	28-69	.406	11-26	.423	3-8	.375	10	28	38	37.6	22	15	11	5	6	70	79.8
DENVER	11/23/18	82-63	W	29-63	.460	12-27	.444	12-18	.667	8	31	39	37.8	15	15	7	4	3	82	80.2
FAIRFIELD	11/24/18	83-80	W	24-45	.533	6-10	.600	29-43	.674	7	35	42	38.4	21	13	16	4	1	83	80.6
LONGWOOD	11/25/18	70-50	W	23-59	.390	11-31	.355	13-18	.722	10	30	40	38.6	19	17	10	5	6	70	79.2
NORTHWEST (WA)	11/28/18	107-72	W	40-75	.533	10-24	.417	17-20	.850	12	34	46	39.4	12	14	9	10	6	107	82.3
EASTERN WASH.	12/01/18	88-68	W	35-67	.522	9-22	.409	9-17	.529	6	28	34	38.9	16	19	5	2	10	88	82.9
OMAHA	12/06/18	90-71	W	31-57	.544	11-25	.440	17-23	.739	5	31	36	38.6	18	14	12	9	1	90	83.5
at Washington	12/09/18	62-70	L	21-60	.350	6-16	.375	14-19	.737	10	19	29	37.8	17	16	11	2	7	62	81.8
at Portland	12/17/18	67-56	W	22-51	.431	5-14	.357	18-27	.667	10	33	43	38.2	19	4	16	4	3	67	80.6
PRAIRIE VIEW	12/20/18	102-64	W	36-62	.581	13-27	.481	17-19	.895	10	31	41	38.4	25	19	13	3	4	102	82.1
at California	12/29/18	82-73	W	25-55	.455	2-8	.250	30-36	.833	14	24	38	38.4	28	8	11	1	6	82	82.1
at CSU Bakersfield	01/03/19	71-83	L	20-51	.392	8-20	.400	23-27	.852	10	20	30	37.9	18	10	14	2	3	71	81.4
at Grand Canyon	01/05/19	57-71	L	19-56	.339	5-10	.500	14-20	.700	7	24	31	37.5	18	6	11	1	5	57	80.0
at Utah Valley	01/12/19	78-88	L	23-59	.390	8-19	.421	24-30	.800	17	16	33	37.2	30	12	17	3	8	78	79.9
NEW MEXICO ST.	01/17/19	60-87	L	25-61	.410	3-17	.176	7-14	.500	9	19	28	36.7	22	10	10	2	6	60	78.8
UTRGV	01/19/19	62-67	L	20-52	.385	2-10	.200	20-25	.800	9	24	33	36.5	20	10	14	4	6	62	78.0
at Chicago State	01/24/19	75-47	W	29-61	.475	12-22	.545	5-8	.625	14	33	47	37.0	16	16	14	4	4	75	77.9
at UMKC	01/26/19	54-63	L	21-50	.420	5-14	.357	7-14	.500	7	27	34	36.9	20	7	14	5	3	54	76.8
CALIFORNIA BAPTIST	02/02/19	64-75	L	23-55	.418	8-17	.471	10-16	.625	10	23	33	36.7	15	11	10	5	1	64	76.2
at UTRGV	02/14/19	44-59	L	14-39	.359	4-18	.222	12-18	.667	8	28	36	36.7	18	11	25	2	1	44	74.9
at New Mexico St.	02/16/19	53-59	L	18-52	.346	6-20	.300	11-16	.688	7	20	27	36.3	28	6	14	1	3	53	74.0
UMKC	02/21/19	69-64	W	24-56	.429	5-11	.455	16-20	.800	11	26	37	36.3	18	10	10	3	5	69	73.8
CHICAGO STATE	02/23/19	77-57	W	28-64	.438	8-23	.348	13-16	.813	15	25	40	36.5	13	14	10	1	2	77	73.9
UTAH VALLEY	02/26/19	68-77	L	25-65	.385	8-26	.308	10-14	.714	10	25	35	36.4	24	16	10	3	1	68	73.7
at California Baptist	02/28/19	67-65	W	27-61	.443	8-22	.364	5-7	.714	12	28	40	36.6	20	10	13	3	3	67	73.5
Seattle U		2131		751-1692	.444	211-555	.380	418-589	.710	293	767	1060	36.6	584	347	365	103	126	2131	73.5
Opponents		1993		670-1651	.406	183-545	.336	470-649	.724	269	684	953	32.9	580	274	333	85	174	1993	68.7

Games played: 29
Points/game: 73.5
FG Pct: 44.4
3FG Pct: 38.0
FT Pct: 71.0

Rebounds/game: 36.6
Assists/game: 12.0
Turnovers/game: 12.6
Assist/turnover ratio: 1.0
Steals/game: 4.3
Blocks/game: 3.6



Seattle University Basketball
Seattle U Points-Rebounds-Assists (as of Mar 01, 2019)
All games

Opponent	Date	Score	01 CARTER,MYL	02 BURKE,IAN	05 KAVAS,MATE	10 NETTLES,AA	11 ECONOMOU,R	12 DA CAMPO,M	13 MEANS,MORG
at Stanford	11/06/18	74-96 L	6-3-0	1-1-0	13-4-0	0-0-0	2-0-0	1-3-1	11-1-2
PUGET SOUND	11/08/18	95-67 W	23-12-1	0-1-0	13-6-1	9-1-0	4-0-0	2-0-0	9-7-7
BRYANT	11/11/18	82-59 W	25-11-2	3-1-0	5-4-1	6-1-0	0-0-0	0-1-0	21-8-3
WASHINGTON ST.	11/14/18	78-69 W	9-8-1	DNP	14-7-2	3-1-0	DNP	0-2-0	11-3-2
SOUTHERN UTAH	11/18/18	70-73 L	14-7-2	DNP	12-7-0	9-2-2	DNP	0-0-0	14-7-2
DENVER	11/23/18	82-63 W	9-2-1	0-0-0	15-7-0	3-0-0	0-0-0	0-0-0	26-3-2
FAIRFIELD	11/24/18	83-80 W	12-5-0	DNP	20-9-2	3-2-1	DNP	0-1-0	16-9-2
LONGWOOD	11/25/18	70-50 W	14-12-1	1-0-0	22-13-2	3-0-1	0-1-0	0-0-0	19-5-4
NORTHWEST (WA)	11/28/18	107-72 W	12-14-0	0-2-0	12-3-1	10-0-0	0-3-0	7-0-0	23-2-5
EASTERN WASH.	12/01/18	88-68 W	23-8-0	DNP	18-6-0	6-1-1	DNP	DNP	16-5-7
OMAHA	12/06/18	90-71 W	7-5-0	DNP	26-6-1	3-2-1	DNP	0-0-0	5-5-5
at Washington	12/09/18	62-70 L	15-7-2	DNP	9-7-0	0-1-0	DNP	DNP	21-2-3
at Portland	12/17/18	67-56 W	11-12-0	DNP	11-5-0	5-0-0	DNP	0-0-0	16-6-3
PRAIRIE VIEW	12/20/18	102-64 W	22-9-0	0-2-0	18-9-4	5-1-1	9-1-0	0-2-2	22-4-4
at California	12/29/18	82-73 W	26-13-0	DNP	DNP	4-0-0	DNP	0-2-0	24-6-3
at CSU Bakersfield	01/03/19	71-83 L	12-8-0	4-0-1	2-0-0	3-0-1	2-0-0	0-1-0	7-1-1
at Grand Canyon	01/05/19	57-71 L	6-4-0	DNP	16-7-0	0-0-0	0-1-0	0-0-0	2-5-3
at Utah Valley	01/12/19	78-88 L	16-10-2	0-0-0	DNP	0-0-0	DNP	6-9-1	20-2-4
NEW MEXICO ST.	01/17/19	60-87 L	13-2-0	0-1-0	DNP	6-1-0	0-0-0	2-3-0	8-3-6
UTRGV	01/19/19	62-67 L	28-15-0	0-0-0	DNP	6-0-2	DNP	0-0-0	1-4-1
at Chicago State	01/24/19	75-47 W	11-10-0	12-3-4	DNP	DNP	DNP	7-9-3	16-4-5
at UMKC	01/26/19	54-63 L	14-8-1	5-0-1	DNP	DNP	DNP	2-5-0	7-7-1
CALIFORNIA BAPTIST	02/02/19	64-75 L	12-5-0	3-2-2	DNP	DNP	DNP	13-13-1	5-3-2
at UTRGV	02/14/19	44-59 L	16-7-0	3-2-0	DNP	0-0-0	0-0-0	7-6-3	6-4-1
at New Mexico St.	02/16/19	53-59 L	4-2-0	0-3-0	DNP	0-0-0	0-0-0	5-6-0	5-6-1
UMKC	02/21/19	69-64 W	10-7-0	0-0-0	0-1-0	0-0-0	DNP	8-10-2	18-8-2
CHICAGO STATE	02/23/19	77-57 W	9-11-1	0-2-1	6-0-0	3-1-0	0-0-0	10-6-1	12-4-5
UTAH VALLEY	02/26/19	68-77 L	12-13-0	0-1-0	0-0-0	0-0-0	6-0-0	6-10-1	15-4-5
at California Baptist	02/28/19	67-65 W	7-7-0	DNP	3-3-0	3-1-1	0-0-0	11-14-2	21-3-1

Opponent	Date	Score	14 VAIL,MATT	15 HOPKINS,TR	23 BROWN,TERR	24 JONES,DELA	25 HUNDAL,ANA	35 GRIGSBY,RI	41 WALL,JOE
at Stanford	11/06/18	74-96 L	0-0-0	0-0-0	16-6-4	2-1-0	13-3-0	2-1-0	3-0-0
PUGET SOUND	11/08/18	95-67 W	0-0-0	7-0-1	8-4-3	9-2-1	4-3-0	3-0-0	0-0-0
BRYANT	11/11/18	82-59 W	0-0-0	0-1-0	12-3-3	8-7-0	2-1-0	0-2-1	0-0-0
WASHINGTON ST.	11/14/18	78-69 W	DNP	0-1-0	21-8-3	15-5-2	0-0-0	5-4-1	DNP
SOUTHERN UTAH	11/18/18	70-73 L	DNP	DNP	5-7-9	16-1-0	0-1-0	0-1-0	DNP
DENVER	11/23/18	82-63 W	0-0-0	2-1-0	8-11-10	11-4-2	2-5-0	6-5-0	DNP
FAIRFIELD	11/24/18	83-80 W	DNP	0-1-0	8-5-5	17-3-3	0-1-0	7-6-0	DNP
LONGWOOD	11/25/18	70-50 W	0-0-0	0-2-0	2-2-5	7-2-4	0-2-0	2-1-0	0-0-0
NORTHWEST (WA)	11/28/18	107-72 W	0-0-1	12-3-0	26-14-6	DNP	0-0-0	5-5-1	0-0-0
EASTERN WASH.	12/01/18	88-68 W	DNP	DNP	4-7-9	19-6-2	DNP	2-1-0	DNP
OMAHA	12/06/18	90-71 W	DNP	0-1-0	12-11-5	26-2-2	DNP	11-4-0	DNP
at Washington	12/09/18	62-70 L	DNP	DNP	5-6-9	10-4-1	DNP	2-0-1	DNP
at Portland	12/17/18	67-56 W	DNP	0-0-0	17-11-1	5-6-0	DNP	2-1-0	DNP
PRAIRIE VIEW	12/20/18	102-64 W	0-1-0	2-0-0	8-3-5	7-2-2	0-1-0	7-3-1	2-1-0
at California	12/29/18	82-73 W	DNP	2-2-0	10-6-3	16-4-2	DNP	0-1-0	DNP
at CSU Bakersfield	01/03/19	71-83 L	DNP	5-1-1	18-10-5	18-1-0	0-0-0	0-3-1	DNP
at Grand Canyon	01/05/19	57-71 L	DNP	0-0-0	12-6-3	15-3-0	DNP	6-2-0	DNP
at Utah Valley	01/12/19	78-88 L	DNP	2-3-0	16-2-4	16-3-1	DNP	2-1-0	DNP
NEW MEXICO ST.	01/17/19	60-87 L	DNP	4-4-0	3-6-1	18-2-2	2-2-0	4-4-1	DNP
UTRGV	01/19/19	62-67 L	DNP	DNP	18-7-4	8-3-1	DNP	1-4-2	0-0-0
at Chicago State	01/24/19	75-47 W	0-0-0	DNP	9-9-4	DNP	17-8-0	DNP	3-1-0
at UMKC	01/26/19	54-63 L	DNP	DNP	22-5-3	DNP	4-7-1	DNP	0-0-0
CALIFORNIA BAPTIST	02/02/19	64-75 L	DNP	4-1-2	24-4-0	DNP	3-5-4	DNP	DNP
at UTRGV	02/14/19	44-59 L	DNP	DNP	9-11-7	DNP	0-1-0	3-3-0	DNP
at New Mexico St.	02/16/19	53-59 L	DNP	DNP	25-5-4	DNP	5-3-1	6-2-0	3-0-0
UMKC	02/21/19	69-64 W	DNP	DNP	21-8-3	0-1-0	0-0-0	12-2-3	DNP
CHICAGO STATE	02/23/19	77-57 W	0-0-0	0-0-0	20-4-4	10-4-1	0-0-0	7-8-1	0-0-0
UTAH VALLEY	02/26/19	68-77 L	DNP	DNP	13-3-8	16-3-1	0-0-0	0-1-1	DNP
at California Baptist	02/28/19	67-65 W	DNP	DNP	18-8-5	4-0-0	0-0-0	0-1-1	DNP



#01 Carter, Myles

Opponent	Date	gs	min	Total		3-Pointers		Free throws		Rebounds				pf	a	t/o	blk	stl	pts	avg	
				fg-fga	pct	3fg-fga	pct	ft-fa	pct	off	def	tot	avg								
at Stanford	11/06/18	*	18	2-5	.400	0-1	.000	2-5	.400	1	2	3	3.0	5	0	2	1	0	6	6.0	
PUGET SOUND	11/08/18	*	22	10-13	.769	0-0	.000	3-6	.500	5	7	12	7.5	4	1	8	3	0	23	14.5	
BRYANT	11/11/18	*	33	10-17	.588	1-1	1.000	4-6	.667	6	5	11	8.7	4	2	3	3	0	25	18.0	
WASHINGTON ST.	11/14/18	*	30	4-5	.800	0-0	.000	1-2	.500	1	7	8	8.5	3	1	2	4	0	9	15.8	
SOUTHERN UTAH	11/18/18	*	25	7-10	.700	0-0	.000	0-5	.000	2	5	7	8.2	3	2	1	3	0	14	15.4	
DENVER	11/23/18	*	19	4-6	.667	0-0	.000	1-2	.500	0	2	2	7.2	4	1	2	2	0	9	14.3	
FAIRFIELD	11/24/18	*	25	4-5	.800	0-0	.000	4-7	.571	0	5	5	6.9	5	0	4	4	0	12	14.0	
LONGWOOD	11/25/18	*	34	4-9	.444	0-0	.000	6-8	.750	2	10	12	7.5	4	1	2	4	1	14	14.0	
NORTHWEST (WA)	11/28/18	*	35	5-13	.385	0-0	.000	2-2	1.000	4	10	14	8.2	3	0	0	7	0	12	13.8	
EASTERN WASH.	12/01/18	*	30	10-15	.667	0-0	.000	3-9	.333	2	6	8	8.2	2	0	1	1	0	23	14.7	
OMAHA	12/06/18	*	15	3-6	.500	0-0	.000	1-2	.500	2	3	5	7.9	3	0	4	2	0	7	14.0	
at Washington	12/09/18	*	31	6-15	.400	0-0	.000	3-6	.500	4	3	7	7.8	4	2	2	0	1	15	14.1	
at Portland	12/17/18	*	30	3-5	.600	0-0	.000	5-7	.714	4	8	12	8.2	4	0	1	2	2	11	13.8	
PRAIRIE VIEW	12/20/18	*	29	9-10	.900	0-0	.000	4-6	.667	3	6	9	8.2	5	0	2	0	0	22	14.4	
at California	12/29/18	*	40	11-18	.611	0-0	.000	4-7	.571	4	9	13	8.5	4	0	3	1	0	26	15.2	
at CSU Bakersfield	01/03/19	*	36	4-10	.400	0-0	.000	4-6	.667	4	4	8	8.5	3	0	0	1	0	12	15.0	
at Grand Canyon	01/05/19	*	32	2-10	.200	0-0	.000	2-2	1.000	1	3	4	8.2	5	0	3	1	0	6	14.5	
at Utah Valley	01/12/19	*	38	3-11	.273	0-1	.000	10-14	.714	3	7	10	8.3	4	2	5	3	0	16	14.6	
NEW MEXICO ST.	01/17/19	*	22	6-9	.667	0-0	.000	1-2	.500	1	1	2	8.0	5	0	0	0	0	13	14.5	
UTRGV	01/19/19	*	40	9-19	.474	0-0	.000	10-11	.909	5	10	15	8.4	3	0	3	2	0	28	15.2	
at Chicago State	01/24/19	*	30	5-15	.333	0-0	.000	1-3	.333	1	9	10	8.4	3	0	4	1	0	11	15.0	
at UMKC	01/26/19	*	39	6-11	.545	1-1	1.000	1-2	.500	2	6	8	8.4	1	1	3	1	0	14	14.9	
CALIFORNIA BAPTIST	02/02/19	*	38	5-16	.313	1-1	1.000	1-2	.500	1	4	5	8.3	1	0	2	4	0	12	14.8	
at UTRGV	02/14/19	*	38	5-8	.625	1-1	1.000	5-8	.625	1	6	7	8.2	3	0	2	0	0	16	14.8	
at New Mexico St.	02/16/19	*	15	1-5	.200	0-0	.000	2-2	1.000	1	1	2	8.0	5	0	3	0	0	4	14.4	
UMKC	02/21/19	*	34	2-9	.222	0-0	.000	6-6	1.000	3	4	7	7.9	3	0	1	1	0	10	14.2	
CHICAGO STATE	02/23/19	*	31	4-12	.333	0-0	.000	1-2	.500	4	7	11	8.0	1	1	2	1	0	9	14.0	
UTAH VALLEY	02/26/19	*	29	5-16	.313	1-3	.333	1-2	.500	4	9	13	8.2	6	0	2	1	0	12	14.0	
at California Baptist	02/28/19	*	29	3-5	.600	1-1	1.000	0-0	.000	1	6	7	8.2	3	0	2	2	0	7	13.7	
Totals			29	867	152-308	.494	6-10	.600	88-142	.620	72	165	237	8.2	103	14	69	55	4	398	13.7

Games played: 29
Minutes/game: 29.9
Points/game: 13.7
FG Pct: 49.4
3FG Pct: 60.0
FT Pct: 62.0

Rebounds/game: 8.2
Assists/game: 0.5
Turnovers/game: 2.4
Assist/turnover ratio: 0.2
Steals/game: 0.1
Blocks/game: 1.9

CAREER STATS

			Total		3-Point		Rebounds										
Year	GP-GS	Min/Avg	FG-FGA	Pct	FG-FGA	Pct	FT-FTA	Pct	Off-Def	Tot	Avg	PF-FO	Ast	TO	Blk	Stl	Pts/Avg
2015-16*	9-0	32/3.6	2-2	1.000	0-0	.000	1-4	.250	3-3	6	0.7	5-0	1	3	1	0	5/0.6
2016-17*	5-0	33/6.6	2-7	.286	0-0	.000	0-1	.000	2-5	7	1.4	17-0	8	13	0	11	4/0.8
2018-19	29-29	867/29.9	152-308	.494	6-10	.600	88-142	.620	72-165	237	8.2	103-7	14	69	55	4	398/13.7
TOTAL	29-29	867/29.9	152-308	.494	6-10	.600	88-142	.620	72-165	237	8.2	103-7	14	69	55	4	398/13.7
All*	43-29	932/21.7	156-317	.492	6-10	.600	89-147	.605	77-173	250	5.8	125-7	23	85	56	15	407/9.5

* Statistics from prior team/school

SINGLE-GAME HIGHS

Points: 28, UTRGV -- 01/19/19
Rebounds: 15, UTRGV -- 01/19/19
Assists: 2, 4 times
Steals: 2, at Portland -- 12/17/18
Blocks: 7, Northwest (WA) -- 11/28/18
FG made: 11, at California -- 12/29/18
FG attempts: 19, UTRGV -- 01/19/19
3FG made: 1, Bryant -- 11/11/18
3FG attempts: 1, at Utah Valley -- 01/12/19 ; at Stanford -- 11/06/18 ; Bryant -- 11/11/18
FT made: 10, at Utah Valley -- 01/12/19 ; UTRGV -- 01/19/19
FT attempts: 14, at Utah Valley -- 01/12/19



#02 Burke, Ian

Opponent	Date	gs	min	Total		3-Pointers		Free throws		Rebounds				pf	a	t/o	blk	stl	pts	avg
				fg-fga	pct	3fg-fga	pct	ft-fga	pct	off	def	tot	avg							
at Stanford	11/06/18		3	0-0	.000	0-0	.000	1-2	.500	1	0	1	1.0	0	0	0	0	0	1	1.0
PUGET SOUND	11/08/18		6	0-1	.000	0-0	.000	0-0	.000	1	0	1	1.0	0	0	0	0	0	0	0.5
BRYANT	11/11/18		4	0-0	.000	0-0	.000	3-4	.750	0	1	1	1.0	2	0	2	0	1	3	1.3
DENVER	11/23/18		2	0-1	.000	0-1	.000	0-0	.000	0	0	0	0.8	0	0	0	0	0	0	1.0
LONGWOOD	11/25/18		2	0-0	.000	0-0	.000	1-2	.500	0	0	0	0.6	0	0	0	0	0	1	1.0
NORTHWEST (WA)	11/28/18		5	0-0	.000	0-0	.000	0-0	.000	0	2	2	0.8	0	0	0	0	1	0	0.8
PRAIRIE VIEW	12/20/18		6	0-1	.000	0-1	.000	0-0	.000	0	2	2	1.0	1	0	0	0	0	0	0.7
at CSU Bakersfield	01/03/19		5	1-2	.500	1-1	1.000	1-2	.500	0	0	0	0.9	0	1	0	0	1	4	1.1
at Utah Valley	01/12/19		4	0-0	.000	0-0	.000	0-0	.000	0	0	0	0.8	0	0	0	0	0	0	1.0
NEW MEXICO ST.	01/17/19		5	0-1	.000	0-1	.000	0-0	.000	0	1	1	0.8	0	0	0	0	0	0	0.9
UTRGV	01/19/19		4	0-0	.000	0-0	.000	0-0	.000	0	0	0	0.7	0	0	0	0	0	0	0.8
at Chicago State	01/24/19		29	4-7	.571	4-6	.667	0-0	.000	0	3	3	0.9	1	4	2	0	0	12	1.8
at UMKC	01/26/19		21	2-4	.500	1-3	.333	0-0	.000	0	0	0	0.8	3	1	0	0	0	5	2.0
CALIFORNIA BAPTIST	02/02/19		15	1-2	.500	1-2	.500	0-0	.000	0	2	2	0.9	3	2	0	0	0	3	2.1
at UTRGV	02/14/19		25	1-3	.333	1-3	.333	0-0	.000	0	2	2	1.0	2	0	3	0	1	3	2.1
at New Mexico St.	02/16/19		19	0-0	.000	0-0	.000	0-0	.000	1	2	3	1.1	2	0	1	0	0	0	2.0
UMKC	02/21/19		4	0-0	.000	0-0	.000	0-0	.000	0	0	0	1.1	1	0	0	0	0	0	1.9
CHICAGO STATE	02/23/19		7	0-1	.000	0-1	.000	0-0	.000	0	2	2	1.1	0	1	1	0	0	0	1.8
UTAH VALLEY	02/26/19		4	0-0	.000	0-0	.000	0-0	.000	0	1	1	1.1	0	0	0	0	0	0	1.7
Totals		0	170	9-23	.391	8-19	.421	6-10	.600	3	18	21	1.1	15	9	9	0	4	32	1.7

Games played: 19

Minutes/game: 8.9

Points/game: 1.7

FG Pct: 39.1

3FG Pct: 42.1

FT Pct: 60.0

Rebounds/game: 1.1

Assists/game: 0.5

Turnovers/game: 0.5

Assist/turnover ratio: 1.0

Steals/game: 0.2

CAREER STATS

Year	GP-GS	Min/Avg	Total		3-Point		FT-FTA	Pct	Off-Def	Tot	Avg	PF-FO	Ast	TO	Blk	Stl	Pts/Avg
			FG-FGA	Pct	FG-FGA	Pct											
2018-19	19-0	170/8.9	9-23	.391	8-19	.421	6-10	.600	3-18	21	1.1	15-0	9	9	0	4	32/1.7
TOTAL	19-0	170/8.9	9-23	.391	8-19	.421	6-10	.600	3-18	21	1.1	15-0	9	9	0	4	32/1.7

SINGLE-GAME HIGHS

Points: 12, at Chicago State -- 01/24/19

Rebounds: 3, at Chicago State -- 01/24/19 ; at New Mexico St. -- 02/16/19

Assists: 4, at Chicago State -- 01/24/19

Steals: 1, 4 times

FG made: 4, at Chicago State -- 01/24/19

FG attempts: 7, at Chicago State -- 01/24/19

3FG made: 4, at Chicago State -- 01/24/19

3FG attempts: 6, at Chicago State -- 01/24/19

FT made: 3, Bryant -- 11/11/18

FT attempts: 4, Bryant -- 11/11/18



#05 Kavas, Matej

Opponent	Date	gs	min	Total		3-Pointers		Free throws		Rebounds				pf	a	t/o	blk	stl	pts	avg	
				fg-fga	pct	3fg-fga	pct	ft-fga	pct	off	def	tot	avg								
at Stanford	11/06/18	*	34	4-7	.571	1-3	.333	4-6	.667	1	3	4	4.0	3	0	2	0	0	13	13.0	
PUGET SOUND	11/08/18	*	27	3-9	.333	1-2	.500	6-6	1.000	2	4	6	5.0	3	1	1	0	0	13	13.0	
BRYANT	11/11/18	*	28	2-9	.222	1-5	.200	0-0	.000	1	3	4	4.7	3	1	0	0	2	5	10.3	
WASHINGTON ST.	11/14/18	*	37	6-14	.429	2-8	.250	0-0	.000	1	6	7	5.3	2	2	1	0	0	14	11.3	
SOUTHERN UTAH	11/18/18	*	32	5-13	.385	2-7	.286	0-0	.000	1	6	7	5.6	2	0	3	0	2	12	11.4	
DENVER	11/23/18	*	31	5-13	.385	3-9	.333	2-2	1.000	1	6	7	5.8	0	0	3	0	0	15	12.0	
FAIRFIELD	11/24/18	*	39	6-11	.545	3-3	1.000	5-6	.833	1	8	9	6.3	1	2	0	0	0	20	13.1	
LONGWOOD	11/25/18	*	29	8-12	.667	4-8	.500	2-3	.667	2	11	13	7.1	3	2	0	0	0	22	14.3	
NORTHWEST (WA)	11/28/18	*	31	3-12	.250	2-8	.250	4-4	1.000	0	3	3	6.7	1	1	2	0	0	12	14.0	
EASTERN WASH.	12/01/18	*	37	7-14	.500	4-7	.571	0-0	.000	0	6	6	6.6	2	0	0	0	1	18	14.4	
OMAHA	12/06/18	*	39	7-12	.583	6-9	.667	6-6	1.000	0	6	6	6.5	1	1	2	0	0	26	15.5	
at Washington	12/09/18	*	34	1-7	.143	1-4	.250	6-7	.857	1	6	7	6.6	3	0	2	0	0	9	14.9	
at Portland	12/17/18	*	35	4-9	.444	2-4	.500	1-4	.250	0	5	5	6.5	2	0	2	1	0	11	14.6	
PRAIRIE VIEW	12/20/18	*	29	7-9	.778	4-5	.800	0-0	.000	0	9	9	6.6	2	4	1	0	0	18	14.9	
at CSU Bakersfield	01/03/19		4	1-1	1.000	0-0	.000	0-0	.000	0	0	0	6.2	0	0	0	0	0	2	14.0	
at Grand Canyon	01/05/19	*	37	6-8	.750	3-3	1.000	1-2	.500	0	7	7	6.3	2	0	1	0	1	16	14.1	
at Chicago State	01/24/19	dnp		-	-	-	-	-	-	-	-	-	-	-	-	-	-	-	-	-	
at UTRGV	02/14/19	dnp		-	-	-	-	-	-	-	-	-	-	-	-	-	-	-	-	-	
UMKC	02/21/19		3	0-1	.000	0-0	.000	0-0	.000	0	1	1	5.9	0	0	0	0	0	0	13.3	
CHICAGO STATE	02/23/19		12	2-5	.400	2-4	.500	0-0	.000	0	0	0	5.6	0	0	0	0	0	6	12.9	
UTAH VALLEY	02/26/19		3	0-1	.000	0-0	.000	0-0	.000	0	0	0	5.3	0	0	0	0	0	0	12.2	
at California Baptist	02/28/19		4	1-2	.500	1-1	1.000	0-0	.000	0	3	3	5.2	1	0	0	0	0	3	11.8	
Totals			15	525	78-169	.462	42-90	.467	37-46	.804	11	93	104	5.2	31	14	20	1	6	235	11.8

Games played: 20
Minutes/game: 26.3
Points/game: 11.8
FG Pct: 46.2
3FG Pct: 46.7
FT Pct: 80.4

Rebounds/game: 5.2
Assists/game: 0.7
Turnovers/game: 1.0
Assist/turnover ratio: 0.7
Steals/game: 0.3
Blocks/game: 0.1

CAREER STATS

		Total				3-Point		Rebounds									
Year	GP-GS	Min/Avg	FG-FGA	Pct	FG-FGA	Pct	FT-FTA	Pct	Off-Def	Tot	Avg	PF-FO	Ast	TO	Blk	Stl	Pts/Avg
2016-17	27-0	549/20.3	81-185	.438	42-104	.404	29-42	.690	11-68	79	2.9	51-2	15	23	9	6	233/8.6
2017-18	33-31	1038/31.5	171-361	.474	91-196	.464	68-86	.791	38-131	169	5.1	100-1	41	67	7	13	501/15.2
2018-19	20-15	525/26.3	78-169	.462	42-90	.467	37-46	.804	11-93	104	5.2	31-0	14	20	1	6	235/11.8
TOTAL	80-46	2112/26.4	330-715	.462	175-390	.449	134-174	.770	60-292	352	4.4	182-3	70	110	17	25	969/12.1

SINGLE-GAME HIGHS

Points: 27, vs Detroit Mercy -- 11/18/17
Rebounds: 13, Longwood -- 11/25/18
Assists: 4, at Washington State -- 11/15/17 ; Prairie View -- 12/20/18
Steals: 2, 6 times
Blocks: 2, 4 times
FG made: 9, Idaho State -- 11/27/17 ; Eastern Washington -- 12/03/17
FG attempts: 18, Central Arkansas -- 03/14/18 ; Idaho State -- 11/27/17
3FG made: 7, vs Detroit Mercy -- 11/18/17
3FG attempts: 12, Central Arkansas -- 03/14/18
FT made: 7, New Mexico State -- 01/26/17
FT attempts: 9, New Mexico State -- 01/26/17



#10 Nettles, Aaron

Opponent	Date	gs	min	Total		3-Pointers		Free throws		Rebounds				pf	a	t/o	blk	stl	pts	avg
				fg-fga	pct	3fg-fga	pct	ft-fa	pct	off	def	tot	avg							
at Stanford	11/06/18		9	0-1	.000	0-1	.000	0-0	.000	0	0	0	0.0	2	0	1	0	0	0	0.0
PUGET SOUND	11/08/18	*	16	3-3	1.000	3-3	1.000	0-0	.000	0	1	1	0.5	3	0	1	0	1	9	4.5
BRYANT	11/11/18		15	2-3	.667	2-3	.667	0-0	.000	0	1	1	0.7	0	0	0	0	1	6	5.0
WASHINGTON ST.	11/14/18		9	1-1	1.000	1-1	1.000	0-0	.000	0	1	1	0.8	3	0	1	0	0	3	4.5
SOUTHERN UTAH	11/18/18		17	3-5	.600	3-5	.600	0-0	.000	0	2	2	1.0	3	2	0	0	2	9	5.4
DENVER	11/23/18		9	1-3	.333	1-1	1.000	0-0	.000	0	0	0	0.8	1	0	0	0	0	3	5.0
FAIRFIELD	11/24/18		16	1-2	.500	1-2	.500	0-0	.000	0	2	2	1.0	2	1	0	0	0	3	4.7
LONGWOOD	11/25/18		21	1-2	.500	1-2	.500	0-0	.000	0	0	0	0.9	0	1	1	0	2	3	4.5
NORTHWEST (WA)	11/28/18	*	21	4-7	.571	2-5	.400	0-0	.000	0	0	0	0.8	2	0	2	0	0	10	5.1
EASTERN WASH.	12/01/18		17	2-5	.400	1-4	.250	1-2	.500	0	1	1	0.8	1	1	0	0	2	6	5.2
OMAHA	12/06/18		19	1-3	.333	0-2	.000	1-2	.500	0	2	2	0.9	3	1	1	0	1	3	5.0
at Washington	12/09/18		8	0-0	.000	0-0	.000	0-0	.000	0	1	1	0.9	0	0	1	0	1	0	4.6
at Portland	12/17/18		15	1-2	.500	1-2	.500	2-2	1.000	0	0	0	0.8	2	0	0	0	0	5	4.6
PRAIRIE VIEW	12/20/18		14	2-2	1.000	1-1	1.000	0-0	.000	0	1	1	0.9	0	1	2	0	2	5	4.6
at California	12/29/18		7	0-0	.000	0-0	.000	4-6	.667	0	0	0	0.8	3	0	0	0	0	4	4.6
at CSU Bakersfield	01/03/19		21	1-3	.333	1-2	.500	0-0	.000	0	0	0	0.8	1	1	0	0	0	3	4.5
at Grand Canyon	01/05/19		13	0-0	.000	0-0	.000	0-0	.000	0	0	0	0.7	1	0	0	0	0	0	4.2
at Utah Valley	01/12/19		7	0-1	.000	0-1	.000	0-0	.000	0	0	0	0.7	3	0	0	0	0	0	4.0
NEW MEXICO ST.	01/17/19		27	2-5	.400	0-3	.000	2-2	1.000	1	0	1	0.7	0	0	1	0	1	6	4.1
UTRGV	01/19/19	*	32	2-6	.333	2-5	.400	0-0	.000	0	0	0	0.7	2	2	1	0	2	6	4.2
at Chicago State	01/24/19	dnp		-	-	-	-	-	-	-	-	-	-	-	-	-	-	-	-	-
at UMKC	01/26/19	dnp		-	-	-	-	-	-	-	-	-	-	-	-	-	-	-	-	-
at UTRGV	02/14/19		7	0-0	.000	0-0	.000	0-0	.000	0	0	0	0.6	1	0	0	0	0	0	4.0
at New Mexico St.	02/16/19		2	0-1	.000	0-1	.000	0-0	.000	0	0	0	0.6	1	0	0	0	0	0	3.8
UMKC	02/21/19		0	0-0	.000	0-0	.000	0-0	.000	0	0	0	0.6	1	0	0	0	0	0	3.7
CHICAGO STATE	02/23/19		8	1-2	.500	1-2	.500	0-0	.000	0	1	1	0.6	1	0	0	0	0	3	3.6
UTAH VALLEY	02/26/19		3	0-0	.000	0-0	.000	0-0	.000	0	0	0	0.6	0	0	0	0	0	0	3.5
at California Baptist	02/28/19		27	1-5	.200	1-4	.250	0-0	.000	0	1	1	0.6	3	1	1	0	1	3	3.5
Totals		3	360	29-62	.468	22-50	.440	10-14	.714	1	14	15	0.6	39	11	13	0	16	90	3.5

Games played: 26
 Minutes/game: 13.8
 Points/game: 3.5
 FG Pct: 46.8
 3FG Pct: 44.0
 FT Pct: 71.4

Rebounds/game: 0.6
 Assists/game: 0.4
 Turnovers/game: 0.5
 Assist/turnover ratio: 0.8
 Steals/game: 0.6

CAREER STATS

		Total			3-Point			Rebounds									
Year	GP-GS	Min/Avg	FG-FGA	Pct	FG-FGA	Pct	FT-FTA	Pct	Off-Def	Tot	Avg	PF-FO	Ast	TO	Blk	Stl	Pts/Avg
2017-18	32-2	244/7.6	25-60	.417	20-52	.385	13-17	.765	4-17	21	0.7	21-0	9	10	0	6	83/2.6
2018-19	26-3	360/13.8	29-62	.468	22-50	.440	10-14	.714	1-14	15	0.6	39-0	11	13	0	16	90/3.5
TOTAL	58-5	604/10.4	54-122	.443	42-102	.412	23-31	.742	5-31	36	0.6	60-0	20	23	0	22	173/3.0

SINGLE-GAME HIGHS

Points: 20, Pacific Lutheran -- 12/04/17
 Rebounds: 3, at Belmont -- 11/19/17 ; Pacific Lutheran -- 12/04/17 ; California -- 12/19/17
 Assists: 2, vs Detroit Mercy -- 11/18/17 ; Southern Utah -- 11/18/18 ; Pacific Lutheran -- 12/04/17
 Steals: 2, 4 times
 FG made: 7, Pacific Lutheran -- 12/04/17
 FG attempts: 14, Pacific Lutheran -- 12/04/17
 3FG made: 6, Pacific Lutheran -- 12/04/17
 3FG attempts: 12, Pacific Lutheran -- 12/04/17
 FT made: 4, Puget Sound -- 11/12/17 ; vs Detroit Mercy -- 11/18/17 ; at California -- 12/29/18
 FT attempts: 6, at California -- 12/29/18



#11 Economou, Rip

Opponent	Date	gs	min	Total		3-Pointers		Free throws		Rebounds				pf	a	t/o	blk	stl	pts	avg
				fg-fga	pct	3fg-fga	pct	ft-fa	pct	off	def	tot	avg							
at Stanford	11/06/18		5	1-2	.500	0-1	.000	0-0	.000	0	0	0	0.0	0	0	0	0	0	2	2.0
PUGET SOUND	11/08/18		5	1-4	.250	1-4	.250	1-2	.500	0	0	0	0.0	2	0	0	0	0	4	3.0
BRYANT	11/11/18		3	0-0	.000	0-0	.000	0-0	.000	0	0	0	0.0	1	0	0	0	0	0	2.0
DENVER	11/23/18		3	0-1	.000	0-1	.000	0-0	.000	0	0	0	0.0	1	0	0	0	0	0	1.5
LONGWOOD	11/25/18		2	0-1	.000	0-1	.000	0-0	.000	0	1	1	0.2	0	0	0	0	0	0	1.2
NORTHWEST (WA)	11/28/18		4	0-1	.000	0-0	.000	0-0	.000	2	1	3	0.7	0	0	0	0	0	0	1.0
PRAIRIE VIEW	12/20/18		10	3-7	.429	3-6	.500	0-0	.000	1	0	1	0.7	2	0	1	0	0	9	2.1
at CSU Bakersfield	01/03/19		3	0-0	.000	0-0	.000	2-2	1.000	0	0	0	0.6	4	0	0	0	0	2	2.1
at Grand Canyon	01/05/19		4	0-2	.000	0-2	.000	0-0	.000	1	0	1	0.7	0	0	0	0	0	0	1.9
NEW MEXICO ST.	01/17/19		7	0-1	.000	0-1	.000	0-1	.000	0	0	0	0.6	0	0	0	0	0	0	1.7
at Chicago State	01/24/19		dnp	-	-	-	-	-	-	-	-	-	-	-	-	-	-	-	-	-
at UTRGV	02/14/19		4	0-0	.000	0-0	.000	0-0	.000	0	0	0	0.5	0	0	0	0	0	0	1.5
at New Mexico St.	02/16/19		0	0-0	.000	0-0	.000	0-0	.000	0	0	0	0.5	0	0	0	0	0	0	1.4
CHICAGO STATE	02/23/19		4	0-3	.000	0-3	.000	0-0	.000	0	0	0	0.5	2	0	0	0	0	0	1.3
UTAH VALLEY	02/26/19		9	2-4	.500	2-4	.500	0-0	.000	0	0	0	0.4	2	0	1	1	0	6	1.6
at California Baptist	02/28/19		1	0-1	.000	0-1	.000	0-0	.000	0	0	0	0.4	1	0	0	0	0	0	1.5
Totals		0	64	7-27	.259	6-24	.250	3-5	.600	4	2	6	0.4	15	0	2	1	0	23	1.5

Games played: 15
 Minutes/game: 4.3
 Points/game: 1.5
 FG Pct: 25.9
 3FG Pct: 25.0
 FT Pct: 60.0

Rebounds/game: 0.4
 Turnovers/game: 0.1
 Blocks/game: 0.1

CAREER STATS

		Total			3-Point		Rebounds										
Year	GP-GS	Min/Avg	FG-FGA	Pct	FG-FGA	Pct	FT-FTA	Pct	Off-Def	Tot	Avg	PF-FO	Ast	TO	Blk	Stl	Pts/Avg
2018-19	15-0	64/4.3	7-27	.259	6-24	.250	3-5	.600	4-2	6	0.4	15-0	0	2	1	0	23/1.5
TOTAL	15-0	64/4.3	7-27	.259	6-24	.250	3-5	.600	4-2	6	0.4	15-0	0	2	1	0	23/1.5

SINGLE-GAME HIGHS

Points: 9, Prairie View -- 12/20/18
 Rebounds: 3, Northwest (WA) -- 11/28/18
 Blocks: 1, Utah Valley -- 02/26/19
 FG made: 3, Prairie View -- 12/20/18
 FG attempts: 7, Prairie View -- 12/20/18
 3FG made: 3, Prairie View -- 12/20/18
 3FG attempts: 6, Prairie View -- 12/20/18
 FT made: 2, at CSU Bakersfield -- 01/03/19
 FT attempts: 2, at CSU Bakersfield -- 01/03/19 ; Puget Sound -- 11/08/18



#12 Da Campo, Mattia

Opponent	Date	gs	min	Total		3-Pointers		Free throws		Rebounds				pf	a	t/o	blk	stl	pts	avg	
				fg-fga	pct	3fg-fga	pct	ft-fa	pct	off	def	tot	avg								
at Stanford	11/06/18		4	0-0	.000	0-0	.000	1-2	.500	1	2	3	3.0	0	1	0	0	0	1	1.0	
PUGET SOUND	11/08/18		5	1-1	1.000	0-0	.000	0-0	.000	0	0	0	1.5	0	0	0	0	0	2	1.5	
BRYANT	11/11/18		3	0-0	.000	0-0	.000	0-0	.000	0	1	1	1.3	0	0	0	0	0	0	1.0	
WASHINGTON ST.	11/14/18		2	0-0	.000	0-0	.000	0-0	.000	1	1	2	1.5	0	0	0	0	0	0	0.8	
SOUTHERN UTAH	11/18/18		4	0-2	.000	0-0	.000	0-0	.000	0	0	0	1.2	0	0	1	0	0	0	0.6	
DENVER	11/23/18		4	0-0	.000	0-0	.000	0-0	.000	0	0	0	1.0	0	0	1	0	0	0	0.5	
FAIRFIELD	11/24/18		2	0-0	.000	0-0	.000	0-0	.000	1	0	1	1.0	0	0	0	0	0	0	0.4	
LONGWOOD	11/25/18		2	0-0	.000	0-0	.000	0-0	.000	0	0	0	0.9	0	0	0	0	0	0	0.4	
NORTHWEST (WA)	11/28/18		6	2-2	1.000	1-1	1.000	2-2	1.000	0	0	0	0.8	0	0	0	0	0	7	1.1	
OMAHA	12/06/18		0	0-0	.000	0-0	.000	0-0	.000	0	0	0	0.7	0	0	0	0	0	0	1.0	
at Portland	12/17/18		0	0-0	.000	0-0	.000	0-0	.000	0	0	0	0.6	0	0	0	0	0	0	0.9	
PRAIRIE VIEW	12/20/18		12	0-3	.000	0-0	.000	0-0	.000	1	1	2	0.8	0	2	0	0	0	0	0.8	
at California	12/29/18	*	27	0-0	.000	0-0	.000	0-0	.000	1	1	2	0.8	5	0	1	0	2	0	0.8	
at CSU Bakersfield	01/03/19		3	0-0	.000	0-0	.000	0-0	.000	0	1	1	0.9	1	0	1	0	0	0	0.7	
at Grand Canyon	01/05/19		3	0-0	.000	0-0	.000	0-0	.000	0	0	0	0.8	0	0	0	0	0	0	0.7	
at Utah Valley	01/12/19		26	0-2	.000	0-0	.000	6-6	1.000	6	3	9	1.3	4	1	2	0	1	6	1.0	
NEW MEXICO ST.	01/17/19	*	10	1-3	.333	0-0	.000	0-0	.000	2	1	3	1.4	0	0	2	0	0	2	1.1	
UTRGV	01/19/19		1	0-0	.000	0-0	.000	0-0	.000	0	0	0	1.3	0	0	0	0	0	0	1.0	
at Chicago State	01/24/19	*	36	3-4	.750	0-0	.000	1-2	.500	6	3	9	1.7	2	3	1	0	1	7	1.3	
at UMKC	01/26/19	*	36	1-2	.500	0-1	.000	0-0	.000	2	3	5	1.9	3	0	2	0	0	2	1.4	
CALIFORNIA BAPTIST	02/02/19	*	38	4-6	.667	2-2	1.000	3-6	.500	6	7	13	2.4	2	1	1	0	0	13	1.9	
at UTRGV	02/14/19	*	33	3-6	.500	0-1	.000	1-2	.500	2	4	6	2.6	3	3	4	0	0	7	2.1	
at New Mexico St.	02/16/19	*	33	2-6	.333	1-2	.500	0-3	.000	4	2	6	2.7	5	0	3	0	0	5	2.3	
UMKC	02/21/19	*	37	3-5	.600	1-2	.500	1-3	.333	5	5	10	3.0	3	2	2	0	0	8	2.5	
CHICAGO STATE	02/23/19	*	24	3-4	.750	0-1	.000	4-4	1.000	3	3	6	3.2	2	1	1	0	0	10	2.8	
UTAH VALLEY	02/26/19	*	39	2-2	1.000	0-0	.000	2-2	1.000	5	5	10	3.4	3	1	0	0	0	6	2.9	
at California Baptist	02/28/19	*	40	4-9	.444	2-5	.400	1-3	.333	6	8	14	3.8	2	2	2	0	1	11	3.2	
Totals			11	430	29-57	.509	7-15	.467	22-35	.629	52	51	103	3.8	35	17	24	0	5	87	3.2

Games played: 27
 Minutes/game: 15.9
 Points/game: 3.2
 FG Pct: 50.9
 3FG Pct: 46.7
 FT Pct: 62.9

Rebounds/game: 3.8
 Assists/game: 0.6
 Turnovers/game: 0.9
 Assist/turnover ratio: 0.7
 Steals/game: 0.2

CAREER STATS

Year	GP-GS	Min/Avg	Total		3-Point		FT-FTA	Pct	Off-Def	Tot	Avg	PF-FO	Ast	TO	Blk	Stl	Pts/Avg
			FG-FGA	Pct	FG-FGA	Pct											
2016-17	16-0	139/8.7	9-14	.643	1-3	.333	5-10	.500	6-11	17	1.1	19-0	14	17	0	3	24/1.5
2017-18	27-1	198/7.3	15-24	.625	4-9	.444	7-11	.636	16-29	45	1.7	29-0	17	7	0	9	41/1.5
2018-19	27-11	430/15.9	29-57	.509	7-15	.467	22-35	.629	52-51	103	3.8	35-2	17	24	0	5	87/3.2
TOTAL	70-12	767/11.0	53-95	.558	12-27	.444	34-56	.607	74-91	165	2.4	83-2	48	48	0	17	152/2.2

SINGLE-GAME HIGHS

Points: 15, Pacific Lutheran -- 12/04/17
 Rebounds: 14, at California Baptist -- 02/28/19
 Assists: 5, Pacific Lutheran -- 12/04/17
 Steals: 3, Puget Sound -- 11/12/17 ; Pacific Lutheran -- 12/04/17
 FG made: 6, Pacific Lutheran -- 12/04/17
 FG attempts: 10, Pacific Lutheran -- 12/04/17
 3FG made: 2, California Baptist -- 02/02/19 ; at California Baptist -- 02/28/19 ; Pacific Lutheran -- 12/04/17
 3FG attempts: 6, Pacific Lutheran -- 12/04/17
 FT made: 6, at Utah Valley -- 01/12/19
 FT attempts: 6, at Utah Valley -- 01/12/19 ; California Baptist -- 02/02/19



#13 Means, Morgan

Opponent	Date	gs	min	Total		3-Pointers		Free throws		Rebounds				pf	a	t/o	blk	stl	pts	avg	
				fg-fga	pct	3fg-fga	pct	ft-fga	pct	off	def	tot	avg								
at Stanford	11/06/18	*	31	5-7	.714	1-1	1.000	0-0	.000	0	1	1	1.0	2	2	2	0	0	11	11.0	
PUGET SOUND	11/08/18	*	34	3-7	.429	1-3	.333	2-2	1.000	1	6	7	4.0	2	7	3	0	4	9	10.0	
BRYANT	11/11/18	*	37	7-13	.538	2-5	.400	5-7	.714	0	8	8	5.3	2	3	3	0	0	21	13.7	
WASHINGTON ST.	11/14/18	*	31	3-8	.375	2-3	.667	3-4	.750	0	3	3	4.8	5	2	3	0	1	11	13.0	
SOUTHERN UTAH	11/18/18	*	39	5-15	.333	3-7	.429	1-1	1.000	4	3	7	5.2	5	2	0	0	1	14	13.2	
DENVER	11/23/18	*	32	8-13	.615	6-9	.667	4-4	1.000	0	3	3	4.8	3	2	0	0	2	26	15.3	
FAIRFIELD	11/24/18	*	35	1-7	.143	1-2	.500	13-16	.813	2	7	9	5.4	3	2	6	0	0	16	15.4	
LONGWOOD	11/25/18	*	35	6-15	.400	4-10	.400	3-3	1.000	0	5	5	5.4	3	4	3	0	1	19	15.9	
NORTHWEST (WA)	11/28/18	*	35	9-18	.500	3-6	.500	2-2	1.000	1	1	2	5.0	1	5	3	0	3	23	16.7	
EASTERN WASH.	12/01/18	*	40	5-11	.455	2-5	.400	4-5	.800	1	4	5	5.0	3	7	0	0	5	16	16.6	
OMAHA	12/06/18	*	30	1-6	.167	1-5	.200	2-2	1.000	1	4	5	5.0	5	5	1	0	0	5	15.5	
at Washington	12/09/18	*	40	8-16	.500	3-7	.429	2-2	1.000	0	2	2	4.8	4	3	2	0	3	21	16.0	
at Portland	12/17/18	*	35	4-10	.400	1-4	.250	7-10	.700	0	6	6	4.8	4	3	4	0	0	16	16.0	
PRAIRIE VIEW	12/20/18	*	32	8-13	.615	4-7	.571	2-2	1.000	0	4	4	4.8	4	4	1	0	2	22	16.4	
at California	12/29/18	*	40	4-12	.333	0-3	.000	16-16	1.000	2	4	6	4.9	4	3	4	0	1	24	16.9	
at CSU Bakersfield	01/03/19	*	30	0-4	.000	0-2	.000	7-7	1.000	0	1	1	4.6	4	1	5	0	0	7	16.3	
at Grand Canyon	01/05/19	*	33	1-10	.100	0-2	.000	0-1	.000	1	4	5	4.6	1	3	1	0	2	2	15.5	
at Utah Valley	01/12/19	*	39	7-17	.412	4-10	.400	2-2	1.000	1	1	2	4.5	5	4	3	0	2	20	15.7	
NEW MEXICO ST.	01/17/19	*	29	3-11	.273	1-5	.200	1-3	.333	0	3	3	4.4	5	6	2	0	2	8	15.3	
UTRGV	01/19/19	*	29	0-4	.000	0-1	.000	1-2	.500	1	3	4	4.4	3	1	3	0	2	1	14.6	
at Chicago State	01/24/19	*	38	6-12	.500	3-6	.500	1-1	1.000	1	3	4	4.4	5	5	2	1	0	16	14.7	
at UMKC	01/26/19	*	37	3-12	.250	1-4	.250	0-1	.000	2	5	7	4.5	5	1	3	0	0	7	14.3	
CALIFORNIA BAPTIST	02/02/19	*	34	1-6	.167	1-4	.250	2-3	.667	0	3	3	4.4	5	2	1	0	1	5	13.9	
at UTRGV	02/14/19	*	33	2-9	.222	0-5	.000	2-2	1.000	0	4	4	4.4	3	1	7	0	0	6	13.6	
at New Mexico St.	02/16/19	*	37	2-8	.250	1-5	.200	0-1	.000	0	6	6	4.5	5	1	4	0	2	5	13.2	
UMKC	02/21/19	*	37	7-14	.500	1-5	.200	3-3	1.000	1	7	8	4.6	3	2	3	0	2	18	13.4	
CHICAGO STATE	02/23/19	*	30	4-10	.400	3-5	.600	1-1	1.000	1	3	4	4.6	0	5	1	0	0	12	13.4	
UTAH VALLEY	02/26/19	*	38	4-12	.333	3-8	.375	4-4	1.000	1	3	4	4.6	3	5	1	0	0	15	13.4	
at California Baptist	02/28/19	*	38	9-15	.600	2-4	.500	1-1	1.000	1	2	3	4.5	5	1	3	0	0	21	13.7	
Totals			29	1008	126-315	.400	54-143	.378	91-108	.843	22	109	131	4.5	102	92	74	1	36	397	13.7

Games played: 29
Minutes/game: 34.8
Points/game: 13.7
FG Pct: 40.0
3FG Pct: 37.8
FT Pct: 84.3

Rebounds/game: 4.5
Assists/game: 3.2
Turnovers/game: 2.6
Assist/turnover ratio: 1.2
Steals/game: 1.2
Blocks/game: 0.0

CAREER STATS

		Total			3-Point			Rebounds									
Year	GP-GS	Min/Avg	FG-FGA	Pct	FG-FGA	Pct	FT-FTA	Pct	Off-Def	Tot	Avg	PF-FO	Ast	TO	Blk	Stl	Pts/Avg
2016-17	29-29	683/23.6	67-165	.406	25-70	.357	36-56	.643	12-65	77	2.7	69-3	60	56	0	27	195/6.7
2017-18	34-9	940/27.6	103-260	.396	29-103	.282	58-73	.795	22-101	123	3.6	81-0	95	80	3	28	293/8.6
2018-19	29-29	1008/34.8	126-315	.400	54-143	.378	91-108	.843	22-109	131	4.5	102-10	92	74	1	36	397/13.7
TOTAL	92-67	2631/28.6	296-740	.400	108-316	.342	185-237	.781	56-275	331	3.6	252-13	247	210	4	91	885/9.6

SINGLE-GAME HIGHS

Points: 26, Denver -- 11/23/18
Rebounds: 9, Fairfield -- 11/24/18
Assists: 13, Pacific Lutheran -- 12/04/17
Steals: 5, Eastern Wash. -- 12/01/18
Blocks: 1, 4 times
FG made: 9, at California Baptist -- 02/28/19 ; Northwest (WA) -- 11/28/18 ; Northwest University -- 12/01/16
FG attempts: 18, Northwest (WA) -- 11/28/18
3FG made: 6, Denver -- 11/23/18
3FG attempts: 10, at Utah Valley -- 01/12/19 ; Longwood -- 11/25/18
FT made: 16, at California -- 12/29/18
FT attempts: 16, Fairfield -- 11/24/18 ; at California -- 12/29/18



#14 Vail, Matt

Opponent	Date	gs	min	Total		3-Pointers		Free throws		Rebounds				pf	a	t/o	blk	stl	pts	avg
				fg-fga	pct	3fg-fga	pct	ft-fa	pct	off	def	tot	avg							
at Stanford	11/06/18		1	0-0	.000	0-0	.000	0-0	.000	0	0	0	0.0	0	0	0	0	0	0	0.0
PUGET SOUND	11/08/18		1	0-0	.000	0-0	.000	0-0	.000	0	0	0	0.0	0	0	0	0	0	0	0.0
BRYANT	11/11/18		1	0-0	.000	0-0	.000	0-0	.000	0	0	0	0.0	0	0	0	0	0	0	0.0
DENVER	11/23/18		1	0-0	.000	0-0	.000	0-0	.000	0	0	0	0.0	0	0	0	0	0	0	0.0
LONGWOOD	11/25/18		2	0-0	.000	0-0	.000	0-0	.000	0	0	0	0.0	0	0	0	0	0	0	0.0
NORTHWEST (WA)	11/28/18		1	0-0	.000	0-0	.000	0-0	.000	0	0	0	0.0	0	1	0	0	0	0	0.0
PRAIRIE VIEW	12/20/18		4	0-0	.000	0-0	.000	0-0	.000	0	1	1	0.1	1	0	0	1	0	0	0.0
at Chicago State	01/24/19		1	0-0	.000	0-0	.000	0-0	.000	0	0	0	0.1	0	0	0	0	0	0	0.0
at UMKC	01/26/19		dnp	-	-	-	-	-	-	-	-	-	-	-	-	-	-	-	-	-
at UTRGV	02/14/19		dnp	-	-	-	-	-	-	-	-	-	-	-	-	-	-	-	-	-
CHICAGO STATE	02/23/19		1	0-0	.000	0-0	.000	0-0	.000	0	0	0	0.1	0	0	0	0	0	0	0.0
Totals		0	13	0-0	.000	0-0	.000	0-0	.000	0	1	1	0.1	1	1	0	1	0	0	0.0

Games played: 9
Minutes/game: 1.4

Rebounds/game: 0.1
Assists/game: 0.1
Assist/turnover ratio: 99.9
Blocks/game: 0.1

CAREER STATS

Year	GP-GS	Min/Avg	Total		3-Point		FT-FTA	Pct	Off-Def	Tot	Avg	PF-FO	Ast	TO	Blk	Stl	Pts/Avg
			FG-FGA	Pct	FG-FGA	Pct											
2018-19	9-0	13/1.4	0-0	.000	0-0	.000	0-0	.000	0-1	1	0.1	1-0	1	0	1	0	0/0.0
TOTAL	9-0	13/1.4	0-0	.000	0-0	.000	0-0	.000	0-1	1	0.1	1-0	1	0	1	0	0/0.0

SINGLE-GAME HIGHS

Rebounds: 1, Prairie View -- 12/20/18
Assists: 1, Northwest (WA) -- 11/28/18
Blocks: 1, Prairie View -- 12/20/18



#15 Hopkins, Trey

Opponent	Date	gs	min	Total		3-Pointers		Free throws		Rebounds				pf	a	t/o	blk	stl	pts	avg	
				fg-fga	pct	3fg-fga	pct	ft-fa	pct	off	def	tot	avg								
at Stanford	11/06/18		6	0-0	.000	0-0	.000	0-0	.000	0	0	0	0.0	0	0	0	0	0	0.0		
PUGET SOUND	11/08/18		6	3-5	.600	0-1	.000	1-2	.500	0	0	0	0.0	1	1	0	0	7	3.5		
BRYANT	11/11/18		4	0-2	.000	0-0	.000	0-0	.000	1	0	1	0.3	0	0	1	0	0	2.3		
WASHINGTON ST.	11/14/18		1	0-0	.000	0-0	.000	0-0	.000	0	1	1	0.5	0	0	0	0	0	1.8		
DENVER	11/23/18		13	1-2	.500	0-1	.000	0-0	.000	1	0	1	0.6	0	0	0	0	2	1.8		
FAIRFIELD	11/24/18		5	0-1	.000	0-1	.000	0-0	.000	0	1	1	0.7	0	0	1	0	0	1.5		
LONGWOOD	11/25/18		2	0-1	.000	0-1	.000	0-0	.000	1	1	2	0.9	0	0	0	0	0	1.3		
NORTHWEST (WA)	11/28/18		15	5-5	1.000	2-2	1.000	0-1	.000	1	2	3	1.1	1	0	0	0	12	2.6		
OMAHA	12/06/18		3	0-1	.000	0-1	.000	0-0	.000	0	1	1	1.1	0	0	0	0	0	2.3		
at Portland	12/17/18		0	0-0	.000	0-0	.000	0-0	.000	0	0	0	1.0	0	0	0	0	0	2.1		
PRAIRIE VIEW	12/20/18		8	1-5	.200	0-2	.000	0-0	.000	0	0	0	0.9	2	0	1	0	2	2.1		
at California	12/29/18		6	1-2	.500	0-1	.000	0-0	.000	1	1	2	1.0	2	0	1	0	2	2.1		
at CSU Bakersfield	01/03/19	*	18	2-6	.333	1-3	.333	0-0	.000	0	1	1	1.0	2	1	2	0	5	2.3		
at Grand Canyon	01/05/19		6	0-0	.000	0-0	.000	0-0	.000	0	0	0	0.9	1	0	0	0	0	2.1		
at Utah Valley	01/12/19		8	0-0	.000	0-0	.000	2-2	1.000	3	0	3	1.1	3	0	0	0	2	2.1		
NEW MEXICO ST.	01/17/19	*	13	2-3	.667	0-1	.000	0-0	.000	2	2	4	1.3	0	0	0	0	4	2.3		
at Chicago State	01/24/19		dnp	-	-	-	-	-	-	-	-	-	-	-	-	-	-	-	-		
at UMKC	01/26/19		dnp	-	-	-	-	-	-	-	-	-	-	-	-	-	-	-	-		
CALIFORNIA BAPTIST	02/02/19		21	2-7	.286	0-2	.000	0-0	.000	1	0	1	1.2	2	2	1	0	4	2.4		
at UTRGV	02/14/19		dnp	-	-	-	-	-	-	-	-	-	-	-	-	-	-	-	-		
CHICAGO STATE	02/23/19		1	0-0	.000	0-0	.000	0-0	.000	0	0	0	1.2	0	0	0	0	0	2.2		
Totals			2	136	17-40	.425	3-16	.188	3-5	.600	11	10	21	1.2	14	4	7	0	2	40	2.2

Games played: 18
Minutes/game: 7.6
Points/game: 2.2
FG Pct: 42.5
3FG Pct: 18.8
FT Pct: 60.0

Rebounds/game: 1.2
Assists/game: 0.2
Turnovers/game: 0.4
Assist/turnover ratio: 0.6
Steals/game: 0.1

CAREER STATS

		Total			3-Point		Rebounds										
Year	GP-GS	Min/Avg	FG-FGA	Pct	FG-FGA	Pct	FT-FTA	Pct	Off-Def	Tot	Avg	PF-FO	Ast	TO	Blk	Stl	Pts/Avg
2018-19	18-2	136/7.6	17-40	.425	3-16	.188	3-5	.600	11-10	21	1.2	14-0	4	7	0	2	40/2.2
TOTAL	18-2	136/7.6	17-40	.425	3-16	.188	3-5	.600	11-10	21	1.2	14-0	4	7	0	2	40/2.2

SINGLE-GAME HIGHS

Points: 12, Northwest (WA) -- 11/28/18
Rebounds: 4, New Mexico St. -- 01/17/19
Assists: 2, California Baptist -- 02/02/19
Steals: 1, at Grand Canyon -- 01/05/19 ; Bryant -- 11/11/18
FG made: 5, Northwest (WA) -- 11/28/18
FG attempts: 7, California Baptist -- 02/02/19
3FG made: 2, Northwest (WA) -- 11/28/18
3FG attempts: 3, at CSU Bakersfield -- 01/03/19
FT made: 2, at Utah Valley -- 01/12/19
FT attempts: 2, at Utah Valley -- 01/12/19 ; Puget Sound -- 11/08/18



#23 Brown, Terrell

Opponent	Date	gs	min	Total		3-Pointers		Free throws		Rebounds											
				fg-fga	pct	3fg-fga	pct	ft-fga	pct	off	def	tot	avg	pf	a	t/o	blk	stl	pts	avg	
at Stanford	11/06/18	*	24	6-15	.400	0-1	.000	4-6	.667	3	3	6	6.0	1	4	2	0	0	16	16.0	
PUGET SOUND	11/08/18		21	3-4	.750	0-0	.000	2-4	.500	0	4	4	5.0	3	3	3	0	1	8	12.0	
BRYANT	11/11/18		22	5-6	.833	0-0	.000	2-4	.500	1	2	3	4.3	5	3	0	0	2	12	12.0	
WASHINGTON ST.	11/14/18		33	6-9	.667	0-1	.000	9-11	.818	2	6	8	5.3	4	3	3	0	3	21	14.3	
SOUTHERN UTAH	11/18/18		32	2-10	.200	1-1	1.000	0-0	.000	1	6	7	5.6	4	9	1	2	0	5	12.4	
DENVER	11/23/18	*	37	3-11	.273	0-0	.000	2-5	.400	4	7	11	6.5	1	10	0	0	1	8	11.7	
FAIRFIELD	11/24/18	*	33	2-6	.333	0-0	.000	4-8	.500	1	4	5	6.3	2	5	0	0	1	8	11.1	
LONGWOOD	11/25/18	*	28	1-4	.250	0-1	.000	0-0	.000	2	0	2	5.8	4	5	2	0	2	2	10.0	
NORTHWEST (WA)	11/28/18	*	33	10-13	.769	0-1	.000	6-7	.857	2	12	14	6.7	1	6	1	0	2	26	11.8	
EASTERN WASH.	12/01/18	*	32	2-7	.286	0-1	.000	0-0	.000	0	7	7	6.7	2	9	2	0	1	4	11.0	
OMAHA	12/06/18	*	33	5-9	.556	0-0	.000	2-4	.500	1	10	11	7.1	4	5	2	1	0	12	11.1	
at Washington	12/09/18	*	37	2-9	.222	0-0	.000	1-2	.500	2	4	6	7.0	3	9	3	1	1	5	10.6	
at Portland	12/17/18	*	34	7-10	.700	0-0	.000	3-4	.750	2	9	11	7.3	2	1	5	0	1	17	11.1	
PRAIRIE VIEW	12/20/18	*	17	2-2	1.000	0-0	.000	4-4	1.000	1	2	3	7.0	1	5	3	0	0	8	10.9	
at California	12/29/18	*	36	4-10	.400	0-1	.000	2-3	.667	2	4	6	6.9	5	3	0	0	2	10	10.8	
at CSU Bakersfield	01/03/19	*	36	6-14	.429	1-4	.250	5-6	.833	1	9	10	7.1	1	5	2	0	1	18	11.3	
at Grand Canyon	01/05/19	*	35	5-16	.313	0-0	.000	2-4	.500	0	6	6	7.1	4	3	3	0	0	12	11.3	
at Utah Valley	01/12/19	*	35	6-16	.375	1-2	.500	3-4	.750	1	1	2	6.8	2	4	2	0	4	16	11.6	
NEW MEXICO ST.	01/17/19		21	1-5	.200	0-0	.000	1-2	.500	1	5	6	6.7	3	1	1	0	1	3	11.1	
UTRGV	01/19/19	*	40	7-9	.778	0-1	.000	4-6	.667	1	6	7	6.8	5	4	5	1	1	18	11.5	
at Chicago State	01/24/19	*	39	4-12	.333	1-2	.500	0-0	.000	2	7	9	6.9	2	4	4	0	1	9	11.3	
at UMKC	01/26/19	*	37	8-17	.471	1-2	.500	5-8	.625	0	5	5	6.8	3	3	4	0	2	22	11.8	
CALIFORNIA BAPTIST	02/02/19	*	33	9-15	.600	2-3	.667	4-5	.800	1	3	4	6.7	2	0	3	0	0	24	12.3	
at UTRGV	02/14/19	*	36	2-8	.250	1-4	.250	4-6	.667	3	8	11	6.8	3	7	6	1	0	9	12.2	
at New Mexico St.	02/16/19	*	38	8-17	.471	2-3	.667	7-8	.875	0	5	5	6.8	4	4	2	0	1	25	12.7	
UMKC	02/21/19	*	39	8-20	.400	0-1	.000	5-6	.833	2	6	8	6.8	2	3	2	0	2	21	13.0	
CHICAGO STATE	02/23/19	*	35	9-13	.692	0-1	.000	2-3	.667	2	2	4	6.7	2	4	4	0	2	20	13.3	
UTAH VALLEY	02/26/19	*	30	6-14	.429	1-2	.500	0-2	.000	0	3	3	6.6	4	8	3	0	0	13	13.3	
at California Baptist	02/28/19	*	38	8-17	.471	1-2	.500	1-1	1.000	2	6	8	6.6	2	5	3	1	1	18	13.4	
Totals			24	944	147-318	.462	12-34	.353	84-123	.683	40	152	192	6.6	81	135	71	7	33	390	13.4

Games played: 29
 Minutes/game: 32.6
 Points/game: 13.4
 FG Pct: 46.2
 3FG Pct: 35.3
 FT Pct: 68.3

Rebounds/game: 6.6
 Assists/game: 4.7
 Turnovers/game: 2.4
 Assist/turnover ratio: 1.9
 Steals/game: 1.1
 Blocks/game: 0.2

CAREER STATS

		Total			3-Point			Rebounds									
Year	GP-GS	Min/Avg	FG-FGA	Pct	FG-FGA	Pct	FT-FTA	Pct	Off-Def	Tot	Avg	PF-FO	Ast	TO	Blk	Stl	Pts/Avg
2018-19	29-24	944/32.6	147-318	.462	12-34	.353	84-123	.683	40-152	192	6.6	81-3	135	71	7	33	390/13.4
TOTAL	29-24	944/32.6	147-318	.462	12-34	.353	84-123	.683	40-152	192	6.6	81-3	135	71	7	33	390/13.4

SINGLE-GAME HIGHS

Points: 26, Northwest (WA) -- 11/28/18
 Rebounds: 14, Northwest (WA) -- 11/28/18
 Assists: 10, Denver -- 11/23/18
 Steals: 4, at Utah Valley -- 01/12/19
 Blocks: 2, Southern Utah -- 11/18/18
 FG made: 10, Northwest (WA) -- 11/28/18
 FG attempts: 17, at UMKC -- 01/26/19 ; at New Mexico St. -- 02/16/19
 3FG made: 2, California Baptist -- 02/02/19 ; at New Mexico St. -- 02/16/19
 3FG attempts: 4, at CSU Bakersfield -- 01/03/19 ; at UTRGV -- 02/14/19
 FT made: 9, Washington St. -- 11/14/18
 FT attempts: 11, Washington St. -- 11/14/18



#24 Jones, Delante

Opponent	Date	gs	min	Total		3-Pointers		Free throws		Rebounds				pf	a	t/o	blk	stl	pts	avg
				fg-fga	pct	3fg-fga	pct	ft-fa	pct	off	def	tot	avg							
at Stanford	11/06/18	*	22	1-9	.111	0-3	.000	0-0	.000	0	1	1	1.0	2	0	1	0	0	2	2.0
PUGET SOUND	11/08/18	*	26	4-6	.667	1-2	.500	0-0	.000	0	2	2	1.5	2	1	0	0	0	9	5.5
BRYANT	11/11/18	*	26	3-13	.231	1-7	.143	1-2	.500	3	4	7	3.3	1	0	2	0	1	8	6.3
WASHINGTON ST.	11/14/18	*	36	7-15	.467	0-4	.000	1-2	.500	2	3	5	3.8	1	2	6	0	1	15	8.5
SOUTHERN UTAH	11/18/18	*	31	6-13	.462	2-6	.333	2-2	1.000	0	1	1	3.2	2	0	5	0	1	16	10.0
DENVER	11/23/18	*	28	4-7	.571	2-5	.400	1-3	.333	0	4	4	3.3	2	2	1	0	0	11	10.2
FAIRFIELD	11/24/18	*	30	7-9	.778	1-2	.500	2-3	.667	0	3	3	3.3	2	3	4	0	0	17	11.1
LONGWOOD	11/25/18	*	30	2-13	.154	2-7	.286	1-2	.500	2	0	2	3.1	1	4	1	0	0	7	10.6
EASTERN WASH.	12/01/18	*	30	8-14	.571	2-5	.400	1-1	1.000	3	3	6	3.4	3	2	2	1	0	19	11.6
OMAHA	12/06/18	*	37	9-14	.643	4-7	.571	4-5	.800	0	2	2	3.3	1	2	1	3	0	26	13.0
at Washington	12/09/18	*	37	3-11	.273	2-5	.400	2-2	1.000	2	2	4	3.4	1	1	1	0	1	10	12.7
at Portland	12/17/18	*	35	2-11	.182	1-3	.333	0-0	.000	1	5	6	3.6	3	0	2	1	0	5	12.1
PRAIRIE VIEW	12/20/18	*	19	1-4	.250	1-3	.333	4-4	1.000	0	2	2	3.5	3	2	1	0	0	7	11.7
at California	12/29/18	*	40	5-13	.385	2-3	.667	4-4	1.000	0	4	4	3.5	2	2	2	0	1	16	12.0
at CSU Bakersfield	01/03/19	*	30	5-10	.500	4-7	.571	4-4	1.000	1	0	1	3.3	1	0	3	0	1	18	12.4
at Grand Canyon	01/05/19	*	30	4-8	.500	2-3	.667	5-7	.714	1	2	3	3.3	3	0	3	0	1	15	12.6
at Utah Valley	01/12/19	*	29	6-10	.600	3-5	.600	1-2	.500	0	3	3	3.3	4	1	5	0	1	16	12.8
NEW MEXICO ST.	01/17/19	*	35	8-17	.471	2-4	.500	0-2	.000	1	1	2	3.2	2	2	3	0	1	18	13.1
UTRGV	01/19/19	*	30	2-13	.154	0-3	.000	4-4	1.000	1	2	3	3.2	3	1	2	0	0	8	12.8
at Chicago State	01/24/19	dnp	-	-	-	-	-	-	-	-	-	-	-	-	-	-	-	-	-	-
at UTRGV	02/14/19	dnp	-	-	-	-	-	-	-	-	-	-	-	-	-	-	-	-	-	-
UMKC	02/21/19	5	0-1	.000	.000	0-0	.000	0-0	.000	0	1	1	3.1	0	0	2	0	0	0	12.2
CHICAGO STATE	02/23/19	19	2-9	.222	.222	2-5	.400	4-4	1.000	2	2	4	3.1	0	1	0	0	0	10	12.0
UTAH VALLEY	02/26/19	24	6-13	.462	.462	1-7	.143	3-3	1.000	0	3	3	3.1	4	1	1	1	0	16	12.2
at California Baptist	02/28/19	*	14	1-5	.200	0-2	.000	2-2	1.000	0	0	0	3.0	2	0	1	0	0	4	11.9
Totals		20	643	96-238	.403	35-98	.357	46-58	.793	19	50	69	3.0	45	27	49	6	9	273	11.9

Games played: 23
Minutes/game: 28.0
Points/game: 11.9
FG Pct: 40.3
3FG Pct: 35.7
FT Pct: 79.3

Rebounds/game: 3.0
Assists/game: 1.2
Turnovers/game: 2.1
Assist/turnover ratio: 0.6
Steals/game: 0.4
Blocks/game: 0.3

CAREER STATS

			Total		3-Point				Rebounds									
Year	GP-GS	Min/Avg	FG-FGA	Pct	FG-FGA	Pct	FT-FTA	Pct	Off-Def	Tot	Avg	PF-FO	Ast	TO	Blk	Stl	Pts/Avg	
2015-16*	30-25	997/33.2	116-272	.426	39-106	.368	90-129	.698	26-81	107	3.6	82-0	54	79	6	22	361/12.0	
2016-17*	30-30	949/31.6	121-298	.406	39-115	.339	63-92	.685	28-74	102	3.4	89-5	53	94	7	22	344/11.5	
2018-19	23-20	643/28.0	96-238	.403	35-98	.357	46-58	.793	19-50	69	3.0	45-0	27	49	6	9	273/11.9	
TOTAL	23-20	643/28.0	96-238	.403	35-98	.357	46-58	.793	19-50	69	3.0	45-0	27	49	6	9	273/11.9	
All*	83-75	2589/31.2	333-808	.412	113-319	.354	199-279	.713	73-205	278	3.3	216-5	134	222	19	53	978/11.8	

* Statistics from prior team/school

SINGLE-GAME HIGHS

Points: 26, Omaha -- 12/06/18
Rebounds: 7, Bryant -- 11/11/18
Assists: 4, Longwood -- 11/25/18
Steals: 1, 9 times
Blocks: 3, Omaha -- 12/06/18
FG made: 9, Omaha -- 12/06/18
FG attempts: 17, New Mexico St. -- 01/17/19
3FG made: 4, at CSU Bakersfield -- 01/03/19 ; Omaha -- 12/06/18
3FG attempts: 7, 4 times
FT made: 5, at Grand Canyon -- 01/05/19
FT attempts: 7, at Grand Canyon -- 01/05/19



#25 Hundal, Anand

Opponent	Date	gs	min	Total		3-Pointers		Free throws		Rebounds				pf	a	t/o	blk	stl	pts	avg
				fg-fga	pct	3fg-fga	pct	ft-fga	pct	off	def	tot	avg							
at Stanford	11/06/18		13	5-6	.833	3-4	.750	0-0	.000	2	1	3	3.0	2	0	0	0	0	13	13.0
PUGET SOUND	11/08/18		7	2-3	.667	0-0	.000	0-1	.000	2	1	3	3.0	1	0	0	0	0	4	8.5
BRYANT	11/11/18		3	1-1	1.000	0-0	.000	0-0	.000	1	0	1	2.3	2	0	0	0	0	2	6.3
WASHINGTON ST.	11/14/18		4	0-1	.000	0-1	.000	0-0	.000	0	0	0	1.8	0	0	0	1	1	0	4.8
SOUTHERN UTAH	11/18/18		4	0-0	.000	0-0	.000	0-0	.000	0	1	1	1.6	0	0	0	0	0	0	3.8
DENVER	11/23/18		5	1-1	1.000	0-0	.000	0-0	.000	1	4	5	2.2	2	0	0	0	0	2	3.5
FAIRFIELD	11/24/18		2	0-0	.000	0-0	.000	0-0	.000	0	1	1	2.0	3	0	0	0	0	0	3.0
LONGWOOD	11/25/18		2	0-0	.000	0-0	.000	0-0	.000	1	1	2	2.0	0	0	0	1	0	0	2.6
NORTHWEST (WA)	11/28/18		3	0-1	.000	0-1	.000	0-0	.000	0	0	0	1.8	0	0	0	1	0	0	2.3
PRAIRIE VIEW	12/20/18		7	0-2	.000	0-1	.000	0-0	.000	1	0	1	1.7	1	0	1	0	0	0	2.1
at CSU Bakersfield	01/03/19		1	0-0	.000	0-0	.000	0-0	.000	0	0	0	1.5	0	0	0	0	0	0	1.9
NEW MEXICO ST.	01/17/19		6	1-2	.500	0-1	.000	0-0	.000	1	1	2	1.6	2	0	0	2	0	2	1.9
at Chicago State	01/24/19	*	26	6-9	.667	3-6	.500	2-2	1.000	3	5	8	2.1	3	0	1	2	2	17	3.1
at UMKC	01/26/19	*	30	1-4	.250	1-3	.333	1-3	.333	0	7	7	2.4	4	1	0	4	1	4	3.1
CALIFORNIA BAPTIST	02/02/19	*	21	1-3	.333	1-3	.333	0-0	.000	1	4	5	2.6	0	4	2	1	0	3	3.1
at UTRGV	02/14/19	*	13	0-3	.000	0-3	.000	0-0	.000	0	1	1	2.5	0	0	1	1	0	0	2.9
at New Mexico St.	02/16/19	*	21	2-5	.400	1-4	.250	0-0	.000	1	2	3	2.5	2	1	1	0	0	5	3.1
UMKC	02/21/19		6	0-1	.000	0-0	.000	0-0	.000	0	0	0	2.4	2	0	0	1	0	0	2.9
CHICAGO STATE	02/23/19		5	0-1	.000	0-1	.000	0-0	.000	0	0	0	2.3	1	0	0	0	0	0	2.7
UTAH VALLEY	02/26/19		1	0-0	.000	0-0	.000	0-0	.000	0	0	0	2.2	0	0	0	0	0	0	2.6
at California Baptist	02/28/19		2	0-0	.000	0-0	.000	0-0	.000	0	0	0	2.0	0	0	0	0	0	0	2.5
Totals		5	182	20-43	.465	9-28	.321	3-6	.500	14	29	43	2.0	25	6	6	14	4	52	2.5

Games played: 21

Minutes/game: 8.7

Points/game: 2.5

FG Pct: 46.5

3FG Pct: 32.1

FT Pct: 50.0

Rebounds/game: 2.0

Assists/game: 0.3

Turnovers/game: 0.3

Assist/turnover ratio: 1.0

Steals/game: 0.2

Blocks/game: 0.7

CAREER STATS

GREEN CATS																	
			Total		3-Point				Rebounds								
Year	GP-GS	Min/Avg	FG-FGA	Pct	FG-FGA	Pct	FT-FTA	Pct	Off-Def	Tot	Avg	PF-FO	Ast	TO	Blk	Stl	Pts/Avg
2018-19	21-5	182/8.7	20-43	.465	9-28	.321	3-6	.500	14-29	43	2.0	25-0	6	6	14	4	52/2.5
TOTAL	21-5	182/8.7	20-43	.465	9-28	.321	3-6	.500	14-29	43	2.0	25-0	6	6	14	4	52/2.5

SINGLE-GAME HIGHS

Points: 17, at Chicago State -- 01/24/19

Rebounds: 8, at Chicago State -- 01/24/19

Assists: 4, California Baptist -- 02/02/19

Steals: 2, at Chicago State -- 01/24/19

Blocks: 4, at UMKC -- 01/26/19

FG made: 6, at Chicago State -- 01/24/19

FG attempts: 9, at Chicago State -- 01/24/19

3FG made: 3, at Chicago State -- 01/24/19 ; at Stanford -- 11/06/18

3FG attempts: 6, at Chicago State -- 01/24/19

FT made: 2, at Chicago State -- 01/24/19

FT attempts: 3, at UMKC -- 01/26/19



#35 Grigsby, Riley

Opponent	Date	gs	min	Total		3-Pointers		Free throws		Rebounds				pf	a	t/o	blk	stl	pts	avg
				fg-fga	pct	3fg-fga	pct	ft-fa	pct	off	def	tot	avg							
at Stanford	11/06/18		8	1-4	.250	0-2	.000	0-0	.000	1	0	1	1.0	4	0	0	0	1	2	2.0
PUGET SOUND	11/08/18		13	0-3	.000	0-1	.000	3-4	.750	0	0	0	0.5	0	0	0	1	0	3	2.5
BRYANT	11/11/18	*	14	0-1	.000	0-1	.000	0-0	.000	0	2	2	1.0	3	1	1	0	0	0	1.7
WASHINGTON ST.	11/14/18	*	17	1-2	.500	0-1	.000	3-4	.750	0	4	4	1.8	4	1	1	2	0	5	2.5
SOUTHERN UTAH	11/18/18	*	16	0-1	.000	0-0	.000	0-0	.000	0	1	1	1.6	3	0	0	0	0	0	2.0
DENVER	11/23/18		16	2-5	.400	0-0	.000	2-2	1.000	1	4	5	2.2	1	0	0	2	0	6	2.7
FAIRFIELD	11/24/18		13	3-4	.750	0-0	.000	1-3	.333	2	4	6	2.7	3	0	0	0	0	7	3.3
LONGWOOD	11/25/18		9	1-1	1.000	0-0	.000	0-0	.000	0	1	1	2.5	4	0	0	0	0	2	3.1
NORTHWEST (WA)	11/28/18		10	2-3	.667	0-0	.000	1-2	.500	2	3	5	2.8	3	1	1	2	0	5	3.3
EASTERN WASH.	12/01/18		14	1-1	1.000	0-0	.000	0-0	.000	0	1	1	2.6	3	0	0	0	1	2	3.2
OMAHA	12/06/18		24	5-6	.833	0-1	.000	1-2	.500	1	3	4	2.7	1	0	0	3	0	11	3.9
at Washington	12/09/18		13	1-2	.500	0-0	.000	0-0	.000	0	0	0	2.5	2	1	0	1	0	2	3.8
at Portland	12/17/18		16	1-4	.250	0-1	.000	0-0	.000	1	0	1	2.4	2	0	2	0	0	2	3.6
PRAIRIE VIEW	12/20/18		10	2-2	1.000	0-0	.000	3-3	1.000	2	1	3	2.4	3	1	0	2	0	7	3.9
at California	12/29/18		4	0-0	.000	0-0	.000	0-0	.000	0	1	1	2.3	3	0	0	0	0	0	3.6
at CSU Bakersfield	01/03/19		13	0-1	.000	0-1	.000	0-0	.000	0	3	3	2.4	1	1	1	1	0	0	3.4
at Grand Canyon	01/05/19		7	1-2	.500	0-0	.000	4-4	1.000	1	1	2	2.4	1	0	0	0	0	6	3.5
at Utah Valley	01/12/19	*	14	1-2	.500	0-0	.000	0-0	.000	1	0	1	2.3	5	0	0	0	0	2	3.4
NEW MEXICO ST.	01/17/19		25	1-4	.250	0-1	.000	2-2	1.000	0	4	4	2.4	5	1	1	0	1	4	3.5
UTRGV	01/19/19		24	0-1	.000	0-0	.000	1-2	.500	1	3	4	2.5	3	2	0	1	1	1	3.4
at Chicago State	01/24/19	dnp	-	-	-	-	-	-	-	-	-	-	-	-	-	-	-	-	-	-
at UTRGV	02/14/19		11	1-2	.500	1-1	1.000	0-0	.000	0	3	3	2.5	3	0	1	0	0	3	3.3
at New Mexico St.	02/16/19		34	2-8	.250	0-3	.000	2-2	1.000	0	2	2	2.5	3	0	0	1	0	6	3.5
UMKC	02/21/19	*	35	4-5	.800	3-3	1.000	1-2	.500	0	2	2	2.4	3	3	0	1	1	12	3.8
CHICAGO STATE	02/23/19	*	22	3-4	.750	0-0	.000	1-2	.500	3	5	8	2.7	3	1	1	0	0	7	4.0
UTAH VALLEY	02/26/19	*	20	0-3	.000	0-2	.000	0-1	.000	0	1	1	2.6	2	1	1	0	1	0	3.8
at California Baptist	02/28/19		7	0-2	.000	0-2	.000	0-0	.000	0	1	1	2.5	1	1	1	0	0	0	3.7
Totals		7	409	33-73	.452	4-20	.200	25-35	.714	16	50	66	2.5	69	15	11	17	6	95	3.7

Games played: 26
 Minutes/game: 15.7
 Points/game: 3.7
 FG Pct: 45.2
 3FG Pct: 20.0
 FT Pct: 71.4

Rebounds/game: 2.5
 Assists/game: 0.6
 Turnovers/game: 0.4
 Assist/turnover ratio: 1.4
 Steals/game: 0.2
 Blocks/game: 0.7

CAREER STATS

Year	GP-GS	Min/Avg	Total		3-Point		FT-FTA	Pct	Off-Def	Tot	Avg	PF-FO	Ast	TO	Blk	Stl	Pts/Avg
			FG-FGA	Pct	FG-FGA	Pct											
2018-19	26-7	409/15.7	33-73	.452	4-20	.200	25-35	.714	16-50	66	2.5	69-2	15	11	17	6	95/3.7
TOTAL	26-7	409/15.7	33-73	.452	4-20	.200	25-35	.714	16-50	66	2.5	69-2	15	11	17	6	95/3.7

SINGLE-GAME HIGHS

Points: 11, Omaha -- 12/06/18
 Rebounds: 6, Fairfield -- 11/24/18
 Assists: 2, UTRGV -- 01/19/19
 Steals: 1, 4 times
 Blocks: 3, Omaha -- 12/06/18
 FG made: 5, Omaha -- 12/06/18
 FG attempts: 8, at New Mexico St. -- 02/16/19
 3FG made: 1, at UTRGV -- 02/14/19
 3FG attempts: 3, at New Mexico St. -- 02/16/19
 FT made: 4, at Grand Canyon -- 01/05/19
 FT attempts: 4, at Grand Canyon -- 01/05/19 ; Puget Sound -- 11/08/18 ; Washington St. -- 11/14/18



#41 Wall, Joe

Opponent	Date	gs	min	Total		3-Pointers		Free throws		Rebounds				pf	a	t/o	blk	stl	pts	avg
				fg-fga	pct	3fg-fga	pct	ft-fa	pct	off	def	tot	avg							
at Stanford	11/06/18		1	1-1	1.000	1-1	1.000	0-0	.000	0	0	0	0.0	0	0	0	0	0	3	3.0
PUGET SOUND	11/08/18		2	0-1	.000	0-1	.000	0-0	.000	0	0	0	0.0	1	0	0	0	0	0	1.5
BRYANT	11/11/18		1	0-0	.000	0-0	.000	0-0	.000	0	0	0	0.0	0	0	0	0	0	0	1.0
LONGWOOD	11/25/18		2	0-1	.000	0-1	.000	0-0	.000	0	0	0	0.0	0	0	0	0	0	0	0.8
NORTHWEST (WA)	11/28/18		1	0-0	.000	0-0	.000	0-0	.000	0	0	0	0.0	0	0	0	0	0	0	0.6
PRAIRIE VIEW	12/20/18		3	1-2	.500	0-1	.000	0-0	.000	1	0	1	0.2	0	0	0	0	0	2	0.8
UTRGV	01/19/19		0	0-0	.000	0-0	.000	0-0	.000	0	0	0	0.1	1	0	0	0	0	0	0.7
at Chicago State	01/24/19		1	1-2	.500	1-2	.500	0-0	.000	0	1	1	0.3	0	0	0	0	0	3	1.0
at UMKC	01/26/19		0	0-0	.000	0-0	.000	0-0	.000	0	0	0	0.2	1	0	0	0	0	0	0.9
at UTRGV	02/14/19		dnp	-	-	-	-	-	-	-	-	-	-	-	-	-	-	-	-	-
at New Mexico St.	02/16/19		1	1-2	.500	1-2	.500	0-0	.000	0	0	0	0.2	1	0	0	0	0	3	1.1
CHICAGO STATE	02/23/19		1	0-0	.000	0-0	.000	0-0	.000	0	0	0	0.2	1	0	0	0	0	0	1.0
Totals		0	13	4-9	.444	3-8	.375	0-0	.000	1	1	2	0.2	5	0	0	0	0	11	1.0

Games played: 11

Rebounds/game: 0.2

Minutes/game: 1.2

Points/game: 1.0

FG Pct: 44.4

3FG Pct: 37.5

CAREER STATS

Year	GP-GS	Min/Avg	Total		3-Point		FT-FTA	Pct	Off-Def	Tot	Avg	PF-FO	Ast	TO	Blk	Stl	Pts/Avg
			FG-FGA	Pct	FG-FGA	Pct											
2018-19	11-0	13/1.2	4-9	.444	3-8	.375	0-0	.000	1-1	2	0.2	5-0	0	0	0	0	11/1.0
TOTAL	11-0	13/1.2	4-9	.444	3-8	.375	0-0	.000	1-1	2	0.2	5-0	0	0	0	0	11/1.0

SINGLE-GAME HIGHS

Points: 3, at Chicago State -- 01/24/19 ; at New Mexico St. -- 02/16/19 ; at Stanford -- 11/06/18

Rebounds: 1, at Chicago State -- 01/24/19 ; Prairie View -- 12/20/18

FG made: 1, 4 times

FG attempts: 2, at Chicago State -- 01/24/19 ; at New Mexico St. -- 02/16/19 ; Prairie View -- 12/20/18

3FG made: 1, at Chicago State -- 01/24/19 ; at New Mexico St. -- 02/16/19 ; at Stanford -- 11/06/18

3FG attempts: 2, at Chicago State -- 01/24/19 ; at New Mexico St. -- 02/16/19



2018-19 BOX SCORES

Official Basketball Box Score -- Game Totals -- Final Statistics Seattle U vs Stanford 11/06/18 7:00 pm at Stanford, CA (Maples Pavilion)

Seattle U 74 • 0-1

#	Player	Total			3-Ptr		Rebounds			PF	TP	A	TO	Blk	Stl	Min
		FG-FGA	FG-FGA	FT-FTA	Off	Def	Total									
01	Carter, Myles	f	2-5	0-1	2-5	1	2	3	5	6	0	2	1	0	0	18
05	Kavas, Matej	g	4-7	1-3	4-6	1	3	4	3	13	0	2	0	0	0	34
13	Means, Morgan	g	5-7	1-1	0-0	0	1	1	2	11	2	2	0	0	0	31
23	Brown, Terrell	g	6-15	0-1	4-6	3	3	6	1	16	4	2	0	0	0	24
24	Jones, Delante	g	1-9	0-3	0-0	0	1	1	2	2	0	1	0	0	0	22
00	McDowell, Dashawn	g	2-7	0-0	0-0	1	2	3	4	4	0	0	0	0	1	19
02	Burke, Ian	g	0-0	0-0	1-2	1	0	1	0	1	0	0	0	0	0	3
10	Nettles, Aaron	g	0-1	0-1	0-0	0	0	0	2	0	0	1	0	0	0	9
11	Economou, Rip	g	1-2	0-1	0-0	0	0	0	0	2	0	0	0	0	0	5
12	Da Campo, Mattia	g	0-0	0-0	1-2	1	2	3	0	1	1	0	0	0	0	4
14	Vail, Matt	g	0-0	0-0	0-0	0	0	0	0	0	0	0	0	0	0	1
15	Hopkins, Trey	g	0-0	0-0	0-0	0	0	0	0	0	0	0	0	0	0	6
25	Hundal, Anand	g	5-6	3-4	0-0	2	1	3	2	13	0	0	0	0	0	13
35	Grigsby, Riley	g	1-4	0-2	0-0	1	0	1	4	2	0	0	0	0	1	8
41	Wall, Joe	g	1-1	1-1	0-0	0	0	0	0	3	0	0	0	0	0	1
Team						1	3	4								
Totals			28-64	6-18	12-21	12	18	30	25	74	7	11	1	2	2	198
FG % 1st Half: 14-28 50.0% 2nd half: 14-36 38.9% Game: 28-64 43.8% Deadball																
3FG % 1st Half: 4-7 57.1% 2nd half: 2-11 18.2% Game: 6-18 33.3% Rebounds																
FT % 1st Half: 4-6 66.7% 2nd half: 8-15 53.3% Game: 12-21 57.1% 4.1																

Stanford 96 • 2-0

#	Player		Total		3-Ptr		Rebounds			PF	TP	A TO Blk Stl				Min
			FG-FGA	FG-FGA	FT-FTA	FT-FTA	Off	Def	Tot			A	TO	Blk	Stl	
00	KZ Okpala	f	8-12	2-2	11-13	1	9	10	2	29	5	3	3	1	36	
13	Oscar Da Silva	f	2-3	0-1	0-0	1	5	6	3	4	2	3	1	1	21	
20	Josh Sharma	c	3-7	0-0	2-2	1	4	5	3	8	1	1	1	0	13	
01	Daejon Davis	g	4-7	1-1	6-7	0	0	0	4	15	2	2	0	0	21	
23	Cornac Ryan	g	5-8	5-6	1-1	1	3	4	2	16	1	1	0	2	33	
04	Isaac White		0-1	0-1	2-2	0	0	0	1	2	0	1	0	0	6	
11	Jaiden Delaire		3-7	2-3	0-0	0	5	5	5	8	0	2	1	0	25	
14	Marcus Sheffield		2-5	1-1	5-6	1	0	1	1	10	1	0	0	0	20	
15	Rodney Herenton		0-0	0-0	0-0	0	0	0	0	0	0	0	0	0	3	
32	Lukas Kisunas		1-3	0-0	0-0	1	0	1	2	2	0	0	0	0	5	
33	Trevor Stanback		1-3	0-0	0-2	1	2	3	0	2	0	0	0	0	17	
Team						3	0	3								
Totals				29-56	11-15	27-33	10	28	38	23	96	12	13	6	4	200
FG % 1st Half: 11-26			42.3%	2nd half: 18-30		60.0%	Game: 29-56		51.8%							Deadball
3FG % 1st Half: 3-4			75.0%	2nd half: 8-11		72.7%	Game: 11-15		73.3%							Rebounds
FT % 1st Half: 15-21			71.4%	2nd half: 12-12		100.0	Game: 27-33		81.8%							4.1

Officials: Randy McCall, Glen Mayberry, Chad Shepherd
Technical fouls: Seattle U-None. Stanford-None.
Attendance: 3365
2018-19 Men's Basketball. Round: 0. Seattle U vs Stanford. Played at .

Score by periods	1st	2nd	Total
Seattle U	36	38	74
Stanford	40	56	96

Official Basketball Box Score -- Game Totals -- Final Statistics Bryant vs Seattle U 11/11/18 7:00 pm at Kent, WA (accessio ShoWare Center)

Bryant 59 • 0-2

#	Player	Total			3-Ptr			Rebounds			PF	TP	A TO Blk Stl				Min
		FG-FGA	FG-FGA	FT-FTA	Off	Def	Tot	A	TO	Blk			Stl				
01	Juan Cardenas	f	0-3	0-1	1-2	0	4	4	3	1	0	0	1	1	1	20	
25	Patrick Harding	g	1-3	0-0	0-0	0	6	6	2	2	0	1	1	1	1	17	
03	Byron Hawkins	g	5-12	2-7	7-10	0	1	1	1	19	1	1	0	1	1	34	
11	Adam Grant	g	5-14	2-8	0-0	3	1	4	2	12	1	5	1	2	2	33	
22	Joe Kasperzyk	g	3-6	0-2	3-3	0	0	0	5	9	1	3	1	2	1	19	
02	Brandon Carroll	g	0-0	0-0	1-2	0	1	1	1	1	0	0	0	0	2	4	
10	Taylor McHugh	g	1-3	1-3	0-0	1	1	2	1	3	4	1	0	0	0	27	
13	Monty Urmilevicius	g	0-0	0-0	2-2	1	3	4	0	2	0	1	0	0	0	8	
14	Kyle Cardaci	g	0-3	0-3	2-2	0	3	3	3	2	0	0	0	0	0	9	
21	Tanner Johnson	g	0-2	0-2	0-0	0	0	0	1	0	0	1	0	0	0	11	
54	Sebastian Townes	g	2-5	0-0	4-4	1	2	3	5	8	0	0	0	0	0	18	
Team						0	0	0									
Totals			17-51	5-26	20-25	6	22	28	24	59	7	13	4	9	9	200	
FG % 1st Half: 9-27		33.3%	2nd half: 8-24		33.3%	Game: 17-51		33.3%	Deadball						Rebounds		
3FG % 1st Half: 2-11		18.2%	2nd half: 3-15		20.0%	Game: 5-26		19.2%							3,2		
FT % 1st Half: 4-4		100.0	2nd half: 16-21		76.2%	Game: 20-25		80.0%									

Seattle U 82 • 2-1

#	Player	Total			3-Ptr		Rebounds			PF	TP	A TO Blk Stl				Min
		FG-FGA	FG-FGA	FT-FTA	Off	Def	Tot	A	TO			Blk	Stl			
01	Carter, Myles	f	10-17	1-1	4-6	6	5	11	4	25	2	3	3	0	0	33
05	Kavas, Matej	g	2-9	1-5	0-0	1	3	4	3	5	1	0	0	2	28	
13	Means, Morgan	g	7-13	2-5	5-7	0	8	8	2	21	3	3	0	0	37	
24	Jones, Delante	g	3-13	1-7	1-2	3	4	7	1	8	0	2	0	1	26	
35	Grigsby, Riley	g	0-1	0-1	0-0	0	2	2	3	0	1	1	0	0	14	
00	McDowell, Dashawn	g	0-0	0-0	0-0	0	1	1	0	0	0	1	0	0	6	
02	Burke, Ian	g	0-0	0-0	3-4	0	1	1	2	3	0	2	0	1	4	
10	Nettles, Aaron	g	2-3	2-3	0-0	0	1	1	0	6	0	0	0	1	15	
11	Economou, Rip	g	0-0	0-0	0-0	0	0	0	1	0	0	0	0	0	3	
12	Da Campo, Mattia	g	0-0	0-0	0-0	0	1	1	0	0	0	0	0	0	3	
14	Vail, Matt	g	0-0	0-0	0-0	0	0	0	0	0	0	0	0	0	1	
15	Hopkins, Trey	g	0-2	0-0	0-0	1	0	1	0	0	0	1	0	1	4	
23	Brown, Terrell	g	5-6	0-0	2-4	1	2	3	5	12	3	0	0	2	22	
25	Hundal, Anand	g	1-1	0-0	0-0	1	0	1	2	2	0	0	0	0	3	
41	Wall, Joe	g	0-0	0-0	0-0	0	0	0	0	0	0	0	0	0	1	
Team						0	0	0								
Totals			30-65	7-22	15-23	13	28	41	23	82	10	13	3	8	200	
FG % 1st Half: 14-34		41.2%	2nd half: 16-31		51.6%	Game: 30-65		46.2%	Deadball							
3FG % 1st Half: 2-9		22.2%	2nd half: 5-13		38.5%	Game: 7-22		31.8%	Rebounds							
FT % 1st Half: 3-5		60.0%	2nd half: 12-18		66.7%	Game: 15-23		65.2%							6.2	

Officials: Jimmy Casas, Greg Nixon, Mark Cook
Technical fouls: Bryant-None. Seattle U-None.
Attendance: 1236
2018-19 Men's Basketball. Round: 0. Bryant vs Seattle U. Played at .

Score by periods	1st	2nd	Total
Bryant	24	35	59
Seattle U	33	49	82

Start FG - Bryant 2nd-01:45, SU 2nd-00:47.
Largest lead - Bryant None, SU led for 36:01. Game was tied for 03:59.
Score tied - 2 times.
Lead changed - 0 times.

Official Basketball Box Score -- Game Totals -- Final Statistics Puget Sound vs Seattle U 11/08/18 7:00 pm at Seattle, WA (Redhawk Center)

Puget Sound 67

#	Player		Total		3-Ptr		Rebounds			PF	TP	A TO Blk Stl				Min
			FG-FGA	FG-FGA	FT-FTA	Off	Def	Tot	A			TO	Blk	Stl		
24	Zion Shepherd	f	5-11	0-0	3-4	2	1	3	2	13	0	2	2	2	22	
10	Stellan Roberts	c	4-12	1-3	5-6	1	7	8	4	14	2	5	0	3	31	
21	Jimmy Wohrer	g	5-20	1-10	0-0	2	0	2	2	11	0	3	0	1	35	
25	Max Basile	g	1-5	1-2	4-4	1	5	6	4	7	0	4	0	1	25	
33	Gabriel Chaikin	g	4-6	0-1	5-7	1	1	2	3	13	0	1	0	1	23	
00	Jakhal Dillingham	g	0-0	0-0	2-2	0	0	0	0	2	0	0	0	0	5	
01	Cal Hansen	g	1-2	0-0	2-2	0	3	3	0	4	1	0	0	0	21	
05	Zach Gelacio	g	1-3	0-1	1-2	1	0	1	2	3	0	2	0	0	17	
22	Josh McMillan	g	0-0	0-0	0-0	0	2	2	2	0	0	0	0	0	7	
30	Isaiah Africano	g	0-0	0-0	0-0	0	1	1	5	0	0	1	0	0	10	
32	Griffin Webb	g	0-0	0-0	0-0	0	1	1	0	0	0	0	0	0	3	
Team			FG-FGA	FG-FGA	FT-FTA	0	0	0	0							
Totals			21-59	11-18	22-27	8	21	29	24	67	3	18	2	8	199	
FG % 1st Half: 10-31			32.3%	2nd half: 11-28	39.3%	Game: 21-59			35.6%						Deadball	
3FG % 1st Half: 2-8			25.0%	2nd half: 1-9	11.1%	Game: 3-17			17.6%						Rebounds	
FT % 1st Half: 4-4			100.0%	2nd half: 18-23	78.3%	Game: 22-27			81.5%						2,1	



2018-19 BOX SCORES

Official Basketball Box Score -- Game Totals -- Final Statistics Southern Utah vs Seattle U 11/18/18 2:00 pm at Seattle, WA (Redhawk Center)

Southern Utah 73 • 2-0

#	Player	Total		3-Ptr		Rebounds		PF	TP	A	TO	Blk	Stl	Min
		FG-FGA	FG-FGA	FT-FTA	Off Def Tot	PF	TP							
25	Dwayne Morgan	r	3-8	1-4	0-0	0 5 5	3 7	0 3 1	1	27				
32	Andre Adams	r	6-14	0-3	3-4	2 6 8	2 15	0 1 0	0	30				
03	Jason Richardson	g	0-5	0-0	2-3	1 1 2	1 2	1 2 0	0	16				
04	Dre Marin	g	2-4	1-2	3-4	0 1 1	1 8	2 0 0	2	37				
23	Cameron Oluyitan	g	5-10	1-3	4-4	0 2 2	0 15	1 3 1	2	34				
02	Brandon Better	g	3-7	2-2	5-5	1 1 2	1 13	0 0 0	0	13				
10	Jacob Calloway	g	0-0	0-0	1-2	0 2 2	0 1	0 0 0	0	10				
15	Harrison Butler	g	3-4	0-0	3-5	2 6 8	3 9	1 2 0	0	23				
22	Ivan Madunic	g	1-3	1-2	0-0	0 5 5	2 3	1 0 1	0	10				
Team					1 6 7									
Totals			23-55	6-16	21-27	7 35 42	13 73	6 11 3	5	200				

FG % 1st Half: 10-29 34.5% 2nd half: 13-26 50.0% Game: 23-55 41.8% Deadball Rebounds 3
3FG % 1st Half: 3-11 27.3% 2nd half: 3-5 60.0% Game: 6-16 37.5%
FT % 1st Half: 12-14 85.7% 2nd half: 9-13 69.2% Game: 21-27 77.8%

Seattle U 70 • 3-2

#	Player	Total		3-Ptr		Rebounds		PF	TP	A	TO	Blk	Stl	Min
		FG-FGA	FG-FGA	FT-FTA	Off Def Tot	PF	TP							
01	Carter, Myles	r	7-10	0-0	0-5	2 5 7	3 14	2 1 3	0	25				
05	Kavas, Matej	g	5-13	2-7	0-0	1 6 7	2 12	0 3 0	2	32				
13	Means, Morgan	g	5-15	3-7	1-1	4 3 7	5 14	2 0 0	1	39				
24	Jones, Delante	g	6-13	2-6	2-2	0 1 1	2 16	0 5 0	1	31				
35	Grigsby, Riley	g	0-1	0-0	0-0	0 1 1	3 0	0 0 0	0	16				
10	Nettles, Aaron	g	3-5	3-5	0-0	0 2 2	3 9	0 0 0	2	17				
12	Da Campo, Mattia	g	0-2	0-0	0-0	0 0 0	0 0	0 1 0	0	4				
23	Brown, Terrell	g	2-10	1-1	0-0	1 6 7	4 5	1 2 0	0	32				
25	Hundal, Anand	g	0-0	0-0	0-0	0 1 1	0 0	0 0 0	0	4				
Team					2 3 5									
Totals			28-69	11-26	3-8	10 28 38	22 70	15 11 5	6	200				

FG % 1st Half: 13-33 39.4% 2nd half: 15-36 41.7% Game: 28-69 40.6% Deadball Rebounds 1
3FG % 1st Half: 4-11 36.4% 2nd half: 7-15 46.7% Game: 11-26 42.3%
FT % 1st Half: 1-1 100.0% 2nd half: 2-7 28.6% Game: 3-8 37.5%

Officials: Frank Harvey III, Michael Irving, Verne Harris
Technical fouls: Southern Utah-None. Seattle U-None.

Attendance: 999

2018-19 Men's Basketball. Round: 0. Seattle U vs Southern Utah. Played at .

Score by periods	1st	2nd	Total
Southern Utah	35	38	73
Seattle U	31	39	70

Last FG - SUU 2nd-01:53, SU 2nd-00:02.

Score tied - 5 times.

Official Basketball Box Score -- Game Totals -- Final Statistics Fairfield vs Seattle U 11/24/18 3:00 pm at Seattle, WA (Redhawk Center)

Fairfield 80 • 1-5

#	Player	Total		3-Ptr		Rebounds		PF	TP	A	TO	Blk	Stl	Min
		FG-FGA	FG-FGA	FT-FTA	Off Def Tot	PF	TP							
13	Jonathan Kasibabu	c	2-4	0-2	3-6	1 1 2	5 7	3 1 0	1	12				
00	Neffali Alvarez	g	7-15	2-4	0-1	1 3 4	3 16	3 3 0	0	25				
02	Taj Benning	g	1-6	0-1	3-3	0 3 3	4 5	2 1 0	1	27				
24	Jesus Cruz	g	6-11	1-3	0-0	2 4 6	5 13	0 0 0	1	29				
25	Landon Taliaferro	g	4-10	4-4	0-0	0 0 0	4 12	1 1 0	0	26				
01	Felix Lemetti	g	3-6	3-5	0-1	0 1 1	4 9	1 0 0	0	1	26			
05	Aidas Kavaliauskas	g	1-1	1-1	2-2	0 0 0	2 5	1 0 0	1	16				
11	Calvin Whipple	g	0-3	0-3	0-0	1 1 2	1 0	0 0 1	0	11				
14	Matija Milin	g	1-4	0-1	2-2	1 1 2	2 4	0 0 0	0	11				
15	Wassef Methnani	g	2-7	0-2	5-5	0 3 3	3 9	0 0 1	1	17				
Team					0 0 0									
Totals			27-67	11-26	15-20	6 17 23	33 80	11 7 2	6	200				

FG % 1st Half: 10-34 29.4% 2nd half: 17-33 51.5% Game: 27-67 40.3% Deadball Rebounds 3,2
3FG % 1st Half: 4-17 23.5% 2nd half: 7-9 77.8% Game: 11-26 42.3%
FT % 1st Half: 7-8 87.5% 2nd half: 8-12 66.7% Game: 15-20 75.0%

Seattle U 83 • 5-2

#	Player	Total		3-Ptr		Rebounds		PF	TP	A	TO	Blk	Stl	Min
		FG-FGA	FG-FGA	FT-FTA	Off Def Tot	PF	TP							
01	Carter, Myles	r	4-5	0-0	4-7	0 5 5	5 12	0 4 4	0	25				
05	Kavas, Matej	g	6-11	3-3	5-6	1 8 9	1 20	2 0 0	0	39				
13	Means, Morgan	g	1-7	1-2	13-16	2 7 9	3 16	2 6 0	0	35				
23	Brown, Terrell	g	2-6	0-0	4-8	1 4 5	2 8	5 0 0	1	33				
24	Jones, Delante	g	7-9	1-2	2-3	0 3 3	2 17	3 4 0	0	30				
10	Nettles, Aaron	g	1-2	1-2	0-0	0 2 2	2 3	1 0 0	0	16				
12	Da Campo, Mattia	g	0-0	0-0	0-0	1 0 1	0 0	0 0 0	0	2				
15	Hopkins, Trey	g	0-1	0-1	0-0	0 1 1	0 0	0 1 0	0	5				
25	Hundal, Anand	g	0-0	0-0	0-0	1 1 1	3 0	0 0 0	0	2				
35	Grigsby, Riley	g	3-4	0-0	1-3	2 4 6	3 7	0 0 0	0	13				
Team					0 0 0									
Totals			24-45	6-10	29-43	7 35 42	21 83	13 16 4	1	200				

FG % 1st Half: 10-19 52.6% 2nd half: 14-26 53.8% Game: 24-45 53.3% Deadball Rebounds 9,1
3FG % 1st Half: 4-6 66.7% 2nd half: 2-4 50.0% Game: 6-10 60.0%
FT % 1st Half: 14-22 63.6% 2nd half: 15-21 71.4% Game: 29-43 67.4%

Officials: Marc A. Beasley, Jimmy Casas, Gregory Nixon
Technical fouls: Fairfield-None. Seattle U-None.

Attendance: 809

2018-19 Men's Basketball. Round: 0. Fairfield vs Seattle U. Played at .

Score by periods	1st	2nd	Total
Fairfield	31	49	80
Seattle U	38	45	83

Points	In Paint	Off T/O	2nd Chance	Fast Break	Bench
FU	30	15	4	9	27
SU	28	9	8	9	10

@seattleumb • #TogetherWeSoar

Official Basketball Box Score -- Game Totals -- Final Statistics Denver vs Seattle U 11/23/18 3:00 pm at Seattle, WA (Redhawk Center)

Denver 63 • 1-3

#	Player	Total		3-Ptr		Rebounds		PF	TP	A	TO	Blk	Stl	Min
		FG-FGA	FG-FGA	FT-FTA	Off Def Tot	PF	TP							
25	Ronnie Harrell Jr.	r	2-8	0-2	1-2	0 1 1	2 4	2 3 0	0	23				
30	Donoven Carlisle	r	3-4	1-1	1-2	2 6 8	1 8	1 0 1	2	31				
32	Abiola Akintola	r	1-8	0-0	0-0	3 4 7	2 2	0 0 0	0	17				
00	Ade Murkey	g	2-5	0-0	1-2	0 2 2	2 2	1 2 2	0	23				
04	Taelyr Gatlin	g	4-7	2-2	0-0	0 2 2	2 10	2 1 0	0	27				
01	David Nzekwesi	g	0-2	0-1	6-6	0 5 5	0 6	1 0 0	0	11				
03	Jase Townsend	g	4-11	3-6	0-0	0 3 3	2 11	1 3 0	0	21				
05	Elvin Rodriguez	g	3-4	0-0	2-3	1 0 1	1 8	1 0 0	0	16				
10	Joseph Lanzi	g	3-6	1-3	0-0	1 1 2	0 7	0 0 0	0	15				
12	Alperen Kurnaz	g	1-6	0-2	0-0	1 4 5	5 2	1 2 0	0	16				
Team					0 0 0									
Totals			23-61	7-17	10-13	8 28 36	17 63	10 12 4	2	200				

FG % 1st Half: 11-33 33.3% 2nd half: 12-28 42.9% Game: 23-61 37.7% Deadball Rebounds 1,1
3FG % 1st Half: 4-8 50.0% 2nd half: 3-9 33.3% Game: 7-17 41.2%
FT % 1st Half: 2-2 100.0% 2nd half: 8-11 72.7% Game: 10-13 76.9%

Seattle U 82 • 4-2

		Total			3-Ptr		Rebounds								
#	Player	FG	FGA	FT	FTA	Off	Def	Tot	PF	TP	A	TO	Blk	Stl	Min
01	Carter, Myles	r	4-6	0-0	1-2	0	2	2	4	9	1	2	2	0	19
05	Kavas, Matej	g	5-13	3-9	2-2	1	6	7	0	15	0	3	0	0	31
13	Means, Morgan	g	8-13	6-9	4-4	0	3	3	3	26	2	0	0	2	32
23	Brown, Terrell	g	3-11	0-0	2-5	4	7	11	1	8	10	0	0	1	37
24	Jones, Delante	g	4-7	2-5	1-3	0	4	4	2	11	2	1	0	0	28
02	Burke, Ian		0-1	0-1	0-0	0	0	0	0	0	0	0	0	0	2
10	Nettles, Aaron		1-3	1-1	0-0	0	0	0	1	3	0	0	0	0	9
11	Economou, Rip		0-1	0-1	0-0	0	0	0	1	0	0	0	0	0	3
12	Da Campo, Mattia		0-0	0-0	0-0	0	0	0	0	0	0	1	0	0	4
14	Vail, Matt		0-0	0-0	0-0	0	0	0	0	0	0	0	0	0	1
15	Hopkins, Trey		1-2	0-1	0-0	1	0	1	0	2	0	0	0	0	13
25	Hundal, Anand		1-1	0-0	0-0	1	4	5	2	2	0	0	0	0	5
35	Grigsby, Riley		2-5	0-0	2-2	1	4	5	1	6	0	0	2	0	16
Team						0	1	1							
Totals			29-63	12-27	12-18	8	31	39	15	82	15	7	4	3	200



Official Basketball Box Score -- Game Totals -- Final Statistics

Eastern Wash. vs Seattle U

12/01/18 5:00 pm at Seattle, WA (Redhawk Center)

Eastern Wash. 68 • 1-5

		Total		3-Ptr		Rebounds											
##	Player		FG-FGA	FG-FGA	FT-FTA	Off	Def	Total	PF	TP	A	TO	Blk	Stl	Min		
34	Jesse Hunt	r	9-16	3-7	5-7	2	8	10	4	26	1	2	0	1	31		
02	Ty Gibson	g	0-3	0-3	0-0	1	2	3	3	0	0	0	0	0	26		
10	Jacob Davison	g	1-5	0-3	1-1	0	2	2	1	3	1	2	0	0	21		
11	Jack Perry	g	1-6	0-4	0-0	1	6	7	0	2	2	1	0	0	36		
13	Luka Vulicik	g	7-12	0-3	4-6	0	3	3	3	18	3	2	0	0	29		
00	Tyler Kidd		1-1	0-0	0-0	0	0	0	1	2	0	1	0	0	5		
01	Austin Fadal		2-5	0-3	0-0	0	0	0	1	4	0	1	0	0	14		
20	Cody Benzel		2-4	1-3	0-0	0	0	0	1	5	0	0	0	0	15		
22	Elijah Jackson		2-2	0-0	1-4	0	2	2	3	5	1	1	1	1	13		
24	Kim Aiken Jr.		0-1	0-1	0-0	0	5	5	0	0	1	0	0	0	4		
35	Tanner Groves		1-3	1-1	0-0	1	0	1	2	3	0	1	0	0	6		
	Team					0	0	0									

Totals			26-58 5-28 11-18	5	28	33 19	68	9	11	1	2 200	
FG % 1st Half:	11-32	34.4%	2nd half:	15-26	57.7%	Game:	26-58	44.8%				Deadball
3FG % 1st Half:	2-17	11.8%	2nd half:	3-11	27.3%	Game:	5-28	17.9%				Rebounds
FT % 1st Half:	1-1	100.0	2nd half:	10-17	58.8%	Game:	11-18	61.1%				5

Seattle U 88 • 8-2

Seattle U 88 • 8-2																	
##	Player		Total		3-Ptr		Rebounds						A	T	Blk	Stl	Min
			FG-FGA	FG-FGA	FT-FTA	Off	Def	Total	PF	TP							
01	Carter, Myles	f	10-15	0-0	3-9	2	6	8	2	23	0	1	1	0	30		
05	Kavas, Matej	g	7-14	4-7	0-0	0	6	6	2	18	0	0	0	1	37		
13	Means, Morgan	g	5-11	2-5	4-5	1	4	5	3	16	7	0	0	5	40		
23	Brown, Terrell	g	2-7	0-1	0-0	0	7	7	2	4	9	2	0	1	32		
24	Jones, Delante	g	8-14	2-5	1-1	3	3	6	3	19	2	2	1	0	30		
10	Nettles, Aaron		2-5	1-4	1-2	0	1	1	1	6	1	0	0	2	17		
35	Grigsby, Riley		1-1	0-0	0-0	0	1	1	3	2	0	0	0	1	14		
Team						0	0	0									
Totals			35-67	9-22	9-17	6	28	34	16	88	19	5	2	10	200		
FG % 1st Half: 16-35			45.7%	2nd half: 19-32		59.4%	Game: 35-67		52.2%	Deadball							
3FG % 1st Half: 5-11			45.5%	2nd half: 4-11		36.4%	Game: 9-22		40.9%	Rebound							
FT % 1st Half: 2-7			28.6%	2nd half: 7-10		70.0%	Game: 9-17		52.9%	6,							

Officials: Ryan Holmes,Ruben Ramos,D.G. Nelson
Technical fouls: Eastern Wash.-None. Seattle U-None.
Attendance: 999
2018-19 Men's Basketball. Round: 0. Eastern Wash. vs Seattle U. Played at .

Score by periods	1st	2nd	Total
Eastern Wash.	25	43	68
Seattle U.	22	42	64

Seattle 0	33	43	55	SU	42	14	9	5	8
-----------	----	----	----	----	----	----	---	---	---

Last FG - EWU 2nd-04:24, SU 2nd-00:32.
Largest lead - EWU by 5 1st-16:18, SU by 20 2nd-11:07.
EWU led for 04:08, SU led for 24:54. Game was tied for 00:59.
Score tied - 1 time.
Lead changed - 4 times.

Last FG - EWU 2nd-04:24, SU 2nd-00:32.
Largest lead - EWU by 5 1st-16:18, SU by 20 2nd-11:07.
EWU led for 04:08. SU led for 34:54. Game was tied for 00:58.

Official Basketball Box Score -- Game Totals -- Final Statistics

Seattle U vs Washington

12/09/18 6:00 pm at Seattle, WA (Alaska Airlines Arena)

Seattle U 62 • 9-3

Seattle U 62 • 9-3																	
##	Player		Total		3-Ptr		Rebounds				PF	TP	A	TO	Blk	Stl	Min
			FG-FGA	FG-FGA	FT-FTA	Off	Def	Total									
01	Carter, Myles	f	6-15	0-0	3-6	4	3	7	4	15	2	2	0	1		31	
05	Kavas, Matej	g	1-7	1-4	6-7	1	6	7	3	9	0	2	0	0		34	
13	Means, Morgan	g	8-16	3-7	2-2	0	2	2	4	21	3	2	0	3		40	
23	Brown, Terrell	g	2-9	0-0	1-2	2	4	6	3	5	9	3	1	1		37	
24	Jones, Delante	g	3-11	2-5	2-2	2	2	4	1	10	1	1	0	1		37	
30	Nettles, Aaron		0-0	0-0	0-0	0	1	1	0	0	0	1	0	1		8	
15	Grigsby, Riley		1-2	0-0	0-0	0	1	0	0	2	1	0	1	0		13	
	Team					1	1	2									
Totals			21-60	6-16	14-19	10	19	29	17	62	16	11	2	7		200	
FG % 1st Half: 10-29 34.5%			2nd half: 11-31 35.5%			Game: 21-60 35.0%			Deadball								

3FG % 1st Half: 4-11 36.4%	2nd Half: 2-5 40.0%	Game: 6-16 37.5%	Rebounds
FT % 1st Half: 10-13 76.9%	2nd Half: 4-6 66.7%	Game: 14-19 73.7%	3,2

Washington 70 • 7-3

	Total	3-Ptr	Rebounds
--	-------	-------	----------

Washington 70 • 7-3

#	Player		Total			3-Ptr		Rebounds				PF	TP	A	TO	Blk	Stl	Min
			FG-FGA	FG-FGA	FT-FTA	Off	Def	Tot										
04	Matisse Thybulle	f	2-6	0-3	2-4	1	2	3	3	6	3	2	3	3			27	
13	Harmer Wright	f	0-2	0-1	0-0	0	2	2	1	0	0	0	0	0			14	
15	Noah Dickerson	f	4-6	0-0	5-6	3	3	6	3	13	1	0	0	2			25	
01	David Crisp	g	4-12	1-4	2-2	1	3	4	2	11	1	2	0	2			36	
05	Jaylen Nowell	g	7-13	1-2	3-4	2	7	9	2	18	3	5	1	0			36	
00	Jamal Bey		1-1	0-0	0-1	0	1	1	0	2	1	1	0	0			8	
11	Nahziah Carter		2-5	1-1	0-0	0	1	1	1	5	0	3	0	1			17	
22	Dominic Green		4-7	3-6	0-0	0	7	7	1	11	0	2	1	0			26	
33	Sam Timmins		2-3	0-0	0-0	1	2	3	2	4	0	1	1	0			11	
	Team					3	3	4	1									
Totals			26-55	6-17	12-17	11	29	40	15	70	9	16	6	8			200	
FG % 1st Half: 16-28			57.1%	2nd half: 10-27			37.0%	Game: 26-55			47.3%	Deadball						
3FG % 1st Half: 6-9			66.7%	2nd half: 0-8			0.0%	Game: 6-17			35.3%	Rebound						
FT % 1st Half: 3-6			50.0%	2nd half: 9-11			81.8%	Game: 12-17			70.6%	2.2						

Officials: Chris Rastatter, Randy McCall, Michael Irving
 Technical fouls: Seattle U-None. Washington-TEAM.
 Attendance: 6688

Score by periods	1st	2nd	Total	In	Off	2nd	Fast
------------------	-----	-----	-------	----	-----	-----	------

Score by periods	1st	2nd	Total
------------------	-----	-----	-------

Seattle U	34	28	62	Points	Paint	1/0	Chance	Break	Pench
SU	24	11		24	11		1	3	2
Washington	41	29	70	UW	36	10	13	11	22

Last FG - SU 2nd-01:24, UW 2nd-01:03

Score tied - 3 times

Largest lead - SU by 5 1st-18:15, UW by 20 2nd-13:21.
SU led for 02:04, UW led for 34:22. Game was tied for 03:29.

2018-19 SEATTLE U MEN'S BASKETBALL GAME NOTES • 30



2018-19 BOX SCORES

Official Basketball Box Score -- Game Totals -- Final Statistics Seattle U vs Portland 12/17/18 7:00 pm at Portland, OR (Chiles Center)

Seattle U 67 • 10-3

#	Player	Total		3-Ptr		Rebounds			PF	TP	A	TO	Blk	Stl	Min
		FG-FGA	FG-FGA	FT-FTA	Off Def Tot										
12	Carter, Myles	f	3-5	0-0	5-7	4	8	12	4	11	0	1	2	2	30
05	Kavas, Matej	g	4-9	2-4	1-4	0	5	5	2	11	0	2	1	0	35
13	Means, Morgan	g	4-10	1-4	7-10	0	6	6	4	16	3	4	0	0	35
23	Brown, Terrell	g	7-10	0-0	3-4	2	9	11	2	17	1	5	0	1	34
24	Jones, Delante	g	2-11	1-3	0-0	1	5	6	3	5	0	2	1	0	35
10	Nettles, Aaron		1-2	1-2	2-2	0	0	0	2	5	0	0	0	0	15
12	Da Campo, Mattia		0-0	0-0	0-0	0	0	0	0	0	0	0	0	0	0+
15	Hopkins, Trey		0-0	0-0	0-0	0	0	0	0	0	0	0	0	0	0+
35	Grigsby, Riley		1-4	0-1	0-0	1	0	1	2	2	0	2	0	0	16
Team					2	0	2								
Totals			22-51	5-14	18-27	10	33	43	19	67	4	16	4	3	200

FG % 1st Half: 15-27 55.6% 2nd half: 7-24 29.2% Game: 22-51 43.1% Deadball Rebounds 6
3FG % 1st Half: 4-7 57.1% 2nd half: 1-7 14.3% Game: 5-14 35.7%
FT % 1st Half: 5-10 50.0% 2nd half: 13-17 76.5% Game: 18-27 66.7%

Portland 56 • 6-7

#	Player	Total		3-Ptr		Rebounds			PF	TP	A	TO	Blk	Stl	Min
		FG-FGA	FG-FGA	FT-FTA	Off Def Tot										
12	Theo Akwuba	c	0-2	0-0	0-2	1	0	1	3	0	0	0	1	0	9
02	JoJo Walker	g	5-13	1-4	2-4	1	3	4	3	13	2	2	0	5	34
10	Marcus Shaver Jr.	g	4-16	3-7	0-0	0	1	1	5	11	1	3	0	1	31
11	Josh McSwiggan	g	5-12	2-6	2-2	1	4	5	2	14	2	3	0	0	35
13	Franklin Porter	g	1-6	0-2	0-0	0	5	5	4	2	3	2	1	0	38
01	Malcolm Porter		0-1	0-0	1-2	0	0	0	0	1	0	0	0	0	5
14	Tahirou Diabate		2-3	0-0	0-3	1	3	4	2	4	0	2	2	0	19
32	Hugh Hogland		1-1	0-0	2-6	5	1	6	2	4	0	2	1	0	10
33	Jacob Tryon		2-3	0-0	0-0	2	2	4	0	4	1	1	0	0	9
55	Xavier Hallinan		1-1	1-1	0-0	0	0	0	0	3	1	0	0	0	10
Team					2	2	4								
Totals			21-58	7-20	7-19	13	21	34	21	56	10	15	5	6	200

FG % 1st Half: 8-25 32.0% 2nd half: 13-33 39.4% Game: 21-58 36.2% Deadball Rebounds 3,1
3FG % 1st Half: 4-9 44.4% 2nd half: 3-11 27.3% Game: 7-20 35.0%
FT % 1st Half: 2-6 33.3% 2nd half: 5-13 38.5% Game: 7-19 36.8%

Officials: Levon Zakarian, Mike Scyphers, Eric Curry
Technical fouls: Seattle U-None. Portland-Tahirou Diabate.
Attendance: 1553
2018-19 Men's Basketball. Round: 0. Portland vs Seattle U. Played at .

Score by periods	1st	2nd	Total								
Seattle U	39	28	67	Points	In Paint	Off T/O	2nd Chance	Fast Break	Bench		
Portland	22	34	56	SU	26	13	12	8	7		
				UP	22	10	16	9	16		

Last FG - SU 2nd-01:45, UP 2nd-00:47.
Largest lead - SU by 21 21:02:48, UP None.
SU led for 39:16. UP led for 00:00. Game was tied for 00:44.
Score tied - 0 times.
Lead changed - 0 times.

Official Basketball Box Score -- Game Totals -- Final Statistics Seattle U vs California 12/29/18 5:00 pm at Berkeley, CA (Haas Pavilion)

Seattle U 82 • 12-3

#	Player	Total		3-Ptr		Rebounds			PF	TP	A	TO	Blk	Stl	Min
		FG-FGA	FG-FGA	FT-FTA	Off Def Tot										
01	Carter, Myles	f	11-18	0-0	4-7	4	9	13	4	26	0	3	1	0	40
12	Da Campo, Mattia	g	0-0	0-0	0-0	1	1	2	5	0	0	1	0	2	27
13	Means, Morgan	g	4-12	0-3	16-16	2	4	6	4	24	3	4	0	1	40
23	Brown, Terrell	g	4-10	0-1	2-3	2	4	6	5	10	3	0	0	2	36
24	Jones, Delante	g	5-13	2-3	4-4	0	4	4	2	16	2	2	0	1	40
10	Nettles, Aaron		0-0	0-0	4-6	0	0	0	3	4	0	0	0	0	7
15	Hopkins, Trey		1-2	0-1	0-0	1	1	2	2	2	0	1	0	0	6
35	Grigsby, Riley		0-0	0-0	0-0	0	1	1	3	0	0	0	0	0	4
Team					4	0	4								
Totals			25-55	2-8	30-36	14	24	38	28	82	8	11	1	6	200

FG % 1st Half: 15-26 57.7% 2nd half: 10-29 34.5% Game: 25-55 45.5% Deadball Rebounds 4
3FG % 1st Half: 1-5 20.0% 2nd half: 1-3 33.3% Game: 2-8 25.0%
FT % 1st Half: 9-11 81.8% 2nd half: 21-25 84.0% Game: 30-36 83.3%

California 73 • 5-7

#	Player	Total		3-Ptr		Rebounds			PF	TP	A	TO	Blk	Stl	Min
		FG-FGA	FG-FGA	FT-FTA	Off Def Tot										
11	Justice Sueing	f	4-11	1-5	6-6	1	3	4	3	15	2	0	0	0	36
22	Andre Kelly	g	2-6	0-0	3-4	5	5	10	5	7	2	2	4	1	34
34	Grant Anticevich	f	1-3	1-2	0-0	2	1	3	2	3	0	2	0	0	15
01	Darius McNeill	g	7-15	2-6	3-5	0	1	1	4	19	1	0	0	0	34
03	Paris Austin	g	5-12	0-0	10-11	0	5	5	3	20	2	3	0	0	32
02	Juhwan Harris-Dyson		1-3	0-0	0-0	1	3	4	3	2	0	3	1	1	20
15	Roman Davis		1-1	0-0	0-0	0	0	0	2	2	0	1	0	0	3
20	Matt Bradley		0-2	0-0	2-4	1	0	1	5	2	0	1	0	1	17
24	Jacobi Gordon		1-1	1-1	0-0	0	0	0	2	3	1	0	0	1	9
Team					2	0	2								
Totals			22-54	5-14	24-30	12	18	30	29	73	8	12	5	5	200

FG % 1st Half: 9-21 42.9% 2nd half: 13-33 39.4% Game: 22-54 40.7% Deadball Rebounds 2
3FG % 1st Half: 3-4 75.0% 2nd half: 2-10 20.0% Game: 5-14 35.7%
FT % 1st Half: 10-13 76.9% 2nd half: 14-17 82.4% Game: 24-30 80.0%

Officials: D.G. Nelson, Rick Randall, Deron White
Technical fouls: Seattle U-None. California-None.
Attendance: 4104
2018-19 Men's Basketball. Round: 0. California vs Seattle U. Played at .

Score by periods	1st	2nd	Total		Points	In Paint	Off T/O	2nd Chance	Fast Break	Bench
Seattle U	40	42	82		SU	32	17	19	15	6
California	31	42	73		CAL	26	8	6	6	9

Last FG - SU 2nd-02:18, CAL 2nd-00:04.
Largest lead - SU by 18 1st-07:36, CAL by 2 1st-19:26.
SU led for 37:11. CAL led for 01:31. Game was tied for 01:18.
Score tied - 1 time.
Lead changed - 5 times.

Official Basketball Box Score -- Game Totals -- Final Statistics Prairie View vs Seattle U 12/20/18 7:00 pm at Seattle, WA (Redhawk Center)

Prairie View 64 • 1-10

#	Player	Total		3-Ptr		Rebounds			PF	TP	A	TO	Blk	Stl	Min
		FG-FGA	FG-FGA	FT-FTA	Off Def Tot										
13	Iwin Ellis	f	1-1	0-0	0-1	1	0	1	0	2	0	1	0	0	11
00	Chancellor Ellis	g	1-5	0-2	0-0	0	0	0	0	2	0	1	0	0	13
01	Taishawn Johnson	g	0-3	0-2	1-2	0	2	2	2	1	1	2	0	0	17
03	Gary Blackston	g	7-15	3-5	5-11	2	5	7	1	22	1	1	1	1	30
15	Gerard Andrus	g	1-4	0-0	0-0	0	2	2	3	2	0	1	0	0	17
02	Darius Williams		1-8	0-3	2-2	0	1	1	3	4	1	0	0	0	21
04	Antione Lister		5-7	0-0	6-6	2	2	4	0	16	0	1	0	0	24
10	Tyler Singleton		0-0	0-0	0-0	1	1	2	1	0	0	0	0	0	11
11	Dennis Jones		0-4	0-2	0-2	0	1	1	2	0	0	3	0	0	22
12	Elijah Holifield		0-1	0-1	0-0	0	0	0	0	0	0	0	0	0	4
14	Leon Sneed		0-1	0-0	1-2	0	0	0	0	1	0	0	0	0	4
21	Falke Williams		0-1	0-0	0-0	0	0	0	1	0	0	0	0	0	8
23	Devonte Patterson		3-5	0-0	8-11	1	3	4	14	1	0	0	0	0	18
Team					3	0	3								
Totals			19-55	3-15	23-37	10	17	27	17	64	4	10	1	1	200

FG % 1st Half: 7-26 26.9% 2nd half: 12-29 41.4% Game: 19-55 34.5% Deadball Rebounds 6
3FG % 1st Half: 0-7 0.0% 2nd half: 3-8 37.5% Game: 3-15 20.0%
FT % 1st Half: 7-16 43.8% 2nd half: 16-21 76.2% Game: 23-37 62.2%

Seattle U 102 • 11-3

#	Player		Total	3-Ptr	Rebounds										
			FG-FGA	FG-FGA	FT-FTA	Off	Def	Tot	PF	TP	A	TO	Blk	Stl	Min
01	Carter, Myles	f	9-10	0-0	4-6	3	6	9	5	22	0	2	0	0	29
05	Kavas, Matej	g	7-9	4-5	0-0	0	9	9	2	18	4	1	0	0	29
13	Means, Morgan	g	8-13	4-7	2-2	0	4	4	22	4	1	0	2	32	
23	Brown, Terrell	g	2-2	0-0	4-4	1	2	3	8	5	3	0	0	0	17
24	Jones, Delante	g	1-4	1-3	4-4	0	2	2	3	7	2	1	0	0	19
02	Burke, Ian	g	0-1	0-1	0-0	0	2	2	1	0	0	0	0	0	6
10	Nettles, Aaron	g	2-2	1-1	0-0	0	1	1	0	5	1	2	0	2	14
11	Economou, Rip	g	3-7	3-6	0-0	1	0	1	2	9	0	1	0	0	10
12	Da Campo, Mattia	g	0-3	0-0	0-0	1	1	2	0	0	2	0	0	0	12
14	Vail, Matt	g	0-0	0-0	0-0	1	1	1	0	0	0	0	0	1	4
15	Hopkins, Trey	g	1-5	0-2	0-0	0	1	0	2	0	0	0	0	0	8
25	Hundal, Amand	g	0-2	0-1	0-0	2	1	3	0	1	0	1	0	0	7
30	Grisby, Riley	g	2-2	0-0	3-3	2	0	1	3	1	0	2	0	0	10
41	Wall, Joe	g	1-2	0-1	0-0	1	0	1	0	2	0	0	0	0	3
	Team					0	2	2							
	Totals		36-62	13-27	17-19	17	31	41	25	102	19	13	3	4	200
FG % 1st Half: 17-28 60.7% 2nd half: 19-34 55.9% Game: 36-62 58.1% Deadball															
3FG % 1st Half: 5-11 45.5% 2nd half: 8-16 50.0% Game: 13-27 48.1% 1.															
FT % 1st Half: 12-14 85.7% 2nd half: 5-5 100.0% Game: 17-19 89.5% 1.															



2018-19 BOX SCORES

Official Basketball Box Score -- Game Totals -- Final Statistics Seattle U vs Grand Canyon 01/05/19 6:00 pm at Phoenix, AZ (GCU Arena)

Seattle U 57 • 12-5, 0-2 WAC

#	Player	Total		3-Ptr		Rebounds		PF	TP	A	TO	Bk	Stl	Min
		FG-FGA	FG-FGA	FT-FTA	Off Def Tot	PF	TP							
01	Carter, Myles	f	2-10	0-0	2-2	1	3	4	5	6	0	3	1	0
05	Kavas, Matej	g	6-8	3-3	1-2	0	7	7	2	16	0	1	0	1
13	Means, Morgan	g	1-10	0-2	0-1	1	4	5	1	2	3	1	0	2
23	Brown, Terrell	g	5-16	0-0	2-4	0	6	6	4	12	3	3	0	0
24	Jones, Delante	g	4-8	2-3	5-7	1	2	3	3	15	0	3	0	1
10	Nettles, Aaron	g	0-0	0-0	0-0	0	0	0	1	0	0	0	0	0
11	Economou, Rip	g	0-2	0-2	0-0	1	0	1	0	0	0	0	0	0
12	Da Campo, Mattia	g	0-0	0-0	0-0	0	0	0	0	0	0	0	0	0
15	Hopkins, Trey	g	0-0	0-0	0-0	0	0	0	1	0	0	0	0	1
35	Grigsby, Riley	g	1-2	0-0	4-4	1	1	2	1	6	0	0	0	0
Team					2	1	3							
Totals			19-56	5-10	14-20	7	24	31	18	57	6	11	1	5

FG % 1st Half: 11-27 40.7% 2nd half: 8-29 27.6% Game: 19-56 33.9%
3FG % 1st Half: 4-5 80.0% 2nd half: 1-5 20.0% Game: 5-10 50.0%
FT % 1st Half: 3-5 60.0% 2nd half: 11-15 73.3% Game: 14-20 70.0%

Grand Canyon 71 • 9-6, 2-0 WAC

#	Player	Total		3-Ptr		Rebounds		PF	TP	A	TO	Bk	Stl	Min
		FG-FGA	FG-FGA	FT-FTA	Off Def Tot	PF	TP							
04	Oscar Frayer	f	1-6	1-3	0-0	1	1	2	3	3	0	2	1	19
05	Matt Jackson	f	2-5	0-2	0-0	0	4	4	0	4	2	0	0	0
25	Alessandro Lever	f	6-12	2-4	1-1	1	1	2	4	15	3	1	0	1
02	Trey Drechsel	f	7-11	1-2	0-0	2	12	14	3	15	2	2	0	1
11	Damari Milstead	g	5-8	0-1	3-4	1	3	4	1	13	7	3	0	0
15	Raef Gerdes	g	0-0	0-0	0-0	0	0	0	0	0	0	0	0	1
23	Carlos Johnson	g	4-11	0-2	4-5	1	4	5	4	12	0	3	0	1
24	Tim Finke	g	0-0	0-0	0-0	0	1	1	1	0	0	2	0	0
42	Gerard Martin	g	1-2	1-1	0-0	1	1	2	3	3	1	1	0	0
43	Michael Finke	g	2-5	2-3	0-0	0	4	4	1	6	3	0	0	0
Team					3	1	4							
Totals			28-60	7-18	8-10	10	32	42	20	71	18	14	1	4

FG % 1st Half: 13-31 41.9% 2nd half: 15-29 51.7% Game: 28-60 46.7%
3FG % 1st Half: 3-9 33.3% 2nd half: 4-9 44.4% Game: 7-18 38.9%
FT % 1st Half: 3-3 100.0% 2nd half: 5-7 71.4% Game: 8-10 80.0%

Officials: Ryan McDaniel, Eric Anderson, Brent Meaux
Technical fouls: Seattle U-None. Grand Canyon-None.
Attendance: 7293
2018-19 Men's Basketball. Round: 0. Grand Canyon vs Seattle U. Played at .

Score by periods				1st	2nd	Total
Seattle U				29	28	57
Grand Canyon				32	39	71

Last FG - SU 2nd-00:32, GCU 2nd-01:14.
Largest lead - SU by 6 1st-11:59, GCU by 21 2nd-05:47.
SU led for 07:27. GCU led for 28:48. Game was tied for 03:45.

Score tied - 3 times.
Lead changed - 1 time.

Official Basketball Box Score -- Game Totals -- Final Statistics New Mexico St. vs Seattle U 01/17/19 7:00 pm at Seattle, WA (Redhawk Center)

New Mexico St. 87 • 14-4, 3-1 WAC

#	Player	Total		3-Ptr		Rebounds		PF	TP	A	TO	Bk	Stl	Min
		FG-FGA	FG-FGA	FT-FTA	Off Def Tot	PF	TP							
22	Eli Chuha	f	6-8	0-0	1-3	2	8	10	2	13	1	2	2	0
35	Johnny McCants	f	3-4	2-2	1-3	0	0	0	2	9	0	0	0	0
03	Terrell Brown	g	2-7	1-4	7-7	0	0	0	1	12	0	1	0	1
05	Clayton Henry	g	3-3	2-2	0-1	1	4	5	1	8	0	2	0	0
12	AJ Harris	g	1-6	0-3	0-0	0	3	3	0	2	4	1	0	0
00	Berrick JeanLouis	g	1-2	0-1	0-0	0	0	0	0	2	0	0	0	0
01	Shunn Buchanan	g	1-4	1-2	1-2	0	1	1	1	4	0	2	0	1
04	Jojo Zamora	g	5-6	2-2	0-0	0	0	0	0	12	0	1	0	0
10	Jabari Rice	g	1-4	0-1	0-2	3	2	5	1	2	2	0	0	0
11	Keyon Jones	g	0-1	0-1	2-2	0	0	0	1	2	3	0	0	0
13	C.J. Bobbitt	g	0-0	0-0	2-2	0	1	1	1	2	0	2	0	2
15	Ivan Aurrecochea	g	2-4	0-0	2-4	0	2	2	1	6	0	0	0	0
20	Trevelin Queen	g	4-6	1-2	0-0	4	4	8	2	9	2	0	0	1
23	Mohamed Thiam	g	1-2	0-1	0-0	1	1	2	2	2	0	1	0	1
25	Robert Brown	g	1-1	0-0	0-0	1	0	1	0	2	0	0	0	0
Team					0	0	0							
Totals			31-58	9-21	16-26	12	26	38	18	87	12	12	2	6

FG % 1st Half: 18-29 62.1% 2nd half: 13-29 44.8% Game: 31-58 53.4%
3FG % 1st Half: 6-12 50.0% 2nd half: 3-9 33.3% Game: 9-21 42.9%
FT % 1st Half: 8-12 66.7% 2nd half: 8-14 57.1% Game: 16-26 61.5%

Seattle U 60 • 12-7, 0-4

#	Player	Total		3-Ptr		Rebounds		PF	TP	A	TO	Bk	Stl	Min
		FG-FGA	FG-FGA	FT-FTA	Off Def Tot	PF	TP							
01	Carter, Myles	f	6-9	0-0	1-2	1	1	2	5	13	0	0	0	0
12	Da Campo, Mattia	g	1-3	0-0	0-0	2	1	3	0	2	0	2	0	0
13	Means, Morgan	g	3-11	1-5	1-3	0	3	3	5	8	4	2	0	2
15	Hopkins, Trey	g	2-3	0-1	0-0	2	2	4	0	4	0	0	0	0
24	Jones, Delante	g	8-17	2-4	0-2	1	1	2	2	18	1	3	0	1
02	Burke, Ian	g	0-1	0-1	0-0	0	1	1	0	0	0	0	0	0
10	Nettles, Aaron	g	2-5	0-3	2-2	1	0	1	0	6	0	1	0	1
11	Economou, Rip	g	0-1	0-1	0-0	0	0	0	0	0	0	0	0	0
23	Brown, Terrell	g	1-5	0-0	1-2	1	5	6	3	3	1	1	0	1
25	Hundal, Anand	g	1-2	0-1	0-0	1	1	2	2	2	0	0	2	0
35	Grigsby, Riley	g	1-4	0-1	2-2	0	4	4	5	4	0	1	0	1
Team					0	0	0							
Totals			25-61	3-17	7-14	9	19	28	22	60	6	10	2	6

FG % 1st Half: 9-29 31.0% 2nd half: 16-32 50.0% Game: 25-61 41.0%
3FG % 1st Half: 1-7 14.3% 2nd half: 2-10 20.0% Game: 3-17 17.6%
FT % 1st Half: 5-10 50.0% 2nd half: 2-4 50.0% Game: 7-14 50.0%

Officials: SirAlann Conner, Rick Batsell, Mike Scypers
Technical fouls: New Mexico St.-None. Seattle U-None.
Attendance: 999
2018-19 Men's Basketball. Round: 0. New Mexico St. vs Seattle U. Played at .

Score by periods				1st	2nd	Total
New Mexico St.				50	37	87
Seattle U				24	36	60

Last FG - NMSU 2nd-00:07, SU 2nd-01:42.
Largest lead - NMSU by 27 2nd-00:07, SU None.
NMSU led for 38:36. SU led for 00:00. Game was tied for 01:04.

Score tied - 1 time.
Lead changed - 0 times.

Official Basketball Box Score -- Game Totals -- Final Statistics Seattle U vs Utah Valley 01/12/19 7:00 pm at Seattle, WA (UCCU Center)

Seattle U 78 • 12-6

#	Player	Total		3-Ptr		Rebounds		PF	TP	A	TO	Bk	Stl	Min
		FG-FGA	FG-FGA	FT-FTA	Off Def Tot	PF	TP							
01	Carter, Myles	f	3-11	0-1	10-14	3	7	10	4	16	2	5	3	0
13	Means, Morgan	g	7-17	4-10	2-2	1	1	2	5	20	4	3	0	2
23	Brown, Terrell	g	6-16	1-2	3-4	1	1	2	2	16	4	2	0	4
24	Jones, Delante	g	6-10	3-5	1-2	0	3	3	4	16	1	5	0	1
35	Grigsby, Riley	g	1-2	0-0	0-0	1	0	1	5	2	0	0	0	0
02	Burke, Ian	g	0-0	0-0	0-0	0	0	0	0	0	0	0	0	0
10	Nettles, Aaron	g	0-1	0-1	0-0	0	0	0	0	3	0	0	0	0
12	Da Campo, Mattia	g	0-2	0-0	6-6	6	3	9	4	6	1	2	0	1
15	Hopkins, Trey	g	0-0	0-0	2-2	3	0	3	3	2	0	0	0	0
Team					2	1	3							
Totals			23-59	8-19	24-30	17	16	33	30	78	12	17	3	8

FG % 1st Half: 16-32 50.0% 2nd half: 7-27 25.9% Game: 23-59 39.0%
3FG % 1st Half: 7-13 53.8% 2nd half: 1-6 16.7% Game: 8-19 42.1%
FT % 1st Half: 11-12 91.7% 2nd half: 13-18 72.2% Game: 24-30 80.0%

Utah Valley 88 • 12-6

#	Player		Total		3-Ptr		Rebounds			PF	TP	A	TO	Bk	Stl	Min
			FG-FGA	FG-FGA	FT-FTA	Off	Def	Tot								
44	Baylee Steele	c	2-4	0-1	2-2	3	1	4	2	6	0	0	0	2	16	
00	Isaiah White	g	3-7	2-2	6-8	3	1	4	3	14	0	1	0	0	31	
02	Jake Toolson	g	8-13	1-4	9-9	0	1	1	2	26	2	3	0	0	37	
10	Benjamin Nakwaasah	g	3-7	1-3	3-6	0	1	1	2	10	2	2	0	2	28	
11	Conner Toolson	g	2-5	2-2	1-2	0	1	1	3	7	0	2	1	2	31	
23	TJ Washington		2-5	0-1	9-10	0	1	1	3	13	2	3	0	1	22	
20	Drew Cotton		0-0	0-0	0-0	0	0	0	0	0	0	0	0	0	1	
25	Wyatt Lowell		0-1	0-1	0-0	0	1	1	3	0	0	3	0	1	10	
55	Richard Harward		4-4	0-0	4-6	2	13	15	4	12	2	0	1	0	24	
	Team					0	1	1				1				
	Totals		24-46	6-14	24-33	8	21	29	22	88	8	15	2	10	200	



2018-19 BOX SCORES

Official Basketball Box Score -- Game Totals -- Final Statistics Seattle U vs Chicago State 01/24/19 7:05 p.m. at Jones Convocation Center, Chicago, IL

Seattle U 75 • 13-8, 1-5 WAC

#	Player		Total		3-Ptr		Rebounds			PF	TP	A	TO	Blk	Stl	Min
			FG-FGA	FG-FGA	FT-FTA	Off	Def	Tot								
01	Carter, Myles	f	5-15	0-0	1-3	1	9	10	3	11	0	4	1	0	30	
25	Hundal, Anand	f	6-9	3-6	2-2	3	5	8	3	17	0	1	2	2	26	
12	Da Campo, Mattia	g	3-4	0-0	1-2	6	3	9	2	7	3	1	0	1	36	
13	Means, Morgan	g	6-12	3-6	1-1	1	3	4	5	16	5	2	1	0	38	
23	Brown, Terrell	g	4-12	1-2	0-0	2	7	9	2	9	4	4	0	1	39	
02	Burke, Ian		4-7	4-6	0-0	0	3	3	1	12	4	2	0	0	29	
14	Vail, Matt		0-0	0-0	0-0	0	0	0	0	0	0	0	0	0	1	
41	Wall, Joe		1-2	1-2	0-0	0	1	1	0	3	0	0	0	0	1	
Team						1	2	3								
Totals				29-61	12-22	5-8	14	33	47	16	75	16	14	4	4	200
FG % 1st Half: 13-30			43.3%	2nd half: 16-31			51.6%	Game: 29-61			47.5%	Deadball Rebounds				
3FG % 1st Half: 6-11			54.5%	2nd half: 6-11			54.5%	Game: 12-22			54.5%	2,1				
FT % 1st Half: 4-5			80.0%	2nd half: 1-3			33.3%	Game: 5-8			62.5%					

Chicago State 47 • 3-17, 0-5 WAC

#	Player	Total		3-Ptr		Rebounds			PF	TP	A	TO	Blk	Stl	Min
		FG-FGA	FG-FGA	FT-FTA	Off	Def	Tot								
13	Jacob, Christian	f	1-7	0-0	2-4	3	2	5	3	4	0	2	0	2	25
21	Bowles, Cameron	f	5-12	0-2	5-7	2	3	5	2	15	0	1	1	0	37
01	Shaw, Rob	g	1-10	0-1	0-0	0	0	0	0	2	0	1	0	2	21
03	Bell, Travon	g	3-5	2-2	0-0	0	4	4	1	8	1	1	0	0	24
10	Harris, Anthony	g	2-9	0-0	2-2	0	2	2	3	6	0	1	0	1	22
02	Strickland, Delshon	g	0-1	0-1	0-0	0	0	0	2	0	0	0	0	1	18
05	Reed, Jordan	g	0-2	0-2	0-0	0	0	0	2	0	1	0	0	0	10
15	Bigirimwami, Noah	g	0-0	0-0	2-2	0	0	0	0	2	0	0	0	0	1
22	Johnson, Michael	g	2-5	0-2	1-1	0	0	0	0	5	1	0	0	1	13
23	Szpir, Patrick	g	0-1	0-0	2-2	1	2	3	1	2	0	1	1	0	13
32	Witherspoon, Eugene	g	1-2	0-1	1-2	2	4	6	0	3	0	1	0	0	16
Team						0	2	2							
Totals			15-54	2-11	15-20	8	19	27	14	47	3	8	2	7	200
FG % 1st Half: 5-28		17.9%	2nd half: 10-26		38.5%	Game: 15-54		27.8%	Deadball Rebounds						
3FG % 1st Half: 0-5		0.0%	2nd half: 2-6		33.3%	Game: 2-11		18.2%							
FT % 1st Half: 5-8		62.5%	2nd half: 10-12		83.3%	Game: 15-20		75.0%							

Officials: Brad Ferrie, Wilson Holland and Mike O'Neill
Technical fouls: Seattle U-None. Chicago State-None.
Attendance: 1220

Score by periods	1st	2nd	Total
Seattle U	36	39	75
Chicago State	15	32	47

Last FG - SU 2nd-01:21, CSU 2nd-02:22.
Largest lead - SU by 33 2nd-06:18, CSU None.
SU led for 39:35. CSU led for 00:00. Game was tied for 00:25.

Score tied - 0 times.
Lead changed - 0 times.

Official Basketball Box Score -- Game Totals -- Final Statistics Seattle U vs UMKC 01/26/19 6:00 pm at Kansas City, MO (SRC)

Seattle U 54 • 13-9 (1-6 WAC)

#	Player		Total		3-Ptr		Rebounds			PF	TP	A	TO	Blk	Stl	Min.
			FG-FGA	FG-FGA	FT-FTA	Off	Def	Tot								
01	Carter, Myles	f	6-11	1-1	1-2	2	6	8	1	14	1	3	1	0	39	
25	Hundal, Anand	f	1-4	1-3	1-3	0	7	7	4	4	1	0	4	1	30	
12	Da Campo, Mattia	g	1-2	0-1	0-0	2	3	5	3	2	0	2	0	0	36	
13	Means, Morgan	g	3-12	1-4	0-1	2	5	7	5	7	1	3	0	0	37	
23	Brown, Terrell	g	8-17	1-2	5-8	0	5	5	3	22	3	4	0	2	37	
02	Burke, Ian		2-4	1-3	0-0	0	0	0	3	5	1	0	0	0	21	
41	Wall, Joe		0-0	0-0	0-0	0	0	0	1	0	0	0	0	0	0+	
Team						1	1	2								
Totals			21-50	5-14	7-14	7	27	34	20	54	7	14	5	3	200	
FG % 1st Half: 9-26			34.6%	2nd half: 12-24		50.0%	Game: 21-50		42.0%	Deadball Rebounds						
3FG % 1st Half: 4-12			33.3%	2nd half: 1-2		50.0%	Game: 5-14		35.7%							
FT % 1st Half: 2-4			50.0%	2nd half: 5-10		50.0%	Game: 7-14		50.0%							

UMKC 63 • 8-13 (3-3 WAC)

#	Player	Total		3-Ptr		Rebounds			PF	TP	A	TO	Blk	Stl	Min
		FG-FGA	FG-FGA	FT-FTA	Off	Def	Tot								
05	Giles, Jordan	f	2-6	0-2	0-0	0	3	3	2	4	0	2	0	0	23
30	Leek, Aleer	f	0-4	0-1	0-0	0	1	1	0	0	0	1	0	0	7
00	Bishop, Xavier	g	8-15	2-4	4-4	1	3	4	3	22	1	2	0	2	38
03	McKissic, Brandon	g	2-4	1-1	5-6	0	4	4	4	10	3	1	0	3	35
33	Nesbitt Jr., Marvin	g	1-3	0-1	0-2	2	5	7	3	2	1	1	0	2	21
02	Whitfield, Rob	g	4-6	2-2	0-0	0	4	4	1	10	3	0	0	0	27
04	Dixon, Danny	g	3-7	1-2	3-5	0	0	0	1	10	0	1	0	0	29
13	Allen, Jamel	g	1-5	1-5	2-2	0	4	4	2	5	0	0	1	0	17
22	Suggs, Brandon	g	0-0	0-0	0-0	0	0	0	0	0	0	0	0	0	3
Team						0	1	1							
Totals			21-50	7-18	14-19	3	25	28	16	63	8	8	1	7	200
FG % 1st Half: 10-26		38.5%	2nd half: 11-24		45.8%	Game: 21-50		42.0%	Deadball Rebounds						
3FG % 1st Half: 6-12		50.0%	2nd half: 1-6		16.7%	Game: 7-18		38.9%							
FT % 1st Half: 0-0		0.0%	2nd half: 14-19		73.7%	Game: 14-19		73.7%							

Officials: Jeff Wooten, Eric Anderson, Scott Tierney
Technical fouls: Seattle U-None. UMKC-None.
Attendance: 1220
FO: SU #13 (1:48)

Score by periods	1st	2nd	Total
Seattle U	24	30	54
UMKC	26	37	63

Last FG - SU 2nd-01:34, UMKC 2nd-02:02.
Largest lead - SU by 10 2nd-07:32, UMKC by 10 2nd-00:33.
SU led for 19:22. UMKC led for 15:55. Game was tied for 04:43.

Score tied - 5 times.
Lead changed - 8 times.

Official Basketball Box Score -- Game Totals -- Final Statistics California Baptist vs Seattle U 02/02/19 7:00 pm at Seattle, WA (Redhawk Center)

California Baptist 75 • 11-10, 3-5 WAC

#	Player	Total		3-Ptr	Rebounds			PF	TP	A	TO	Blk	Stl	Min	
		FG-FGA	FG-FGA	FT-FTA	Off	Def	Tot								
24	Mike Henn	f	3-5	1-3	2-2	1	0	1	2	9	1	0	0	1	29
35	Dejon Davis	f	5-11	0-1	2-2	4	7	11	5	12	0	0	0	0	29
00	Milan Acquah	g	5-16	2-6	4-4	1	3	4	2	16	3	1	0	1	36
05	Jeremy Smith	g	2-5	1-3	0-0	0	1	1	0	5	1	1	0	1	21
15	Jordan Heading	g	7-15	3-6	5-5	1	5	6	0	22	1	0	0	1	33
02	Marquise Mosley	g	0-1	0-0	0-0	0	0	0	1	0	0	0	0	0	4
12	Glenn Morison	g	0-1	0-0	0-0	0	0	1	2	0	0	1	0	0	9
25	Ty Rowell	g	3-4	0-0	1-2	1	1	2	1	7	1	0	0	2	27
33	Zach Pirog	g	2-2	0-0	0-0	0	3	3	5	4	0	1	3	1	12
Team						0	0	0							
Totals			27-60	7-19	14-15	8	21	29	18	75	7	4	3	7	200
FG % 1st Half: 13-30		43.3%	2nd half: 14-30		46.7%	Game: 27-60		45.0%						Deadball	
3FG % 1st Half: 4-11		36.4%	2nd half: 3-8		37.5%	Game: 7-19		36.8%						Rebounds	
FT % 1st Half: 3-3		100.0%	2nd half: 11-12		91.7%	Game: 14-15		93.3%						2,1	

Seattle U 64 • 13-10, 1-7 WAC

#	Player		Total		3-Ptr		Rebounds			PF	TP	A	TO	Blk	Stl	Min
			FG-FA	FG-FGA	FT-FTA	Off	Def	Tot								
01	Carter, Myles	f	5-16	1-1	1-2	1	4	5	1	12	0	2	4	0	38	
25	Hundal, Anand	f	1-3	1-3	0-0	1	4	5	0	3	4	2	1	0	21	
12	Da Campo, Mattia	g	4-6	2-2	3-6	6	7	13	2	13	1	1	0	0	38	
23	Means, Morgan	g	1-6	1-4	2-3	0	3	3	5	5	2	1	0	1	34	
23	Brown, Terrell	g	9-15	2-3	4-5	1	3	4	2	24	0	3	0	0	33	
02	Burke, Ian		1-2	1-2	0-0	0	2	2	3	3	2	0	0	0	15	
15	Hopkins, Trey		2-7	0-2	0-0	1	0	1	2	4	2	1	0	0	21	
	Team					0	0	0								
Totals			23-55	8-17	10-16	10	23	33	15	64	11	10	5	1	200	
FG % 1st Half: 13-26			50.0%	2nd half: 10-29	34.5%	Game: 23-55			41.8%	Deadball Rebounds 6.1						
3FG % 1st Half: 6-11			54.5%	2nd half: 2-6	33.3%	Game: 8-17			47.1%							
FT % 1st Half: 3-4			75.0%	2nd half: 7-12	58.3%	Game: 10-16			62.5%							



2018-19 BOX SCORES

Official Basketball Box Score -- Game Totals -- Final Statistics Seattle U vs New Mexico St. 02/16/19 7:00 pm at Las Cruces, NM (Pam American Center)

Seattle U 53 • 13-12, 1-9 WAC

#	Player	Total		3-Ptr		Rebounds			PF	TP	A TO Blk Stl				Min
		FG-FGA	FG-FGA	FT-FTA	FT-FTA	Off	Def	Tot			A	TO	Blk	Stl	
01	Carter, Myles	f	1-5	0-0	2-2	1	1	2	5	4	0	3	0	0	15
25	Hundal, Anand	f	2-5	1-4	0-0	1	2	3	2	5	1	1	0	0	21
12	Da Campo, Mattia	g	2-6	1-2	0-3	4	2	6	5	5	0	3	0	0	33
13	Means, Morgan	g	2-8	1-5	0-1	0	6	6	5	5	1	4	0	2	37
23	Brown, Terrell	g	8-17	2-3	7-8	0	5	5	4	25	4	2	0	1	38
02	Burke, Ian	g	0-0	0-0	0-0	1	2	3	2	0	0	1	0	0	19
10	Nettles, Aaron	g	0-1	0-1	0-0	0	0	0	1	0	0	0	0	0	2
11	Economou, Rip	g	0-0	0-0	0-0	0	0	0	0	0	0	0	0	0	0+
35	Grigsby, Riley	g	2-8	0-3	2-2	0	2	2	3	6	0	0	1	0	34
41	Wall, Joe	g	1-2	1-2	0-0	0	0	0	1	3	0	0	0	0	1
Team						0	0	0							
Totals			18-52	6-20	11-16	7	20	27	28	53	6	14	1	3	200
FG % 1st Half: 11-26		42.3%	2nd half: 7-26		26.9%	Game: 18-52		34.6%	Deadball Rebounds 5,5						
3FG % 1st Half: 5-14		35.7%	2nd half: 1-6		16.7%	Game: 6-20		30.0%							
FT % 1st Half: 2-4		50.0%	2nd half: 9-12		75.0%	Game: 11-16		68.8%							

New Mexico St. 59 • 22-4, 11-1 WAC

#	Player	Total		3-Ptr		Rebounds			PF	TP	A TO Blk Stl				Min
		FG-FGA	FG-FGA	FT-FTA	FT-FTA	Off	Def	Tot			A	TO	Blk	Stl	
13	C.J. Bobbitt	f	0-0	0-0	0-0	0	1	1	0	0	0	0	0	0	7
22	Eli Chuha	f	1-5	0-1	3-6	1	2	3	1	5	1	3	0	0	17
03	Terrell Brown	g	2-6	1-2	4-4	1	4	5	1	9	2	1	0	1	34
05	Clayton Henry	g	1-3	1-3	4-4	1	4	5	4	7	0	1	0	0	24
12	AJ Harris	g	3-9	2-6	4-4	1	2	3	1	12	3	2	0	0	29
01	Shunn Buchanan	g	0-2	0-2	0-2	1	2	3	0	0	1	2	0	0	17
04	JoJo Zamora	g	1-5	1-3	0-0	0	0	0	2	3	0	0	0	0	13
10	Jabari Rice	g	0-1	0-0	1-2	1	0	1	2	1	0	1	0	0	3
15	Ivan Aurrecochea	g	1-2	0-0	0-1	3	0	3	2	2	0	0	0	0	12
20	Trevelin Queen	g	5-10	2-6	1-2	2	3	5	1	13	1	3	6	2	28
35	Johnny McCants	g	3-5	0-1	1-2	1	3	4	4	7	1	1	0	1	16
Team						0	0	0							
Totals			17-48	7-24	18-27	12	21	33	18	59	9	14	6	5	200
FG % 1st Half: 7-23		30.4%	2nd half: 10-25		40.0%	Game: 17-48		35.4%	Deadball Rebounds 3,6						
3FG % 1st Half: 2-11		18.2%	2nd half: 5-13		38.5%	Game: 7-24		29.2%							
FT % 1st Half: 6-13		46.2%	2nd half: 12-14		85.7%	Game: 18-27		66.7%							

Officials: Eric Anderson, John Paul Guerrero, Martin Cichocki

Technical fouls: Seattle U-None. New Mexico St.-None.

Attendance: 11889

2018-19 Men's Basketball. Round: 0. New Mexico St. vs Seattle U. Played at .

Score by periods	1st	2nd	Total
Seattle U	29	24	53
New Mexico St.	22	37	59

Points	In	Off	2nd	Fast	Bench
SU	18	19	6	0	9
NMSU	18	12	9	0	26

Last FG - SU 2nd-00:25, NMSU 2nd-02:58.
Largest lead - SU by 13 1st-07:02, NMSU by 6 2nd-00:16.
SU led for 31:44, NMSU led for 05:43. Game was tied for 02:33.

Score tied - 1 time.
Lead changed - 2 times.

Official Basketball Box Score -- Game Totals -- Final Statistics Chicago State vs Seattle U 02/23/19 1:00 pm at Seattle, WA (Redhawk Center)

Chicago State 57 • 3-24, 0-13 WAC

#	Player	Total		3-Ptr		Rebounds			PF	TP	A TO Blk Stl				Min
		FG-FGA	FG-FGA	FT-FTA	FT-FTA	Off	Def	Tot			A	TO	Blk	Stl	
01	Bowles, Cameron	f	1-5	0-0	0-0	1	7	8	3	2	0	2	0	1	34
23	Szpir, Patrick	c	1-3	0-0	0-0	0	4	4	3	2	3	2	1	0	32
01	Shaw, Rob	g	5-18	0-1	2-2	0	1	1	1	12	2	1	0	1	35
03	Bell, Travon	g	1-2	1-1	0-0	0	0	0	0	3	0	0	0	0	8
10	Harris, Anthony	g	5-7	1-2	2-2	2	4	6	4	13	2	3	0	1	32
02	Strickland, Delshon	g	7-16	0-4	3-3	1	1	2	3	17	1	0	1	1	32
05	Reed, Jordan	g	2-3	2-2	0-0	0	0	0	0	6	0	0	0	0	4
15	Bigirimwami, Noah	g	0-0	0-0	0-0	0	1	1	5	0	0	3	0	0	5
22	Johnson, Michael	g	0-1	0-1	0-0	1	0	1	1	0	2	0	0	0	4
32	Witherspoon, Eugene	g	1-3	0-1	0-3	3	3	6	0	2	0	0	0	0	14
Team						0	0	0							
Totals			23-58	4-12	7-10	8	21	29	20	57	10	12	2	4	200
FG % 1st Half: 11-29		37.9%	2nd half: 12-29		41.4%	Game: 23-58		39.7%	Deadball Rebounds 5,1						
3FG % 1st Half: 2-6		33.3%	2nd half: 2-6		33.3%	Game: 4-12		33.3%							
FT % 1st Half: 3-3		100.0	2nd half: 4-7		57.1%	Game: 7-10		70.0%							

Seattle U 77 • 15-12, 3-9 WAC

#	Player	Total		3-Ptr		Rebounds			PF	TP	A TO Blk Stl				Min
		FG-FGA	FG-FGA	FT-FTA	FT-FTA	Off	Def	Tot			A	TO	Blk	Stl	
01	Carter, Myles	f	4-12	0-0	1-2	4	7	11	1	9	1	2	1	0	31
12	Da Campo, Mattia	g	3-4	0-1	4-4	3	3	6	2	10	1	1	0	0	24
13	Means, Morgan	g	4-10	3-5	1-1	1	3	4	0	12	5	1	0	0	30
23	Brown, Terrell	g	9-13	0-1	2-3	2	2	4	2	20	4	4	0	2	35
35	Grigsby, Riley	g	3-4	0-0	1-2	3	5	8	3	7	1	1	0	0	22
02	Burke, Ian	g	0-1	0-1	0-0	0	2	2	0	0	1	1	0	0	7
05	Kavas, Matej	g	2-5	2-4	0-0	0	0	0	0	6	0	0	0	0	12
10	Nettles, Aaron	g	1-2	1-2	0-0	0	1	1	1	3	0	0	0	0	8
11	Economou, Rip	g	0-3	0-3	0-0	0	0	0	2	0	0	0	0	0	4
14	Vail, Matt	g	0-0	0-0	0-0	0	0	0	0	0	0	0	0	0	1
15	Hopkins, Trey	g	0-0	0-0	0-0	0	0	0	0	0	0	0	0	0	1
24	Jones, Delante	g	2-9	2-5	4-4	2	2	4	0	10	1	0	0	0	19
25	Hundal, Anand	g	0-1	0-1	0-0	0	0	0	1	0	0	0	0	0	5
41	Wall, Joe	g	0-0	0-0	0-0	0	0	0	1	0	0	0	0	0	1
Team						0	0	0							
Totals			28-64	8-23	13-16	15	25	40	13	77	14	10	1	2	200
FG % 1st Half: 15-28		53.6%	2nd half: 13-36		36.1%	Game: 28-64		43.8%	Deadball Rebounds 2						
3FG % 1st Half: 2-9		22.2%	2nd half: 6-14		42.9%	Game: 8-23		34.8%							
FT % 1st Half: 1-3		33.3%	2nd half: 12-13		92.3%	Game: 13-16		81.3%							

Officials: Ryan Holmes, Toby Doolittle, Ken Ditty

Technical fouls: Chicago State-None. Seattle U-None.

Attendance: 999

2018-19 Men's Basketball. Round: 0. Chicago St. vs Seattle U. Played at .

Score by periods	1st	2nd	Total
Chicago State	27	30	57
Seattle U	33	44	77

Points	In	Off	2nd	Fast	Bench
CSU	24	9	12	4	25
SU	26	16	18	14	19

Last FG - CSU 2nd-00:06, SU 2nd-02:23.
Largest lead - CSU by 6 1st-18:35, SU by 28 2nd-01:42.
CSU led for 07:37, SU led for 30:44. Game was tied for 01:25.

Score tied - 3 times.
Lead changed - 1 time.

Official Basketball Box Score -- Game Totals -- Final Statistics UMKC vs Seattle U 02/21/19 7:00 pm at Seattle, WA (Redhawk Center)

UMKC 64 • 10-17, 5-7 WAC

#	Player		Total		3-Ptr		Rebounds			PF	TP	A TO Blk Stl				Min
			FG	FGA	FG	FGA	FT	FTA	Off			Def	Tot	A	TO	
04	Dixon, Danny	f	1-6	0-0	2-2	1	3	4	1	4	1	2	0	1	19	
30	Leek, Aleer	f	0-3	0-1	0-0	0	1	1	3	0	0	2	0	0	10	
00	Bishop, Xavier	f	3-10	2-7	6-6	1	0	1	2	14	1	2	0	1	34	
03	McKissic, Brandon	g	3-8	1-2	0-0	0	7	7	3	7	1	1	0	2	33	
33	Nesbitt Jr., Marvin	g	2-10	0-6	0-1	2	2	4	1	4	1	1	1	1	20	
02	Whitfield, Rob		2-7	1-3	0-0	1	1	2	2	5	1	0	1	0	18	
05	Giles, Jordan		2-4	1-2	1-2	1	2	3	3	6	1	0	0	0	20	
12	Roy, Kaleb		0-0	0-0	0-0	0	0	0	1	0	0	0	0	0	1	
13	Allen, Jamel		4-5	1-2	4-4	0	3	3	4	13	0	2	0	0	20	
22	Suggs, Brandon		3-4	0-0	5-8	8	5	13	1	11	1	0	0	0	25	
	Team		20-57			10	0	0								
	Totals		34-57	26-53	18-23	14	24	38	21	64	7	10	2	5	200	
	FG % 1st Half:	12-29	41.4%	2nd half:	8-28	28.6%	Game:	20-57	35.1%						Deadball	
	3FG % 1st Half:	3-10	30.0%	2nd half:	3-13	23.1%	Game:	6-23	26.1%						Rebounds	
	FT % 1st Half:	9-10	90.0%	2nd half:	13-13	69.2%	Game:	18-23	78.3%						2,1	



Official Basketball Box Score -- Game Totals -- Final Statistics
Seattle U vs California Baptist
 02/28/19 7:00 pm at Riverside, CA (CBU Events Center)

Seattle U 67 • 16-13, 4-10 WAC

#	Player	Total		3-Ptr	Rebounds			PF	TP	A	TO	Blk	Stl	Min
		FG-FGA	FG-FGA	FT-FTA	Off	Def	Tot							
01	Carter, Myles	3-5	1-1	0-0	1	6	7	3	7	0	2	2	0	29
12	Da Campo, Mattia	4-9	2-5	1-3	6	8	14	2	11	2	2	0	1	40
13	Means, Morgan	9-15	2-4	1-1	1	2	3	5	21	1	3	0	0	38
23	Brown, Terrell	8-17	1-2	1-1	2	6	8	2	18	5	3	1	1	38
24	Jones, Delante	1-5	0-2	2-2	0	0	0	2	4	0	1	0	0	14
05	Kavas, Matej	1-2	1-1	0-0	0	3	3	1	3	0	0	0	0	4
10	Nettles, Aaron	1-5	1-4	0-0	0	1	1	3	3	1	1	0	1	27
11	Economou, Rip	0-1	0-1	0-0	0	0	0	1	0	0	0	0	0	1
25	Hundal, Anand	0-0	0-0	0-0	0	0	0	0	0	0	0	0	0	2
35	Grigsby, Riley	0-2	0-2	0-0	0	1	1	1	0	1	1	0	0	7
	Team				2	1	3							
Totals		27-61	8-22	5-7	12	28	40	20	67	10	13	3	3	200

FG % 1st Half: 14-33 42.4% 2nd half: 13-28 46.4% Game: 27-61 44.3% Deadball
 3FG % 1st Half: 7-15 46.7% 2nd half: 1-7 14.3% Game: 8-22 36.4% Rebounds
 FT % 1st Half: 4-6 66.7% 2nd half: 1-1 100.0 Game: 5-7 71.4% 1

California Baptist 65 • 15-12, 6-7 WAC

#	Player	Total		3-Ptr	Rebounds			PF	TP	A	TO	Blk	Stl	Min
		FG-FGA	FG-FGA	FT-FTA	Off	Def	Tot							
24	Mike Henn	2-3	0-1	0-0	1	2	3	3	4	0	2	1	0	21
35	Dejon Davis	1-9	0-1	7-10	5	8	13	2	9	0	1	1	0	36
00	Milan Acquaaah	6-15	3-8	8-9	0	2	2	1	23	2	2	1	3	39
05	Jeremy Smith	2-5	2-3	0-0	0	1	1	0	6	0	1	0	2	28
15	Jordan Heading	4-13	1-4	4-5	0	5	5	1	13	3	1	0	2	38
02	Marquise Mosley	0-1	0-0	0-0	0	0	0	1	0	0	0	0	0	3
25	Ty Rowell	0-3	0-3	1-2	0	1	1	1	1	0	0	0	1	13
33	Zach Pirog	2-4	0-0	5-6	4	3	7	4	9	1	0	1	0	22
	Team				2	1	3							
Totals		17-53	6-20	25-32	12	23	35	13	65	6	7	4	8	200

FG % 1st Half: 8-25 32.0% 2nd half: 9-28 32.1% Game: 17-53 32.1% Deadball
 3FG % 1st Half: 3-9 33.3% 2nd half: 3-11 27.3% Game: 6-20 30.0% Rebounds
 FT % 1st Half: 15-17 88.2% 2nd half: 10-15 66.7% Game: 25-32 78.1% 3

Officials:

Technical fouls: Seattle U-None. California Baptist-None.

Attendance: 2554

2018-19 Men's Basketball. Round: 0. California Baptist vs Seattle U. Played at

Score by periods	1st	2nd	Total						
Seattle U	39	28	67	Points	In	Off	2nd	Fast	Bench
California Baptist	34	31	65	Paint	Paint	T/O	Chance	Break	
				SU	26	11	11	6	6
				CBU	20	11	17	6	10

Last FG - SU 2nd-00:08, CBU 2nd-02:16.
 Largest lead - SU by 13 2nd-11:37, CBU by 3 1st-17:43.
 SU led for 36:43. CBU led for 00:45. Game was tied for 02:32.

Score tied - 2 times.
 Lead changed - 2 times.