



2024-25 SCHEDULE

| | | |
|------------|-------------------------------------|-----------|
| Nov. 6 | at EASTERN WASHINGTON | L, 86-93 |
| NOV. 9 | LIBERTY ^ | L, 64-66 |
| Nov. 14 | at CAL POLY | L, 71-75 |
| Nov. 16 | at UC SAN DIEGO | W, 84-71 |
| NOV. 22 | NORTHWEST | W, 80-52 |
| Nov. 26 | vs. FURMAN \$ | L, 56-61 |
| Nov. 29 | at No. 11 DUKE \$ | L, 48-70 |
| DEC. 4 | PORTLAND STATE ! | W, 91-74 |
| Dec. 7 | at UTEP | L, 72-88 |
| DEC. 14 | PACIFIC (OR) ^ | W, 111-44 |
| Dec. 17 | at Western Kentucky | L, 73-86 |
| DEC. 20 | ILLINOIS-CHICAGO ^ | L, 68-79 |
| Dec. 23 | at Washington | W, 79-70 |
| DEC. 30 | NICHOLLS ^ | L, 69-71 |
| Jan. 4 | at CALIFORNIA BAPTIST * | L, 59-61 |
| JAN. 11 | ABILENE CHRISTIAN *! | W, 66-64 |
| JAN. 16 | UTAH TECH ** | W, 82-62 |
| JAN. 18 | SOUTHERN UTAH ** | W, 75-52 |
| Jan. 23 | at UT ARLINGTON * | L, 56-65 |
| JAN. 25 | UTAH VALLEY ** | 7:00 PM |
| Jan. 30 | at GRAND CANYON * | 8:00 PM |
| FEB. 6 | TARLETON ** | 7:00 PM |
| FEB. 8 | UT ARLINGTON ** | 5:00 PM |
| Feb. 13 | at ABILENE CHRISTIAN * | 5:00 PM |
| Feb. 15 | at TARLETON * | 5:00 PM |
| Feb. 22 | at UTAH VALLEY * | 1:00 PM |
| FEB. 27 | CALIFORNIA BAPTIST ** | 7:00 PM |
| MAR. 1 | GRAND CANYON ** | 7:00 PM |
| Mar. 6 | at SOUTHERN UTAH * | 5:30 PM |
| Mar. 8 | at UTAH TECH * | 6:00 PM |
| Mar. 11-15 | at WAC Championship (Las Vegas, NV) | |

! HOME GAME played at Climate Pledge Arena

^ HOME GAME played at the Redhawk Center

\$ Terry's Chocolate Vegas Showdown

* Western Athletic Conference game

All times listed are Pacific

All dates and times subject to change

Complete schedule info at GoSeattleU.com/MBB

GAME 20: SEATTLE U VS UTAH VALLEY

GAMEDAY ROUND-UP

Seattle University Redhawks (8-11, 3-2 WAC) vs. Utah Valley Wolverines (14-6, 6-0 WAC)
Saturday, Jan. 25, 2025 • 7 PM PT
Redhawk Center • Seattle, WA

WATCH: ESPN+ (Russell Brown, PxP & John Impelman, Analyst)
LIVE STATS: GoSeattleU.com

ON TAP
Seattle University men's basketball returns home from Texas on a quick turnaround to host Western Athletic Conference leader Utah Valley on Saturday, Jan. 25 at the Redhawk Center. Tip off between the Redhawks and Wolverines is set for 7 p.m. The game will air on ESPN+.

- QUICK HITS
- Seattle U had its three-game WAC win streak snapped on Thursday with a 65-56 loss at UT Arlington.
 - The Redhawks are now 8-11 overall and 3-2 in league play.
 - Kobe Williamson had 13 points and Paris Dawson added 11 to lead the Redhawks.
 - The 56 points scored tied the second least the Redhawks have scored in a game this year.
 - The Redhawks had 13 offensive rebounds at UTA, marking the 13th time this season they collected double-digit offensive boards.
 - Matthew-Alexander Moncrieffe is one double-double away from matching the most collected in a season by a Redhawk since Myles Carter collected 10 during the 2018-19 season.
 - Already Seattle U's all-time leader in blocks, Kobe Williamson tallied two blocks at UT Arlington, bringing his career total to 155 and counting.
 - Paris Dawson had 11 points at UT Arlington and now has 10 double-digit scoring outputs on the season, including in nine of the last 13 games. His season average of 10.5 ppg more than doubles his 2023-24 average of 5.1 ppg in nearly the same number of minutes per game.
 - Kobe Williamson has appeared in 129 games during his Seattle U career, and now sits four away from matching the all-time games played leader Riley Grigsby (2019-23) who appeared in 133 games during his career.
 - Vasja Pandža and Viktor Rajković are each on the verge of playing in their 100th career games at Seattle U. Pandža has appeared in 99 career games while Rajković has played in 97 games during his Redhawk career.

PROJECTED STARTING LINEUP

| POS. | NO. | NAME | YR | HT | PPG | RPG | NOTABLES |
|------|-----|-------------------|------|-----|------|------|-------------------------------|
| G | 1 | Maleek Arington | JR | 6-3 | 8.9 | 2.6 | 6 pts, 4 reb, 3 assts, 2 stls |
| G | 2 | Paris Dawson | SR | 6-2 | 10.5 | 3.4 | 11 pts, 3 reb, 3 assts at UTA |
| G | 11 | John Christofilis | R-JR | 6-3 | 11.5 | 2.5 | 7 pts, 2 reb, 2 assts at UTA |
| F | 12 | MA Moncrieffe | GR | 6-8 | 15.1 | 11.0 | 9 pts, 14 reb at UTA |
| F | 96 | Kobe Williamson | SR | 6-8 | 8.4 | 3.4 | 13 pts, 6 reb, 2 blks at UTA |

OFF THE BENCH

| | | | | | | | |
|---|----|-------------------|------|------|-----|-----|--|
| G | 0 | Brayden Maldonado | JR | 6-0 | 8.2 | 1.9 | 4 pts, 2 stls vs SUU |
| G | 5 | DaSean Stevens | JR | 6-3 | 5.1 | 1.5 | 8 pts, 3 assts at UTA |
| C | 6 | Houran Dan | FR | 6-10 | 4.4 | 2.4 | 6 pts, 4 reb in 12 mins vs SUU |
| G | 7 | Vasja Pandža | SR | 6-8 | 2.8 | 2.1 | 99 career games played at Seattle U |
| F | 8 | Malek Gomma | SO | 6-8 | 3.6 | 3.6 | 4 pts, 4 reb, 2 blks vs SUU |
| F | 15 | Will Heimbrodt | R-FR | 6-6 | 2.4 | 2.3 | 2 assts, 3 reb, 1 stl vs SUU |
| G | 19 | Eric Zheng | FR | 5-10 | 3.0 | 0.0 | 1-1 from 3 in his first collegiate appearance vs Pacific |
| G | 21 | Viktor Rajković | SR | 6-6 | 2.8 | 1.7 | 97 career games played at Seattle U |



UNIVERSITY INFORMATION

Location: Seattle, Wash.
Founded: 1891
Enrollment: 7,160 (4,171 undergrad)
Nickname/Colors: Redhawks/Red and White
Affiliation: NCAA Division I
Conference: Western Athletic Conference
Home Facility (capacity):
Redhawk Center (999)
Climate Pledge Arena (9,000)
President: Eduardo Peñalver
Director of Athletics: Shaney Fink
Athletic Ticket Office: 206-398-GOSU (4678)

COACHING STAFF

Head Coach
Chris Victor (Concordia Irvine '04)
Fourth year (Eighth overall)
Record at Seattle U: 74-46 (.617) (3+ years)
Career Record: 177-85 (.676) (9+ years)
Assistant Coach
Grant Leep (Washington '02) - Second year
Assistant Coach
D'Marques Tyson (Portland '18) - Fourth year
Assistant Coach
Steven Shpreyregin (WSU '19) - Fourth year
Assistant Coach
Colin Rardin (Pacific, '21) - Second year
Assistant Coach
Bryce Douglas (Puget Sound, '09) - Second Year
Director of Operations
Nicholas Andrews (Seattle U, '24) - First Year
Video Coordinator
Thomas Moore (Eastern Wash., '18) - Third year

TEAM FACTS

2023-24 Record: 23-14
2023-24 WAC Record/Finish: 11-9/T-4th
Letterwinners Returning/Lost: 7/6
Starters Returning/Lost: 2/3
Redshirts/Newcomers: 1/8
2023-24 Postseason Result: CBI Champions

MEDIA CONTACT

Assoc AD for Strategic Comm/MBB Contact:
Sarah Finney
Phone: 206-445-2237
Email: finneysa@seattleu.edu
Athletic Website: www.GoSeattleU.com
Mailing Address:
901 12th Ave., Seattle, WA 98122

MATCH UP HISTORY

Seattle U (8-11, 3-2 WAC) vs
Utah Valley (14-6, 6-0 WAC)

ALL-TIME: Series tied 14-14

HOME: SU leads 9-5

AWAY: UVU leads 7-6

NEUTRAL: UVU leads 1-0

LAST: SU 62, UVU 61
at Seattle, WA (1/26/24)

STREAK: SU won 1

LAST 10

- 1/26/24 - **SU 62**, UVU 61 (at SU)
- 11/29/23 - SU 72, **UVU 78** (at UVU)
- 2/18/23 - SU 57, **UVU 68** (at SU)
- 1/14/23 - **SU 85**, UVU 80 (at UVU)
- 2/24/22 - SU 52, **UVU 67** (at UVU)
- 1/12/22 - **SU 71**, UVU 65 (at SU)
- 1/15/21 - SU 92, **UVU 93** (ot) (at SU)
- 2/8/20 - **SU 87**, UVU 85 (ot) (at UVU)
- 1/11/20 - **SU 83**, UVU 50 (at SU)
- 2/26/19 - SU 68, **UVU 77** (at SU)

ABOUT THE SERIES VS UTAH VALLEY

- Seattle U and Utah Valley are meeting for the 29th time, with the all-time series knotted at 14-14.
- In 2023-24, the teams split the home-and-home series for the third consecutive year.
- Seattle U won the most recent meeting, 62-61, on Jan. 26, 2024 in Seattle. Cameron Tyson had 16 points and Alex Schumacher added 15 in the win.
- Utah Valley defended home court with a 78-72 win on Nov. 28, 2023. Seattle U led 35-34 at halftime, but the Wolverines got hot in the second half, shooting better than 52% from the field. Tyson led the Redhawks with 23 points while Schumacher added 21.
- Recent years have seen exciting battles between the two sides, including a road win for both the Redhawks and Wolverines in 2022-23.
- The recent two-game win streak for UVU was the first such streak for either side since 2019-20 season when the Redhawks swept the home-and-home, including a runaway 83-50 victory in the Redhawk Center (1/11/20) and an 87-85 overtime thriller in Orem, capped by a game-winning shot from Morgan Means.

NET RANKING UPDATE

- In games played through Jan. 23, Seattle U ranks No. 168 in the NET rankings.
- The Redhawks' record thus far includes a 1-1 mark against Quad I opponents, including a road win at now 61st-ranked UC San Diego and a road loss at now 2nd-ranked Duke, and a road win over Quad 2, now 94th-ranked Washington.
- Seattle U debuted at No. 105 in the first NET ranking of the season,

released Monday, Dec. 1.

NATIONAL RANKS (games thru Jan. 23)

The Redhawks rank:

- 27th in Free Throws Made Per Game (17.3)
- 26th in Free Throw Attempts Per Game (23.6)

Individuals rank:

- 6th in Rebounds P/G (11.0) - Matthew-Alexander Moncrieffe
- 9th in Double-Doubles (9) - Matthew-Alexander Moncrieffe
- 10th in Defensive Rebs P/G (7.50) - Matthew-Alexander Moncrieffe
- 24th in FG% (59.1) - Matthew-Alexander Moncrieffe
- 20th in Offensive Rebounds P/G (3.50) - Matthew-Alexander Moncrieffe
- 29th in Free Throw Attempts (126) - Matthew-Alexander Moncrieffe
- 26th in Rebounds (176) - Matthew-Alexander Moncrieffe
- 64th in Made Free Throws (86) - Matthew-Alexander Moncrieffe

REDHAWK RUNDOWN

- Seattle U led 47-22 at halftime against SUU on Jan. 18, improving to 7-0 when leading at the half.
- Matthew-Alexander Moncrieffe was named WAC Player and Newcomer of the Week for his 23-point, 11-rebound performance in Seattle U's 66-64 win over Abilene Christian on Jan. 11.
- Seattle U's 66-64 win over Abilene Christian on Jan. 11 marked the first time in 10 games this season that the Redhawks had trailed at halftime and came back to win. It also marked the first time in six games this season that the Redhawks won when the final score was within five points.
- The Redhawks closed out an up-and-down non-conference slate of action with a 5-9 record. They picked up big road wins at UC San Diego and Washington, while also contesting the likes of Duke, Liberty and Furman.
- Seattle U earned a 79-70 win at Washington on Dec. 23, snapping a 19-game losing streak against the crosstown foe, dating back to 1978.
- Seattle U's 111 points scored on Dec. 14 against Pacific (Ore.) marked the highest scoring output for a Redhawk



squad since scoring 115 versus Pacific on Nov. 12, 2019.

- The 67-point margin of victory surpassed the previous modern DI record of 62 points set on Dec. 17, 2015 in a 98-36 win over Northwest Indian College. It is the largest margin of victory since Seattle U defeated Northwest University (then known as Northwest College), 122-51, during the 1988-89 season.

- Matthew-Alexander Moncrieffe was named WAC Newcomer of the Week on Dec. 9 after averaging 14.5 points, 9.0 rebounds and 2.0 assists in two games for Seattle U. His efforts included the season's fifth double double on Dec. 4 against Portland State.

- On Dec. 4, Seattle U poured in a then season-high 91 points in a 91-74 win over Portland State, marking the first time they eclipsed 90 points since Dec. 17, 2023 when they dropped a 100-99 double-overtime thriller

to Washington. Both games were contested at Climate Pledge Arena.

- Seattle U's 22 offensive boards against Furman on Nov. 26 is the most since Nov. 15, 2015, when the Redhawks hauled in 24 o-boards against Sacramento State.

- The game versus Northwest on Nov. 22 featured 60 total foul calls. The Redhawks went 29-of-40 from the free-throw line, both numbers marking the most since Dec. 23, 2022, when they went 32-of-45 from the line versus Iona at the Diamond Head Classic in Hawaii.

NO PLACE LIKE HOME

- The Redhawk roster features five players from the state of Washington, including three who call the city of Seattle home. The list includes returners John

Christofilis (O'Dea HS/Creighton), Malek Gomma (Ingraham HS/Elite Prep), and Niko Fotopoulos (Bishop Blanchete HS/St. Thomas More School). New to the squad from the state of Washington are junior Maleek Arington (Auburn, WA/Auburn HS/Idaho State) and Ray Adams (Olympia, WA/North Thurston HS).

- Seattle U's coaching staff features numerous local ties as assistant coaches Grant Leep, D'Marques Tyson, Steven Shpreyregin and Bryce Douglas all hail from the state of Washington.

INTERNATIONAL FLAVOR

While five players hail from the state of Washington, the Redhawks are also well represented from around the globe. In addition to 10 players from three different states in the USA, the Redhawks roster also includes

2024-25 NUMERICAL ROSTER

| NO. | NAME | POS | HT | WT | YR | HOMETOWN/PREVIOUS SCHOOL |
|-----|------------------------------|-----|------|-----|-------|--|
| 0 | Brayden Maldonado | G | 6-0 | 171 | Jr. | Anchorage, Alaska/Smokey Hill HS/MSU Denver |
| 1 | Maleek Arington | G | 6-3 | 207 | Jr. | Auburn, Wash./Auburn HS/Idaho State |
| 2 | Paris Dawson | G | 6-2 | 170 | Sr. | Carson, Calif./Centennial HS/Portland State |
| 5 | DaSean Stevens | G | 6-3 | 180 | Jr. | Redlands, Calif./Redlands East Valley HS/Mt. San Jacinto College |
| 6 | Houran Dan | C | 6-10 | 228 | Fr. | Neimenggu, China/Zhejiang Huipu Senior HS/Canyon Intl (Ariz.) |
| 7 | Vasja Pandža | G | 6-8 | 218 | Sr. | Leeds, England/The Hotchkiss School (Conn.) |
| 8 | Malek Gomma | F | 6-8 | 245 | So. | Seattle, Wash./Ingraham HS/Elite Prep |
| 10 | Ray Adams | F | 6-8 | 193 | Fr. | Olympia, Wash./North Thurston HS |
| 11 | John Christofilis | G | 6-3 | 204 | R-Jr. | Seattle, Wash./O'Dea HS/Creighton |
| 12 | Matthew-Alexander Moncrieffe | F | 6-8 | 214 | Gr. | Toronto, Ontario, Canada/Orangeville Prep/Oklahoma St./Georgia |
| 15 | Will Heimbrot | F | 6-7 | 220 | R-Fr. | San Anselmo, Calif./Archie Williams HS/Southern California Academy |
| 19 | Eric Zheng | G | 5-10 | 167 | Fr. | Beijing, China/Ruamrudee International School (Bangkok) |
| 21 | Viktor Rajković | F | 6-6 | 225 | Sr. | Mill Valley, Calif./The Branson School/Golden State Prep |
| 25 | Yuto Kawashima | F | 6-9 | 215 | Fr. | Gunma, Japan/Ohori HS/Centre of Excellence (Australia) |
| 30 | Niko Fotopoulos | G | 6-3 | 175 | R-So. | Seattle, Wash./Bishop Blanchet HS/St. Thomas More School/Chaminade |
| 96 | Kobe Williamson | F | 6-8 | 245 | Sr. | Melbourne, Australia/Haileybury College |

COACHING STAFF

Head Coach: Chris Victor (Concordia Irvine '04) – Fourth year (Eighth overall)

Assistant Coach: Grant Leep (Washington '02) – Second year

Assistant Coach: D'Marques Tyson (Portland '18) – Fourth year

Assistant Coach: Steven Shpreyregin (Washington State, '18) – Fourth year

Assistant Coach: Colin Rardin (Pacific '21) – Second year

Assistant Coach: Bryce Douglas (Puget Sound '09) – Second Year

Director of Operations: Nicholas Andrews (Seattle U, '24) – First year

Video Coordinator: Thomas Moore (Eastern Washington, '18) – Third season

PRONUNCIATION GUIDE

#1 Maleek Arington: Air-ing-ton

#6 Houran Dan: Who-rhan

#7 Vasja Pandža: Vahs-ee-ah Pawn-jah

#8 Malek Gomma: Mal-eeek Goh-mah

#11 John Christofilis: Chris-toph-ill-iss

#12 Matthew-Alexander Moncrieffe:

Mawn (like yawn)-kreef

#15 Will Heimbrot: High-mmh-brodt

#19 Eric Zheng: Zeng

#21 Viktor Rajković: Rai-koh-vich

#25 Yuto Kawashima: You-toe Kah-wah-shee-mah

#30 Niko Fotopoulos: Pho-top-oh-los

D'Marques Tyson: Deh-marcus

Steven Shpreyregin: Spray-ray-gun

FOLLOW THE REDHAWKS

HOW TO WATCH: Unless otherwise noted, all men's basketball home games will be video streamed on ESPN+. Additional broadcast details, and specific information regarding road games, can be found on the team schedule page at GoSeattleU.com/MBB.

SOCIAL MEDIA: In addition to game broadcasts and coverage on GoSeattleU.com, fans are encouraged to follow and engage with the Redhawks on social media. The Redhawks can be found on Twitter, Instagram by searching @seattleumbb and on Facebook at facebook.com/seattleumbb.

DOWNLOAD THE GOSEATTLEU APP: Stay connected to your favorite teams with GoSeattleU, the official mobile app of Seattle U Athletics. Featuring real-time news alerts, schedules, exclusive multimedia content, gameday details and more, the new GoSeattleU app is free and compatible with both mobile and tablet iOS and Android devices. Through the app, Redhawk fans enjoy a personalized mobile experience with the ability to receive breaking news and score notifications for the teams they follow, shop for official Seattle U merchandise, donate, manage tickets and more. To download the app to your smartphone or tablet, visit the App Store or Google Play and search for "Seattle U Athletics."



NATIONAL TV

Seattle University men's basketball is slated for four nationally televised broadcasts in 2024-25.

Seattle U will appear on national television for back-to-back games in November as part of the Terry's Chocolate Vegas Showdown, presented by ESPN. The Redhawks will face Furman on Nov. 26 at T-Mobile Arena in Las Vegas. Tip time is 8:30 p.m. PT on ESPNU. Three days later, on Nov. 29, Seattle U will travel to Durham, N.C. for a first-ever meeting with Duke at Cameron Indoor Stadium. Tip off is set for 4 p.m. PT on the ACC Network.

The Redhawks will also appear on the Big Ten Network on Dec. 20 when they head north on I-5 to face Washington on Dec. 23. Tip time is 7 p.m. from Alaska Airlines Arena.

The Jan. 30 WAC match-up at Grand Canyon has been selected to air on ESPNU. The game is one of three WAC match-ups added to ESPN's linear schedule for the season. The game will tip off at 9 p.m. Phoenix time, 8 p.m. Pacific from Global Credit Union Arena in Phoenix, marking the first of two conference meetings between the Redhawks and Lopes.

All remaining games for the 2024-25 season, home and away, are currently slated to air on ESPN+.



two players from China, one from Japan, one from England, one from Canada and one from Australia.

SEATTLE STORYLINES

- 2024-25 marks the Redhawks' final year competing in the Western Athletic Conference after Seattle University was accepted into the West Coast Conference beginning July 1, 2025.
- Seattle U returns seven players from a 2023-24 squad that went 23-14 overall on its way to winning the 2024 Ro College Basketball Invitational in Daytona Beach, Fla. The Redhawks, the No. 2 seed in the tournament, won four games in five days to clinch the first postseason championship in program history.
- The Redhawks are riding three consecutive seasons of 20 wins or more, achieving the feat for the first time since 1957-59. Along with the 23-win campaign last year, the Redhawks went 20-12 overall in 2022-23 and 23-9 in 2021-22.
- The Redhawks' 2022 Western Athletic Conference regular season title was the first DI conference title for the program and just the second overall conference title (Seattle U won the 2006-07 DII Great Northwest Athletic Conference crown).
- Seattle U is among the top nine DI programs in the country with three or more international true freshmen on their roster. The Redhawks' trio includes Houran Dan (China), Yuto Kawashima (Japan) and Eric Zheng (China). Buffalo leads all programs with six and Florida International has five. Seven other programs, including Seattle U, tie for third with three each.
- In the DI ranks this season, Seattle U's Houran Dan and Eric Zheng are two of just five players who hail from China. In addition, Yuto Kawashima is among just seven players to hail from Japan.
- Kobe Williamson became the program's all-time leading shot blocker on Dec. 9, 2023 and enters this season with 147 career blocks.
- The Redhawks played five game overtime games in 2023-24. They are 2-4 all-time in OT under Head Coach Chris Victor.

AGAINST THE RANKS

- Seattle U's meeting at No. 11 Duke, marked just the fourth meeting against a ranked opponent in its modern-day DI era (dating back to 2008-09), and the highest ranked opponent to date. The Redhawks are 1-3 in games against ranked opponents.
- The last time the Redhawks battled a top-25 team was Dec. 17, 2019 in a crosstown battle with then No. 22 Washington. Seattle U led at halftime of that meeting, but the Huskies used a 23-3 surge in the final five minutes of play to win, 81-59.
- On Dec. 21, 2011, Seattle U hosted No. 24 Virginia at KeyArena. The Cavaliers won, 83-77.

- The Redhawks' first ranked match-up came on Mar. 3, 2009 against then No. 13 Washington. The Huskies would claim an 87-60 victory at Alaska Airlines Arena.

WHAT'S IN A NUMBER

Three Redhawks will don a new number across their chest this season. Senior Vasja Pandža traded in No. 1 for No. 7, sophomore Malek Gomma swapped out No. 24 for No. 8 and senior Kobe Williamson traded in No. 33 for No. 96.

HOME COURT ADVANTAGE

Seattle U has gone 48-11 (.814) on its home court during the past three-plus seasons under Head Coach Chris Victor. That record includes a 36-7 (.837) mark at the Redhawk Center, including 12-2 in 2023-24, and a 14-4 (.778) mark in 18 total games played at Climate Pledge Arena.

PRESEASON HONORS

Redshirt junior guard John Christofilis was named to the five-member Preseason All-Western Athletic Conference Team, as voted on by the league's 11 head coaches. Christofilis returns for his second season with the Redhawks following a breakout year in 2023-24. The Seattle native averaged 12.7 points and 2.3 rebounds per game a season ago. He led Seattle U in scoring seven times and scored in double figures 17 total times. After scoring 18 points to go with five rebounds and two steals in his Redhawk debut, Christofilis missed the next nine games due to a hand injury. In his fourth game back, he poured in a career-high 32 points on 13-of-22 FGs. Christofilis finished the season with 64 threes, hitting at a team-high 39.8% clip.

WAC PRESEASON POLLS

Seattle University was selected third in the 2024-25 Western Athletic Conference Preseason Coaches Poll. The Redhawks are coming off a 2023-24 season that saw them finish 23-14 overall, including 11-9 in WAC play, and culminate with the College Basketball Invitational Championship. The 23-win season was the third consecutive year the Redhawks hit or surpassed the 20-win marker, the first such streak since 1957-59.

Seattle U's third place pick came with one first-place vote and 46 total points. Reigning WAC Tournament champion Grand Canyon earned eight first-place votes and 64 points to be named the preseason favorite. UT Arlington earned 49 points to edge the Redhawks for second place.

GET YOUR TICKETS

Single-game tickets and mini plans are available for purchase. All ticket options may be purchased online



INSIDE THE NUMBERS

| | |
|----------------------|------|
| 2024-25 Record | 8-11 |
| Non-Conference | 5-9 |
| WAC | 3-2 |
| Home | 6-3 |
| Away | 2-7 |
| Neutral | 0-1 |
| In overtime | 0-0 |

| | |
|-------------------------------------|----------------------------------|
| Current Streak | L1 |
| Last win | 1/18/25 vs Southern Utah (75-52) |
| Last loss | 1/23/25 at UT Arlington (56-65) |
| Current Home Streak | W3 |
| Last win | 1/18/25 vs Southern Utah (75-52) |
| Last loss | 12/30/24 vs. Nicholls (69-71) |
| Current Road Streak | L2 |
| Last win | 12/23/24 at Washington (79-70) |
| Last loss | 1/23/25 at UT Arlington (56-65) |
| Current Neutral Streak | L1 |
| Last win | 3/27/24 vs. High Point (77-67) |
| Last loss | 11/26/24 vs. Furman (56-61) |

| | |
|------------------------|-----|
| Records When... | |
| November | 2-5 |
| December | 3-4 |
| January | 3-2 |
| February | 0-0 |
| March | 0-0 |

| | |
|-----------------|-----|
| Monday | 1-2 |
| Tuesday | 0-1 |
| Wednesday | 1-1 |
| Thursday | 1-2 |
| Friday | 1-2 |
| Saturday | 4-3 |
| Sunday | 0-0 |

| | |
|----------------------------|------|
| Leading at halftime | 7-0 |
| Trailing at halftime | 1-10 |
| Tied at halftime | 0-1 |

| | |
|-----------------------------|-----|
| Scoring less than 60 | 0-4 |
| Scoring between 60-69 | 1-3 |
| Scoring between 70-79 | 2-3 |
| Scoring between 80-89 | 3-1 |
| Scoring 90 or more | 2-0 |

| | |
|------------------------------|-----|
| Allowing less than 60 | 3-0 |
| Allowing between 60-69 | 2-4 |
| Allowing between 70-79 | 3-4 |
| Allowing between 80-89 | 0-2 |
| Allowing 90 or more | 0-1 |

| | |
|---------------------------------|-----|
| Shooting below 30% | 0-2 |
| Shooting between 30-39.9% | 2-4 |
| Shooting between 40-44.9% | 2-3 |
| Shooting between 45-49.9% | 0-1 |
| Shooting between 50-54.9% | 2-1 |
| Shooting 55% or above | 2-0 |

| | |
|--|-----|
| Opponent shooting below 30% | 1-0 |
| Opponent shooting between 30-39.9% | 2-2 |
| Opponent shooting between 40-44.9% | 1-1 |
| Opponent shooting between 45-49.9% | 3-3 |
| Opponent shooting between 50-54.9% | 1-2 |
| Opponent shooting 55% or above | 0-3 |

| | |
|---|-----|
| More or same rebounds than opponent | 6-6 |
| Fewer rebounds than opponent | 1-5 |

| | |
|--------------------|-----|
| Win the tip | 6-4 |
| Lose the tip | 2-7 |

| | |
|------------------------------------|-----|
| Game decided by 1-5 Points | 1-5 |
| Game decided by 6-10 Points | 1-2 |
| Game decided by 11-15 Points | 1-1 |
| Game decided by 16-20 Points | 2-1 |
| Game decided by 21+ Points | 3-1 |

| | |
|---|-----|
| SU has 0 players in double figures | 0-0 |
| SU has 1 players in double figures | 0-1 |
| SU has 2 players in double figures | 0-4 |
| SU has 3 players in double figures | 4-5 |
| SU has 4 players in double figures | 3-0 |
| SU has 5+ players in double figures | 1-1 |

| | |
|-----------------------------|-----|
| Wearing Black Jerseys | 2-3 |
| Wearing Grey Jerseys | 0-0 |
| Wearing Red Jerseys | 0-3 |
| Wearing White Jerseys | 6-3 |

at goseattleu.com/tix or over the phone at 206-398-GOSU.

UP NEXT

Seattle U has a single-game week next week, traveling to face Grand Canyon in Phoenix on Thursday, Jan. 30. ESPN. The game is one of three WAC match-ups added to ESPN's linear schedule for the season and will tip off at 9 p.m. Phoenix time, 8 p.m. Pacific on ESPN.

FROM SEATTLE U TO THE G LEAGUE



Seattle University men's basketball has a trio of alumni in the NBA G League.

Cameron Tyson, '23, Alex Schumacher, '24 and Tarrell Brown, Jr., '20 are currently competing for the Rip City Remix, Windy City Bulls and Greensboro Swarm, respectively.



In his first season with the new Rip City remix squad, Tyson is averaging 9.1 points and 2.9 rebounds while hitting 41.6% from three through 16 games.



Schumacher recently had a season-high 19 pts and is averaging 8.6 points, 2.8 rebounds, 3.1 assists and 1.3 steals through 16 games played for the Bulls.



Brown Jr., is averaging 8.2 points, 2.8 rebounds and 2.8 assists in 14 games played. Brown is in his third season in the G League and second with the Swarm.



THE LAST TIME SEATTLE U...

| | |
|--|---|
| Won at home..... | 1/18/25 vs. Southern Utah, 75-52 |
| Lost at home..... | 12/30/24 vs. Nicholls, 69-71 |
| Won on the road..... | 12/23/24 at Washington, 79-70 |
| Lost on the road..... | 1/23/25 at UT Arlington, 56-65 |
| Won at a neutral site..... | 3/27/24 vs. High Point, 77-67 (Daytona Beach, FL) |
| Lost at a neutral site..... | 11/26/24 vs. Furman, 56-61 (Las Vegas, NV) |
| Won five+ consecutive games..... | 8 in 2022-23 (12/25/22-1/21/23) |
| Won 10+ consecutive games..... | 10 in 2008-09 (1/13/09 - 2/27/09) |
| Won 20+ consecutive games..... | 26 in 1953-54 |
| Lost five+ consecutive games..... | 5 in 2018-19 (1/3/19 - 1/19/19) |
| Scored less than 50 points..... | 11/29/24 at No. 11 Duke, 48-70 |
| Scored 80-89 points..... | 11/16/25 vs. Utah Tech, 82-62 |
| Scored 90-99 points..... | 12/4/24 vs. Portland State, 91-74 |
| Scored 100+ points..... | 12/14/24 vs. Pacific (Ore.), 111-44 |
| Won an overtime game..... | 12/20/22 vs. Louisiana Tech, 79-73 (ot) |
| Lost an overtime game..... | 1/18/24 at SFA, 84-89 (ot) |
| Defeated a nationally-ranked team..... | 1/12/74 vs. No. 16 UNLV, 82-64 |
| Lost to a nationally-ranked team..... | 11/29/24 at No. 11 Duke, 48-70 |
| Hosted a nationally-ranked team..... | 12/21/11 vs. No. 24 Virginia (L, 77-83) |
| Shot under 30% FG..... | 11/29/24 at No. 11 Duke, 21.3% (10-47) |
| Shot 30-39.9% FG..... | 1/23/25 at UT Arlington, 36.8% (21-57) |
| Shot 40-49.9% FG..... | 1/18/25 vs. Southern Utah, 48.4% (31-64) |
| Shot 50-59.9% FG..... | 1/16/25 vs. Utah Tech, 50.8% (31-62) |
| Shot 60+% FG..... | 12/14/24 vs. Pacific (Ore.), 60.6% (40-66) |
| Had 50+ rebounds..... | 12/14/24 vs. Pacific (Ore.), 50 |
| Made 10+ 3-Pointers..... | 1/23/25 at UT Arlington, 10 |

THE LAST TIME A SEATTLE U PLAYER...

| | |
|-----------------------------|--|
| Scored 25-29 points..... | 2/20/24, Cameron Tyson vs. Stephen F. Austin, 27 |
| Scored 30-39 points..... | 3/27/24, Cameron Tyson vs. High Point, 30 |
| Scored 40-59 points..... | 11/28/09, Charles Garcia vs. Wofford, 41 |
| Scored 60+ points..... | 1/30/58, Elgin Baylor vs. Portland, 60 |
| Made 10+ field goals..... | 1/16/25, Matthew-Alexander Moncrieffe vs. Utah Tech, 10 |
| Made 5+ 3-pointers..... | 12/20/24, Brayden Maldonado vs. Illinois-Chicago, 5 |
| Had 10-15 rebounds..... | 1/23/25, Matthew-Alexander Moncrieffe at UTA, 14 |
| Had 16-19 rebounds..... | 12/23/24, Matthew-Alexander Moncrieffe at Washington, 16 |
| Had 20+ rebounds..... | 2/15/97, Roger Hammond at Northwest College, 24 |
| Had a double-double..... | 1/16/25, Matthew-Alexander Moncrieffe vs. Utah Tech (22p, 15r) |
| Had a triple-double..... | 12/22/21, Emeka Udenyi vs. Northwest (11p, 12r, 10a) |
| Led team in pts. & rbs..... | 1/16/25, Matthew-Alexander Moncrieffe vs. Utah Tech (22p, 15r) |
| Shot 100% FG (min. 5)..... | 11/7/22, Emeka Udenyi at UC San Diego (5-5) |
| Shot 100% FT (min. 10)..... | 12/20/23, Cameron Tyson vs. Louisiana Tech (13-13) |
| Had 10+ assists..... | 11/22/23, Alex Schumacher vs. Idaho, 11 |
| Had 5+ steals..... | 11/9/24, Maleek Arington vs. Liberty, 11/9/24 |
| Had 5+ blocks..... | 11/8/23, Kobe Williamson vs. Prairie View A&M, 5 |
| | 11/8/23, Brandon Chatfield vs. Prairie View A&M, 5 |

STATISTICAL NOTEABLES

30-plus Points

| | |
|-------|-------|
| | |
|-------|-------|

20-plus Points

| | |
|---------|---|
| 23..... | Matthew-Alexander Moncrieffe at Washington, 12/23/24 |
| 23..... | Matthew-Alexander Moncrieffe vs. Abilene Christian, 1/11/25 |
| 22..... | John Christofilis vs. Portland State, 12/4/24 |
| 22..... | Brayden Maldonado vs. Illinois-Chicago, 12/20/24 |
| 22..... | Matthew-Alexander Moncrieffe vs. Utah Tech, 1/16/25 |
| 21..... | Maleek Arington at UC San Diego, 11/16/24 |
| 20..... | Matthew-Alexander Moncrieffe at EWU, 11/6/24 |

15-plus Rebounds

| | |
|---------|--|
| 16..... | Matthew-Alexander Moncrieffe at Washington, 12/23/24 |
| 15..... | Matthew-Alexander Moncrieffe at Cal Poly, 11/14/24 |
| 15..... | Matthew-Alexander Moncrieffe vs. Utah Tech, 1/16/25 |

5-plus Assists

| | |
|--------|--|
| 8..... | Paris Dawson vs. Abilene Christian, 1/11/25 |
| 7..... | Maleek Arington at EWU, 11/6/24 |
| 7..... | Maleek Arington at Cal Poly, 11/14/24 |
| 7..... | Maleek Arington vs. Portland State, 12/4/24 |
| 7..... | Maleek Arington at UTEP, 12/7/24 |
| 6..... | Maleek Arington at UC San Diego, 11/16/24 |
| 6..... | Maleek Arington at No. 11 Duke, 11/29/24 |
| 6..... | Maleek Arington vs. Pacific (Ore.), 12/14/24 |
| 6..... | Paris Dawson at Western Kentucky, 12/17/24 |
| 6..... | Maleek Arington at California Baptist, 1/4/25 |
| 5..... | Maleek Arington vs. Illinois-Chicago, 12/20/24 |

5-plus Steals

| | |
|--------|--------------------------------------|
| 5..... | Maleek Arington vs. Liberty, 11/9/24 |
|--------|--------------------------------------|

5-plus Blocks

| | |
|-------|-------|
| | |
|-------|-------|

DOUBLE-DOUBLES

| | |
|---------------|---|
| 20p, 11r..... | Matthew-Alexander Moncrieffe at EWU, 11/6/24 |
| 14p, 15r..... | Matthew-Alexander Moncrieffe at Cal Poly, 11/14/24 |
| 14p, 13r..... | Matthew-Alexander Moncrieffe at UC San Diego, 11/16/24 |
| 13p, 13r..... | Matthew-Alexander Moncrieffe vs. Furman, 11/26/24 |
| 15p, 10r..... | Matthew-Alexander Moncrieffe vs. Portland State, 12/4/24 |
| 23p, 16r..... | Matthew-Alexander Moncrieffe at Washington, 12/23/24 |
| 18p, 13r..... | Matthew-Alexander Moncrieffe at California Baptist, 1/4/25 |
| 23p, 11r..... | Matthew-Alexander Moncrieffe vs. Abilene Christian, 1/11/25 |
| 22p, 15r..... | Matthew-Alexander Moncrieffe vs. Utah Tech, 1/16/25 |



Chris Victor enters his fourth year as Head Coach of the Redhawks in 2024-25. The season will mark his eighth year overall at Seattle University as he spent four seasons as Associate Head Coach. Over the past three seasons, Victor has compiled a 66-35 record, including three straight seasons of 20 wins or more – the first such streak since 1957-59.

Most recently, the 2023-34 concluded in the program's first-ever postseason tournament championship as the Redhawks won four games in five days to clinch the 2024 Ro College Basketball Invitational (CBI) in

Daytona Beach, Fla. The postseason run led the Redhawks to a 23-win season for the second time in the past three years under Victor, as well as a 117 NET ranking – the highest such end-of-season ranking for the program.

The 2022-23 season brought continued success as Victor's Redhawks notched the 20-win marker for a second consecutive season, marking the first back-to-back 20-win seasons since 1963-64. Along the way, the program earned its first appearance in a Division I national poll since the 1964-65 season, receiving votes in the Jan. 23 USA Today Sports Men's Basketball Coaches Poll, while also earning the highest NET ranking in the ranking system's history, coming in at No. 61 to start the year.

Taking the helm of the program as interim head coach days before the 2021-22 season began, Victor led the Redhawks to their first ever Western Athletic

Conference regular season title and a 23-9 overall record. The run through the 2021-22 season included a 9-4 non-conference record, 17-2 home record and a nine-game win streak that included an 8-0 start to WAC play for the first time in 10 years competing in the league. Victor's Redhawks took just 26 games to reach 20 wins, marking the 15th 20-win season in program history. The 23-win marker was last achieved in 1957-58 and is the most wins by a Seattle U coach in their first season.

Victor was named Don Haskins WAC Coach of the Year and District 6 Coach of the Year following the 2021-22 season. He was also named a finalist for the 2022 Joe B. Hall and Hugh Durman Coach of the Year awards. The Joe B. Hall award is presented annually to the top first-year coach in Division I college basketball. The Hugh Durham award, is presented annually to the top Division I mid-major coach in college basketball.

Victor served four seasons as an associate head coach at Seattle U beginning in 2017-18 when the Redhawks finished 20-14 overall, 16-3 on their home court, 8-6 in WAC play and earned a berth in the Collegiate Basketball Invitational (CBI). Seattle U returned to the postseason in 2018-19, competing in the CollegeInsider.com Postseason Tournament (CIT). The Redhawks combined for 26 wins over the shortened 2019-20 and 2020-21 seasons.

Prior to Seattle U, Victor served as an assistant coach at Eastern Washington for two seasons. His first season on the Eagle coaching staff was punctuated by Eastern's first-ever victory in a national postseason tournament as a member of NCAA Division I when the Eagles beat Pepperdine, 79-72, in the College Basketball Invitational. The Eagles went 22-12 and returned to the CBI in 2016-17.

Victor's first head coaching position was at Citrus College in Glendora, Calif., where he led the Owls of the Western State Conference and California Community College Athletic Association to 103 victories over five seasons. He won 73 percent of his games overall (103-39) and 73 percent in league play (44-16) with a pair of CCCAA Final Four appearances and one league title.

Victor spent four seasons as a top assistant at Concordia University in Irvine, Calif., under Head Coach Ken Ammann. In that span, Concordia went 118-23, won three out of four Golden State Athletic Conference Championships and made four-straight appearances in the NAIA National Tournament, including appearing in the national title game in 2006-07.

Prior to his coaching career, Victor was a decorated player at Concordia, playing a key role in helping the Eagles advance to the NAIA championship game in both 2003 and 2004. In the 2003 title game, Victor scored a season-high 26 points and dished out nine assists as he helped lead Concordia to its first national championship in program history. Victor helped his school to a 90-21 record, and is ranked in the top 10 all-time in points and 3-pointers, and is third all-time in assists and steals for Concordia.

He received his bachelor of arts degree in 2004 as a business marketing major with a mathematics minor. He earned his master's degree from Concordia in 2010 in coaching and athletic administration. Victor and his wife, Sara, have two children, Leo and Isabella.

COACH VICTOR'S YEAR-BY-YEAR RESULTS

| YEAR | SCHOOL | OVERALL | PCT | CONFERENCE |
|---|----------------|---------------|-------------|--------------|
| 2009-10 | Citrus College | 29-3 | .906 | 12-0 |
| 2010-11 | Citrus College | 27-6 | .818 | 9-3 |
| 2011-12 | Citrus College | 28-2 | .933 | 12-0 |
| 2012-13 | Citrus College | 16-11 | .593 | 6-4 |
| 2013-14 | Citrus College | 16-9 | .640 | 8-4 |
| 2014-15 | Citrus College | 16-11 | .593 | 9-5 |
| <i>Totals at Citrus College (6 seasons)</i> | | <i>103-39</i> | <i>.725</i> | <i>56-16</i> |
| | | | | |
| 2021-22 | Seattle U | 23-9 | .719 | 14-4 |
| 2022-23 | Seattle U | 20-12 | .625 | 11-7 |
| 2023-24 | Seattle U | 23-14 | .623 | 11-9 |
| 2024-25 | Seattle U | 8-11 | .421 | 3-2 |
| <i>Totals at Seattle U (3+ seasons)</i> | | <i>74-46</i> | <i>.617</i> | <i>39-22</i> |
| | | | | |
| <i>Total as Head Coach (9+ seasons)</i> | | <i>177-85</i> | <i>.676</i> | <i>95-38</i> |




BROADCAST ROSTER




BRAYDEN MALDONADO
6-0 • 171 • G • JR



MALEEK ARINGTON
6-3 • 207 • G • JR



PARIS DAWSON
6-2 • 170 • G • SR



DASEAN STEVENS
6-3 • 180 • G • JR



HOURLAN DAN
6-10 • 228 • C • FR



VASJA PANDŽA
6-8 • 218 • G • SR



MALEK GOMMA
6-8 • 245 • F • SO



RAY ADAMS
6-8 • 193 • F • FR



JOHN CHRISTOFILIS
6-3 • 204 • G • R-JR




MATTHEW-ALEXANDER MONCREIFFE
6-8 • 214 • F • GR



WILL HEIMBRODT
6-7 • 220 • F • R-FR



ERIC ZHENG
5-10 • 167 • G • FR



VIKTOR RAJKOVIĆ
6-6 • 225 • F • SR



YUTO KAWASHIMA
6-9 • 215 • F • FR



NIKO FOTOPoulos
6-3 • 175 • G • R-SO



KOBE WILLIAMSON
6-8 • 245 • F • SR



CHRIS VICTOR
HEAD COACH



GRANT LEEP
ASSISTANT COACH



D'MARQUES TYSON
ASSISTANT COACH



STEVEN SHPREYREGIN
ASSISTANT COACH




COLIN RARDIN
ASSISTANT COACH



BYRCE DOUGLAS
ASSISTANT COACH



NICHOLAS ANDREWS
DIRECTOR OF OPERATIONS



THOMAS MOORE
VIDEO COORDINATOR



2024-25 Seattle U Men's Basketball Combined Team Statistics All games

Page 1/1
as of Jan 24, 2025

Game Records

| Record | Overall | Home | Away | Neutral |
|----------------|---------|------|------|---------|
| ALL GAMES | 8-11 | 6-3 | 2-7 | 0-1 |
| CONFERENCE | 3-2 | 3-0 | 0-2 | 0-0 |
| NON-CONFERENCE | 5-9 | 3-3 | 2-5 | 0-1 |

Score by Periods

| Team | 1st | 2nd | OT | TOT |
|-----------|-----|-----|----|------|
| Seattle U | 659 | 731 | 0 | 1390 |
| Opponents | 616 | 688 | 0 | 1304 |

Team Box Score

| No. | Player | | | | Total | | 3-Point | | F-Throw | | Rebounds | | | | | | | | | | | |
|-----------|-------------------------------|-------|--------|------|----------|-------|----------|-------|---------|-------|----------|-----|-----|------|-----|----|-----|-----|-----|-----|------|------|
| | | GP-GS | MIN | AVG | FG-FGA | FG% | 3FG-3FGA | 3FG% | FT-FTA | FT% | OFF | DEF | TOT | AVG | PF | DQ | A | TO | BLK | STL | PTS | AVG |
| 12 | MONCRIEFFE, Matthew-Alexander | 16-16 | 462:38 | 28.9 | 78-139 | .561 | 0-6 | .000 | 86-126 | .683 | 56 | 120 | 176 | 11.0 | 41 | 2 | 16 | 50 | 6 | 18 | 242 | 15.1 |
| 11 | CHRISTOFILIS, John | 19-19 | 526:09 | 27.7 | 75-215 | .349 | 35-112 | .313 | 34-38 | .895 | 12 | 35 | 47 | 2.5 | 14 | 0 | 9 | 21 | 1 | 7 | 219 | 11.5 |
| 2 | DAWSON, Paris | 19-9 | 478:09 | 25.2 | 56-146 | .384 | 29-78 | .372 | 59-69 | .855 | 7 | 58 | 65 | 3.4 | 34 | 0 | 40 | 26 | 3 | 21 | 200 | 10.5 |
| 1 | ARINGTON, Maleek | 19-17 | 551:44 | 29.0 | 55-132 | .417 | 9-35 | .257 | 50-80 | .625 | 13 | 36 | 49 | 2.6 | 40 | 1 | 86 | 45 | 3 | 34 | 169 | 8.9 |
| 96 | WILLIAMSON, Kobe | 7-5 | 145:05 | 20.7 | 25-47 | .532 | 5-13 | .385 | 4-4 | 1.000 | 10 | 14 | 24 | 3.4 | 17 | 0 | 8 | 10 | 9 | 4 | 59 | 8.4 |
| 0 | MALDONADO, Brayden | 19-12 | 394:33 | 20.8 | 47-130 | .362 | 31-87 | .356 | 30-34 | .882 | 7 | 30 | 37 | 1.9 | 38 | 0 | 21 | 18 | 2 | 25 | 155 | 8.2 |
| 5 | STEVENS, DaSean | 16-0 | 194:29 | 12.2 | 28-70 | .400 | 17-35 | .486 | 8-9 | .889 | 5 | 19 | 24 | 1.5 | 11 | 0 | 20 | 3 | 2 | 5 | 81 | 5.1 |
| 6 | DAN, Houran | 19-5 | 237:08 | 12.5 | 26-48 | .542 | 0-2 | .000 | 31-44 | .705 | 28 | 18 | 46 | 2.4 | 38 | 1 | 2 | 13 | 12 | 1 | 83 | 4.4 |
| 8 | GOMMA, Malek | 18-9 | 284:38 | 15.8 | 27-49 | .551 | 0-0 | .000 | 10-18 | .556 | 27 | 38 | 65 | 3.6 | 40 | 1 | 10 | 8 | 4 | 6 | 64 | 3.6 |
| 19 | ZHENG, Eric | 1-0 | 01:23 | 1.4 | 1-1 | 1.000 | 1-1 | 1.000 | 0-0 | .000 | 0 | 0 | 0 | 0.0 | 1 | 0 | 0 | 0 | 0 | 0 | 3 | 3.0 |
| 7 | PANDŽA, Vasja | 18-2 | 217:02 | 12.1 | 19-47 | .404 | 6-23 | .261 | 7-10 | .700 | 3 | 35 | 38 | 2.1 | 24 | 1 | 7 | 12 | 2 | 8 | 51 | 2.8 |
| 21 | RAJKOVIĆ, Viktor | 10-1 | 129:15 | 12.9 | 10-22 | .455 | 7-14 | .500 | 1-2 | .500 | 6 | 11 | 17 | 1.7 | 11 | 0 | 2 | 6 | 0 | 3 | 28 | 2.8 |
| 15 | HEIMBRODT, Will | 15-0 | 177:47 | 11.9 | 12-26 | .462 | 3-9 | .333 | 9-15 | .600 | 13 | 21 | 34 | 2.3 | 20 | 0 | 11 | 6 | 9 | 9 | 36 | 2.4 |
| Team | | | | | | | | | | | 25 | 28 | 53 | | | | 10 | | | | | |
| Total | | 19 | 3800 | | 459-1072 | .428 | 143-415 | .345 | 329-449 | .733 | 212 | 463 | 675 | 35.5 | 329 | 6 | 232 | 228 | 53 | 141 | 1390 | 73.2 |
| Opponents | | 19 | 3800 | | 468-1032 | .453 | 138-408 | .338 | 230-347 | .663 | 149 | 450 | 599 | 31.5 | 362 | 3 | 262 | 250 | 62 | 131 | 1304 | 68.6 |

Team Statistics

| | SU | OPP |
|------------------------|-----------------|-----------------|
| Scoring | 1390 | 1304 |
| Points per game | 73.2 | 68.6 |
| Scoring margin | +4.5 | - |
| Field goals-att | 459-1072 | 468-1032 |
| Field goal pct | .428 | .453 |
| 3 point fg-att | 143-415 | 138-408 |
| 3-point FG pct | .345 | .338 |
| 3-pt FG made per game | 7.5 | 7.3 |
| Free throws-att | 329-449 | 230-347 |
| Free throw pct | .733 | .663 |
| F-Throws made per game | 17.3 | 12.1 |
| Rebounds | 675 | 599 |
| Rebounds per game | 35.5 | 31.5 |
| Rebounding margin | +4.0 | - |
| Assists | 232 | 262 |
| Assists per game | 12.2 | 13.8 |
| Turnovers | 228 | 250 |
| Turnovers per game | 12.0 | 13.2 |
| Turnover margin | +1.2 | - |
| Assist/turnover ratio | 1.0 | 1.0 |
| Steals | 141 | 131 |
| Steals per game | 7.4 | 6.9 |
| Blocks | 53 | 62 |
| Blocks per game | 2.8 | 3.3 |
| Winning streak | 0 | - |
| Home win streak | 3 | - |
| Attendance | 8721 | 32227 |
| Home games-Avg/Game | 9-969 | 9-3581 |
| Neutral site-Avg/Game | - | 1-14757 |

Team Results

| Date | Opponent | | Score | Att. |
|------------|-----------------------|---|--------|-------|
| 11/06/2024 | at Eastern Wash. | L | 86-93 | 1492 |
| 11/09/2024 | Liberty | L | 64-66 | 999 |
| 11/14/2024 | at Cal Poly | L | 71-75 | 1623 |
| 11/16/2024 | at UC San Diego | W | 84-71 | 1206 |
| 11/22/2024 | Northwest (WA) | W | 80-52 | 966 |
| 11/26/2024 | vs Furman | L | 56-61 | 14757 |
| 11/29/2024 | at Duke | L | 48-70 | 9314 |
| 12/04/2024 | Portland St. | W | 91-74 | 1194 |
| 12/07/2024 | at UTEP | L | 72-88 | 4522 |
| 12/14/2024 | Pacific (OR) | W | 111-44 | 688 |
| 12/17/2024 | at Western Ky. | L | 73-86 | 2702 |
| 12/20/2024 | UIC | L | 68-79 | 852 |
| 12/23/2024 | at Washington | W | 79-70 | 7228 |
| 12/30/2024 | Nicholls | L | 69-71 | 840 |
| 01/04/2025 | at California Baptist | L | 59-61 | 2611 |
| 01/11/2025 | Abilene Christian | W | 66-64 | 1461 |
| 01/16/2025 | Utah Tech | W | 82-62 | 949 |
| 01/18/2025 | Southern Utah | W | 75-52 | 772 |
| 01/23/2025 | at UT Arlington | L | 56-65 | 1529 |



2024-25 Seattle U Men's Basketball Combined Team Statistics In Conference games

Page 1/1
as of Jan 24, 2025

Game Records

| Record | Overall | Home | Away | Neutral |
|----------------|---------|------|------|---------|
| ALL GAMES | 3-2 | 3-0 | 0-2 | 0-0 |
| CONFERENCE | 3-2 | 3-0 | 0-2 | 0-0 |
| NON-CONFERENCE | 0-0 | 0-0 | 0-0 | 0-0 |

Score by Periods

| Team | 1st | 2nd | OT | TOT |
|-----------|-----|-----|----|-----|
| Seattle U | 173 | 165 | 0 | 338 |
| Opponents | 157 | 147 | 0 | 304 |

Team Box Score

| No. Player | | | | | Total | | 3-Point | | F-Throw | | Rebounds | | | | | | | | | | | | | |
|------------|-------------------------------|-------|--------|------|---------|------|----------|------|---------|-------|----------|-----|-----|------|----|----|----|----|-----|-----|-----|------|--|--|
| | | GP-GS | MIN | AVG | FG-FGA | FG% | 3FG-3FGA | 3FG% | FT-FTA | FT% | OFF | DEF | TOT | AVG | PF | DQ | A | TO | BLK | STL | PTS | AVG | | |
| 12 | MONCRIEFFE, Matthew-Alexander | 5-5 | 159:25 | 31.9 | 31-57 | .544 | 0-3 | .000 | 20-33 | .606 | 23 | 35 | 58 | 11.6 | 8 | 0 | 4 | 18 | 3 | 5 | 82 | 16.4 | | |
| 11 | CHRISTOFILIS, John | 5-5 | 131:37 | 26.3 | 19-59 | .322 | 7-30 | .233 | 7-7 | 1.000 | 5 | 10 | 15 | 3.0 | 1 | 0 | 2 | 4 | 1 | 1 | 52 | 10.4 | | |
| 96 | WILLIAMSON, Kobe | 5-5 | 104:15 | 20.9 | 19-30 | .633 | 4-9 | .444 | 2-2 | 1.000 | 7 | 8 | 15 | 3.0 | 14 | 0 | 5 | 7 | 4 | 3 | 44 | 8.8 | | |
| 2 | DAWSON, Paris | 5-4 | 137:47 | 27.6 | 14-34 | .412 | 8-18 | .444 | 7-7 | 1.000 | 2 | 18 | 20 | 4.0 | 6 | 0 | 17 | 7 | 1 | 6 | 43 | 8.6 | | |
| 5 | STEVENS, DaSean | 3-0 | 54:24 | 18.1 | 8-19 | .421 | 3-8 | .375 | 4-4 | 1.000 | 2 | 6 | 8 | 2.7 | 5 | 0 | 7 | 0 | 1 | 2 | 23 | 7.7 | | |
| 1 | ARINGTON, Maleek | 5-5 | 154:14 | 30.8 | 14-36 | .389 | 4-14 | .286 | 5-14 | .357 | 2 | 6 | 8 | 1.6 | 10 | 0 | 19 | 9 | 0 | 11 | 37 | 7.4 | | |
| 0 | MALDONADO, Brayden | 5-1 | 76:09 | 15.2 | 5-18 | .278 | 2-12 | .167 | 5-7 | .714 | 2 | 4 | 6 | 1.2 | 9 | 0 | 5 | 4 | 0 | 7 | 17 | 3.4 | | |
| 8 | GOMMA, Malek | 4-0 | 30:03 | 7.5 | 6-7 | .857 | 0-0 | .000 | 0-0 | .000 | 2 | 4 | 6 | 1.5 | 8 | 0 | 2 | 1 | 2 | 1 | 12 | 3.0 | | |
| 15 | HEIMBRODT, Will | 5-0 | 68:36 | 13.7 | 5-10 | .500 | 0-0 | .000 | 1-3 | .333 | 4 | 11 | 15 | 3.0 | 9 | 0 | 2 | 3 | 6 | 4 | 11 | 2.2 | | |
| 6 | DAN, Houran | 5-0 | 56:58 | 11.4 | 4-14 | .286 | 0-0 | .000 | 3-5 | .600 | 9 | 5 | 14 | 2.8 | 8 | 0 | 0 | 2 | 2 | 1 | 11 | 2.2 | | |
| 7 | PANDŽA, Vasja | 4-0 | 26:32 | 6.6 | 2-6 | .333 | 0-4 | .000 | 2-2 | 1.000 | 0 | 1 | 1 | 0.3 | 2 | 0 | 0 | 0 | 0 | 1 | 6 | 1.5 | | |
| Team | | | | | | | | | | | 3 | 11 | 14 | | | | | 1 | | | | | | |
| Total | | 5 | 1000 | | 127-290 | .438 | 28-98 | .286 | 56-84 | .667 | 61 | 119 | 180 | 36.0 | 80 | 0 | 63 | 56 | 20 | 42 | 338 | 67.6 | | |
| Opponents | | 5 | 1000 | | 110-271 | .406 | 35-106 | .330 | 49-75 | .653 | 50 | 115 | 165 | 33.0 | 73 | 0 | 63 | 68 | 22 | 32 | 304 | 60.8 | | |

Team Statistics

| | SU | OPP |
|------------------------|--------|--------|
| Scoring | | |
| Points per game | 67.6 | 60.8 |
| Scoring margin | +6.8 | - |
| Field goals-att | | |
| Field goal pct | .438 | .406 |
| 3 point fg-att | | |
| 3-point FG pct | .286 | .330 |
| 3-pt FG made per game | 5.6 | 7.0 |
| Free throws-att | | |
| Free throw pct | .667 | .653 |
| F-Throws made per game | 11.2 | 9.8 |
| Rebounds | | |
| Rebounds per game | 36.0 | 33.0 |
| Rebounding margin | +3.0 | - |
| Assists | | |
| Assists per game | 12.6 | 12.6 |
| Turnovers | | |
| Turnovers per game | 11.2 | 13.6 |
| Turnover margin | +2.4 | - |
| Assist/turnover ratio | 1.1 | 0.9 |
| Steals | | |
| Steals per game | 8.4 | 6.4 |
| Blocks | | |
| Blocks per game | 4.0 | 4.4 |
| Winning streak | | |
| Home win streak | 3 | - |
| Attendance | | |
| Home games-Avg/Game | 3-1061 | 2-2070 |
| Neutral site-Avg/Game | - | 0-0 |

Team Results

| Date | Opponent | | Score | Att. |
|------------|-----------------------|---|-------|------|
| 01/04/2025 | at California Baptist | L | 59-61 | 2611 |
| 01/11/2025 | Abilene Christian | W | 66-64 | 1461 |
| 01/16/2025 | Utah Tech | W | 82-62 | 949 |
| 01/18/2025 | Southern Utah | W | 75-52 | 772 |
| 01/23/2025 | at UT Arlington | L | 56-65 | 1529 |



2024-25 PLAYER GAME-BY-GAME

#0 BRAYDEN MALDONADO

| Opponent | Date | GS | MIN | Total | | 3-Pointers | | Free throws | | Rebounds | | | | PF | A | TO | BLK | STL | PTS | AVG |
|--------------------------|------------|----|------------------|---------------|-------------|--------------|-------------|--------------|-------------|----------|-----------|-----------|------------|-----------|-----------|-----------|----------|-----------|------------|------------|
| | | | | FG-FGA | PCT | 3FG-3FGA | PCT | FT-FTA | PCT | OFF | DEF | TOT | AVG | | | | | | | |
| at Eastern Wash. Liberty | 11/06/2024 | * | 14:23 | 2-9 | .222 | 2-5 | .400 | 1-1 | 1.000 | 0 | 0 | 0 | 0.0 | 1 | 0 | 0 | 0 | 0 | 7 | 7.0 |
| at Cal Poly | 11/09/2024 | * | 19:45 | 0-3 | .000 | 0-2 | .000 | 0-0 | .000 | 0 | 2 | 2 | 1.0 | 2 | 0 | 1 | 0 | 1 | 0 | 3.5 |
| at UC San Diego | 11/14/2024 | * | 28:06 | 5-11 | .455 | 3-8 | .375 | 0-0 | .000 | 0 | 0 | 0 | 0.7 | 3 | 1 | 1 | 0 | 2 | 13 | 6.7 |
| Northwest (WA) | 11/16/2024 | * | 14:09 | 2-7 | .286 | 2-5 | .400 | 2-2 | 1.000 | 1 | 2 | 3 | 1.3 | 3 | 0 | 2 | 0 | 1 | 8 | 7.0 |
| vs Furman | 11/22/2024 | * | 28:35 | 3-10 | .300 | 2-7 | .286 | 2-2 | 1.000 | 1 | 0 | 1 | 1.2 | 2 | 1 | 0 | 0 | 2 | 10 | 7.6 |
| at Duke | 11/26/2024 | * | 32:14 | 5-12 | .417 | 3-7 | .429 | 2-2 | 1.000 | 1 | 2 | 3 | 1.5 | 2 | 4 | 2 | 0 | 2 | 15 | 8.8 |
| Portland St. | 11/29/2024 | * | 17:26 | 0-4 | .000 | 0-3 | .000 | 5-5 | 1.000 | 0 | 2 | 2 | 1.6 | 4 | 0 | 1 | 0 | 0 | 5 | 8.3 |
| at UTEP | 12/04/2024 | * | 25:05 | 1-4 | .250 | 1-4 | .250 | 4-5 | .800 | 0 | 1 | 1 | 1.5 | 4 | 3 | 0 | 1 | 0 | 7 | 8.1 |
| Pacific (OR) | 12/07/2024 | * | 15:46 | 1-7 | .143 | 1-5 | .200 | 3-4 | .750 | 1 | 1 | 2 | 1.6 | 0 | 1 | 0 | 0 | 2 | 6 | 7.9 |
| at Western Ky. | 12/14/2024 | * | 23:02 | 6-11 | .545 | 5-8 | .625 | 2-2 | 1.000 | 0 | 6 | 6 | 2.0 | 0 | 3 | 1 | 0 | 2 | 19 | 9.0 |
| UIC | 12/17/2024 | * | 29:12 | 4-12 | .333 | 2-7 | .286 | 1-1 | 1.000 | 0 | 6 | 6 | 2.4 | 2 | 1 | 0 | 0 | 2 | 11 | 9.2 |
| at Washington Nicholls | 12/20/2024 | | 26:11 | 8-11 | .727 | 5-7 | .714 | 1-1 | 1.000 | 1 | 2 | 3 | 2.4 | 4 | 1 | 3 | 1 | 3 | 22 | 10.3 |
| at California Baptist | 12/23/2024 | | 20:60 | 1-4 | .250 | 0-3 | .000 | 2-2 | 1.000 | 0 | 0 | 0 | 2.2 | 1 | 1 | 2 | 0 | 1 | 4 | 9.8 |
| Abilene Christian | 12/30/2024 | | 23:31 | 4-7 | .571 | 3-4 | .750 | 0-0 | .000 | 0 | 2 | 2 | 2.2 | 1 | 0 | 1 | 0 | 0 | 11 | 9.9 |
| Utah Tech | 01/04/2025 | | 11:04 | 1-4 | .250 | 1-4 | .250 | 0-0 | .000 | 0 | 0 | 0 | 2.1 | 0 | 1 | 0 | 0 | 1 | 3 | 9.4 |
| Southern Utah | 01/11/2025 | | 17:48 | 0-4 | .000 | 0-3 | .000 | 3-5 | .600 | 1 | 0 | 1 | 2.0 | 4 | 2 | 2 | 0 | 2 | 3 | 9.0 |
| at UT Arlington | 01/16/2025 | | 15:19 | 2-4 | .500 | 1-3 | .333 | 2-2 | 1.000 | 1 | 4 | 5 | 2.2 | 1 | 1 | 1 | 0 | 2 | 7 | 8.9 |
| Totals | 01/18/2025 | | 24:07 | 2-4 | .500 | 0-0 | .000 | 0-0 | .000 | 0 | 0 | 0 | 2.1 | 2 | 0 | 1 | 0 | 2 | 4 | 8.6 |
| | 01/23/2025 | * | 07:51 | 0-2 | .000 | 0-2 | .000 | 0-0 | .000 | 0 | 0 | 0 | 1.9 | 2 | 1 | 0 | 0 | 0 | 0 | 8.2 |
| Totals | | | 12 394:33 | 47-130 | .362 | 31-87 | .356 | 30-34 | .882 | 7 | 30 | 37 | 1.9 | 38 | 21 | 18 | 2 | 25 | 155 | 8.2 |

Player Averages

| Games Played | Minutes/ game | Points/ game | FG Pct | 3FG Pct | FT Pct | Rebounds/ game | Assists/ game | Turnovers/ game | Assist/Turnover ratio | Steals/ game | Blocks/ game |
|--------------|---------------|--------------|--------|---------|--------|----------------|---------------|-----------------|-----------------------|--------------|--------------|
| 19 | 20.8 | 8.2 | 36.2 | 35.6 | 88.2 | 1.9 | 1.1 | 0.9 | 1.2 | 1.3 | 0.1 |

| | | | | Field Goals | | 3-Point | | F-Throws | | Rebounds | | | | | | | | | Scoring | |
|--------------|------|-------|-----------|-------------|------|----------|------|----------|------|----------|-----|-----|-----|-------|-----|-----|-----|-----|---------|------|
| SEASON | TEAM | GP-GS | MIN/AVG | FG-FGA | FG% | 3FG-3FGA | 3FG% | FT-FTA | FT% | OFF | DEF | TOT | AVG | PF-FO | A | TO | BLK | STL | PTS | AVG |
| 2022-23 | MSUD | 28-27 | 740/26.4 | 76-189 | .402 | 27-80 | .338 | 58-71 | .817 | 15 | 70 | 85 | 3.0 | 51-0 | 78 | 44 | 5 | 21 | 237 | 8.5 |
| 2023-24 | MSUD | 29-29 | 960/33.1 | 151-337 | .448 | 54-157 | .344 | 131-147 | .891 | 12 | 106 | 118 | 4.1 | 79-1 | 77 | 64 | 14 | 49 | 487 | 16.8 |
| 2024-25 | SU | 19-12 | 395/20.8 | 47-130 | .362 | 31-87 | .356 | 30-34 | .882 | 7 | 30 | 37 | 1.9 | 38-0 | 21 | 18 | 2 | 25 | 155 | 8.2 |
| TOTAL FOR SU | | 19-12 | 395/20.8 | 47-130 | .362 | 31-87 | .356 | 30-34 | .882 | 7 | 30 | 37 | 1.9 | 38-0 | 21 | 18 | 2 | 25 | 155 | 8.2 |
| TOTAL | | 76-68 | 2094/27.6 | 274-656 | .418 | 112-324 | .346 | 219-252 | .869 | 34 | 206 | 240 | 3.2 | 168-1 | 176 | 126 | 21 | 95 | 879 | 11.6 |

Single Game Highs

| Statistic | Value | |
|--------------|-------|--|
| Points | 27 | at West Tex. A&M 11/16/23 |
| Rebounds | 8 | at UC-Colo. Springs 01/13/23, at Colorado Mesa 02/17/24 |
| Assists | 7 | at Colorado Mesa 12/03/22, vs Westminster (UT) 12/01/23, vs Ark.-Fort Smith 11/12/22 |
| Steals | 5 | vs Ark.-Fort Smith 11/10/23, at Black Hills St. 12/08/23, at Chadron St. 02/23/24 |
| Blocks | 3 | at South Dakota Mines 12/09/23 |
| FG Made | 10 | at West Tex. A&M 11/16/23 |
| FG Attempts | 20 | at Fort Lewis 02/03/24 |
| 3FG Made | 6 | at West Tex. A&M 11/16/23 |
| 3FG Attempts | 11 | at West Tex. A&M 11/16/23 |
| FT Made | 11 | at N.M. Highlands 01/12/24 |
| FT Attempts | 13 | at N.M. Highlands 01/12/24 |



2024-25 PLAYER GAME-BY-GAME

#1 MALEEK ARINGTON

| Opponent | Date | GS | MIN | Total | | 3-Pointers | | Free throws | | Rebounds | | | | PF | A | TO | BLK | STL | PTS | AVG |
|--------------------------|------------|----|-------|--------|------|------------|-------|-------------|-------|----------|-----|-----|-----|----|---|----|-----|-----|-----|------|
| | | | | FG-FGA | PCT | 3FG-3FGA | PCT | FT-FTA | PCT | OFF | DEF | TOT | AVG | | | | | | | |
| at Eastern Wash. Liberty | 11/06/2024 | * | 30:37 | 3-7 | .429 | 1-1 | 1.000 | 1-1 | 1.000 | 0 | 0 | 0 | 0.0 | 2 | 7 | 5 | 0 | 0 | 8 | 8.0 |
| at Cal Poly | 11/09/2024 | * | 32:19 | 3-5 | .600 | 0-1 | .000 | 2-6 | .333 | 0 | 4 | 4 | 2.0 | 1 | 4 | 4 | 0 | 5 | 8 | 8.0 |
| at UC San Diego | 11/14/2024 | * | 29:44 | 3-8 | .375 | 0-1 | .000 | 2-2 | 1.000 | 1 | 0 | 1 | 1.7 | 3 | 7 | 2 | 0 | 3 | 8 | 8.0 |
| Northwest (WA) | 11/16/2024 | * | 28:53 | 7-12 | .583 | 1-3 | .333 | 6-9 | .667 | 0 | 1 | 1 | 1.5 | 4 | 6 | 1 | 1 | 0 | 21 | 11.3 |
| vs Furman | 11/22/2024 | * | 18:05 | 0-2 | .000 | 0-1 | .000 | 4-6 | .667 | 1 | 3 | 4 | 2.0 | 2 | 4 | 2 | 0 | 0 | 4 | 9.8 |
| at Duke | 11/26/2024 | * | 23:06 | 1-5 | .200 | 0-2 | .000 | 3-7 | .429 | 3 | 2 | 5 | 2.5 | 3 | 2 | 1 | 0 | 0 | 5 | 9.0 |
| Portland St. | 11/29/2024 | * | 32:21 | 1-6 | .167 | 0-1 | .000 | 4-4 | 1.000 | 0 | 2 | 2 | 2.4 | 0 | 6 | 3 | 0 | 1 | 6 | 8.6 |
| at UTEP | 12/04/2024 | * | 32:29 | 3-8 | .375 | 0-1 | .000 | 4-4 | 1.000 | 1 | 2 | 3 | 2.5 | 3 | 7 | 3 | 0 | 3 | 10 | 8.8 |
| Pacific (OR) | 12/07/2024 | * | 27:43 | 2-5 | .400 | 0-0 | .000 | 2-2 | 1.000 | 1 | 1 | 2 | 2.4 | 0 | 7 | 5 | 0 | 2 | 6 | 8.4 |
| at Western Ky. | 12/14/2024 | | 25:15 | 6-8 | .750 | 0-2 | .000 | 3-5 | .600 | 0 | 5 | 5 | 2.7 | 2 | 6 | 2 | 0 | 2 | 15 | 9.1 |
| UIC | 12/17/2024 | | 28:24 | 4-10 | .400 | 2-5 | .400 | 7-10 | .700 | 1 | 2 | 3 | 2.7 | 2 | 0 | 2 | 0 | 2 | 17 | 9.8 |
| at Washington | 12/20/2024 | * | 33:57 | 4-10 | .400 | 1-2 | .500 | 1-2 | .500 | 0 | 4 | 4 | 2.8 | 2 | 5 | 3 | 2 | 3 | 10 | 9.8 |
| Nicholls | 12/23/2024 | * | 20:17 | 1-4 | .250 | 0-0 | .000 | 2-2 | 1.000 | 1 | 3 | 4 | 2.9 | 5 | 2 | 1 | 0 | 1 | 4 | 9.4 |
| at California Baptist | 12/30/2024 | * | 34:20 | 3-6 | .500 | 0-1 | .000 | 4-6 | .667 | 2 | 1 | 3 | 2.9 | 1 | 4 | 2 | 0 | 1 | 10 | 9.4 |
| Abilene Christian | 01/04/2025 | * | 35:33 | 3-7 | .429 | 1-4 | .250 | 2-5 | .400 | 1 | 1 | 2 | 2.9 | 2 | 6 | 3 | 0 | 3 | 9 | 9.4 |
| Utah Tech | 01/11/2025 | * | 33:21 | 2-6 | .333 | 1-3 | .333 | 2-4 | .500 | 1 | 0 | 1 | 2.8 | 2 | 4 | 3 | 0 | 3 | 7 | 9.3 |
| Southern Utah | 01/16/2025 | * | 27:59 | 2-6 | .333 | 0-1 | .000 | 0-0 | .000 | 0 | 0 | 0 | 2.6 | 4 | 2 | 0 | 0 | 1 | 4 | 8.9 |
| at UT Arlington | 01/18/2025 | * | 22:43 | 5-9 | .556 | 1-2 | .500 | 0-1 | .000 | 0 | 1 | 1 | 2.5 | 1 | 4 | 1 | 0 | 2 | 11 | 9.1 |
| Totals | 01/23/2025 | * | 34:38 | 2-8 | .250 | 1-4 | .250 | 1-4 | .250 | 0 | 4 | 4 | 2.6 | 1 | 3 | 2 | 0 | 2 | 6 | 8.9 |

Player Averages

| Games Played | Minutes/game | Points/game | FG Pct | 3FG Pct | FT Pct | Rebounds/game | Assists/game | Turnovers/game | Assist/Turnover ratio | Steals/game | Blocks/game |
|--------------|--------------|-------------|--------|---------|--------|---------------|--------------|----------------|-----------------------|-------------|-------------|
| 19 | 29.0 | 8.9 | 41.7 | 25.7 | 62.5 | 2.6 | 4.5 | 2.4 | 1.9 | 1.8 | 0.2 |

| | | | | Field Goals | | 3-Point | | F-Throws | | Rebounds | | | | | | | | Scoring | | |
|--------------|------|-------|-----------|-------------|------|----------|------|----------|------|----------|-----|-----|-----|-------|-----|-----|-----|---------|-----|------|
| SEASON | TEAM | GP-GS | MIN/AVG | FG-FGA | FG% | 3FG-3FGA | 3FG% | FT-FTA | FT% | OFF | DEF | TOT | AVG | PF-FO | A | TO | BLK | STL | PTS | AVG |
| 2022-23 | ISU | 32-1 | 633/19.8 | 45-129 | .349 | 12-46 | .261 | 62-92 | .674 | 5 | 44 | 49 | 1.5 | 58-0 | 53 | 29 | 8 | 39 | 164 | 5.1 |
| 2023-24 | ISU | 34-34 | 1264/37.2 | 121-300 | .403 | 21-81 | .259 | 137-188 | .729 | 30 | 87 | 117 | 3.4 | 84-2 | 164 | 81 | 4 | 79 | 400 | 11.8 |
| 2024-25 | SU | 19-17 | 552/29.0 | 55-132 | .417 | 9-35 | .257 | 50-80 | .625 | 13 | 36 | 49 | 2.6 | 40-1 | 86 | 45 | 3 | 34 | 169 | 8.9 |
| TOTAL FOR SU | | 19-17 | 552/29.0 | 55-132 | .417 | 9-35 | .257 | 50-80 | .625 | 13 | 36 | 49 | 2.6 | 40-1 | 86 | 45 | 3 | 34 | 169 | 8.9 |
| TOTAL | | 85-52 | 2450/28.8 | 221-561 | .394 | 42-162 | .259 | 249-360 | .692 | 48 | 167 | 215 | 2.5 | 182-3 | 303 | 155 | 15 | 152 | 733 | 8.6 |

Single Game Highs

| Statistic | Value | |
|--------------|-------|---|
| Points | 23 | vs Northern Ariz. 02/29/24, vs Northern Colo. 03/02/24 |
| Rebounds | 9 | at Idaho 02/17/24 |
| Assists | 10 | vs Weber St. 02/24/24 |
| Steals | 6 | vs Northern Ariz. 02/29/24 |
| Blocks | 2 | vs UIC 12/20/24, vs Sacramento St. 01/19/23, at Grand Canyon 12/20/22 |
| FG Made | 8 | vs Northern Colo. 03/02/24 |
| FG Attempts | 16 | vs Northern Ariz. 02/29/24 |
| 3FG Made | 4 | vs Sacramento St. 02/08/24 |
| 3FG Attempts | 6 | at Campbell 11/21/23 |
| FT Made | 10 | vs Northern Ariz. 02/29/24 |
| FT Attempts | 14 | vs Northern Ariz. 02/29/24 |



2024-25 PLAYER GAME-BY-GAME

#2 PARIS DAWSON

| Opponent | Date | GS | MIN | Total | | 3-Pointers | | Free throws | | Rebounds | | | | PF | A | TO | BLK | STL | PTS | AVG |
|--------------------------|------------|----------|---------------|---------------|-------------|--------------|-------------|--------------|-------------|----------|-----------|-----------|------------|-----------|-----------|-----------|----------|-----------|------------|-------------|
| | | | | FG-FGA | PCT | 3FG-3FGA | PCT | FT-FTA | PCT | OFF | DEF | TOT | AVG | | | | | | | |
| at Eastern Wash. Liberty | 11/06/2024 | | 23:20 | 5-10 | .500 | 2-6 | .333 | 2-2 | 1.000 | 0 | 3 | 3 | 3.0 | 3 | 4 | 1 | 0 | 1 | 14 | 14.0 |
| at Cal Poly | 11/09/2024 | | 20:33 | 3-7 | .429 | 0-1 | .000 | 3-4 | .750 | 0 | 3 | 3 | 3.0 | 2 | 1 | 1 | 1 | 1 | 9 | 11.5 |
| at UC San Diego | 11/14/2024 | | 18:49 | 1-9 | .111 | 1-7 | .143 | 2-2 | 1.000 | 0 | 2 | 2 | 2.7 | 1 | 0 | 1 | 0 | 2 | 5 | 9.3 |
| Northwest (WA) | 11/16/2024 | | 25:14 | 2-4 | .500 | 1-1 | 1.000 | 4-4 | 1.000 | 0 | 2 | 2 | 2.5 | 1 | 1 | 0 | 0 | 0 | 9 | 9.3 |
| vs Furman | 11/22/2024 | | 21:09 | 3-6 | .500 | 1-3 | .333 | 9-10 | .900 | 0 | 3 | 3 | 2.6 | 2 | 4 | 2 | 0 | 1 | 16 | 10.6 |
| at Duke | 11/26/2024 | | 26:46 | 1-7 | .143 | 1-4 | .250 | 2-2 | 1.000 | 2 | 1 | 3 | 2.7 | 1 | 2 | 0 | 1 | 0 | 5 | 9.7 |
| Portland St. | 11/29/2024 | | 26:08 | 2-7 | .286 | 2-4 | .500 | 4-4 | 1.000 | 0 | 4 | 4 | 2.9 | 2 | 0 | 3 | 0 | 3 | 10 | 9.7 |
| at UTEP | 12/04/2024 | | 19:22 | 6-7 | .857 | 4-5 | .800 | 3-4 | .750 | 0 | 1 | 1 | 2.6 | 1 | 0 | 0 | 0 | 0 | 19 | 10.9 |
| Pacific (OR) | 12/07/2024 | | 28:10 | 6-10 | .600 | 4-8 | .500 | 2-3 | .667 | 0 | 2 | 2 | 2.6 | 2 | 3 | 3 | 0 | 2 | 18 | 11.7 |
| at Western Ky. | 12/14/2024 | * | 16:34 | 4-8 | .500 | 2-4 | .500 | 2-2 | 1.000 | 1 | 6 | 7 | 3.0 | 2 | 1 | 0 | 0 | 1 | 12 | 11.7 |
| UIC | 12/17/2024 | * | 33:04 | 4-14 | .286 | 1-7 | .143 | 8-9 | .889 | 0 | 1 | 1 | 2.8 | 4 | 6 | 2 | 0 | 1 | 17 | 12.2 |
| at Washington | 12/20/2024 | * | 30:50 | 2-11 | .182 | 0-3 | .000 | 4-6 | .667 | 2 | 5 | 7 | 3.2 | 2 | 0 | 1 | 0 | 0 | 8 | 11.8 |
| Nicholls | 12/23/2024 | * | 31:26 | 2-8 | .250 | 1-4 | .250 | 5-6 | .833 | 0 | 5 | 5 | 3.3 | 3 | 1 | 2 | 0 | 2 | 10 | 11.7 |
| at California Baptist | 12/30/2024 | * | 18:57 | 1-4 | .250 | 1-3 | .333 | 2-4 | .500 | 0 | 2 | 2 | 3.2 | 2 | 0 | 3 | 0 | 1 | 5 | 11.2 |
| Abilene Christian | 01/04/2025 | * | 35:29 | 1-5 | .200 | 1-3 | .333 | 2-2 | 1.000 | 1 | 6 | 7 | 3.5 | 1 | 2 | 2 | 1 | 2 | 5 | 10.8 |
| Utah Tech | 01/11/2025 | * | 31:09 | 4-9 | .444 | 1-4 | .250 | 3-3 | 1.000 | 0 | 6 | 6 | 3.6 | 2 | 8 | 2 | 0 | 2 | 12 | 10.9 |
| Southern Utah | 01/16/2025 | * | 31:52 | 4-10 | .400 | 3-4 | .750 | 0-0 | .000 | 1 | 2 | 3 | 3.6 | 1 | 1 | 1 | 0 | 0 | 11 | 10.9 |
| at UT Arlington | 01/18/2025 | * | 14:16 | 1-2 | .500 | 0-0 | .000 | 2-2 | 1.000 | 0 | 1 | 1 | 3.4 | 0 | 3 | 2 | 0 | 2 | 4 | 10.5 |
| at UT Arlington | 01/23/2025 | | 25:01 | 4-8 | .500 | 3-7 | .429 | 0-0 | .000 | 0 | 3 | 3 | 3.4 | 2 | 3 | 0 | 0 | 0 | 11 | 10.5 |
| Totals | | 9 | 478:09 | 56-146 | .384 | 29-78 | .372 | 59-69 | .855 | 7 | 58 | 65 | 3.4 | 34 | 40 | 26 | 3 | 21 | 200 | 10.5 |

Player Averages

| Games Played | Minutes/ game | Points/ game | FG Pct | 3FG Pct | FT Pct | Rebounds/ game | Assists/ game | Turnovers/ game | Assist/Turnover ratio | Steals/ game | Blocks/ game |
|--------------|---------------|--------------|--------|---------|--------|----------------|---------------|-----------------|-----------------------|--------------|--------------|
| 19 | 25.2 | 10.5 | 38.4 | 37.2 | 85.5 | 3.4 | 2.1 | 1.4 | 1.5 | 1.1 | 0.2 |

| | | | | Field Goals | | 3-Point | | F-Throws | | Rebounds | | | | | | | | Scoring | | |
|--------------|------|--------|-----------|-------------|------|----------|------|----------|------|----------|-----|-----|-----|-------|-----|-----|-----|---------|-----|------|
| SEASON | TEAM | GP-GS | MIN/AVG | FG-FGA | FG% | 3FG-3FGA | 3FG% | FT-FTA | FT% | OFF | DEF | TOT | AVG | PF-FO | A | TO | BLK | STL | PTS | AVG |
| 2020-21 | PSU | 22-16 | 514/23.4 | 57-153 | .373 | 32-86 | .372 | 38-55 | .691 | 15 | 36 | 51 | 2.3 | 52-0 | 26 | 26 | 0 | 21 | 184 | 8.4 |
| 2021-22 | PSU | 28-5 | 489/17.5 | 43-120 | .358 | 17-62 | .274 | 47-54 | .870 | 18 | 35 | 53 | 1.9 | 38-0 | 22 | 15 | 0 | 21 | 150 | 5.4 |
| 2022-23 | SU | 24-7 | 547/22.8 | 41-131 | .313 | 22-73 | .301 | 44-52 | .846 | 11 | 68 | 79 | 3.3 | 33-0 | 41 | 38 | 0 | 21 | 148 | 6.2 |
| 2023-24 | SU | 36-7 | 844/23.4 | 59-161 | .366 | 27-90 | .300 | 37-50 | .740 | 21 | 100 | 121 | 3.4 | 66-1 | 78 | 46 | 5 | 30 | 182 | 5.1 |
| 2024-25 | SU | 19-9 | 478/25.2 | 56-146 | .384 | 29-78 | .372 | 59-69 | .855 | 7 | 58 | 65 | 3.4 | 34-0 | 40 | 26 | 3 | 21 | 200 | 10.5 |
| TOTAL FOR SU | | 79-23 | 1869/23.7 | 156-438 | .356 | 78-241 | .324 | 140-171 | .819 | 39 | 226 | 265 | 3.4 | 133-1 | 159 | 110 | 8 | 72 | 530 | 6.7 |
| TOTAL | | 129-44 | 2872/22.3 | 256-711 | .360 | 127-389 | .326 | 225-280 | .804 | 72 | 297 | 369 | 2.9 | 223-1 | 207 | 151 | 8 | 114 | 864 | 6.7 |

Single Game Highs

| Statistic | Value | |
|--------------|-------|--|
| Points | 19 | vs Portland St. 12/04/24, vs George Fox 11/17/21 |
| Rebounds | 9 | at UTEP 12/30/23 |
| Assists | 8 | vs Abilene Christian 01/11/25 |
| Steals | 4 | at SFA 01/18/24 |
| Blocks | 1 | 8 times |
| FG Made | 6 | 5 times |
| FG Attempts | 14 | at Western Ky. 12/17/24 |
| 3FG Made | 4 | 5 times |
| 3FG Attempts | 9 | vs Northwest (WA) 12/09/23 |
| FT Made | 9 | vs Portland St. 11/13/22, vs Northwest (WA) 11/22/24 |
| FT Attempts | 10 | vs Portland St. 11/13/22, vs Northwest (WA) 11/22/24 |



2024-25 PLAYER GAME-BY-GAME

#5 DASEAN STEVENS

| Opponent | Date | GS | MIN | Total | | 3-Pointers | | Free throws | | Rebounds | | | | | | | | | | | |
|--------------------------|------------|----|--------|--------|-------|------------|-------|-------------|-------|----------|-----|-----|-----|----|----|----|-----|-----|-----|-----|--|
| | | | | FG-FGA | PCT | 3FG-3FGA | PCT | FT-FTA | PCT | OFF | DEF | TOT | AVG | PF | A | TO | BLK | STL | PTS | AVG | |
| at Eastern Wash. Liberty | 11/06/2024 | | 11:46 | 1-6 | .167 | 1-2 | .500 | 1-2 | .500 | 1 | 1 | 2 | 2.0 | 1 | 3 | 0 | 0 | 0 | 4 | 4.0 | |
| at Cal Poly | 11/09/2024 | | 05:07 | 0-1 | .000 | 0-0 | .000 | 0-0 | .000 | 0 | 0 | 0 | 1.0 | 1 | 1 | 0 | 0 | 0 | 0 | 2.0 | |
| at UC San Diego | 11/14/2024 | | 02:28 | 0-1 | .000 | 0-0 | .000 | 0-0 | .000 | 0 | 0 | 0 | 0.7 | 0 | 1 | 0 | 0 | 0 | 0 | 1.3 | |
| Northwest (WA) | 11/16/2024 | | 15:39 | 5-5 | 1.000 | 3-3 | 1.000 | 0-0 | .000 | 0 | 1 | 1 | 0.8 | 0 | 1 | 0 | 0 | 0 | 13 | 4.3 | |
| vs Furman | 11/22/2024 | | 22:41 | 4-12 | .333 | 2-5 | .400 | 0-0 | .000 | 0 | 4 | 4 | 1.4 | 2 | 1 | 0 | 0 | 2 | 10 | 5.4 | |
| at Duke | 11/26/2024 | | 02:11 | 0-1 | .000 | 0-1 | .000 | 0-0 | .000 | 0 | 1 | 1 | 1.3 | 0 | 0 | 0 | 0 | 0 | 0 | 4.5 | |
| Portland St. | 11/29/2024 | | 11:56 | 1-2 | .500 | 1-1 | 1.000 | 0-0 | .000 | 1 | 0 | 1 | 1.3 | 0 | 0 | 0 | 0 | 0 | 3 | 4.3 | |
| at UTEP | 12/04/2024 | | 04:36 | 0-1 | .000 | 0-0 | .000 | 0-0 | .000 | 0 | 1 | 1 | 1.3 | 0 | 0 | 0 | 0 | 0 | 0 | 3.8 | |
| Pacific (OR) | 12/07/2024 | | 09:39 | 1-3 | .333 | 1-2 | .500 | 0-0 | .000 | 0 | 0 | 0 | 1.1 | 1 | 1 | 0 | 0 | 0 | 3 | 3.7 | |
| at Western Ky. | 12/14/2024 | | 28:16 | 7-11 | .636 | 6-8 | .750 | 0-0 | .000 | 1 | 3 | 4 | 1.4 | 0 | 4 | 2 | 1 | 0 | 20 | 5.3 | |
| UIC | 12/17/2024 | | 15:00 | 1-6 | .167 | 0-4 | .000 | 3-3 | 1.000 | 0 | 1 | 1 | 1.4 | 1 | 0 | 0 | 0 | 1 | 5 | 5.3 | |
| Nicholls | 12/20/2024 | | 06:21 | 0-2 | .000 | 0-1 | .000 | 0-0 | .000 | 0 | 1 | 1 | 1.3 | 0 | 0 | 0 | 0 | 0 | 0 | 4.8 | |
| Utah Tech | 12/30/2024 | | 04:25 | 0-0 | .000 | 0-0 | .000 | 0-0 | .000 | 0 | 0 | 0 | 1.2 | 0 | 1 | 1 | 0 | 0 | 0 | 4.5 | |
| Southern Utah | 01/16/2025 | | 11:20 | 2-5 | .400 | 0-1 | .000 | 4-4 | 1.000 | 1 | 1 | 2 | 1.3 | 0 | 2 | 0 | 0 | 1 | 8 | 4.7 | |
| at UT Arlington | 01/18/2025 | | 18:54 | 3-7 | .429 | 1-4 | .250 | 0-0 | .000 | 1 | 5 | 6 | 1.6 | 2 | 2 | 0 | 0 | 0 | 7 | 4.9 | |
| | 01/23/2025 | | 24:10 | 3-7 | .429 | 2-3 | .667 | 0-0 | .000 | 0 | 0 | 0 | 1.5 | 3 | 3 | 0 | 1 | 1 | 8 | 5.1 | |
| Totals | | 0 | 194:29 | 28-70 | .400 | 17-35 | .486 | 8-9 | .889 | 5 | 19 | 24 | 1.5 | 11 | 20 | 3 | 2 | 5 | 81 | 5.1 | |

Player Averages

| Games Played | Minutes/game | Points/game | FG Pct | 3FG Pct | FT Pct | Rebounds/game | Assists/game | Turnovers/game | Assist/Turnover ratio | Steals/game | Blocks/game |
|--------------|--------------|-------------|--------|---------|--------|---------------|--------------|----------------|-----------------------|-------------|-------------|
| 16 | 12.2 | 5.1 | 40.0 | 48.6 | 88.9 | 1.5 | 1.3 | 0.2 | 6.7 | 0.3 | 0.1 |

| | | | | Field Goals | | 3-Point | | F-Throws | | Rebounds | | | | | | | | | Scoring | |
|---------|------|-------|----------|-------------|------|----------|------|----------|------|----------|-----|-----|-----|-------|----|----|-----|-----|---------|-----|
| SEASON | TEAM | GP-GS | MIN/AVG | FG-FGA | FG% | 3FG-3FGA | 3FG% | FT-FTA | FT% | OFF | DEF | TOT | AVG | PF-FO | A | TO | BLK | STL | PTS | AVG |
| 2024-25 | SU | 16-0 | 194/12.2 | 28-70 | .400 | 17-35 | .486 | 8-9 | .889 | 5 | 19 | 24 | 1.5 | 11-0 | 20 | 3 | 2 | 5 | 81 | 5.1 |
| TOTAL | | 16-0 | 194/12.2 | 28-70 | .400 | 17-35 | .486 | 8-9 | .889 | 5 | 19 | 24 | 1.5 | 11-0 | 20 | 3 | 2 | 5 | 81 | 5.1 |

Single Game Highs

| Statistic | Value | |
|--------------|-------|--|
| Points | 20 | vs Pacific (OR) 12/14/24 |
| Rebounds | 6 | vs Southern Utah 01/18/25 |
| Assists | 4 | vs Pacific (OR) 12/14/24 |
| Steals | 2 | vs Northwest (WA) 11/22/24 |
| Blocks | 1 | vs Pacific (OR) 12/14/24, at UT Arlington 01/23/25 |
| FG Made | 7 | vs Pacific (OR) 12/14/24 |
| FG Attempts | 12 | vs Northwest (WA) 11/22/24 |
| 3FG Made | 6 | vs Pacific (OR) 12/14/24 |
| 3FG Attempts | 8 | vs Pacific (OR) 12/14/24 |
| FT Made | 4 | vs Utah Tech 01/16/25 |
| FT Attempts | 4 | vs Utah Tech 01/16/25 |



2024-25 PLAYER GAME-BY-GAME

#6 HOURAN DAN

| Opponent | Date | GS | MIN | Total | | 3-Pointers | | Free throws | | Rebounds | | | | | | | | | | |
|-----------------------|------------|----|--------|--------|-------|------------|------|-------------|-------|----------|-----|-----|-----|----|---|----|-----|-----|-----|-----|
| | | | | FG-FGA | PCT | 3FG-3FGA | PCT | FT-FTA | PCT | OFF | DEF | TOT | AVG | PF | A | TO | BLK | STL | PTS | AVG |
| at Eastern Wash. | 11/06/2024 | | 03:28 | 0-0 | .000 | 0-0 | .000 | 0-0 | .000 | 0 | 0 | 0 | 0.0 | 0 | 0 | 0 | 0 | 0 | 0 | 0.0 |
| Liberty | 11/09/2024 | | 15:24 | 2-3 | .667 | 0-0 | .000 | 2-6 | .333 | 2 | 3 | 5 | 2.5 | 0 | 0 | 0 | 1 | 0 | 6 | 3.0 |
| at Cal Poly | 11/14/2024 | | 09:31 | 1-2 | .500 | 0-0 | .000 | 2-2 | 1.000 | 1 | 1 | 2 | 2.3 | 1 | 0 | 0 | 0 | 0 | 4 | 3.3 |
| at UC San Diego | 11/16/2024 | | 05:48 | 0-1 | .000 | 0-0 | .000 | 0-0 | .000 | 1 | 0 | 1 | 2.0 | 0 | 0 | 0 | 0 | 0 | 0 | 2.5 |
| Northwest (WA) | 11/22/2024 | | 10:26 | 1-1 | 1.000 | 0-0 | .000 | 2-2 | 1.000 | 3 | 0 | 3 | 2.2 | 5 | 1 | 3 | 2 | 0 | 4 | 2.8 |
| vs Furman | 11/26/2024 | | 03:53 | 0-1 | .000 | 0-0 | .000 | 0-0 | .000 | 0 | 0 | 0 | 1.8 | 1 | 0 | 1 | 0 | 0 | 0 | 2.3 |
| at Duke | 11/29/2024 | | 12:10 | 0-1 | .000 | 0-1 | .000 | 5-8 | .625 | 1 | 0 | 1 | 1.7 | 4 | 0 | 2 | 0 | 0 | 5 | 2.7 |
| Portland St. | 12/04/2024 | | 06:18 | 2-3 | .667 | 0-0 | .000 | 0-0 | .000 | 1 | 0 | 1 | 1.6 | 2 | 0 | 2 | 0 | 0 | 4 | 2.9 |
| at UTEP | 12/07/2024 | | 14:22 | 1-1 | 1.000 | 0-0 | .000 | 2-2 | 1.000 | 1 | 0 | 1 | 1.6 | 2 | 0 | 0 | 2 | 0 | 4 | 3.0 |
| Pacific (OR) | 12/14/2024 | * | 25:24 | 5-7 | .714 | 0-1 | .000 | 1-2 | .500 | 3 | 3 | 6 | 2.0 | 4 | 0 | 1 | 2 | 0 | 11 | 3.8 |
| at Western Ky. | 12/17/2024 | * | 17:27 | 1-1 | 1.000 | 0-0 | .000 | 4-6 | .667 | 3 | 0 | 3 | 2.1 | 4 | 0 | 0 | 1 | 0 | 6 | 4.0 |
| UIC | 12/20/2024 | * | 24:57 | 3-6 | .500 | 0-0 | .000 | 2-3 | .667 | 2 | 2 | 4 | 2.3 | 3 | 1 | 2 | 1 | 0 | 8 | 4.3 |
| at Washington | 12/23/2024 | * | 16:19 | 4-4 | 1.000 | 0-0 | .000 | 2-2 | 1.000 | 0 | 2 | 2 | 2.2 | 4 | 0 | 0 | 0 | 0 | 10 | 4.8 |
| Nicholls | 12/30/2024 | * | 14:43 | 2-3 | .667 | 0-0 | .000 | 6-6 | 1.000 | 1 | 2 | 3 | 2.3 | 0 | 0 | 0 | 1 | 0 | 10 | 5.1 |
| at California Baptist | 01/04/2025 | | 12:39 | 0-3 | .000 | 0-0 | .000 | 0-0 | .000 | 1 | 2 | 3 | 2.3 | 4 | 0 | 1 | 0 | 1 | 0 | 4.8 |
| Abilene Christian | 01/11/2025 | | 08:59 | 0-1 | .000 | 0-0 | .000 | 0-0 | .000 | 1 | 0 | 1 | 2.3 | 0 | 0 | 0 | 1 | 0 | 0 | 4.5 |
| Utah Tech | 01/16/2025 | | 14:41 | 1-1 | 1.000 | 0-0 | .000 | 1-2 | .500 | 2 | 1 | 3 | 2.3 | 1 | 0 | 1 | 1 | 0 | 3 | 4.4 |
| Southern Utah | 01/18/2025 | | 11:46 | 2-8 | .250 | 0-0 | .000 | 2-2 | 1.000 | 3 | 1 | 4 | 2.4 | 0 | 0 | 0 | 0 | 0 | 6 | 4.5 |
| at UT Arlington | 01/23/2025 | | 08:53 | 1-1 | 1.000 | 0-0 | .000 | 0-1 | .000 | 2 | 1 | 3 | 2.4 | 3 | 0 | 0 | 0 | 0 | 2 | 4.4 |
| Totals | | 5 | 237:08 | 26-48 | .542 | 0-2 | .000 | 31-44 | .705 | 28 | 18 | 46 | 2.4 | 38 | 2 | 13 | 12 | 1 | 83 | 4.4 |

Player Averages

| Games Played | Minutes/ game | Points/ game | FG Pct | 3FG Pct | FT Pct | Rebounds/ game | Assists/ game | Turnovers/ game | Assist/Turnover ratio | Steals/ game | Blocks/ game |
|--------------|---------------|--------------|--------|---------|--------|----------------|---------------|-----------------|-----------------------|--------------|--------------|
| 19 | 12.5 | 4.4 | 54.2 | 0.0 | 70.5 | 2.4 | 0.1 | 0.7 | 0.2 | 0.1 | 0.6 |

| | | | | Field Goals | | 3-Point | | F-Throws | | Rebounds | | | | Scoring | | | | | | |
|--------------|------|-------------|-----------------|--------------|-------------|------------|-------------|--------------|-------------|-----------|-----------|-----------|------------|-------------|----------|-----------|-----------|----------|-----------|------------|
| SEASON | TEAM | GP-GS | MIN/AVG | FG-FGA | FG% | 3FG-3FGA | 3FG% | FT-FTA | FT% | OFF | DEF | TOT | AVG | PF-FO | A | TO | BLK | STL | PTS | AVG |
| 2024-25 | SU | 19-5 | 237/12.5 | 26-48 | .542 | 0-2 | .000 | 31-44 | .705 | 28 | 18 | 46 | 2.4 | 38-1 | 2 | 13 | 12 | 1 | 83 | 4.4 |
| TOTAL | | 19-5 | 237/12.5 | 26-48 | .542 | 0-2 | .000 | 31-44 | .705 | 28 | 18 | 46 | 2.4 | 38-1 | 2 | 13 | 12 | 1 | 83 | 4.4 |

Single Game Highs

| Statistic | Value | |
|--------------|-------|--|
| Points | 11 | vs Pacific (OR) 12/14/24 |
| Rebounds | 6 | vs Pacific (OR) 12/14/24 |
| Assists | 1 | vs Northwest (WA) 11/22/24, vs UIC 12/20/24 |
| Steals | 1 | at California Baptist 01/04/25 |
| Blocks | 2 | at UTEP 12/07/24, vs Northwest (WA) 11/22/24, vs Pacific (OR) 12/14/24 |
| FG Made | 5 | vs Pacific (OR) 12/14/24 |
| FG Attempts | 8 | vs Southern Utah 01/18/25 |
| 3FG Attempts | 1 | at Duke 11/29/24, vs Pacific (OR) 12/14/24 |
| FT Made | 6 | vs Nicholls 12/30/24 |
| FT Attempts | 8 | at Duke 11/29/24 |



2024-25 PLAYER GAME-BY-GAME

#7 VASJA PANDZA

| Opponent | Date | GS | MIN | Total | | 3-Pointers | | Free throws | | Rebounds | | | | PF | A | TO | BLK | STL | PTS | |
|--------------------------|------------|----------|---------------|--------------|-------------|-------------|-------------|-------------|-------------|----------|-----------|-----------|------------|-----------|----------|-----------|----------|----------|-----------|------------|
| | | | | FG-FGA | PCT | 3FG-3FGA | PCT | FT-FTA | PCT | OFF | DEF | TOT | AVG | | | | | | | |
| at Eastern Wash. Liberty | 11/06/2024 | | 19:22 | 3-3 | 1.000 | 2-2 | 1.000 | 1-2 | .500 | 0 | 1 | 1 | 1.0 | 5 | 1 | 1 | 0 | 0 | 9 | 9.0 |
| at Cal Poly | 11/09/2024 | | 20:44 | 4-5 | .800 | 1-2 | .500 | 0-0 | .000 | 0 | 2 | 2 | 1.5 | 1 | 0 | 2 | 0 | 1 | 9 | 9.0 |
| at UC San Diego | 11/14/2024 | | 12:24 | 1-4 | .250 | 0-2 | .000 | 0-0 | .000 | 0 | 2 | 2 | 1.7 | 1 | 0 | 2 | 0 | 0 | 2 | 6.7 |
| Northwest (WA) | 11/16/2024 | | 15:36 | 1-2 | .500 | 0-1 | .000 | 0-0 | .000 | 0 | 3 | 3 | 2.0 | 4 | 1 | 2 | 1 | 0 | 2 | 5.5 |
| vs Furman | 11/22/2024 | | 14:37 | 1-2 | .500 | 1-1 | 1.000 | 2-3 | .667 | 0 | 4 | 4 | 2.4 | 3 | 0 | 1 | 1 | 1 | 5 | 5.4 |
| at Duke | 11/26/2024 | | 08:19 | 0-3 | .000 | 0-1 | .000 | 0-0 | .000 | 1 | 0 | 1 | 2.2 | 0 | 0 | 1 | 0 | 2 | 0 | 4.5 |
| Portland St. | 11/29/2024 | | 07:51 | 0-1 | .000 | 0-1 | .000 | 0-0 | .000 | 0 | 0 | 0 | 1.9 | 1 | 0 | 0 | 0 | 1 | 0 | 3.9 |
| at UTEP | 12/04/2024 | | 12:20 | 1-2 | .500 | 1-2 | .500 | 0-0 | .000 | 0 | 4 | 4 | 2.1 | 0 | 0 | 1 | 0 | 0 | 3 | 3.8 |
| Pacific (OR) | 12/07/2024 | | 13:06 | 0-1 | .000 | 0-0 | .000 | 1-2 | .500 | 0 | 1 | 1 | 2.0 | 1 | 0 | 0 | 0 | 0 | 1 | 3.4 |
| at Western Ky. | 12/14/2024 | | 18:01 | 3-5 | .600 | 0-2 | .000 | 1-1 | 1.000 | 1 | 5 | 6 | 2.4 | 3 | 2 | 0 | 0 | 2 | 7 | 3.8 |
| UIC | 12/17/2024 | * | 14:50 | 1-3 | .333 | 1-2 | .500 | 0-0 | .000 | 0 | 7 | 7 | 2.8 | 0 | 2 | 1 | 0 | 0 | 3 | 3.7 |
| at Washington | 12/20/2024 | * | 21:22 | 2-8 | .250 | 0-2 | .000 | 0-0 | .000 | 1 | 1 | 2 | 2.8 | 3 | 1 | 1 | 0 | 0 | 4 | 3.8 |
| Nicholls | 12/23/2024 | | 07:09 | 0-1 | .000 | 0-0 | .000 | 0-0 | .000 | 0 | 3 | 3 | 2.8 | 0 | 0 | 0 | 0 | 0 | 0 | 3.5 |
| Abilene Christian | 12/30/2024 | | 04:49 | 0-1 | .000 | 0-1 | .000 | 0-0 | .000 | 0 | 1 | 1 | 2.6 | 0 | 0 | 0 | 0 | 0 | 0 | 3.2 |
| Utah Tech | 01/11/2025 | | 03:51 | 0-0 | .000 | 0-0 | .000 | 0-0 | .000 | 0 | 0 | 0 | 2.5 | 0 | 0 | 0 | 0 | 0 | 0 | 3.0 |
| Southern Utah | 01/16/2025 | | 02:23 | 1-1 | 1.000 | 0-0 | .000 | 0-0 | .000 | 0 | 0 | 0 | 2.3 | 1 | 0 | 0 | 0 | 0 | 2 | 2.9 |
| at UT Arlington | 01/18/2025 | | 16:11 | 1-4 | .250 | 0-3 | .000 | 2-2 | 1.000 | 0 | 1 | 1 | 2.2 | 1 | 0 | 0 | 0 | 1 | 4 | 3.0 |
| Totals | 01/23/2025 | | 04:07 | 0-1 | .000 | 0-1 | .000 | 0-0 | .000 | 0 | 0 | 0 | 2.1 | 0 | 0 | 0 | 0 | 0 | 0 | 2.8 |
| Totals | | 2 | 217:02 | 19-47 | .404 | 6-23 | .261 | 7-10 | .700 | 3 | 35 | 38 | 2.1 | 24 | 7 | 12 | 2 | 8 | 51 | 2.8 |

Player Averages

| Games Played | Minutes/game | Points/game | FG Pct | 3FG Pct | FT Pct | Rebounds/game | Assists/game | Turnovers/game | Assist/Turnover ratio | Steals/game | Blocks/game |
|--------------|--------------|-------------|--------|---------|--------|---------------|--------------|----------------|-----------------------|-------------|-------------|
| 18 | 12.1 | 2.8 | 40.4 | 26.1 | 70.0 | 2.1 | 0.4 | 0.7 | 0.6 | 0.4 | 0.1 |

| | | | | Field Goals | | 3-Point | | F-Throws | | Rebounds | | | | | | | | | Scoring | |
|---------|------|-------|-----------|-------------|------|----------|------|----------|------|----------|-----|-----|-----|-------|----|----|-----|-----|---------|-----|
| SEASON | TEAM | GP-GS | MIN/AVG | FG-FGA | FG% | 3FG-3FGA | 3FG% | FT-FTA | FT% | OFF | DEF | TOT | AVG | PF-FO | A | TO | BLK | STL | PTS | AVG |
| 2020-21 | SU | 17-2 | 204/12.0 | 20-60 | .333 | 7-33 | .212 | 15-18 | .833 | 4 | 22 | 26 | 1.5 | 25-0 | 4 | 9 | 0 | 7 | 62 | 3.6 |
| 2021-22 | SU | 26-1 | 509/19.6 | 46-125 | .368 | 16-60 | .267 | 23-32 | .719 | 6 | 69 | 75 | 2.9 | 64-1 | 15 | 27 | 4 | 16 | 131 | 5.0 |
| 2022-23 | SU | 1-0 | 9/9.0 | 1-3 | .333 | 1-2 | .500 | 0-0 | .000 | 0 | 1 | 1 | 1.0 | 1-0 | 0 | 2 | 0 | 0 | 3 | 3.0 |
| 2023-24 | SU | 37-8 | 448/12.1 | 18-53 | .340 | 5-30 | .167 | 9-21 | .429 | 3 | 58 | 61 | 1.6 | 42-1 | 29 | 26 | 0 | 12 | 50 | 1.4 |
| 2024-25 | SU | 18-2 | 217/12.1 | 19-47 | .404 | 6-23 | .261 | 7-10 | .700 | 3 | 35 | 38 | 2.1 | 24-1 | 7 | 12 | 2 | 8 | 51 | 2.8 |
| TOTAL | | 99-13 | 1386/14.0 | 104-288 | .361 | 35-148 | .236 | 54-81 | .667 | 16 | 185 | 201 | 2.0 | 156-3 | 55 | 76 | 6 | 43 | 297 | 3.0 |

Single Game Highs

| Statistic | Value | |
|--------------|-------|--|
| Points | 14 | at Chicago St. 01/06/22, vs Sam Houston 01/29/22 |
| Rebounds | 8 | vs Montana St. 11/11/23 |
| Assists | 6 | vs UC San Diego 11/26/23 |
| Steals | 4 | at California Baptist 01/17/22 |
| Blocks | 1 | 6 times |
| FG Made | 5 | vs Col. of Idaho 12/17/20, at Chicago St. 01/06/22 |
| FG Attempts | 12 | at Utah Tech 02/05/21, vs Col. of Idaho 12/17/20 |
| 3FG Made | 3 | at Chicago St. 01/06/22 |
| 3FG Attempts | 8 | at Utah Tech 02/05/21, at New Mexico St. 02/05/22 |
| FT Made | 6 | at Utah Tech 02/06/21 |
| FT Attempts | 6 | at Utah Tech 02/06/21, at Grand Canyon 02/03/22 |



2024-25 PLAYER GAME-BY-GAME

#8 MALEK GOMMA

| Opponent | Date | GS | MIN | Total | | 3-Pointers | | Free throws | | Rebounds | | | | PF | A | TO | BLK | STL | PTS | AVG |
|--------------------------|------------|----|--------|--------|-------|------------|------|-------------|-------|----------|-----|-----|-----|----|----|----|-----|-----|-----|-----|
| | | | | FG-FGA | PCT | 3FG-3FGA | PCT | FT-FTA | PCT | OFF | DEF | TOT | AVG | | | | | | | |
| at Eastern Wash. Liberty | 11/06/2024 | * | 26:02 | 3-4 | .750 | 0-0 | .000 | 1-2 | .500 | 1 | 2 | 3 | 3.0 | 1 | 1 | 1 | 0 | 0 | 7 | 7.0 |
| at Cal Poly | 11/09/2024 | * | 24:36 | 2-4 | .500 | 0-0 | .000 | 0-0 | .000 | 1 | 3 | 4 | 3.5 | 3 | 1 | 0 | 0 | 0 | 4 | 5.5 |
| at UC San Diego | 11/14/2024 | * | 21:12 | 3-5 | .600 | 0-0 | .000 | 0-0 | .000 | 4 | 2 | 6 | 4.3 | 1 | 1 | 1 | 1 | 0 | 6 | 5.7 |
| Northwest (WA) | 11/16/2024 | * | 19:05 | 1-2 | .500 | 0-0 | .000 | 0-0 | .000 | 1 | 3 | 4 | 4.3 | 2 | 0 | 0 | 0 | 0 | 2 | 4.8 |
| vs Furman | 11/22/2024 | * | 11:01 | 0-0 | .000 | 0-0 | .000 | 1-4 | .250 | 1 | 2 | 3 | 4.0 | 5 | 1 | 1 | 0 | 2 | 1 | 4.0 |
| at Duke | 11/26/2024 | * | 25:39 | 2-5 | .400 | 0-0 | .000 | 5-6 | .833 | 4 | 4 | 8 | 4.7 | 4 | 2 | 1 | 0 | 0 | 9 | 4.8 |
| Portland St. | 11/29/2024 | * | 21:34 | 2-7 | .286 | 0-0 | .000 | 0-0 | .000 | 1 | 4 | 5 | 4.7 | 2 | 0 | 1 | 0 | 1 | 4 | 4.7 |
| at UTEP | 12/04/2024 | * | 26:03 | 2-4 | .500 | 0-0 | .000 | 2-2 | 1.000 | 2 | 3 | 5 | 4.8 | 3 | 0 | 0 | 1 | 0 | 6 | 4.9 |
| Pacific (OR) | 12/07/2024 | * | 13:24 | 0-2 | .000 | 0-0 | .000 | 0-0 | .000 | 1 | 0 | 1 | 4.3 | 2 | 1 | 2 | 0 | 0 | 0 | 4.3 |
| at Western Ky. UIC | 12/14/2024 | | 19:34 | 1-2 | .500 | 0-0 | .000 | 1-2 | .500 | 3 | 3 | 6 | 4.5 | 2 | 1 | 0 | 0 | 0 | 3 | 4.2 |
| at Washington Nicholls | 12/17/2024 | | 21:50 | 2-4 | .500 | 0-0 | .000 | 0-1 | .000 | 6 | 5 | 11 | 5.1 | 2 | 0 | 0 | 0 | 2 | 4 | 4.2 |
| at California Baptist | 12/20/2024 | | 14:05 | 2-2 | 1.000 | 0-0 | .000 | 0-1 | .000 | 0 | 3 | 3 | 4.9 | 2 | 0 | 0 | 0 | 0 | 4 | 4.2 |
| Abilene Christian | 12/23/2024 | | 06:12 | 1-1 | 1.000 | 0-0 | .000 | 0-0 | .000 | 0 | 0 | 0 | 4.5 | 2 | 0 | 0 | 0 | 0 | 2 | 4.0 |
| Utah Tech | 12/30/2024 | | 04:18 | 0-0 | .000 | 0-0 | .000 | 0-0 | .000 | 0 | 0 | 0 | 4.2 | 1 | 0 | 0 | 0 | 0 | 0 | 3.7 |
| Southern Utah | 01/04/2025 | | 07:41 | 3-3 | 1.000 | 0-0 | .000 | 0-0 | .000 | 0 | 1 | 1 | 4.0 | 3 | 0 | 0 | 0 | 1 | 6 | 3.9 |
| Totals | 01/11/2025 | | 03:16 | 1-1 | 1.000 | 0-0 | .000 | 0-0 | .000 | 0 | 0 | 0 | 3.8 | 1 | 0 | 0 | 0 | 0 | 2 | 3.8 |
| | 01/16/2025 | | 06:53 | 0-0 | .000 | 0-0 | .000 | 0-0 | .000 | 1 | 0 | 1 | 3.6 | 1 | 2 | 1 | 0 | 0 | 0 | 3.5 |
| | 01/18/2025 | | 12:13 | 2-3 | .667 | 0-0 | .000 | 0-0 | .000 | 1 | 3 | 4 | 3.6 | 3 | 0 | 0 | 2 | 0 | 4 | 3.6 |
| Totals | | 9 | 284:38 | 27-49 | .551 | 0-0 | .000 | 10-18 | .556 | 27 | 38 | 65 | 3.6 | 40 | 10 | 8 | 4 | 6 | 64 | 3.6 |

Player Averages

| Games Played | Minutes/game | Points/game | FG Pct | 3FG Pct | FT Pct | Rebounds/game | Assists/game | Turnovers/game | Assist/Turnover ratio | Steals/game | Blocks/game |
|--------------|--------------|-------------|--------|---------|--------|---------------|--------------|----------------|-----------------------|-------------|-------------|
| 18 | 15.8 | 3.6 | 55.1 | 0.0 | 55.6 | 3.6 | 0.6 | 0.4 | 1.3 | 0.3 | 0.2 |

| | | | | Field Goals | | 3-Point | | F-Throws | | Rebounds | | | | Scoring | | | | | | |
|---------|------|-------|----------|-------------|------|----------|------|----------|------|----------|-----|-----|-----|---------|----|----|-----|-----|-----|-----|
| SEASON | TEAM | GP-GS | MIN/AVG | FG-FGA | FG% | 3FG-3FGA | 3FG% | FT-FTA | FT% | OFF | DEF | TOT | AVG | PF-FO | A | TO | BLK | STL | PTS | AVG |
| 2023-24 | SU | 26-0 | 189/7.3 | 20-34 | .588 | 0-0 | .000 | 5-17 | .294 | 16 | 19 | 35 | 1.3 | 37-0 | 12 | 11 | 3 | 8 | 45 | 1.7 |
| 2024-25 | SU | 18-9 | 285/15.8 | 27-49 | .551 | 0-0 | .000 | 10-18 | .556 | 27 | 38 | 65 | 3.6 | 40-1 | 10 | 8 | 4 | 6 | 64 | 3.6 |
| TOTAL | | 44-9 | 474/10.8 | 47-83 | .566 | 0-0 | .000 | 15-35 | .429 | 43 | 57 | 100 | 2.3 | 77-1 | 22 | 19 | 7 | 14 | 109 | 2.5 |

Single Game Highs

| Statistic | Value | |
|-------------|-------|--|
| Points | 12 | vs Northwest (WA) 12/09/23 |
| Rebounds | 11 | at Western Ky. 12/17/24 |
| Assists | 4 | vs Northwest (WA) 12/09/23 |
| Steals | 2 | at Southern Utah 02/15/24, vs Northwest (WA) 11/22/24, at Western Ky. 12/17/24 |
| Blocks | 2 | vs Southern Utah 01/18/25 |
| FG Made | 6 | vs Northwest (WA) 12/09/23 |
| FG Attempts | 8 | vs Northwest (WA) 12/09/23 |
| FT Made | 5 | vs Furman 11/26/24 |
| FT Attempts | 6 | vs Idaho 11/22/23, vs Furman 11/26/24 |



#11 JOHN CHRISTOFILIS

| Opponent | Date | GS | MIN | Total | | 3-Pointers | | Free throws | | Rebounds | | | | | | | | | | |
|--------------------------|------------|----|------------------|---------------|-------------|---------------|-------------|--------------|-------------|-----------|-----------|-----------|------------|-----------|----------|-----------|----------|----------|------------|-------------|
| | | | | FG-FGA | PCT | 3FG-3FGA | PCT | FT-FTA | PCT | OFF | DEF | TOT | AVG | PF | A | TO | BLK | STL | PTS | AVG |
| at Eastern Wash. Liberty | 11/06/2024 | * | 31:21 | 4-11 | .364 | 4-6 | .667 | 5-6 | .833 | 0 | 2 | 2 | 2.0 | 1 | 0 | 1 | 0 | 0 | 17 | 17.0 |
| at Cal Poly | 11/09/2024 | * | 31:37 | 6-12 | .500 | 4-7 | .571 | 0-2 | .000 | 1 | 3 | 4 | 3.0 | 1 | 1 | 2 | 0 | 1 | 16 | 16.5 |
| at UC San Diego | 11/14/2024 | * | 29:53 | 6-17 | .353 | 4-10 | .400 | 0-0 | .000 | 0 | 4 | 4 | 3.3 | 2 | 0 | 4 | 0 | 1 | 16 | 16.3 |
| Northwest (WA) | 11/16/2024 | * | 29:20 | 4-7 | .571 | 1-4 | .250 | 0-0 | .000 | 0 | 0 | 0 | 2.5 | 0 | 0 | 0 | 0 | 0 | 9 | 14.5 |
| vs Furman | 11/22/2024 | * | 18:20 | 3-9 | .333 | 0-4 | .000 | 0-0 | .000 | 1 | 0 | 1 | 2.2 | 1 | 1 | 0 | 0 | 0 | 6 | 12.8 |
| at Duke | 11/26/2024 | * | 29:53 | 4-17 | .235 | 1-9 | .111 | 0-0 | .000 | 0 | 0 | 0 | 1.8 | 2 | 0 | 1 | 0 | 0 | 9 | 12.2 |
| Portland St. | 11/29/2024 | * | 23:19 | 1-8 | .125 | 0-5 | .000 | 0-0 | .000 | 0 | 1 | 1 | 1.7 | 0 | 0 | 2 | 0 | 0 | 2 | 10.7 |
| at UTEP | 12/04/2024 | * | 33:19 | 7-13 | .538 | 4-6 | .667 | 4-4 | 1.000 | 0 | 1 | 1 | 1.6 | 2 | 1 | 1 | 0 | 0 | 22 | 12.1 |
| Pacific (OR) | 12/07/2024 | * | 25:36 | 5-11 | .455 | 3-6 | .500 | 0-0 | .000 | 2 | 0 | 2 | 1.7 | 0 | 1 | 2 | 0 | 1 | 13 | 12.2 |
| at Western Ky. | 12/14/2024 | * | 19:08 | 3-9 | .333 | 1-3 | .333 | 3-3 | 1.000 | 0 | 4 | 4 | 1.9 | 0 | 2 | 0 | 0 | 1 | 10 | 12.0 |
| UIC | 12/17/2024 | * | 22:14 | 2-10 | .200 | 1-6 | .167 | 0-0 | .000 | 3 | 2 | 5 | 2.2 | 3 | 0 | 0 | 0 | 0 | 5 | 11.4 |
| at Washington | 12/20/2024 | * | 27:39 | 3-7 | .429 | 0-2 | .000 | 5-6 | .833 | 0 | 5 | 5 | 2.4 | 1 | 0 | 4 | 0 | 1 | 11 | 11.3 |
| Nicholls | 12/23/2024 | * | 37:51 | 5-16 | .313 | 3-9 | .333 | 8-8 | 1.000 | 0 | 2 | 2 | 2.4 | 0 | 0 | 0 | 0 | 1 | 21 | 12.1 |
| at California Baptist | 12/30/2024 | * | 35:02 | 3-9 | .333 | 2-5 | .400 | 2-2 | 1.000 | 0 | 1 | 1 | 2.3 | 0 | 1 | 0 | 0 | 0 | 10 | 11.9 |
| Abilene Christian | 01/04/2025 | * | 28:57 | 1-9 | .111 | 0-5 | .000 | 1-1 | 1.000 | 1 | 1 | 2 | 2.3 | 0 | 0 | 0 | 0 | 0 | 3 | 11.3 |
| Utah Tech | 01/11/2025 | * | 24:18 | 4-14 | .286 | 2-9 | .222 | 2-2 | 1.000 | 1 | 1 | 2 | 2.3 | 0 | 0 | 1 | 1 | 0 | 12 | 11.4 |
| Southern Utah | 01/16/2025 | * | 31:07 | 3-11 | .273 | 2-8 | .250 | 4-4 | 1.000 | 0 | 4 | 4 | 2.4 | 1 | 0 | 2 | 0 | 1 | 12 | 11.4 |
| at UT Arlington | 01/18/2025 | * | 23:49 | 8-14 | .571 | 2-4 | .500 | 0-0 | .000 | 2 | 3 | 5 | 2.5 | 0 | 0 | 0 | 0 | 0 | 18 | 11.8 |
| | 01/23/2025 | * | 23:26 | 3-11 | .273 | 1-4 | .250 | 0-0 | .000 | 1 | 1 | 2 | 2.5 | 0 | 2 | 1 | 0 | 0 | 7 | 11.5 |
| Totals | | | 19 526:09 | 75-215 | .349 | 35-112 | .313 | 34-38 | .895 | 12 | 35 | 47 | 2.5 | 14 | 9 | 21 | 1 | 7 | 219 | 11.5 |

Player Averages

| Games Played | Minutes/ game | Points/ game | FG Pct | 3FG Pct | FT Pct | Rebounds/ game | Assists/ game | Turnovers/ game | Assist/Turnover ratio | Steals/ game | Blocks/ game |
|--------------|---------------|--------------|--------|---------|--------|----------------|---------------|-----------------|-----------------------|--------------|--------------|
| 19 | 27.7 | 11.5 | 34.9 | 31.3 | 89.5 | 2.5 | 0.5 | 1.1 | 0.4 | 0.4 | 0.1 |

| | | | | Field Goals | | 3-Point | | F-Throws | | Rebounds | | | | Scoring | | | | | | |
|---------------------|------|--------------|------------------|----------------|-------------|----------------|-------------|--------------|-------------|-----------|-----------|------------|------------|-------------|-----------|-----------|----------|-----------|------------|-------------|
| SEASON | TEAM | GP-GS | MIN/AVG | FG-FGA | FG% | 3FG-3FGA | 3FG% | FT-FTA | FT% | OFF | DEF | TOT | AVG | PF-FO | A | TO | BLK | STL | PTS | AVG |
| 2021-22 | CU | 13-0 | 51/3.9 | 3-15 | .200 | 1-11 | .091 | 0-0 | .000 | 1 | 3 | 4 | 0.3 | 0-0 | 0 | 0 | 0 | 0 | 7 | 0.5 |
| 2023-24 | SU | 28-25 | 831/29.7 | 130-312 | .417 | 64-161 | .398 | 31-42 | .738 | 9 | 54 | 63 | 2.3 | 22-0 | 15 | 33 | 1 | 14 | 355 | 12.7 |
| 2024-25 | SU | 19-19 | 526/27.7 | 75-215 | .349 | 35-112 | .313 | 34-38 | .895 | 12 | 35 | 47 | 2.5 | 14-0 | 9 | 21 | 1 | 7 | 219 | 11.5 |
| TOTAL FOR SU | | 47-44 | 1357/28.9 | 205-527 | .389 | 99-273 | .363 | 65-80 | .813 | 21 | 89 | 110 | 2.3 | 36-0 | 24 | 54 | 2 | 21 | 574 | 12.2 |
| TOTAL | | 60-44 | 1408/23.5 | 208-542 | .384 | 100-284 | .352 | 65-80 | .813 | 22 | 92 | 114 | 1.9 | 36-0 | 24 | 54 | 2 | 21 | 581 | 9.7 |

Single Game Highs

| Statistic | Value | |
|--------------|-------|--|
| Points | 32 | vs Utah Tech 01/04/24 |
| Rebounds | 6 | vs Evansville 03/25/24 |
| Assists | 2 | vs Grand Canyon 01/20/24, vs Pacific (OR) 12/14/24, at UT Arlington 01/23/25 |
| Steals | 2 | 4 times |
| Blocks | 1 | vs UT Arlington 02/29/24, vs Abilene Christian 01/11/25 |
| FG Made | 13 | vs Utah Tech 01/04/24 |
| FG Attempts | 22 | vs Utah Tech 01/04/24 |
| 3FG Made | 6 | vs Utah Tech 01/04/24, vs UTRGV 02/24/24 |
| 3FG Attempts | 11 | vs Utah Tech 01/04/24, vs UTRGV 02/24/24 |
| FT Made | 8 | at Washington 12/23/24 |
| FT Attempts | 8 | at Washington 12/23/24 |



2024-25 PLAYER GAME-BY-GAME

#12 MATTHEW-ALEXANDER MONCREIFFE

| Opponent | Date | GS | MIN | Total | | 3-Pointers | | Free throws | | Rebounds | | | | PF | A | TO | BLK | STL | PTS | AVG |
|-----------------------|------------|-----------|---------------|---------------|-------------|------------|-------------|---------------|-------------|-----------|------------|------------|-------------|-----------|-----------|-----------|----------|-----------|------------|-------------|
| | | | | FG-FGA | PCT | 3FG-3FGA | PCT | FT-FTA | PCT | OFF | DEF | TOT | AVG | | | | | | | |
| at Eastern Wash. | 11/06/2024 | * | 36:25 | 7-9 | .778 | 0-0 | .000 | 6-10 | .600 | 3 | 8 | 11 | 11.0 | 4 | 2 | 1 | 0 | 2 | 20 | 20.0 |
| Liberty | 11/09/2024 | * | 18:42 | 4-5 | .800 | 0-0 | .000 | 4-6 | .667 | 1 | 3 | 4 | 7.5 | 4 | 0 | 2 | 0 | 2 | 12 | 16.0 |
| at Cal Poly | 11/14/2024 | * | 33:05 | 4-5 | .800 | 0-0 | .000 | 6-8 | .750 | 6 | 9 | 15 | 10.0 | 4 | 1 | 5 | 0 | 3 | 14 | 15.3 |
| at UC San Diego | 11/16/2024 | * | 24:32 | 3-5 | .600 | 0-0 | .000 | 8-12 | .667 | 3 | 10 | 13 | 10.8 | 2 | 1 | 6 | 0 | 1 | 14 | 15.0 |
| Northwest (WA) | 11/22/2024 | * | 14:58 | 3-7 | .429 | 0-0 | .000 | 8-11 | .727 | 2 | 5 | 7 | 10.0 | 1 | 0 | 2 | 1 | 1 | 14 | 14.8 |
| vs Furman | 11/26/2024 | * | 32:06 | 3-7 | .429 | 0-1 | .000 | 7-8 | .875 | 5 | 8 | 13 | 10.5 | 1 | 0 | 4 | 0 | 2 | 13 | 14.5 |
| at Duke | 11/29/2024 | * | 31:11 | 2-9 | .222 | 0-2 | .000 | 5-8 | .625 | 2 | 10 | 12 | 10.7 | 5 | 0 | 2 | 0 | 0 | 9 | 13.7 |
| Portland St. | 12/04/2024 | * | 27:43 | 5-9 | .556 | 0-0 | .000 | 5-5 | 1.000 | 4 | 6 | 10 | 10.6 | 2 | 4 | 1 | 0 | 0 | 15 | 13.9 |
| at UTEP | 12/07/2024 | * | 28:06 | 5-7 | .714 | 0-0 | .000 | 4-8 | .500 | 1 | 7 | 8 | 10.3 | 2 | 1 | 3 | 0 | 1 | 14 | 13.9 |
| at Washington | 12/23/2024 | * | 27:18 | 7-11 | .636 | 0-0 | .000 | 9-10 | .900 | 4 | 12 | 16 | 10.9 | 3 | 0 | 2 | 0 | 0 | 23 | 14.8 |
| Nicholls | 12/30/2024 | * | 29:07 | 4-8 | .500 | 0-0 | .000 | 4-7 | .571 | 2 | 7 | 9 | 10.7 | 5 | 3 | 4 | 2 | 1 | 12 | 14.5 |
| at California Baptist | 01/04/2025 | * | 34:56 | 7-15 | .467 | 0-2 | .000 | 4-7 | .571 | 5 | 8 | 13 | 10.9 | 2 | 1 | 6 | 0 | 2 | 18 | 14.8 |
| Abilene Christian | 01/11/2025 | * | 33:45 | 7-10 | .700 | 0-0 | .000 | 9-13 | .692 | 5 | 6 | 11 | 10.9 | 2 | 0 | 3 | 1 | 0 | 23 | 15.5 |
| Utah Tech | 01/16/2025 | * | 32:47 | 10-13 | .769 | 0-0 | .000 | 2-5 | .400 | 5 | 10 | 15 | 11.2 | 3 | 1 | 4 | 1 | 1 | 22 | 15.9 |
| Southern Utah | 01/18/2025 | * | 20:37 | 4-7 | .571 | 0-0 | .000 | 2-2 | 1.000 | 1 | 4 | 5 | 10.8 | 1 | 1 | 1 | 0 | 1 | 10 | 15.5 |
| at UT Arlington | 01/23/2025 | * | 37:20 | 3-12 | .250 | 0-1 | .000 | 3-6 | .500 | 7 | 7 | 14 | 11.0 | 0 | 1 | 4 | 1 | 1 | 9 | 15.1 |
| Totals | | 16 | 462:38 | 78-139 | .561 | 0-6 | .000 | 86-126 | .683 | 56 | 120 | 176 | 11.0 | 41 | 16 | 50 | 6 | 18 | 242 | 15.1 |

Player Averages

| Games Played | Minutes/game | Points/game | FG Pct | 3FG Pct | FT Pct | Rebounds/game | Assists/game | Turnovers/game | Assist/Turnover ratio | Steals/game | Blocks/game |
|--------------|--------------|-------------|--------|---------|--------|---------------|--------------|----------------|-----------------------|-------------|-------------|
| 16 | 28.9 | 15.1 | 56.1 | 0.0 | 68.3 | 11.0 | 1.0 | 3.1 | 0.3 | 1.1 | 0.4 |

| | | | | Field Goals | | 3-Point | | F-Throws | | Rebounds | | | | | | | | | Scoring | |
|--------------|------|--------|-----------|-------------|------|----------|------|----------|------|----------|-----|-----|------|-------|----|-----|-----|-----|---------|------|
| SEASON | TEAM | GP-GS | MIN/AVG | FG-FGA | FG% | 3FG-3FGA | 3FG% | FT-FTA | FT% | OFF | DEF | TOT | AVG | PF-FO | A | TO | BLK | STL | PTS | AVG |
| 2020-21 | OSU | 28-14 | 613/21.9 | 102-199 | .513 | 0-0 | .000 | 47-86 | .547 | 67 | 81 | 148 | 5.3 | 66-3 | 20 | 43 | 10 | 17 | 251 | 9.0 |
| 2021-22 | OSU | 30-7 | 445/14.8 | 51-100 | .510 | 0-1 | .000 | 24-46 | .522 | 36 | 80 | 116 | 3.9 | 49-1 | 17 | 37 | 9 | 13 | 126 | 4.2 |
| 2022-23 | UG | 28-26 | 575/20.5 | 59-112 | .527 | 0-0 | .000 | 36-72 | .500 | 46 | 97 | 143 | 5.1 | 62-2 | 22 | 33 | 9 | 8 | 154 | 5.5 |
| 2023-24 | UG | 16-4 | 138/8.6 | 5-19 | .263 | 0-0 | .000 | 7-15 | .467 | 11 | 23 | 34 | 2.1 | 19-0 | 6 | 11 | 10 | 2 | 17 | 1.1 |
| 2024-25 | SU | 15-15 | 425/28.4 | 75-127 | .591 | 0-5 | .000 | 83-120 | .692 | 49 | 113 | 162 | 10.8 | 41-2 | 15 | 46 | 5 | 17 | 233 | 15.5 |
| TOTAL FOR SU | | 15-15 | 425/28.4 | 75-127 | .591 | 0-5 | .000 | 83-120 | .692 | 49 | 113 | 162 | 10.8 | 41-2 | 15 | 46 | 5 | 17 | 233 | 15.5 |
| TOTAL | | 117-66 | 2196/18.8 | 292-557 | .524 | 0-6 | .000 | 197-339 | .581 | 209 | 394 | 603 | 5.2 | 237-8 | 80 | 170 | 43 | 57 | 781 | 6.7 |

Single Game Highs

| Statistic | Value | |
|--------------|-------|--|
| Points | 23 | vs Abilene Christian 01/11/25, at Washington 12/23/24 |
| Rebounds | 16 | at Washington 12/23/24 |
| Assists | 4 | vs Portland St. 12/04/24 |
| Steals | 3 | vs Iowa St. 02/16/21, vs Col. of Charleston 11/22/21, at Cal Poly 11/14/24 |
| Blocks | 3 | vs Winthrop 11/24/23 |
| FG Made | 11 | at Iowa St. 01/25/21 |
| FG Attempts | 17 | at Iowa St. 01/25/21 |
| 3FG Attempts | 2 | at California Baptist 01/04/25, at Duke 11/29/24 |
| FT Made | 9 | vs Abilene Christian 01/11/25, at Washington 12/23/24 |
| FT Attempts | 13 | vs Abilene Christian 01/11/25 |



2024-25 PLAYER GAME-BY-GAME

#15 WILL HEIMBRODT

| Opponent | Date | GS | MIN | Total | | 3-Pointers | | Free throws | | Rebounds | | | | Points | | | | | | | |
|-----------------------|------------|----|--------|--------|-------|------------|-------|-------------|-------|----------|-----|-----|-----|--------|----|----|-----|-----|-----|-----|-----|
| | | | | FG-FGA | PCT | 3FG-3FGA | PCT | FT-FTA | PCT | OFF | DEF | TOT | AVG | PF | A | TO | BLK | STL | PTS | AVG | |
| Liberty | 11/09/2024 | | 04:22 | 0-1 | .000 | 0-1 | .000 | 0-0 | .000 | 1 | 0 | 1 | 1.0 | 0 | 2 | 0 | 0 | 0 | 0 | 0 | 0.0 |
| at Cal Poly | 11/14/2024 | | 02:16 | 0-0 | .000 | 0-0 | .000 | 0-0 | .000 | 0 | 1 | 1 | 1.0 | 0 | 0 | 0 | 0 | 0 | 0 | 0 | 0.0 |
| Northwest (WA) | 11/22/2024 | | 17:39 | 1-4 | .250 | 0-1 | .000 | 1-2 | .500 | 2 | 3 | 5 | 2.3 | 1 | 1 | 2 | 0 | 0 | 3 | 1.0 | |
| at Duke | 11/29/2024 | | 01:38 | 0-0 | .000 | 0-0 | .000 | 0-0 | .000 | 0 | 0 | 0 | 1.8 | 0 | 0 | 0 | 0 | 0 | 0 | 0.8 | |
| at UTEP | 12/07/2024 | | 05:15 | 0-1 | .000 | 0-1 | .000 | 4-4 | 1.000 | 0 | 1 | 1 | 1.6 | 0 | 0 | 0 | 0 | 1 | 4 | 1.4 | |
| Pacific (OR) | 12/14/2024 | | 22:57 | 4-4 | 1.000 | 2-2 | 1.000 | 1-2 | .500 | 1 | 3 | 4 | 2.0 | 2 | 2 | 0 | 1 | 1 | 11 | 3.0 | |
| at Western Ky. | 12/17/2024 | | 17:59 | 2-3 | .667 | 1-2 | .500 | 0-0 | .000 | 0 | 0 | 0 | 1.7 | 1 | 0 | 0 | 0 | 0 | 5 | 3.3 | |
| UIC | 12/20/2024 | | 14:38 | 0-1 | .000 | 0-1 | .000 | 1-2 | .500 | 3 | 0 | 3 | 1.9 | 3 | 2 | 1 | 0 | 1 | 1 | 3.0 | |
| at Washington | 12/23/2024 | | 16:15 | 0-2 | .000 | 0-1 | .000 | 1-2 | .500 | 2 | 1 | 3 | 2.0 | 3 | 2 | 0 | 2 | 2 | 1 | 2.8 | |
| Nicholls | 12/30/2024 | | 06:12 | 0-0 | .000 | 0-0 | .000 | 0-0 | .000 | 0 | 1 | 1 | 1.9 | 1 | 0 | 0 | 0 | 0 | 0 | 2.5 | |
| at California Baptist | 01/04/2025 | | 14:01 | 2-2 | 1.000 | 0-0 | .000 | 1-2 | .500 | 2 | 3 | 5 | 2.2 | 3 | 0 | 0 | 1 | 1 | 5 | 2.7 | |
| Abilene Christian | 01/11/2025 | | 15:48 | 1-2 | .500 | 0-0 | .000 | 0-1 | .000 | 1 | 2 | 3 | 2.3 | 0 | 0 | 1 | 1 | 1 | 2 | 2.7 | |
| Utah Tech | 01/16/2025 | | 12:48 | 2-4 | .500 | 0-0 | .000 | 0-0 | .000 | 1 | 2 | 3 | 2.3 | 4 | 0 | 0 | 3 | 1 | 4 | 2.8 | |
| Southern Utah | 01/18/2025 | | 19:23 | 0-1 | .000 | 0-0 | .000 | 0-0 | .000 | 0 | 3 | 3 | 2.4 | 1 | 2 | 1 | 0 | 1 | 0 | 2.6 | |
| at UT Arlington | 01/23/2025 | | 06:36 | 0-1 | .000 | 0-0 | .000 | 0-0 | .000 | 0 | 1 | 1 | 2.3 | 1 | 0 | 1 | 1 | 0 | 0 | 2.4 | |
| Totals | | 0 | 177:47 | 12-26 | .462 | 3-9 | .333 | 9-15 | .600 | 13 | 21 | 34 | 2.3 | 20 | 11 | 6 | 9 | 9 | 36 | 2.4 | |

Player Averages

| Games Played | Minutes/ game | Points/ game | FG Pct | 3FG Pct | FT Pct | Rebounds/ game | Assists/ game | Turnovers/ game | Assist/Turnover ratio | Steals/ game | Blocks/ game |
|--------------|---------------|--------------|--------|---------|--------|----------------|---------------|-----------------|-----------------------|--------------|--------------|
| 15 | 11.9 | 2.4 | 46.2 | 33.3 | 60.0 | 2.3 | 0.7 | 0.4 | 1.8 | 0.6 | 0.6 |

| | | | | Field Goals | | 3-Point | | F-Throws | | Rebounds | | | | | | | | | Scoring | |
|---------|------|-------|----------|-------------|------|----------|------|----------|------|----------|-----|-----|-----|-------|----|----|-----|-----|---------|-----|
| SEASON | TEAM | GP-GS | MIN/AVG | FG-FGA | FG% | 3FG-3FGA | 3FG% | FT-FTA | FT% | OFF | DEF | TOT | AVG | PF-FO | A | TO | BLK | STL | PTS | AVG |
| 2024-25 | SU | 15-0 | 178/11.9 | 12-26 | .462 | 3-9 | .333 | 9-15 | .600 | 13 | 21 | 34 | 2.3 | 20-0 | 11 | 6 | 9 | 9 | 36 | 2.4 |
| TOTAL | | 15-0 | 178/11.9 | 12-26 | .462 | 3-9 | .333 | 9-15 | .600 | 13 | 21 | 34 | 2.3 | 20-0 | 11 | 6 | 9 | 9 | 36 | 2.4 |

Single Game Highs

| Statistic | Value | |
|--------------|-------|---|
| Points | 11 | vs Pacific (OR) 12/14/24 |
| Rebounds | 5 | at California Baptist 01/04/25, vs Northwest (WA) 11/22/24 |
| Assists | 2 | 5 times |
| Steals | 2 | at Washington 12/23/24 |
| Blocks | 3 | vs Utah Tech 01/16/25 |
| FG Made | 4 | vs Pacific (OR) 12/14/24 |
| FG Attempts | 4 | vs Northwest (WA) 11/22/24, vs Pacific (OR) 12/14/24, vs Utah Tech 01/16/25 |
| 3FG Made | 2 | vs Pacific (OR) 12/14/24 |
| 3FG Attempts | 2 | vs Pacific (OR) 12/14/24, at Western Ky. 12/17/24 |
| FT Made | 4 | at UTEP 12/07/24 |
| FT Attempts | 4 | at UTEP 12/07/24 |



2024-25 PLAYER GAME-BY-GAME

#21 VIKTOR RAJKOVIC

| Opponent | Date | GS | MIN | Total | | 3-Pointers | | Free throws | | Rebounds | | | | | | | | | | |
|--------------------------|------------|----|--------|--------|-------|------------|-------|-------------|------|----------|-----|-----|-----|----|---|----|-----|-----|-----|-----|
| | | | | FG-FGA | PCT | 3FG-3FGA | PCT | FT-FTA | PCT | OFF | DEF | TOT | AVG | PF | A | TO | BLK | STL | PTS | AVG |
| at Eastern Wash. Liberty | 11/06/2024 | | 03:16 | 0-0 | .000 | 0-0 | .000 | 0-0 | .000 | 1 | 0 | 1 | 1.0 | 1 | 0 | 0 | 0 | 0 | 0 | 0.0 |
| at Cal Poly | 11/09/2024 | | 06:51 | 0-0 | .000 | 0-0 | .000 | 0-0 | .000 | 0 | 0 | 0 | 0.5 | 1 | 0 | 0 | 0 | 0 | 0 | 0.0 |
| at UC San Diego | 11/14/2024 | | 12:32 | 1-3 | .333 | 1-2 | .500 | 0-0 | .000 | 0 | 1 | 1 | 0.7 | 0 | 0 | 0 | 0 | 1 | 3 | 1.0 |
| Northwest (WA) | 11/16/2024 | | 21:44 | 2-3 | .667 | 2-3 | .667 | 0-0 | .000 | 0 | 3 | 3 | 1.3 | 1 | 2 | 1 | 0 | 0 | 6 | 2.3 |
| vs Furman | 11/22/2024 | | 22:29 | 3-6 | .500 | 1-3 | .333 | 0-0 | .000 | 1 | 2 | 3 | 1.6 | 3 | 0 | 1 | 0 | 0 | 7 | 3.2 |
| at Duke | 11/26/2024 | | 15:53 | 0-3 | .000 | 0-2 | .000 | 0-0 | .000 | 2 | 1 | 3 | 1.8 | 1 | 0 | 0 | 0 | 1 | 0 | 2.7 |
| Portland St. | 11/29/2024 | | 14:26 | 1-2 | .500 | 1-1 | 1.000 | 1-2 | .500 | 2 | 1 | 3 | 2.0 | 0 | 0 | 1 | 0 | 0 | 4 | 2.9 |
| at UTEP | 12/04/2024 | | 12:45 | 2-4 | .500 | 1-2 | .500 | 0-0 | .000 | 0 | 0 | 0 | 1.8 | 0 | 0 | 1 | 0 | 0 | 5 | 3.1 |
| Pacific (OR) | 12/07/2024 | | 18:53 | 1-1 | 1.000 | 1-1 | 1.000 | 0-0 | .000 | 0 | 3 | 3 | 1.9 | 4 | 0 | 2 | 0 | 1 | 3 | 3.1 |
| | 12/14/2024 | * | 00:26 | 0-0 | .000 | 0-0 | .000 | 0-0 | .000 | 0 | 0 | 0 | 1.7 | 0 | 0 | 0 | 0 | 0 | 0 | 2.8 |
| Totals | | 1 | 129:15 | 10-22 | .455 | 7-14 | .500 | 1-2 | .500 | 6 | 11 | 17 | 1.7 | 11 | 2 | 6 | 0 | 3 | 28 | 2.8 |

Player Averages

| Games Played | Minutes/ game | Points/ game | FG Pct | 3FG Pct | FT Pct | Rebounds/ game | Assists/ game | Turnovers/ game | Assist/Turnover ratio | Steals/ game | Blocks/ game |
|--------------|---------------|--------------|--------|---------|--------|----------------|---------------|-----------------|-----------------------|--------------|--------------|
| 10 | 12.9 | 2.8 | 45.5 | 50.0 | 50.0 | 1.7 | 0.2 | 0.6 | 0.3 | 0.3 | 0.0 |

| | | | | Field Goals | | 3-Point | | F-Throws | | Rebounds | | | | Scoring | | | | | | |
|---------|------|-------|-----------|-------------|------|----------|------|----------|------|----------|-----|-----|-----|---------|----|----|-----|-----|-----|-----|
| SEASON | TEAM | GP-GS | MIN/AVG | FG-FGA | FG% | 3FG-3FGA | 3FG% | FT-FTA | FT% | OFF | DEF | TOT | AVG | PF-FO | A | TO | BLK | STL | PTS | AVG |
| 2020-21 | SU | 1-1 | 5/5.1 | 0-1 | .000 | 0-0 | .000 | 0-0 | .000 | 0 | 0 | 0 | 0.0 | 1-0 | 1 | 0 | 0 | 0 | 0 | 0.0 |
| 2021-22 | SU | 30-9 | 540/18.0 | 43-125 | .344 | 18-66 | .273 | 23-28 | .821 | 46 | 82 | 128 | 4.3 | 58-3 | 34 | 22 | 4 | 18 | 127 | 4.2 |
| 2022-23 | SU | 27-4 | 386/14.3 | 29-77 | .377 | 10-39 | .256 | 17-20 | .850 | 23 | 40 | 63 | 2.3 | 34-1 | 20 | 24 | 1 | 12 | 85 | 3.1 |
| 2023-24 | SU | 29-0 | 322/11.1 | 22-55 | .400 | 8-23 | .348 | 27-29 | .931 | 22 | 45 | 67 | 2.3 | 28-0 | 10 | 11 | 0 | 7 | 79 | 2.7 |
| 2024-25 | SU | 10-1 | 129/12.9 | 10-22 | .455 | 7-14 | .500 | 1-2 | .500 | 6 | 11 | 17 | 1.7 | 11-0 | 2 | 6 | 0 | 3 | 28 | 2.8 |
| TOTAL | | 97-15 | 1381/14.2 | 104-280 | .371 | 43-142 | .303 | 68-79 | .861 | 97 | 178 | 275 | 2.8 | 132-4 | 67 | 63 | 5 | 40 | 319 | 3.3 |

Single Game Highs

| Statistic | Value | |
|--------------|-------|---|
| Points | 14 | vs Lamar University 02/12/22 |
| Rebounds | 12 | vs Sam Houston 01/29/22 |
| Assists | 5 | vs VMI 12/05/21 |
| Steals | 3 | vs Idaho St. 11/14/21, vs McNeese 12/01/21, vs Utah Tech 01/15/22 |
| Blocks | 1 | 5 times |
| FG Made | 6 | vs Lamar University 02/12/22 |
| FG Attempts | 10 | vs Sam Houston 01/29/22, vs Lamar University 02/12/22, at Washington 11/28/22 |
| 3FG Made | 3 | vs St. Thomas (MN) 11/27/21 |
| 3FG Attempts | 7 | at Washington 11/28/22 |
| FT Made | 5 | at Chicago St. 01/06/22, at Utah Tech 02/26/22, vs Prairie View 11/08/23 |
| FT Attempts | 6 | at Chicago St. 01/06/22, at Utah Tech 02/26/22 |



2024-25 PLAYER GAME-BY-GAME

#96 KOBE WILLIAMSON

| Opponent | Date | GS | MIN | Total | | 3-Pointers | | Free throws | | Rebounds | | | | PF | A | TO | BLK | STL | PTS | AVG |
|-----------------------|------------|----|--------|--------|------|------------|-------|-------------|-------|----------|-----|-----|-----|----|---|----|-----|-----|-----|-----|
| | | | | FG-FGA | PCT | 3FG-3FGA | PCT | FT-FTA | PCT | OFF | DEF | TOT | AVG | | | | | | | |
| at Washington | 12/23/2024 | | 16:14 | 2-5 | .400 | 0-1 | .000 | 0-0 | .000 | 0 | 1 | 1 | 1.0 | 0 | 1 | 0 | 1 | 0 | 4 | 4.0 |
| Nicholls | 12/30/2024 | | 24:36 | 4-12 | .333 | 1-3 | .333 | 2-2 | 1.000 | 3 | 5 | 8 | 4.5 | 3 | 2 | 3 | 4 | 1 | 11 | 7.5 |
| at California Baptist | 01/04/2025 | * | 19:40 | 5-10 | .500 | 0-1 | .000 | 0-0 | .000 | 3 | 1 | 4 | 4.3 | 3 | 0 | 1 | 0 | 0 | 10 | 8.3 |
| Abilene Christian | 01/11/2025 | * | 27:45 | 2-3 | .667 | 0-1 | .000 | 1-1 | 1.000 | 1 | 1 | 2 | 3.8 | 3 | 2 | 2 | 1 | 3 | 5 | 7.5 |
| Utah Tech | 01/16/2025 | * | 12:51 | 4-6 | .667 | 0-2 | .000 | 1-1 | 1.000 | 1 | 1 | 2 | 3.4 | 4 | 2 | 1 | 0 | 0 | 9 | 7.8 |
| Southern Utah | 01/18/2025 | * | 16:01 | 3-5 | .600 | 1-2 | .500 | 0-0 | .000 | 0 | 1 | 1 | 3.0 | 1 | 1 | 0 | 1 | 0 | 7 | 7.7 |
| at UT Arlington | 01/23/2025 | * | 27:58 | 5-6 | .833 | 3-3 | 1.000 | 0-0 | .000 | 2 | 4 | 6 | 3.4 | 3 | 0 | 3 | 2 | 0 | 13 | 8.4 |
| Totals | | 5 | 145:05 | 25-47 | .532 | 5-13 | .385 | 4-4 | 1.000 | 10 | 14 | 24 | 3.4 | 17 | 8 | 10 | 9 | 4 | 59 | 8.4 |

Player Averages

| Games Played | Minutes/game | Points/game | FG Pct | 3FG Pct | FT Pct | Rebounds/game | Assists/game | Turnovers/game | Assist/Turnover ratio | Steals/game | Blocks/game |
|--------------|--------------|-------------|--------|---------|--------|---------------|--------------|----------------|-----------------------|-------------|-------------|
| 7 | 20.7 | 8.4 | 53.2 | 38.5 | 100.0 | 3.4 | 1.1 | 1.4 | 0.8 | 0.6 | 1.3 |

| | | | | Field Goals | | 3-Point | | F-Throws | | Rebounds | | | | Scoring | | | | | | |
|---------|------|--------|-----------|-------------|------|----------|------|----------|-------|----------|-----|-----|-----|---------|-----|-----|-----|-----|-----|-----|
| SEASON | TEAM | GP-GS | MIN/AVG | FG-FGA | FG% | 3FG-3FGA | 3FG% | FT-FTA | FT% | OFF | DEF | TOT | AVG | PF-FO | A | TO | BLK | STL | PTS | AVG |
| 2020-21 | SU | 23-23 | 648/28.2 | 50-138 | .362 | 20-76 | .263 | 20-28 | .714 | 46 | 92 | 138 | 6.0 | 81-5 | 15 | 26 | 27 | 14 | 140 | 6.1 |
| 2021-22 | SU | 30-12 | 511/17.0 | 53-122 | .434 | 19-67 | .284 | 23-30 | .767 | 34 | 97 | 131 | 4.4 | 59-1 | 19 | 15 | 30 | 14 | 148 | 4.9 |
| 2022-23 | SU | 32-2 | 581/18.2 | 47-128 | .367 | 17-65 | .262 | 23-33 | .697 | 26 | 98 | 124 | 3.9 | 66-1 | 37 | 25 | 37 | 11 | 134 | 4.2 |
| 2023-24 | SU | 37-28 | 882/23.8 | 127-283 | .449 | 16-61 | .262 | 61-78 | .782 | 51 | 160 | 211 | 5.7 | 108-7 | 43 | 48 | 53 | 33 | 331 | 8.9 |
| 2024-25 | SU | 7-5 | 145/20.7 | 25-47 | .532 | 5-13 | .385 | 4-4 | 1.000 | 10 | 14 | 24 | 3.4 | 17-0 | 8 | 10 | 9 | 4 | 59 | 8.4 |
| TOTAL | | 129-70 | 2768/21.5 | 302-718 | .421 | 77-282 | .273 | 131-173 | .757 | 167 | 461 | 628 | 4.9 | 331-14 | 122 | 124 | 156 | 76 | 812 | 6.3 |

Single Game Highs

| Statistic | Value | |
|--------------|-------|--|
| Points | 28 | vs Idaho 11/22/23 |
| Rebounds | 15 | at Utah Tech 02/05/21 |
| Assists | 5 | vs Pacific Lutheran 11/23/22 |
| Steals | 4 | vs Northwest (WA) 12/09/23 |
| Blocks | 5 | vs Prairie View 11/08/23 |
| FG Made | 11 | vs Idaho 11/22/23 |
| FG Attempts | 15 | vs Idaho 11/22/23, vs Utah Valley 01/26/24 |
| 3FG Made | 5 | vs Idaho 11/22/23 |
| 3FG Attempts | 10 | vs Grand Canyon 02/26/21 |
| FT Made | 7 | at VCU 11/18/23 |
| FT Attempts | 9 | at VCU 11/18/23 |



2024-25 TEAM GAME-BY-GAME

| Opponent | Date | Score | Total | | 3-Pointers | | Free throws | | Rebounds | | | | PF | A | TO | BLK | STL | PTS | AVG |
|--------------------------|------------|-------------|-----------------|-------------|----------------|-------------|----------------|-------------|------------|------------|------------|-------------|------------|------------|------------|-----------|------------|-------------|-------------|
| | | | FG-FGA | PCT | 3FG-3FGA | PCT | FT-FTA | PCT | OFF | DEF | TOT | AVG | | | | | | | |
| at Eastern Wash. Liberty | 11/06/2024 | 86-93 L | 28-59 | .475 | 12-22 | .545 | 18-26 | .692 | 8 | 20 | 28 | 28.0 | 19 | 18 | 10 | 0 | 3 | 86 | 86.0 |
| | 11/09/2024 | 64-66 L | 24-46 | .522 | 5-14 | .357 | 11-24 | .458 | 6 | 23 | 29 | 28.5 | 16 | 10 | 12 | 2 | 11 | 64 | 75.0 |
| at Cal Poly | 11/14/2024 | 71-75 L | 25-65 | .385 | 9-30 | .300 | 12-14 | .857 | 13 | 23 | 36 | 31.0 | 16 | 11 | 16 | 1 | 12 | 71 | 73.7 |
| at UC San Diego | 11/16/2024 | 84-71 W | 27-48 | .563 | 10-20 | .500 | 20-27 | .741 | 8 | 25 | 33 | 31.5 | 17 | 12 | 12 | 2 | 2 | 84 | 76.3 |
| Northwest (WA) | 11/22/2024 | 80-52 W | 22-59 | .373 | 7-25 | .280 | 29-40 | .725 | 13 | 27 | 40 | 33.2 | 27 | 14 | 14 | 4 | 9 | 80 | 77.0 |
| vs Furman | 11/26/2024 | 56-61 L | 16-61 | .262 | 5-27 | .185 | 19-25 | .760 | 22 | 20 | 42 | 34.7 | 15 | 10 | 13 | 1 | 7 | 56 | 73.5 |
| at Duke | 11/29/2024 | 48-70 L | 10-47 | .213 | 4-19 | .211 | 24-31 | .774 | 10 | 27 | 37 | 35.0 | 18 | 6 | 16 | 0 | 6 | 48 | 69.9 |
| Portland St. | 12/04/2024 | 91-74 W | 29-55 | .527 | 11-20 | .550 | 22-24 | .917 | 10 | 21 | 31 | 34.5 | 17 | 15 | 11 | 2 | 3 | 91 | 72.5 |
| at UTEP | 12/07/2024 | 72-88 L | 22-49 | .449 | 10-23 | .435 | 18-25 | .720 | 10 | 17 | 27 | 33.7 | 14 | 15 | 17 | 2 | 10 | 72 | 72.4 |
| Pacific (OR) | 12/14/2024 | 111-44 W | 40-66 | .606 | 17-31 | .548 | 14-19 | .737 | 11 | 39 | 50 | 35.3 | 16 | 21 | 6 | 4 | 9 | 111 | 76.3 |
| at Western Ky. | 12/17/2024 | 73-86 L | 21-63 | .333 | 8-33 | .242 | 23-30 | .767 | 14 | 24 | 38 | 35.5 | 19 | 9 | 7 | 1 | 8 | 73 | 76.0 |
| UIC | 12/20/2024 | 68-79 L | 24-58 | .414 | 6-18 | .333 | 14-21 | .667 | 10 | 24 | 34 | 35.4 | 20 | 10 | 16 | 4 | 8 | 68 | 75.3 |
| at Washington | 12/23/2024 | 79-70 W | 23-56 | .411 | 4-18 | .222 | 29-32 | .906 | 7 | 29 | 36 | 35.5 | 21 | 7 | 8 | 3 | 7 | 79 | 75.6 |
| Nicholls | 12/30/2024 | 69-71 L | 21-50 | .420 | 7-17 | .412 | 20-27 | .741 | 9 | 25 | 34 | 35.4 | 14 | 11 | 14 | 7 | 4 | 69 | 75.1 |
| at California Baptist | 01/04/2025 | 59-61 L | 23-58 | .397 | 3-19 | .158 | 10-17 | .588 | 14 | 24 | 38 | 35.5 | 18 | 10 | 13 | 2 | 11 | 59 | 74.1 |
| Abilene Christian | 01/11/2025 | 66-64 W | 21-50 | .420 | 4-20 | .200 | 20-29 | .690 | 12 | 21 | 33 | 35.4 | 14 | 16 | 14 | 5 | 11 | 66 | 73.6 |
| Utah Tech | 01/16/2025 | 82-62 W | 31-61 | .508 | 6-19 | .316 | 14-18 | .778 | 14 | 27 | 41 | 35.7 | 21 | 11 | 11 | 5 | 7 | 82 | 74.1 |
| Southern Utah | 01/18/2025 | 75-52 W | 31-64 | .484 | 5-15 | .333 | 8-9 | .889 | 8 | 23 | 31 | 35.4 | 12 | 13 | 6 | 3 | 9 | 75 | 74.1 |
| at UT Arlington | 01/23/2025 | 56-65 L | 21-57 | .368 | 10-25 | .400 | 4-11 | .364 | 13 | 24 | 37 | 35.5 | 15 | 13 | 12 | 5 | 4 | 56 | 73.2 |
| Total | | 1390 | 459-1072 | .428 | 143-415 | .345 | 329-449 | .733 | 212 | 463 | 675 | 35.5 | 329 | 232 | 228 | 53 | 141 | 1390 | 73.2 |
| Opponents | | 1304 | 468-1032 | .453 | 138-408 | .338 | 230-347 | .663 | 149 | 450 | 599 | 31.5 | 362 | 262 | 250 | 62 | 131 | 1304 | 68.6 |

Seattle U Averages

| Games Played | Points/game | FG Pct | 3FG Pct | FT Pct | Rebounds/game | Assists/game | Turnovers/game | Assist/Turnover ratio | Steals/game | Blocks/game |
|--------------|-------------|--------|---------|--------|---------------|--------------|----------------|-----------------------|-------------|-------------|
| 19 | 73.2 | 42.8 | 34.5 | 73.3 | 35.5 | 12.2 | 12.0 | 1.0 | 7.4 | 2.8 |



2024-25 OPPONENT GAME-BY-GAME

| | | | | Total | | 3-Pointers | | Free throws | | Rebounds | | | | | | | | | | | |
|-----------------------|------------|--------|---|----------|------|------------|------|-------------|------|----------|-----|-----|------|-----|-----|-----|-----|-----|------|------|--|
| Opponent | Date | Score | | FG-FGA | PCT | 3FG-3FGA | PCT | FT-FTA | PCT | OFF | DEF | TOT | AVG | PF | A | TO | BLK | STL | PTS | AVG | |
| at Eastern Wash. | 11/06/2024 | 86-93 | L | 34-59 | .576 | 9-22 | .409 | 16-20 | .800 | 4 | 26 | 30 | 30.0 | 20 | 23 | 6 | 1 | 8 | 93 | 93.0 | |
| Liberty | 11/09/2024 | 64-66 | L | 24-50 | .480 | 8-22 | .364 | 10-19 | .526 | 7 | 19 | 26 | 28.0 | 21 | 11 | 15 | 0 | 7 | 66 | 79.5 | |
| at Cal Poly | 11/14/2024 | 71-75 | L | 27-55 | .491 | 8-25 | .320 | 13-18 | .722 | 9 | 28 | 37 | 31.0 | 13 | 9 | 18 | 1 | 9 | 75 | 78.0 | |
| at UC San Diego | 11/16/2024 | 84-71 | W | 26-52 | .500 | 5-16 | .313 | 14-19 | .737 | 4 | 16 | 20 | 28.3 | 20 | 12 | 8 | 4 | 7 | 71 | 76.3 | |
| Northwest (WA) | 11/22/2024 | 80-52 | W | 18-47 | .383 | 4-14 | .286 | 12-30 | .400 | 8 | 23 | 31 | 28.8 | 33 | 9 | 24 | 3 | 6 | 52 | 71.4 | |
| vs Furman | 11/26/2024 | 56-61 | L | 21-40 | .525 | 8-22 | .364 | 11-18 | .611 | 4 | 25 | 29 | 28.8 | 20 | 18 | 16 | 4 | 4 | 61 | 69.7 | |
| at Duke | 11/29/2024 | 48-70 | L | 23-58 | .397 | 10-36 | .278 | 14-19 | .737 | 12 | 32 | 44 | 31.0 | 22 | 18 | 13 | 4 | 12 | 70 | 69.7 | |
| Portland St. | 12/04/2024 | 91-74 | W | 30-64 | .469 | 7-23 | .304 | 7-14 | .500 | 13 | 17 | 30 | 30.9 | 19 | 15 | 10 | 4 | 5 | 74 | 70.3 | |
| at UTEP | 12/07/2024 | 72-88 | L | 32-57 | .561 | 7-17 | .412 | 17-19 | .895 | 10 | 21 | 31 | 30.9 | 20 | 18 | 14 | 3 | 14 | 88 | 72.2 | |
| Pacific (OR) | 12/14/2024 | 111-44 | W | 15-60 | .250 | 5-24 | .208 | 9-11 | .818 | 5 | 18 | 23 | 30.1 | 17 | 10 | 12 | 2 | 4 | 44 | 69.4 | |
| at Western Ky. | 12/17/2024 | 73-86 | L | 29-49 | .592 | 12-20 | .600 | 16-24 | .667 | 2 | 34 | 36 | 30.6 | 21 | 18 | 11 | 3 | 2 | 86 | 70.9 | |
| UIC | 12/20/2024 | 68-79 | L | 27-53 | .509 | 9-21 | .429 | 16-21 | .762 | 3 | 29 | 32 | 30.8 | 18 | 18 | 12 | 4 | 10 | 79 | 71.6 | |
| at Washington | 12/23/2024 | 79-70 | W | 24-57 | .421 | 6-24 | .250 | 16-23 | .696 | 8 | 25 | 33 | 30.9 | 24 | 10 | 12 | 4 | 2 | 70 | 71.5 | |
| Nicholls | 12/30/2024 | 69-71 | L | 28-60 | .467 | 5-16 | .313 | 10-17 | .588 | 10 | 22 | 32 | 31.0 | 21 | 10 | 11 | 3 | 9 | 71 | 71.4 | |
| at California Baptist | 01/04/2025 | 59-61 | L | 25-56 | .446 | 1-15 | .067 | 10-14 | .714 | 11 | 25 | 36 | 31.3 | 17 | 12 | 13 | 4 | 7 | 61 | 70.7 | |
| Abilene Christian | 01/11/2025 | 66-64 | W | 28-58 | .483 | 5-15 | .333 | 3-7 | .429 | 11 | 22 | 33 | 31.4 | 20 | 14 | 14 | 4 | 9 | 64 | 70.3 | |
| Utah Tech | 01/16/2025 | 82-62 | W | 15-44 | .341 | 9-20 | .450 | 23-32 | .719 | 4 | 17 | 21 | 30.8 | 14 | 10 | 12 | 2 | 6 | 62 | 69.8 | |
| Southern Utah | 01/18/2025 | 75-52 | W | 20-56 | .357 | 6-22 | .273 | 6-9 | .667 | 9 | 25 | 34 | 31.0 | 10 | 10 | 18 | 7 | 4 | 52 | 68.8 | |
| at UT Arlington | 01/23/2025 | 56-65 | L | 22-57 | .386 | 14-34 | .412 | 7-13 | .538 | 15 | 26 | 41 | 31.5 | 12 | 17 | 11 | 5 | 6 | 65 | 68.6 | |
| Total | | 1304 | | 468-1032 | .453 | 138-408 | .338 | 230-347 | .663 | 149 | 450 | 599 | 31.5 | 362 | 262 | 250 | 62 | 131 | 1304 | 68.6 | |
| Seattle U | | 1390 | | 459-1072 | .428 | 143-415 | .345 | 329-449 | .733 | 212 | 463 | 675 | 35.5 | 329 | 232 | 228 | 53 | 141 | 1390 | 73.2 | |

Opponents Averages

| Games Played | Points/game | FG Pct | 3FG Pct | FT Pct | Rebounds/game | Assists/game | Turnovers/game | Assist/Turnover ratio | Steals/game | Blocks/game |
|--------------|-------------|--------|---------|--------|---------------|--------------|----------------|-----------------------|-------------|-------------|
| 19 | 68.6 | 45.3 | 33.8 | 66.3 | 31.5 | 13.8 | 13.2 | 1.0 | 6.9 | 3.3 |



2024-25 Seattle U Men's Basketball Team High/Low Analysis All games

Page 1/4
as of Jan 24, 2025

Seattle U - Game Highs

| | | |
|-----------------------|--------------|------------------------------------|
| POINTS | 111 | Pacific (OR) (12/14/2024) |
| | 91 | Portland St. (12/04/2024) |
| | 86 | at Eastern Wash. (11/06/2024) |
| | 84 | at UC San Diego (11/16/2024) |
| | 82 | Utah Tech (01/16/2025) |
| FIELD GOALS MADE | 40 | Pacific (OR) (12/14/2024) |
| | 31 | Southern Utah (01/18/2025) |
| | 31 | Utah Tech (01/16/2025) |
| FIELD GOAL ATTEMPTS | 66 | Pacific (OR) (12/14/2024) |
| | 65 | at Cal Poly (11/14/2024) |
| FIELD GOAL PERCENTAGE | .606 (40-66) | Pacific (OR) (12/14/2024) |
| | .563 (27-48) | at UC San Diego (11/16/2024) |
| 3 PT FG MADE | 17 | Pacific (OR) (12/14/2024) |
| | 12 | at Eastern Wash. (11/06/2024) |
| 3 PT FG ATTEMPTS | 33 | at Western Ky. (12/17/2024) |
| | 31 | Pacific (OR) (12/14/2024) |
| 3 PT FG PERCENTAGE | .550 (11-20) | Portland St. (12/04/2024) |
| | .548 (17-31) | Pacific (OR) (12/14/2024) |
| FREE THROWS MADE | 29 | at Washington (12/23/2024) |
| | 29 | Northwest (WA) (11/22/2024) |
| FREE THROW ATTEMPTS | 40 | Northwest (WA) (11/22/2024) |
| | 32 | at Washington (12/23/2024) |
| FREE THROW PERCENTAGE | .917 (22-24) | Portland St. (12/04/2024) |
| | .906 (29-32) | at Washington (12/23/2024) |
| REBOUNDS | 50 | Pacific (OR) (12/14/2024) |
| | 42 | vs Furman (N) (11/26/2024) |
| ASSISTS | 21 | Pacific (OR) (12/14/2024) |
| | 18 | at Eastern Wash. (11/06/2024) |
| STEALS | 12 | at Cal Poly (11/14/2024) |
| | 11 | Abilene Christian (01/11/2025) |
| | 11 | at California Baptist (01/04/2025) |
| | 11 | Liberty (11/09/2024) |
| BLOCKED SHOTS | 7 | Nicholls (12/30/2024) |
| | 5 | at UT Arlington (01/23/2025) |
| | 5 | Utah Tech (01/16/2025) |
| | 5 | Abilene Christian (01/11/2025) |
| TURNOVERS | 17 | at UTEP (12/07/2024) |
| | 16 | UIC (12/20/2024) |
| | 16 | at Duke (11/29/2024) |
| | 16 | at Cal Poly (11/14/2024) |
| FOULS | 27 | Northwest (WA) (11/22/2024) |
| | 21 | Utah Tech (01/16/2025) |
| | 21 | at Washington (12/23/2024) |



2024-25 Seattle U Men's Basketball Team High/Low Analysis All games

Page 2/4
as of Jan 24, 2025

Opponent - Game Highs

| | | |
|-----------------------|--------------|-------------------------------|
| POINTS | 93 | at Eastern Wash. (11/06/2024) |
| | 88 | at UTEP (12/07/2024) |
| | 86 | at Western Ky. (12/17/2024) |
| | 79 | UIC (12/20/2024) |
| | 75 | at Cal Poly (11/14/2024) |
| FIELD GOALS MADE | 34 | at Eastern Wash. (11/06/2024) |
| | 32 | at UTEP (12/07/2024) |
| FIELD GOAL ATTEMPTS | 64 | Portland St. (12/04/2024) |
| | 60 | Nicholls (12/30/2024) |
| | 60 | Pacific (OR) (12/14/2024) |
| FIELD GOAL PERCENTAGE | .592 (29-49) | at Western Ky. (12/17/2024) |
| | .576 (34-59) | at Eastern Wash. (11/06/2024) |
| 3 PT FG MADE | 14 | at UT Arlington (01/23/2025) |
| | 12 | at Western Ky. (12/17/2024) |
| 3 PT FG ATTEMPTS | 36 | at Duke (11/29/2024) |
| | 34 | at UT Arlington (01/23/2025) |
| 3 PT FG PERCENTAGE | .600 (12-20) | at Western Ky. (12/17/2024) |
| | .450 (9-20) | Utah Tech (01/16/2025) |
| FREE THROWS MADE | 23 | Utah Tech (01/16/2025) |
| | 17 | at UTEP (12/07/2024) |
| FREE THROW ATTEMPTS | 32 | Utah Tech (01/16/2025) |
| | 30 | Northwest (WA) (11/22/2024) |
| FREE THROW PERCENTAGE | .895 (17-19) | at UTEP (12/07/2024) |
| | .818 (9-11) | Pacific (OR) (12/14/2024) |
| REBOUNDS | 44 | at Duke (11/29/2024) |
| | 41 | at UT Arlington (01/23/2025) |
| ASSISTS | 23 | at Eastern Wash. (11/06/2024) |
| | 18 | UIC (12/20/2024) |
| | 18 | at Western Ky. (12/17/2024) |
| | 18 | at UTEP (12/07/2024) |
| | 18 | at Duke (11/29/2024) |
| | 18 | vs Furman (N) (11/26/2024) |
| STEALS | 14 | at UTEP (12/07/2024) |
| | 12 | at Duke (11/29/2024) |
| BLOCKED SHOTS | 7 | Southern Utah (01/18/2025) |
| | 5 | at UT Arlington (01/23/2025) |
| TURNOVERS | 24 | Northwest (WA) (11/22/2024) |
| | 18 | Southern Utah (01/18/2025) |
| | 18 | at Cal Poly (11/14/2024) |
| FOULS | 33 | Northwest (WA) (11/22/2024) |
| | 24 | at Washington (12/23/2024) |



2024-25 Seattle U Men's Basketball Team High/Low Analysis All games

Page 3/4
as of Jan 24, 2025

Seattle U - Game Lows

| | | |
|-----------------------|--------------|------------------------------------|
| POINTS | 48 | at Duke (11/29/2024) |
| | 56 | at UT Arlington (01/23/2025) |
| | 56 | vs Furman (N) (11/26/2024) |
| | 59 | at California Baptist (01/04/2025) |
| | 64 | Liberty (11/09/2024) |
| FIELD GOALS MADE | 10 | at Duke (11/29/2024) |
| | 16 | vs Furman (N) (11/26/2024) |
| FIELD GOAL ATTEMPTS | 46 | Liberty (11/09/2024) |
| | 47 | at Duke (11/29/2024) |
| FIELD GOAL PERCENTAGE | .213 (10-47) | at Duke (11/29/2024) |
| | .262 (16-61) | vs Furman (N) (11/26/2024) |
| 3 PT FG MADE | 3 | at California Baptist (01/04/2025) |
| | 4 | Abilene Christian (01/11/2025) |
| | 4 | at Washington (12/23/2024) |
| | 4 | at Duke (11/29/2024) |
| 3 PT FG ATTEMPTS | 14 | Liberty (11/09/2024) |
| | 15 | Southern Utah (01/18/2025) |
| 3 PT FG PERCENTAGE | .158 (3-19) | at California Baptist (01/04/2025) |
| | .185 (5-27) | vs Furman (N) (11/26/2024) |
| FREE THROWS MADE | 4 | at UT Arlington (01/23/2025) |
| | 8 | Southern Utah (01/18/2025) |
| FREE THROW ATTEMPTS | 9 | Southern Utah (01/18/2025) |
| | 11 | at UT Arlington (01/23/2025) |
| FREE THROW PERCENTAGE | .364 (4-11) | at UT Arlington (01/23/2025) |
| | .458 (11-24) | Liberty (11/09/2024) |
| REBOUNDS | 27 | at UTEP (12/07/2024) |
| | 28 | at Eastern Wash. (11/06/2024) |
| ASSISTS | 6 | at Duke (11/29/2024) |
| | 7 | at Washington (12/23/2024) |
| STEALS | 2 | at UC San Diego (11/16/2024) |
| | 3 | Portland St. (12/04/2024) |
| | 3 | at Eastern Wash. (11/06/2024) |
| BLOCKED SHOTS | 0 | at Duke (11/29/2024) |
| | 0 | at Eastern Wash. (11/06/2024) |
| TURNOVERS | 6 | Southern Utah (01/18/2025) |
| | 6 | Pacific (OR) (12/14/2024) |
| FOULS | 12 | Southern Utah (01/18/2025) |
| | 14 | Abilene Christian (01/11/2025) |
| | 14 | Nicholls (12/30/2024) |
| | 14 | at UTEP (12/07/2024) |



2024-25 Seattle U Men's Basketball Team High/Low Analysis All games

Page 4/4
as of Jan 24, 2025

Opponent - Game Lows

| | | |
|-----------------------|--------------|------------------------------------|
| POINTS | 44 | Pacific (OR) (12/14/2024) |
| | 52 | Southern Utah (01/18/2025) |
| | 52 | Northwest (WA) (11/22/2024) |
| | 61 | at California Baptist (01/04/2025) |
| | 61 | vs Furman (N) (11/26/2024) |
| FIELD GOALS MADE | 15 | Utah Tech (01/16/2025) |
| | 15 | Pacific (OR) (12/14/2024) |
| FIELD GOAL ATTEMPTS | 40 | vs Furman (N) (11/26/2024) |
| | 44 | Utah Tech (01/16/2025) |
| FIELD GOAL PERCENTAGE | .250 (15-60) | Pacific (OR) (12/14/2024) |
| | .341 (15-44) | Utah Tech (01/16/2025) |
| 3 PT FG MADE | 1 | at California Baptist (01/04/2025) |
| | 4 | Northwest (WA) (11/22/2024) |
| 3 PT FG ATTEMPTS | 14 | Northwest (WA) (11/22/2024) |
| | 15 | Abilene Christian (01/11/2025) |
| | 15 | at California Baptist (01/04/2025) |
| 3 PT FG PERCENTAGE | .067 (1-15) | at California Baptist (01/04/2025) |
| | .208 (5-24) | Pacific (OR) (12/14/2024) |
| FREE THROWS MADE | 3 | Abilene Christian (01/11/2025) |
| | 6 | Southern Utah (01/18/2025) |
| FREE THROW ATTEMPTS | 7 | Abilene Christian (01/11/2025) |
| | 9 | Southern Utah (01/18/2025) |
| FREE THROW PERCENTAGE | .400 (12-30) | Northwest (WA) (11/22/2024) |
| | .429 (3-7) | Abilene Christian (01/11/2025) |
| REBOUNDS | 20 | at UC San Diego (11/16/2024) |
| | 21 | Utah Tech (01/16/2025) |
| ASSISTS | 9 | Northwest (WA) (11/22/2024) |
| | 9 | at Cal Poly (11/14/2024) |
| STEALS | 2 | at Washington (12/23/2024) |
| | 2 | at Western Ky. (12/17/2024) |
| BLOCKED SHOTS | 0 | Liberty (11/09/2024) |
| | 0 | at Cal Poly (11/14/2024) |
| | 1 | at Eastern Wash. (11/06/2024) |
| TURNOVERS | 6 | at Eastern Wash. (11/06/2024) |
| | 8 | at UC San Diego (11/16/2024) |
| FOULS | 10 | Southern Utah (01/18/2025) |
| | 12 | at UT Arlington (01/23/2025) |



2024-25 BOX SCORES



Official Basketball Box Score - Final
Seattle U at Eastern Wash.
11/09/24 Reese Court, Cheney
2024-25 Men's Basketball

Game Time: 6:00 PM
Game Duration: 2:04
Attendance: 1,492

Officials: Ryan Holmes, Casey McClellan, Justin Albrecht

Seattle U - 86

Record: 0-1

| NO. | Name | Min | FG | 3P | FT | Rebounds | Fouls | TP | AS | TO | ST | Blocks | BS | BA | +/- |
|--------|------------------------------|---------|-------|-------|---------|-----------|-------|-------|-----|-----|----|--------|----|----|-----|
| | | | M-A | M-A | M-A | OR DR TOT | PF FD | | | | | | | | |
| 8 | Malek Gomma | F 26:02 | 3-4 | 0-0 | 1-2 | 1 2 3 | 1 2 | 7 | 1 | 1 | 0 | 0 | 0 | 0 | -12 |
| 12 | Matthew-Alexander Moncrieffe | F 36:25 | 7-9 | 0-0 | 6-10 | 3 8 11 | 4 7 | 20 | 2 | 1 | 2 | 0 | 0 | 0 | -14 |
| 0 | Brayden Maldonado | G 14:23 | 2-9 | 2-5 | 1-1 | 0 0 0 | 1 3 | 7 | 0 | 0 | 0 | 0 | 0 | 0 | -15 |
| 1 | Malek Arington | G 30:37 | 3-7 | 1-1 | 1-1 | 0 0 0 | 2 1 | 8 | 7 | 5 | 0 | 0 | 0 | 0 | -5 |
| 11 | John Christofilis | G 31:21 | 4-11 | 4-6 | 5-6 | 0 2 2 | 1 2 | 17 | 0 | 1 | 0 | 0 | 0 | 0 | -10 |
| 2 | Paris Dawson | G 23:20 | 5-10 | 2-6 | 2-2 | 0 3 3 | 3 2 | 14 | 4 | 1 | 1 | 0 | 0 | 0 | 1 |
| 7 | Vasja Pandža | 19:22 | 3-3 | 2-2 | 1-2 | 0 1 1 | 5 2 | 9 | 1 | 1 | 0 | 0 | 0 | 0 | 18 |
| 21 | Viktor Rajković | 03:16 | 0-0 | 0-0 | 0-0 | 1 0 1 | 1 0 | 0 | 0 | 0 | 0 | 0 | 0 | 0 | -2 |
| 5 | DaSean Stevens | 11:46 | 1-6 | 1-2 | 1-2 | 1 1 2 | 1 1 | 4 | 3 | 0 | 0 | 0 | 0 | 0 | -8 |
| 6 | Houran Dan | 03:28 | 0-0 | 0-0 | 0-0 | 0 0 0 | 0 0 | 0 | 0 | 0 | 0 | 0 | 0 | 0 | -4 |
| Team | | | | | | 2 3 5 | | 0 | 0 | 0 | | | | | |
| Totals | | 28:59 | 12:22 | 18:26 | 8 20 28 | 19 20 | 86 | 18 10 | 3 0 | 1 7 | | | | | |

Technical Fouls: NONE

| Shooting By Period | | |
|--------------------|-------|-------|
| 1st FG% | 13-31 | 41.9% |
| 3PT% | 5-10 | 50.0% |
| FT% | 4-7 | 57.1% |
| 2nd FG% | 15-28 | 53.6% |
| 3PT% | 7-12 | 58.3% |
| FT% | 14-19 | 73.7% |
| GM FG% | 28-59 | 47.5% |
| 3PT% | 12-22 | 54.5% |
| FT% | 18-26 | 69.2% |

Dead Ball Rebounds: 3, 1



Official Basketball Box Score - Final
Liberty at Seattle U
11/09/24 Redhawk Center, Seattle, WA
2024-25 Men's Basketball

Game Time: 5:00 PM
Game Duration: 2:08
Attendance: 999

Officials: Justin Shamion, Ray Ames, Jason Alabanza

Liberty - 66

Record: 2-0

| NO. | Name | Min | FG | 3P | FT | Rebounds | Fouls | TP | AS | TO | ST | Blocks | BS | BA | +/- |
|--------|------------------|---------|------|-------|---------|-----------|-------|-------|-----|-----|----|--------|----|----|-----|
| | | | M-A | M-A | M-A | OR DR TOT | PF FD | | | | | | | | |
| 9 | Owron Aquino | F 28:21 | 4-10 | 0-2 | 9-9 | 3 6 9 | 4 4 | 11 | 2 | 2 | 4 | 0 | 0 | 0 | 9 |
| 25 | Zach Cleveland | F 36:43 | 4-7 | 0-1 | 1-4 | 1 4 5 | 3 4 | 9 | 2 | 3 | 0 | 0 | 0 | 0 | 4 |
| 32 | Jayvon Maughmer | F 32:02 | 5-6 | 2-3 | 0-0 | 0 4 4 | 2 0 | 12 | 1 | 2 | 1 | 0 | 0 | 0 | 4 |
| 0 | Colin Porter | G 30:12 | 4-5 | 1-2 | 1-3 | 1 1 2 | 3 3 | 10 | 5 | 2 | 1 | 0 | 0 | 0 | 4 |
| 3 | Kaden Metheny | G 34:57 | 5-9 | 5-8 | 0-0 | 0 1 1 | 2 0 | 15 | 1 | 5 | 1 | 0 | 0 | 0 | -1 |
| 2 | Taelon Peter | 12:37 | 1-4 | 0-1 | 3-4 | 0 2 2 | 3 2 | 5 | 0 | 0 | 0 | 0 | 0 | 0 | -5 |
| 11 | Zander Yates | 04:06 | 0-2 | 0-2 | 0-0 | 0 1 1 | 1 0 | 0 | 0 | 0 | 0 | 0 | 0 | 0 | -3 |
| 7 | Isaiah Ikenen | 11:36 | 1-4 | 0-1 | 2-2 | 2 0 2 | 0 3 | 4 | 0 | 0 | 0 | 0 | 0 | 0 | -1 |
| 21 | Gabriel McKay | 04:38 | 0-2 | 0-2 | 0-0 | 0 0 0 | 2 0 | 0 | 0 | 0 | 0 | 0 | 0 | 0 | -5 |
| 45 | Kali Yu | 01:40 | 0-0 | 0-0 | 0-0 | 0 0 0 | 1 0 | 0 | 0 | 0 | 0 | 0 | 0 | 0 | 2 |
| 4 | Brett Decker Jr. | 03:09 | 0-1 | 0-0 | 0-0 | 0 0 0 | 0 0 | 0 | 0 | 0 | 0 | 0 | 0 | 0 | 1 |
| 5 | Bryson Spell | 00:01 | 0-0 | 0-0 | 0-0 | 0 0 0 | 0 0 | 0 | 0 | 0 | 0 | 0 | 0 | 0 | 2 |
| Team | | | | | | 0 0 0 | | 0 | 0 | 1 | | | | | |
| Totals | | 24:50 | 9:22 | 10:19 | 7 19 26 | 21 16 | 66 | 11 15 | 7 0 | 2 2 | | | | | |

Technical Fouls: NONE

| Shooting By Period | | |
|--------------------|-------|-------|
| 1st FG% | 10-26 | 38.5% |
| 3PT% | 3-12 | 25.0% |
| FT% | 4-10 | 40% |
| 2nd FG% | 14-24 | 58.3% |
| 3PT% | 5-10 | 50.0% |
| FT% | 6-9 | 66.7% |
| GM FG% | 24-50 | 48.0% |
| 3PT% | 8-22 | 36.4% |
| FT% | 10-19 | 52.6% |

Dead Ball Rebounds: 4, 3

Eastern Wash. - 93

Record: 1-1

| NO. | Name | Min | FG | 3P | FT | Rebounds | Fouls | TP | AS | TO | ST | Blocks | BS | BA | +/- |
|--------|--------------------|---------|------|-------|---------|-----------|-------|------|-----|-----|----|--------|----|----|-----|
| | | | M-A | M-A | M-A | OR DR TOT | PF FD | | | | | | | | |
| 33 | Emmett Marquardt | F 26:01 | 5-8 | 2-4 | 2-2 | 1 5 6 | 3 2 | 14 | 3 | 0 | 0 | 1 | 0 | 0 | 6 |
| 2 | Mason Williams | G 26:29 | 5-9 | 2-4 | 6-7 | 0 3 3 | 2 6 | 18 | 1 | 0 | 0 | 0 | 0 | 0 | 6 |
| 9 | Andrew Cook | G 32:34 | 9-13 | 0-1 | 7-8 | 0 5 5 | 4 4 | 25 | 3 | 0 | 3 | 0 | 0 | 0 | 14 |
| 11 | Nic McClain | G 24:46 | 2-4 | 1-2 | 0-0 | 0 4 4 | 4 2 | 5 | 1 | 3 | 0 | 0 | 0 | 0 | 14 |
| 21 | Sebastian Hartmann | G 28:30 | 7-9 | 2-2 | 0-0 | 1 1 2 | 4 1 | 16 | 6 | 2 | 1 | 0 | 0 | 0 | 9 |
| 0 | Angelo Winkel | 06:44 | 0-0 | 0-0 | 0-0 | 0 0 0 | 4 0 | 0 | 2 | 2 | 0 | 0 | 0 | 0 | -6 |
| 20 | Sam Stockton | 03:40 | 0-1 | 0-1 | 0-0 | 0 0 0 | 0 0 | 0 | 0 | 0 | 0 | 0 | 0 | 0 | 6 |
| 1 | Tyler Powell | 16:49 | 1-4 | 1-3 | 0-0 | 0 1 1 | 1 0 | 3 | 0 | 1 | 0 | 0 | 0 | 0 | -4 |
| 5 | Elijah Thomas | 06:02 | 1-1 | 0-0 | 1-2 | 0 0 0 | 1 1 | 3 | 0 | 0 | 0 | 0 | 0 | 0 | 1 |
| 8 | Vice Zanki | 19:10 | 3-8 | 1-4 | 0-1 | 1 4 5 | 1 2 | 7 | 2 | 0 | 0 | 0 | 0 | 0 | -18 |
| 22 | Jackson Seale | 07:15 | 1-2 | 0-1 | 0-0 | 0 1 1 | 0 1 | 2 | 1 | 0 | 1 | 0 | 0 | 0 | 7 |
| Team | | | | | | 1 2 3 | | 0 | 0 | 0 | | | | | |
| Totals | | 34:59 | 9:22 | 16:20 | 4 26 30 | 20 19 | 93 | 23 6 | 8 1 | 0 7 | | | | | |

Technical Fouls: NONE

| Shooting By Period | | |
|--------------------|-------|-------|
| 1st FG% | 16-31 | 51.6% |
| 3PT% | 4-11 | 36.4% |
| FT% | 4-5 | 80% |
| 2nd FG% | 18-28 | 64.3% |
| 3PT% | 5-11 | 45.5% |
| FT% | 12-15 | 80% |
| GM FG% | 34-59 | 57.6% |
| 3PT% | 9-22 | 40.9% |
| FT% | 16-20 | 80.0% |

Dead Ball Rebounds: 4, 2

| | SEA | EWU |
|------------------|---------------|----------------|
| Biggest lead | 2 (1st 19:45) | 12 (1st 15:36) |
| Best Scoring Run | 9 (1st 7:53) | 14 (1st 15:36) |
| Lead Changes | 3 | |
| Times Tied | 1 | |
| Time with Lead | 01:11 | 37:21 |

| Points from Turnovers | SEA | EWU |
|--------------------------|-----|-----|
| 1st | 11 | 12 |
| 2nd | 30 | 44 |
| 3rd | 7 | 3 |
| 4th | 10 | 11 |
| 5th | 27 | 15 |
| Period by Period Scoring | SEA | EWU |
| 1st | 35 | 51 |
| 2nd | 86 | 93 |

Seattle U - 64

Record: 0-2

| NO. | Name | Min | FG | 3P | FT | Rebounds | Fouls | TP | AS | TO | ST | Blocks | BS | BA | +/- |
|--------|------------------------------|---------|------|-------|---------|-----------|-------|----|----|----|----|--------|----|----|-----|
| | | | M-A | M-A | M-A | OR DR TOT | PF FD | | | | | | | | |
| 8 | Malek Gomma | F 24:36 | 2-4 | 0-0 | 0-0 | 1 3 4 | 3 1 | 4 | 1 | 0 | 0 | 0 | 0 | 0 | -9 |
| 12 | Matthew-Alexander Moncrieffe | F 18:42 | 4-5 | 0-0 | 4-6 | 1 3 4 | 4 4 | 12 | 0 | 2 | 2 | 0 | 0 | 0 | -1 |
| 0 | Brayden Maldonado | G 19:45 | 0-3 | 0-2 | 0-0 | 0 2 2 | 2 0 | 0 | 0 | 1 | 1 | 0 | 0 | 0 | -1 |
| 1 | Malek Arington | G 32:19 | 3-5 | 0-1 | 2-6 | 0 4 4 | 1 5 | 8 | 4 | 4 | 5 | 0 | 0 | 0 | -1 |
| 11 | John Christofilis | G 31:37 | 6-12 | 4-7 | 0-2 | 1 3 4 | 4 1 | 16 | 1 | 2 | 1 | 0 | 0 | 0 | 4 |
| 6 | Houran Dan | 15:24 | 2-3 | 0-0 | 2-6 | 2 3 5 | 0 3 | 6 | 0 | 0 | 0 | 1 | 0 | 0 | 7 |
| 2 | Paris Dawson | 20:33 | 3-7 | 0-1 | 3-4 | 0 3 3 | 2 4 | 9 | 1 | 1 | 1 | 0 | 0 | 0 | -6 |
| 7 | Vasja Pandža | 20:44 | 4-5 | 1-2 | 0-0 | 0 2 2 | 1 1 | 9 | 0 | 2 | 1 | 0 | 0 | 0 | -4 |
| 21 | Viktor Rajković | 06:51 | 0-0 | 0-0 | 0-0 | 0 0 0 | 1 0 | 1 | 0 | 0 | 0 | 0 | 0 | 0 | -2 |
| 5 | DaSean Stevens | 05:07 | 0-1 | 0-0 | 0-0 | 0 0 0 | 1 0 | 1 | 0 | 0 | 0 | 0 | 0 | 0 | 3 |
| 15 | Will Heimbrodt | 04:22 | 0-1 | 0-1 | 0-0 | 1 0 1 | 0 0 | 2 | 0 | 0 | 0 | 0 | 0 | 0 | 0 |
| Team | | | | | | 0 0 0 | | 0 | 0 | 0 | | | | | |
| Totals | | 24:46 | 5:14 | 11:24 | 6 23 29 | 16 21 | 64 | 10 | 12 | 11 | 2 | 0 | 0 | 0 | -2 |

Technical Fouls: NONE

| Shooting By Period | | |
|--------------------|-------|-------|
| 1st FG% | 10-23 | 43.5% |
| 3PT% | 1-8 | 12.5% |
| FT% | 6-17 | 35.3% |
| 2nd FG% | 14-23 | 60.9% |
| 3PT% | 4-6 | 66.7% |
| FT% | 5-7 | 71.4% |
| GM FG% | 24-46 | 52.2% |
| 3PT% | 5-14 | 35.7% |
| FT% | 11-24 | 45.8% |

Dead Ball Rebounds: 7, 1

| | LU | SU |
|------------------|---------------|--------------|
| Biggest lead | 4 (2nd 12:59) | 6 (2nd 2:42) |
| Best Scoring Run | 8 (2nd 0:03) | 8 (2nd 2:42) |
| Lead Changes | 18 | |
| Times Tied | 11 | |
| Time with Lead | 10:30 | 21:54 |

| Points from Turnovers | LU | SU |
|--------------------------|----|----|
| 1st | 15 | 10 |
| 2nd | 30 | 32 |
| 3rd | 11 | 3 |
| 4th | 6 | 6 |
| 5th | 9 | 24 |
| Period by Period Scoring | LU | SU |
| 1st | 27 | 39 |
| 2nd | 66 | 64 |



Official Basketball Box Score - Final
Seattle U at Cal Poly
11/14/24 Mori Athletics Center, San Luis Obispo
2024-25 Men's Basketball

Game Time: 7:00 PM
Game Duration: 2:00
Attendance: 1,023

Officials: Chris Merlo, De Salle Dean, Kristynee Espanza

Seattle U (1-3,0-0 WAC) -vs- UC San Diego (2-2,0-0 Blg West)
11/16/24 at LionTree Arena, La Jolla, CA

Date: 11/16/24

Time: 7:00 PM

Attendance: 1,026

Sites: LionTree Arena, La Jolla, CA

Referees: Grant Jeffers, Michael Kashinsky, DG Nelson

Score By Period

| | 1 | 2 | Total |
|--------------|----|----|-------|
| Seattle U | 49 | 35 | 84 |
| UC San Diego | 28 | 43 | 71 |

Seattle U 84

| # | Player | GS | MIN | FG | 3PT | FT | ORB-DRB | REB | PF | A | TO | BLK | STL | PTS |
|--------|-------------------------------|----|-----|-------|-------|-------|---------|-----|----|----|----|-----|-----|-----|
| 01 | Arlington, Maleek | * | 28 | 7-12 | 1-3 | 6-9 | 0-1 | 1 | 4 | 6 | 1 | 1 | 0 | 21 |
| 12 | Moncrieffe, Matthew-Alexander | * | 25 | 3-5 | 0-0 | 8-12 | 3-10 | 13 | 2 | 1 | 6 | 0 | 1 | 14 |
| 11 | Christofilis, John | * | 29 | 4-7 | 1-4 | 0-0 | 0-0 | 0 | 0 | 0 | 0 | 0 | 0 | 9 |
| 00 | Maldonado, Brayden | * | 15 | 2-7 | 2-5 | 2-2 | 1-2 | 3 | 3 | 0 | 2 | 0 | 1 | 8 |
| 08 | Gomma, Malek | * | 19 | 1-2 | 0-0 | 0-0 | 1-3 | 4 | 2 | 0 | 0 | 0 | 0 | 2 |
| 05 | Stevens, DaSean | * | 16 | 5-5 | 3-3 | 0-0 | 0-1 | 1 | 0 | 1 | 0 | 0 | 0 | 13 |
| 02 | Dawson, Paris | * | 25 | 2-4 | 1-1 | 4-4 | 0-2 | 2 | 1 | 1 | 0 | 0 | 0 | 9 |
| 21 | Rajkovic, Viktor | * | 21 | 2-3 | 2-3 | 0-0 | 0-3 | 3 | 1 | 2 | 1 | 0 | 0 | 6 |
| 07 | Pandza, Vasje | * | 16 | 1-2 | 0-1 | 0-0 | 0-3 | 3 | 4 | 2 | 1 | 0 | 2 | 2 |
| 06 | Dan, Houran | * | 6 | 0-1 | 0-0 | 0-0 | 1-0 | 1 | 0 | 0 | 0 | 0 | 0 | 0 |
| TM | TEAM | | 0 | 0-0 | 0-0 | 0-0 | 2-0 | 2 | 0 | 0 | 0 | 0 | 0 | 0 |
| Totals | | - | 200 | 27-48 | 10-20 | 20-27 | 8-25 | 33 | 17 | 12 | 12 | 2 | 2 | 84 |



2024-25 BOX SCORES



Official Basketball Box Score - Final
Northwest (WA) at Seattle U
11/20/24 Redhawk Center, Seattle, WA
2024-25 Men's Basketball

Game Time: 7:00 PM
Game Duration: 1:59
Attendance: 966

Officials: Greg Nixon, Robert Leigh, Hayden Hilly

Northwest (WA) - 52

Record: 0-2

| NO. | Name | Min | FG | 3P | FT | Rebounds | Fouls | TP | AS | TO | ST | Blocks | +/- |
|--------|-----------------------|---------|-------|------|-------|-----------|-------|----|----|----|----|--------|-----|
| | | | M-A | M-A | M-A | OR DR TOT | PF FO | | | | | BS BA | |
| 1 | Nash Wobrock | G 23:13 | 3-6 | 0-1 | 2-8 | 1 4 5 | 3 8 | 8 | 1 | 3 | 2 | 0 0 | -5 |
| 2 | Tay Aubry-Thomas | G 15:29 | 3-6 | 0-0 | 1-5 | 1 2 3 | 4 4 | 7 | 1 | 0 | 1 | 1 1 | -32 |
| 5 | Trent Williams | G 19:37 | 1-3 | 0-1 | 1-3 | 0 0 0 | 2 3 | 1 | 0 | 1 | 1 | 1 | -19 |
| 10 | Shane McGaughey-Flick | G 19:09 | 0-1 | 0-0 | 0-0 | 0 0 0 | 4 0 | 0 | 0 | 4 | 1 | 0 0 | -19 |
| 24 | Rashid Potter | G 14:48 | 2-4 | 1-3 | 0-1 | 0 2 2 | 4 1 | 5 | 1 | 4 | 0 | 1 0 | -8 |
| 4 | Filip Mugosa | 18:49 | 4-7 | 1-2 | 0-0 | 0 4 4 | 2 0 | 9 | 0 | 2 | 1 | 0 0 | -13 |
| 23 | Dominic Wilson | 25:25 | 0-4 | 0-3 | 3-4 | 1 4 5 | 5 3 | 3 | 5 | 1 | 0 | 0 1 | -28 |
| 32 | Miciah Hagan | 11:26 | 2-5 | 0-0 | 2-4 | 0 0 1 | 2 3 | 6 | 0 | 4 | 0 | 0 1 | -2 |
| 15 | Devin Wade-Henderson | 08:12 | 0-0 | 0-0 | 0-0 | 0 1 1 | 2 0 | 0 | 0 | 3 | 0 | 0 0 | -9 |
| 21 | Ethan Martin | 24:15 | 2-5 | 2-4 | 1-3 | 0 3 3 | 1 4 | 7 | 0 | 0 | 0 | 0 0 | -13 |
| 34 | Manuel Crujeiras | 09:22 | 1-2 | 0-0 | 2-2 | 0 1 1 | 3 1 | 4 | 0 | 3 | 0 | 0 0 | -3 |
| 30 | Jarron Hansen | 06:59 | 0-4 | 0-0 | 0-0 | 2 0 2 | 1 0 | 0 | 0 | 0 | 0 | 0 0 | -10 |
| 11 | Matt Amano | 03:16 | 0-0 | 0-0 | 0-0 | 0 0 0 | 0 0 | 0 | 0 | 0 | 0 | 0 0 | 1 |
| Team | | | | | | 3 1 4 | 0 | 0 | 0 | 0 | 0 | 0 | |
| Totals | | | 18-47 | 4-14 | 12-30 | 8 23 31 | 33 27 | 52 | 9 | 24 | 6 | 3 4 | -28 |

Technical Fouls: Potter 2nd 11:04

| Shooting By Period | | |
|--------------------------|-------|-------|
| 1 st FG% | 10-22 | 45.5% |
| 3PT% | 2-6 | 33.3% |
| FT% | 8-17 | 47.1% |
| 2 nd FG% | 6-25 | 32.0% |
| 3PT% | 2-8 | 25.0% |
| FT% | 4-13 | 30.8% |
| GM FG% | 18-47 | 38.3% |
| 3PT% | 4-14 | 28.6% |
| FT% | 12-30 | 40.0% |
| Dead Ball Rebounds: 8, 4 | | |



Official Basketball Box Score - Final
Furman at Seattle U
11/26/24 T-Mobile Arena, Las Vegas
2024-25 Men's Basketball

Game Time: 8:30 PM
Game Duration: 2:02
Attendance: 14,797

Officials: Ryan Christian, Matt Rafferty, Dean DeSelle

Furman - 61

Record: 7-0

| NO. | Name | Min | FG | 3P | FT | Rebounds | Fouls | TP | AS | TO | ST | Blocks | +/- |
|--------|------------------|---------|-------|------|-------|-----------|-------|----|----|----|----|--------|-----|
| | | | M-A | M-A | M-A | OR DR TOT | PF FO | | | | | BS BA | |
| 4 | Ben VanderWal | F 26:51 | 2-2 | 0-0 | 2-5 | 1 4 5 | 1 3 | 6 | 2 | 1 | 1 | 0 0 | 7 |
| 13 | Garrett Hien | F 24:32 | 2-7 | 1-4 | 0-0 | 0 1 1 | 3 1 | 5 | 3 | 2 | 1 | 0 0 | 0 |
| 21 | Cooper Bowser | F 31:27 | 7-11 | 0-1 | 3-5 | 2 10 12 | 4 5 | 17 | 4 | 3 | 1 | 3 0 | 4 |
| 0 | Play Smith | G 34:28 | 3-6 | 2-5 | 1-2 | 0 1 1 | 3 1 | 9 | 4 | 1 | 0 | 0 1 | 7 |
| 7 | Nick Anderson | G 30:29 | 3-6 | 2-5 | 4-4 | 0 0 0 | 2 4 | 12 | 2 | 1 | 0 | 0 0 | -2 |
| 1 | Charles Johnston | 07:46 | 0-2 | 0-2 | 0-0 | 0 0 0 | 2 0 | 0 | 0 | 1 | 0 | 0 0 | -5 |
| 2 | Eddrin Bronson | 18:57 | 3-4 | 3-4 | 1-2 | 0 2 2 | 1 1 | 10 | 2 | 0 | 1 | 0 0 | 4 |
| 3 | Tom House | 04:36 | 0-0 | 0-0 | 0-0 | 0 0 0 | 1 0 | 0 | 0 | 2 | 0 | 0 0 | -6 |
| 12 | Davis Molnar | 08:39 | 0-0 | 0-0 | 0-0 | 2 2 2 | 2 0 | 0 | 1 | 1 | 0 | 0 0 | 3 |
| 6 | Tyrese Hughey | 07:37 | 1-2 | 0-1 | 0-0 | 0 1 1 | 1 0 | 2 | 0 | 2 | 0 | 0 0 | 8 |
| 5 | Mason Smith | 04:40 | 0-0 | 0-0 | 0-0 | 0 1 1 | 0 0 | 0 | 0 | 0 | 0 | 0 0 | 5 |
| Team | | | | | | 1 3 4 | 0 | 0 | 2 | 0 | 0 | 0 | |
| Totals | | | 21-40 | 8-22 | 11-18 | 4 25 29 | 20 15 | 61 | 18 | 16 | 4 | 4 1 | 5 |

Technical Fouls: NONE

| Shooting By Period | | |
|--------------------------|-------|-------|
| 1 st FG% | 11-20 | 55.0% |
| 3PT% | 3-11 | 27.3% |
| FT% | 5-6 | 83.3% |
| 2 nd FG% | 10-20 | 50.0% |
| 3PT% | 5-11 | 45.5% |
| FT% | 6-12 | 50% |
| GM FG% | 21-40 | 52.5% |
| 3PT% | 8-22 | 36.4% |
| FT% | 11-18 | 61.1% |
| Dead Ball Rebounds: 2, 0 | | |

Seattle U - 56

Record: 2-4

| NO. | Name | Min | FG | 3P | FT | Rebounds | Fouls | TP | AS | TO | ST | Blocks | +/- |
|--------|------------------------------|---------|-------|------|-------|-----------|-------|----|----|----|----|--------|-----|
| | | | M-A | M-A | M-A | OR DR TOT | PF FO | | | | | BS BA | |
| 8 | Malek Gomma | F 25:39 | 2-5 | 0-0 | 5-6 | 4 4 8 | 4 3 | 9 | 2 | 1 | 0 | 0 2 | 4 |
| 12 | Matthew-Alexander Moncrieffe | F 32:06 | 3-7 | 0-1 | 7-8 | 5 8 13 | 1 7 | 13 | 0 | 4 | 2 | 0 0 | -5 |
| 0 | Brayden Maldonado | G 32:14 | 5-12 | 3-7 | 2-2 | 1 2 3 | 2 1 | 15 | 4 | 2 | 2 | 0 1 | -7 |
| 1 | Maleek Arington | G 23:06 | 1-5 | 0-2 | 3-7 | 3 2 5 | 3 5 | 5 | 2 | 1 | 0 | 0 0 | -5 |
| 11 | John Christofillis | G 29:53 | 4-17 | 1-9 | 0-0 | 0 0 0 | 2 0 | 9 | 0 | 1 | 0 | 0 0 | -5 |
| 6 | Houran Dan | 03:53 | 0-1 | 0-0 | 0-0 | 0 0 0 | 1 0 | 0 | 1 | 0 | 0 | 0 0 | 1 |
| 2 | Paris Dawson | 28:46 | 1-7 | 1-4 | 2-2 | 2 1 3 | 1 4 | 5 | 2 | 0 | 0 | 1 1 | -5 |
| 7 | Vasja Pandžić | 08:19 | 0-3 | 0-1 | 0-0 | 1 0 1 | 0 0 | 0 | 0 | 1 | 2 | 0 0 | 8 |
| 21 | Viktor Rajković | 15:53 | 0-3 | 0-2 | 0-0 | 2 1 3 | 1 0 | 0 | 0 | 0 | 1 | 0 0 | -11 |
| 5 | DaSean Stevens | 02:11 | 0-1 | 0-1 | 0-0 | 0 1 1 | 0 0 | 0 | 0 | 0 | 0 | 0 0 | -1 |
| Team | | | | | | 4 1 5 | 0 | 0 | 2 | 0 | 0 | 0 | |
| Totals | | | 16-61 | 5-27 | 19-25 | 22 20 42 | 16 20 | 56 | 10 | 13 | 7 | 1 4 | -5 |

Technical Fouls: Coach 2nd 11:21

| Fur | | | seu | | |
|------------------|----------------------------|---------------------------|-----------------------|-----|-----|
| Biggest lead | 11 (2 nd 11:21) | 3 (1 st 13:17) | Points from Turnovers | 18 | 16 |
| Best Scoring Run | 8 (2 nd 11:21) | 8 (2 nd 19:00) | Paint | 24 | 18 |
| Lead Changes | 6 | | Second Chance | 7 | 25 |
| Times Tied | 5 | | Fast Breaks | 4 | 4 |
| Time with Lead | 28:32 | 06:21 | Bench | 12 | 5 |
| | | | seu | | |
| | | | Fur | 30 | 31 |
| | | | 1st | 2nd | TOT |
| | | | 26 | 30 | 56 |



Official Basketball Box Score - Final
Seattle U at Duke
11/29/24 Cameron Indoor Stadium, Durham
2024-25 Men's Basketball

Game Time: 7:00 PM
Game Duration: 2:02
Attendance: 9,314

Officials: Tony Henderson, Tommy Morrissey, Leslie Jones

Seattle U - 48

Record: 2-5

| NO. | Name | Min | FG | 3P | FT | Rebounds | Fouls | TP | AS | TO | ST | Blocks | +/- |
|--------|------------------------------|---------|-------|------|-------|-----------|-------|----|----|----|----|--------|-----|
| | | | M-A | M-A | M-A | OR DR TOT | PF FO | | | | | BS BA | |
| 8 | Malek Gomma | F 21:34 | 2-7 | 0-0 | 0-0 | 1 4 5 | 2 1 | 4 | 0 | 1 | 1 | 0 0 | -22 |
| 12 | Matthew-Alexander Moncrieffe | F 31:11 | 2-9 | 0-2 | 5-8 | 2 10 12 | 5 6 | 9 | 0 | 2 | 0 | 1 0 | -20 |
| 0 | Brayden Maldonado | G 17:26 | 0-4 | 0-3 | 5-5 | 0 2 2 | 4 2 | 5 | 0 | 1 | 0 | 0 0 | -13 |
| 1 | Maleek Arington | G 32:21 | 1-6 | 0-1 | 4-4 | 0 2 2 | 0 4 | 6 | 6 | 3 | 1 | 0 1 | -15 |
| 11 | John Christofillis | G 23:19 | 1-8 | 0-5 | 0-0 | 0 1 1 | 0 0 | 2 | 0 | 2 | 0 | 0 0 | -14 |
| 2 | Paris Dawson | 26:08 | 2-7 | 2-4 | 4-4 | 0 4 4 | 2 2 | 10 | 0 | 3 | 3 | 0 2 | -9 |
| 6 | Houran Dan | 12:10 | 0-1 | 0-1 | 5-8 | 1 0 1 | 4 4 | 5 | 0 | 2 | 0 | 0 0 | 5 |
| 7 | Vasja Pandžić | 07:51 | 0-1 | 0-0 | 0-0 | 0 0 0 | 1 1 | 0 | 0 | 0 | 1 | 0 0 | -4 |
| 21 | Viktor Rajković | 14:26 | 1-2 | 1-1 | 1-2 | 2 1 3 | 0 2 | 4 | 0 | 1 | 0 | 0 0 | -7 |
| 5 | DaSean Stevens | 11:56 | 1-2 | 1-1 | 0-0 | 1 0 1 | 0 0 | 3 | 0 | 0 | 0 | 0 0 | -13 |
| 15 | Will Heimbrodt | 01:38 | 0-0 | 0-0 | 0-0 | 0 0 0 | 0 0 | 0 | 0 | 0 | 0 | 0 0 | 2 |
| Team | | | | | | 3 3 6 | 0 | 0 | 1 | 0 | 0 | 0 | |
| Totals | | | 10-47 | 4-19 | 24-31 | 10 27 37 | 18 22 | 48 | 6 | 16 | 6 | 0 4 | -22 |

Technical Fouls: NONE

| Shooting By Period | | |
|--------------------------|-------|-------|
| 1 st FG% | 6-23 | 26.1% |
| 3PT% | 1-7 | 14.3% |
| FT% | 12-15 | 80% |
| 2 nd FG% | 4-24 | 16.7% |
| 3PT% | 3-12 | 25.0% |
| FT% | 12-16 | 75% |
| GM FG% | 10-47 | 21.3% |
| 3PT% | 4-19 | 21.1% |
| FT% | 24-31 | 77.4% |
| Dead Ball Rebounds: 2, 0 | | |



Official Basketball Box Score - Final
Portland St. at Seattle U
12/04/24 Clatsop Pledge Arena, Seattle, WA
2024-25 Men's Basketball

Game Time: 7:00 PM
Game Duration: 1:50
Attendance: 1,194

Officials: Greg Nixon, Darron George, Chad Shepherd

Portland St. - 74

Record: 4-4

| NO. | Name | Min | FG | 3P | FT | Rebounds | Fouls | TP | AS | TO | ST | Blocks | +/- |
|--------|--------------------|---------|-------|------|------|-----------|-------|----|----|----|----|--------|-----|
| | | | M-A | M-A | M-A | OR DR TOT | PF FO | | | | | BS BA | |
| 22 | Isaiah Johnson | F 29:28 | 6-10 | 1-3 | 0-0 | 4 2 6 | 1 1 | 13 | 2 | 0 | 0 | 0 1 | -25 |
| 4 | Tre-Vaughn Minnott | G 13:54 | 3-4 | 0-0 | 0-0 | 0 1 1 | 4 1 | 8 | 0 | 1 | 0 | 0 0 | -3 |
| 2 | Quint Myers | G 34:55 | 4-10 | 1-4 | 6-9 | 0 1 1 | 2 8 | 15 | 6 | 3 | 1 | 0 0 | -10 |
| 3 | Shane Nowell | G 24:57 | 5-8 | 1-3 | 0-1 | 2 2 4 | 3 3 | 11 | 1 | 3 | 1 | 0 0 | -12 |
| 5 | Jaylin Henderson | G 34:40 | 3-8 | 2-4 | 0-0 | 1 1 2 | 2 0 | 8 | 2 | 2 | 1 | 2 0 | -16 |
| 34 | Terri Miller Jr. | 18:52 | 4-11 | 0-3 | 0-1 | 2 3 5 | 2 1 | 8 | 1 | 0 | 2 | 0 0 | -8 |
| 0 | Cole Farrell | 20:23 | 2-6 | 1-3 | 1-2 | 0 1 1 | 2 2 | 6 | 0 | 0 | 0 | 0 0 | -8 |
| 1 | Kelcy Phipps | 05:05 | 1-1 | 0-0 | 0-0 | 0 2 2 | 1 1 | 2 | 1 | 1 | 0 | 0 0 | -5 |
| 10 | Hayden Curtis | 15:44 | 2-6 | 1-3 | 0-1 | 3 2 5 | 0 2 | 5 | 2 | 0 | 0 | 2 1 | 0 |
| 9 | Isaac Brice | 02:02 | 0-0 | 0-0 | 0-0 | 0 0 0 | 2 0 | 0 | 0 | 0 | 0 | 0 0 | 2 |
| Team | | | | | | 1 2 3 | 0 | 0 | 0 | 0 | 0 | 0 | |
| Totals | | | 30-64 | 7-23 | 7-14 | 13 17 30 | 19 17 | 74 | 15 | 10 | 5 | 4 2 | -17 |

Technical Fouls: Minnott 2nd 16:37

| Shooting By Period | | |
|--------------------------|-------|-------|
| 1 st FG% | 13-32 | 40.6% |
| 3PT% | 2-11 | 18.2% |
| FT% | 4-5 | 80% |
| 2 nd FG% | 17-32 | 53.1% |
| 3PT% | 5-12 | 41.7% |
| FT% | 3-9 | 33.3% |
| GM FG% | 30-64 | 46.9% |
| 3PT% | 7-23 | 30.4% |
| FT% | 7-14 | 50.0% |
| Dead Ball Rebounds: 4, 1 | | |

Seattle U - 91

Record: 3-5

| NO. | Name | Min | FG | 3P | FT | Rebounds | Fouls | TP | AS | TO | ST | Blocks | +/- | |
|--------|----------------------------|---------|-------|-------|-------|-----------|-------|----|----|----|----|--------|-----|----|
| | | | M-A | M-A | M-A | OR DR TOT | PF FO | | | | | BS BA | | |
| 8 | Malek Gomma | F 26:03 | 2-4 | 0-0 | 2-2 | 2 3 5 | 3 3 | 0 | 0 | 0 | 1 | 1 | 18 | |
| 12 | Mathew-Alexander Moncielre | F 27:43 | 5-9 | 0-0 | 5-5 | 4 6 10 | 2 3 | 15 | 4 | 1 | 0 | 0 | 25 | |
| 6 | Grayden Maldonado | G 25:05 | 1-4 | 1-4 | 4-5 | 0 1 1 | 4 5 | 7 | 3 | 0 | 0 | 0 | 2 | |
| 1 | Maleek Arrington | G 32:29 | 3-8 | 0-1 | 4-4 | 1 2 3 | 3 3 | 12 | 10 | 7 | 3 | 0 | 17 | |
| 11 | John Christolis | G 33:19 | 7-13 | 4-6 | 4-4 | 0 1 1 | 2 3 | 22 | 1 | 1 | 0 | 0 | 19 | |
| 2 | Paris Dawson | F 19:22 | 6-7 | 4-5 | 3-4 | 0 1 1 | 2 1 | 19 | 0 | 0 | 0 | 0 | 20 | |
| 6 | Houran Dan | 06:18 | 2-3 | 0-0 | 0 0 | 1 0 1 | 2 0 4 | 0 | 2 | 0 | 0 | 0 | -1 | |
| 7 | Vasja Pandza | 12:20 | 1-2 | 1-2 | 0-0 | 4 4 0 | 0 3 | 0 | 1 | 0 | 0 | 0 | 0 | |
| 21 | Viktor Rajkovic | 12:45 | 2-4 | 1-2 | 0-0 | 0 0 0 | 0 5 | 0 | 1 | 0 | 1 | 0 | -9 | |
| 5 | DaSean Stevens | 04:36 | 0-1 | 0-0 | 0-0 | 0 1 1 | 0 0 | 0 | 0 | 0 | 0 | 0 | -6 | |
| Team | | | | | | 2 2 4 | 0 | 0 | 2 | | | | | |
| Totals | | | 29:55 | 11-20 | 22-24 | 10 21 31 | 17 18 | 91 | 15 | 11 | 3 | 2 | 4 | 17 |



2024-25 BOX SCORES



Official Basketball Box Score - Final
Seattle U at UTEP
12/07/24 Don Haskins Center, El Paso, Texas
2024-25 Men's Basketball

Game Time: 2:00 PM
Game Duration: 1:51
Attendance: 4,522

Officials: Jason Baker, Josue Neves, John St. Claire

Seattle U - 72

Record: 3-6

| NO. | Name | Min | FG | 3P | FT | Rebounds | Fouls | TP | AS | TO | ST | Blocks | +/- |
|--------|------------------------------|---------|-------|-------|-------|-----------|-------|----|----|----|----|--------|-----|
| | | | M-A | M-A | M-A | OR DR TOT | PF FO | | | | | BS BA | |
| 6 | Malek Gomma | F 13:24 | 0-2 | 0-0 | 0-0 | 1 0 1 | 2 0 | 0 | 1 | 2 | 0 | 0 | -13 |
| 12 | Matthew Alexander Moncrieffe | F 28:06 | 5-7 | 0-0 | 4-8 | 1 7 8 | 2 8 | 14 | 1 | 3 | 1 | 0 | -27 |
| 0 | Brayden Maldonado | G 15:46 | 1-7 | 1-5 | 3-4 | 1 1 2 | 0 3 | 6 | 1 | 0 | 2 | 0 | 6 |
| 1 | Maleek Arington | G 27:43 | 2-5 | 0-0 | 2-2 | 1 1 2 | 0 1 | 6 | 7 | 5 | 2 | 0 | -4 |
| 11 | John Christofilis | G 25:36 | 5-11 | 3-6 | 0-0 | 2 0 2 | 0 0 | 13 | 1 | 2 | 1 | 0 | -24 |
| 6 | Houran Dan | 14:22 | 1-1 | 0-0 | 2-2 | 1 0 1 | 2 1 | 4 | 0 | 0 | 0 | 2 | 2 |
| 2 | Paris Dawson | 28:10 | 6-10 | 4-8 | 2-3 | 0 2 2 | 2 3 | 18 | 3 | 2 | 0 | 0 | -19 |
| 7 | Vasja Pandza | 13:06 | 0-1 | 0-0 | 1-2 | 0 1 1 | 1 1 | 1 | 0 | 0 | 0 | 0 | -12 |
| 5 | DaSean Stevens | 09:39 | 1-3 | 1-2 | 0-0 | 0 0 0 | 1 0 | 3 | 1 | 0 | 0 | 0 | 5 |
| 21 | Viktor Rajković | 18:53 | 1-1 | 1-1 | 0-0 | 0 3 3 | 4 1 | 3 | 0 | 2 | 1 | 0 | -3 |
| 15 | Will Heimbrot | 05:15 | 0-1 | 0-1 | 4-4 | 0 1 1 | 0 2 | 4 | 0 | 0 | 1 | 0 | 9 |
| Team | | | | | | 3 1 4 | | 0 | | 0 | | | |
| Totals | | | 22-49 | 10-23 | 18-25 | 10 17 27 | 14 20 | 72 | 15 | 17 | 10 | 2 | -16 |

Technical Fouls: NONE

UTEP - 88

Record: 6-2

| NO. | Name | Min | FG | 3P | FT | Rebounds | Fouls | TP | AS | TO | ST | Blocks | +/- |
|--------|-------------------|---------|-------|------|-------|-----------|-------|----|----|----|----|--------|-----|
| | | | M-A | M-A | M-A | OR DR TOT | PF FO | | | | | BS BA | |
| 23 | Olis Frazier III | F 25:10 | 6-9 | 2-3 | 4-4 | 2 2 4 | 1 3 | 18 | 5 | 0 | 1 | 0 | 22 |
| 34 | Kevin Kalu | F 16:20 | 5-6 | 0-0 | 3-3 | 2 2 4 | 3 3 | 13 | 0 | 1 | 1 | 2 | 10 |
| 4 | Corey Camper Jr. | G 28:38 | 3-9 | 1-4 | 1-2 | 1 2 3 | 0 1 | 8 | 4 | 3 | 3 | 0 | 17 |
| 5 | David Tennill Jr. | G 23:44 | 1-3 | 0-0 | 0-0 | 0 3 3 | 4 0 | 2 | 2 | 2 | 3 | 0 | 10 |
| 13 | Devon Barnes | G 20:52 | 1-6 | 1-5 | 0-0 | 0 4 4 | 0 1 | 3 | 4 | 1 | 4 | 0 | 14 |
| 32 | Derick Hamilton | 13:28 | 5-6 | 0-0 | 2-3 | 4 1 5 | 3 2 | 12 | 0 | 2 | 0 | 1 | 3 |
| 12 | Ahamad Bynum | 17:59 | 7-9 | 2-2 | 3-3 | 0 0 0 | 1 2 | 19 | 0 | 0 | 1 | 0 | 3 |
| 11 | Trey Horton | 15:30 | 1-5 | 0-2 | 0-0 | 0 1 1 | 3 0 | 2 | 0 | 0 | 1 | 0 | 9 |
| 33 | Elijah Jones | 11:59 | 2-2 | 0-0 | 0-0 | 0 3 3 | 2 0 | 4 | 1 | 0 | 0 | 0 | 4 |
| 1 | KJ Thomas | 15:37 | 1-1 | 1-1 | 4-4 | 0 2 2 | 1 2 | 7 | 2 | 4 | 0 | 0 | -2 |
| 25 | Babacar Mbengue | 02:45 | 0-0 | 0-0 | 0-0 | 0 0 0 | 1 0 | 0 | 0 | 0 | 0 | 0 | -7 |
| 3 | Baylor Hobb | 06:30 | 0-1 | 0-0 | 0-0 | 1 1 2 | 1 0 | 0 | 0 | 0 | 0 | 0 | -6 |
| 15 | Antwon Holmes | 01:28 | 0-0 | 0-0 | 0-0 | 0 0 0 | 0 0 | 0 | 0 | 0 | 0 | 0 | -6 |
| Team | | | | | | 0 0 0 | | 0 | | 1 | | | |
| Totals | | | 32-57 | 7-17 | 17-19 | 10 21 31 | 20 14 | 88 | 18 | 14 | 14 | 3 | 2 |

Technical Fouls: NONE

| | SEAU | UTEP |
|------------------|---------------------------|----------------------------|
| Biggest lead | 3 (1 st 19:27) | 26 (2 nd 7:14) |
| Best Scoring Run | 13 (2 nd 3:08) | 12 (1 st 14:34) |
| Lead Changes | 1 | |
| Times Tied | 0 | |
| Time with Lead | 00:41 | 38:46 |

| Points from | SEAU | UTEP |
|---------------|------|------|
| Turnovers | 20 | 27 |
| Paint | 24 | 50 |
| Second Chance | 8 | 12 |
| Fast Breaks | 14 | 20 |
| Bench | 33 | 44 |

| Period by Period Scoring | | | |
|--------------------------|-----|-----|-----|
| | 1st | 2nd | TOT |
| SEAU | 23 | 49 | 72 |
| UTEP | 48 | 40 | 88 |

| Shooting By Period | |
|---------------------|-------------|
| 1 st FG% | 20-33 60.6% |
| 3PT% | 5-12 41.7% |
| FT% | 3-5 60% |
| 2 nd FG% | 12-24 50.0% |
| 3PT% | 2-5 40.0% |
| FT% | 14-14 100% |
| GM FG% | 32-57 56.1% |
| 3PT% | 7-17 41.2% |
| FT% | 17-19 89.5% |

Dead Ball Rebounds: 0, 0



Official Basketball Box Score - Final
Pacific (OR) at Seattle U
12/14/24 Redhawk Center, Seattle, WA
2024-25 Men's Basketball

Game Time: 5:00 PM
Game Duration: 1:59
Attendance: 688

Officials: Rick Batsel, Doug Sturdivan, Ben Cartmel

Pacific (OR) - 44

Record: 4-3

| NO. | Name | Min | FG | 3P | FT | Rebounds | Fouls | TP | AS | TO | ST | Blocks | +/- |
|--------|-------------------|---------|-------|------|------|-----------|-------|----|----|----|----|--------|-----|
| | | | M-A | M-A | M-A | OR DR TOT | PF FO | | | | | BS BA | |
| 5 | Devin Forlune | F 16:26 | 4-11 | 0-1 | 5-6 | 0 3 3 | 0 4 | 13 | 1 | 2 | 0 | 0 | -27 |
| 33 | Brody Baumgartner | F 13:57 | 1-4 | 0-0 | 0-0 | 1 0 1 | 2 1 | 2 | 0 | 1 | 0 | 0 | -30 |
| 3 | Drew Gumin | G 14:00 | 1-4 | 1-4 | 0-0 | 0 0 0 | 1 0 | 3 | 1 | 1 | 1 | 0 | -26 |
| 32 | Lucas Winkler | G 18:07 | 0-2 | 0-0 | 0-0 | 1 2 3 | 4 1 | 0 | 1 | 2 | 1 | 0 | -28 |
| 30 | Jake Blazona | 19:44 | 2-8 | 1-3 | 2-2 | 0 0 0 | 1 2 | 7 | 2 | 0 | 0 | 1 | -22 |
| 14 | Zachary Bates | 11:32 | 1-2 | 1-1 | 0-0 | 0 0 0 | 1 0 | 3 | 0 | 1 | 0 | 1 | -19 |
| 23 | Lucas Gray | 13:02 | 0-1 | 0-1 | 0-0 | 1 1 2 | 1 0 | 0 | 1 | 1 | 0 | 0 | -27 |
| 4 | Anthony Hrboka | 13:42 | 0-4 | 0-2 | 2-2 | 0 1 1 | 2 1 | 2 | 0 | 1 | 0 | 0 | -28 |
| 11 | Brenden Lapierre | 10:06 | 0-0 | 0-0 | 0-0 | 0 0 0 | 0 2 | 0 | 1 | 0 | 0 | 0 | -16 |
| 22 | Anthony Gehring | 09:23 | 1-4 | 0-1 | 0-0 | 0 1 1 | 1 1 | 2 | 0 | 1 | 1 | 0 | -14 |
| 24 | Gabe Abbott | 10:09 | 1-4 | 1-4 | 0-0 | 0 2 2 | 3 0 | 3 | 0 | 1 | 0 | 0 | -16 |
| 2 | Wilfrid Nado | 08:54 | 0-2 | 0-1 | 0-0 | 0 0 0 | 0 1 | 1 | 0 | 1 | 0 | 0 | -14 |
| 0 | Romy Johnson | 10:02 | 1-2 | 0-1 | 0-0 | 0 2 2 | 0 0 | 2 | 0 | 0 | 1 | 0 | -9 |
| 12 | Kenji Toyama | 06:40 | 0-2 | 0-0 | 0-0 | 0 0 0 | 0 0 | 0 | 1 | 0 | 0 | 0 | -16 |
| 42 | Joel Meske | 06:40 | 0-2 | 0-1 | 0-0 | 0 1 1 | 0 0 | 0 | 0 | 0 | 0 | 0 | -16 |
| 20 | Peyton Hanning | 06:30 | 1-2 | 0-1 | 0-0 | 0 0 0 | 0 1 | 2 | 0 | 0 | 0 | 0 | -13 |
| 13 | Ryder Mackay | 05:50 | 1-5 | 1-3 | 0-0 | 0 1 1 | 1 0 | 3 | 0 | 0 | 0 | 0 | -10 |
| 21 | Max Vacco | 03:53 | 1-1 | 0-0 | 0-1 | 1 0 1 | 0 1 | 2 | 1 | 0 | 0 | 0 | -4 |
| 15 | Jerome Butac | 01:23 | 0-0 | 0-0 | 0-0 | 0 0 0 | 1 0 | 1 | 0 | 1 | 0 | 0 | 0 |
| Team | | | | | | 1 4 5 | | 0 | | 0 | | | |
| Totals | | | 15-60 | 5-24 | 9-11 | 5 18 23 | 17 16 | 44 | 10 | 12 | 4 | 2 | 47 |

Technical Fouls: NONE

Seattle U - 111

Record: 4-6

| NO. | Name | Min | FG | 3P | FT | Rebounds | Fouls | TP | AS | TO | ST | Blocks | +/- |
|--------|-------------------|---------|-------|-------|-------|-----------|-------|-----|----|----|----|--------|-----|
| | | | M-A | M-A | M-A | OR DR TOT | PF FO | | | | | BS BA | |
| 21 | Viktor Rajković | F 00:28 | 0-0 | 0-0 | 0-0 | 0 0 0 | 0 0 | 0 | 0 | 0 | 0 | 0 | 0 |
| 6 | Houran Dan | C 25:24 | 5-7 | 0-1 | 1-2 | 3 3 6 | 4 4 | 11 | 0 | 1 | 0 | 2 | 45 |
| 0 | Brayden Maldonado | G 23:02 | 6-11 | 5-8 | 2-2 | 0 6 6 | 0 2 | 19 | 3 | 1 | 2 | 0 | 34 |
| 2 | Paris Dawson | G 16:34 | 4-8 | 2-4 | 2-2 | 1 6 7 | 2 2 | 12 | 1 | 0 | 1 | 0 | 32 |
| 11 | John Christofilis | G 19:08 | 3-9 | 1-3 | 3-3 | 0 4 4 | 0 1 | 10 | 2 | 0 | 1 | 0 | 24 |
| 15 | Will Heimbrot | 22:57 | 4-4 | 2-2 | 1-2 | 1 3 4 | 2 1 | 11 | 2 | 0 | 1 | 1 | 48 |
| 7 | Vasja Pandza | 18:01 | 3-5 | 0-2 | 1-1 | 1 5 6 | 3 1 | 7 | 2 | 0 | 2 | 0 | 21 |
| 1 | Maleek Arington | 25:15 | 6-8 | 0-2 | 3-5 | 0 5 5 | 2 4 | 15 | 6 | 2 | 2 | 0 | 45 |
| 8 | Malek Gomma | 19:34 | 1-2 | 0-0 | 1-2 | 3 3 6 | 2 3 | 1 | 0 | 0 | 0 | 1 | 35 |
| 5 | DaSean Stevens | 28:16 | 7-11 | 6-8 | 0-0 | 1 3 4 | 0 0 | 20 | 4 | 2 | 0 | 1 | 51 |
| 19 | Eric Zheng | 01:23 | 1-1 | 1-1 | 0-0 | 0 0 0 | 1 0 | 3 | 0 | 0 | 0 | 0 | 0 |
| Team | | | | | | 1 1 2 | | 0 | | 0 | | | |
| Totals | | | 40-66 | 17-31 | 17-19 | 11 39 50 | 16 17 | 111 | 21 | 6 | 9 | 4 | 2 |

Technical Fouls: NONE

| | PAC | SU |
|------------------|---------------------------|---------------------------|
| Biggest lead | 0 (1 st 20:00) | 89 (2 nd 1:47) |
| Best Scoring Run | 5 (2 nd 0:40) | 15 (2 nd 3:37) |
| Lead Changes | 0 | |
| Times Tied | 0 | |
| Time with Lead | 00:00 | 39:18 |

| Points from | PAC | SU |
|---------------|-----|----|
| Turnovers | 3 | 12 |
| Paint | 14 | 42 |
| Second Chance | 7 | 20 |
| Fast Breaks | 0 | 17 |
| Bench | 19 | 59 |

| Period by Period Scoring | | | |
|--------------------------|-----|-----|-----|
| | 1st | 2nd | TOT |
| PAC | 20 | 24 | 44 |
| SU | 58 | 53 | 111 |



Official Basketball Box Score - Final
Seattle U at Western Kentucky
12/17/24 A. J. Davis Arena, Bowling Green
2024-25 Men's Basketball

Game Time: 7:00 PM
Game Duration: 2:04
Attendance: 2,702

Officials: Chuck Jones, Antonio Petty, Enol Lewis

Seattle U - 73

Record: 4-7

| NO. | Name | Min | FG | 3P | FT | Rebounds | Fouls | TP | AS | TO | ST | Blocks | +/- |
|--------|-------------------|---------|-------|------|-------|-----------|-------|----|----|----|----|--------|-----|
| | | | M-A | M-A | M-A | OR DR TOT | PF FO | | | | | BS BA | |
| 6 | Houran Dan | C 27:12 | 1-1 | 0-0 | 4-6 | 3 0 3 | 4 3 | 6 | 0 | 0 | 0 | 1 | -3 |
| 0 | Brayden Maldonado | G 19:27 | 4-12 | 2-7 | 1-1 | 0 6 6 | 2 2 | 11 | 1 | 0 | 2 | 0 | -30 |
| 2 | Paris Dawson | G 33:04 | 4-14 | 1-7 | 8-9 | 0 1 1 | 4 4 | 17 | 6 | 2 | 1 | 0 | -8 |
| 7 | Vasja Pandza | G 14:50 | 1-3 | 1-2 | 0-0 | 0 7 7 | 0 0 | 3 | 2 | 1 | 0 | 0 | -3 |
| 11 | John Christofilis | G 22:14 | 2-10 | 1-6 | 0-0 | 3 2 5 | 3 0 | 5 | 0 | 0 | 0 | 0 | -19 |
| 1 | Maleek Arington | 28:24 | 4-10 | 2-5 | 7-10 | 1 2 3 | 2 8 | 17 | 0 | 2 | 2 | 0 | -10 |
| 8 | Malek Gomma | 21:50 | 2-4 | 0-0 | 1-1 | 6 5 11 | 2 2 | 4 | 0 | 0 | 2 | 0 | -8 |
| 5 | DaSean Stevens | 15:00 | 1-6 | 0-4 | 3-3 | 0 1 1 | 1 2 | 5 | 0 | 0 | 1 | 0 | 7 |
| 15 | Will Heimbrot | 17:59 | 2-3 | 1-2 | 0-0 | 0 0 0 | 1 0 | 5 | 0 | 0 | 0 | 0 | -11 |
| Team | | | | | | 1 0 1 | | 0 | | 2 | | | |
| Totals | | | 21-63 | 8-33 | 23-30 | 14 24 38 | 19 21 | 73 | 9 | 7 | 8 | 1 | -3 |

Technical Fouls: NONE

Western Kentucky - 86

Record: 8-3

| NO. | Name | Min | FG M-A | 3P M-A | FT M-A | Reb OR TOT | Fouls PF FO | AS | TO | ST | Blocks BS BA | +/- | | |
|--------|-----------------|---------|-----------|-----------|-----------|---------------|----------------|----|----|----|-----------------|-----|---|----|
| 24 | Tyrene Marshall | F 25:39 | 2-4 | 2-2 | 0-0 | 0 5 5 | 2 0 | 8 | 2 | 0 | 1 | 2 | 0 | -7 |
| 0 | Braxton Bayless | G 27:35 | 5-9 | 1-2 | 2-2 | 1 7 8 | 3 4 | 13 | 3 | 1 | 0 | 0 | 0 | -2 |
| 2 | Don McHenry | G 34:28 | 9-12 | 4-5 | 6-6 | 0 3 3 | 1 4 | 28 | 2 | 4 | 0 | 0 | 0 | 0 |
| 13 | Julius Thedford | G 36:34 | 4-8 | 1-3 | 6-11 | 0 7 7 | 2 7 | 15 | 3 | 1 | 0 | 0 | 1 | 12 |
| 23 | Enoch Kalambay | G 30:52 | 4-9 | 3-6 | 1-2 | 1 6 7 | 3 2 | 12 | 5 | 0 | 1 | 0 | 0 | 26 |
| 3 | Jalen Jackson | 12:50 | 0-0 | 0-0 | 0-1 | 0 1 1 | 4 1 | 0 | 2 | 1 | 0 | 0 | 0 | 14 |
| 15 | Jack Eddelen | 11:11 | 1-2 | 1-2 | 0-0 | 1 1 1 | 3 0 3 | 3 | 1 | 0 | 0 | 0 | 0 | 4 |
| 21 | Leoroy Odishi | 20:51 | 4-5 | 0-0 | 1-2 | 1 2 3 | 1 3 1 | 3 | 1 | 0 | 1 | 0 | 2 | 12 |
| | Team | | | | | 0 1 1 | 1 0 | 0 | 2 | | | | | |
| Totals | | | 29-49 | 12-20 | 16-24 | 2-4 | 36 21 59 | 86 | 18 | 11 | 2 | 3 | 1 | 13 |



2024-25 BOX SCORES



Official Basketball Box Score - Final
Seattle U at Washington
12/20/24 Alaska Airlines Arena, Seattle
2024-25 Men's Basketball

Game Time: 7:00 PM
Game Duration: 2:09
Attendance: 7,228

Officials: Randy Richardson, Kelly Pfeiffer, Scott Brown

Seattle U - 79

Record: 5-8

| NO. | Name | Min | FG | 3P | FT | Rebounds | Fouls | TP | AS | TO | ST | Blocks | +/- |
|--------|------------------------------|-------|------|-------|---------|-----------|-------|-----|-----|-----|----|--------|-----|
| | | | M-A | M-A | M-A | OR DR TOT | PF FO | | | | | BS BA | |
| 12 | Matthew-Alexander Moncrieffe | 27:18 | 7-11 | 0-0 | 9-10 | 4 12 16 | 3 7 | 23 | 0 | 2 | 0 | 0 1 8 | |
| 6 | Houman Dan | 16:19 | 4-4 | 0-0 | 2-2 | 0 2 2 4 | 1 10 | 0 | 0 | 0 | 0 | 0 0 9 | |
| 1 | Maleek Arington | 20:17 | 1-4 | 0-0 | 2-2 | 1 3 4 5 | 3 4 | 2 | 1 | 1 | 0 | 0 0 17 | |
| 2 | Paris Dawson | 31:26 | 2-8 | 1-4 | 5-6 | 0 5 5 3 | 5 10 | 1 | 2 | 2 | 0 | 0 0 3 | |
| 11 | John Christoffis | 37:51 | 5-16 | 3-9 | 8-8 | 0 2 2 0 | 6 6 | 21 | 0 | 0 | 1 | 0 1 12 | |
| 96 | Kobe Williamson | 16:14 | 2-5 | 0-1 | 0-0 | 0 1 1 0 | 0 4 | 1 | 0 | 0 | 0 | 1 0 1 | |
| 7 | Vasja Pandza | 07:09 | 0-1 | 0-0 | 0-0 | 0 3 3 0 | 0 0 | 0 | 0 | 0 | 0 | 1 -5 | |
| 0 | Brayden Maldonado | 20:60 | 1-4 | 0-3 | 2-2 | 0 0 0 1 | 1 4 | 1 | 2 | 1 | 0 | 0 0 0 | |
| 15 | Will Heimbrot | 16:15 | 0-2 | 0-1 | 1-2 | 2 1 3 3 | 1 1 | 2 | 0 | 0 | 2 | 1 -3 | |
| 8 | Malek Gomma | 06:12 | 1-1 | 0-0 | 0-0 | 0 0 0 0 | 2 0 | 2 | 0 | 0 | 0 | 0 0 3 | |
| Team | | | | | | 0 0 0 | | | | | | | |
| Totals | | 23:56 | 4-18 | 29:32 | 7 29 36 | 21 24 | 79 | 7 8 | 7 3 | 4 9 | | | |

Technical Fouls: NONE

| Shooting By Period | | |
|---------------------|-------|-------|
| 1 st FG% | 14-29 | 48.3% |
| 3PT% | 2-9 | 22.2% |
| FT% | 9-9 | 88.9% |
| 2 nd FG% | 9-27 | 33.3% |
| 3PT% | 2-9 | 22.2% |
| FT% | 21-23 | 91.3% |
| GM FG% | 23-56 | 41.1% |
| 3PT% | 4-18 | 22.2% |
| FT% | 29-32 | 90.6% |

Dead Ball Rebounds: 3, 0

Washington - 70

Record: 8-4

| NO. | Name | Min | FG | 3P | FT | Rebounds | Fouls | TP | AS | TO | ST | Blocks | +/- |
|--------|-----------------|---------|-------|------|-------|-----------|-------|----|----|----|-----|--------|-----|
| | | | M-A | M-A | M-A | OR DR TOT | PF FO | | | | | BS BA | |
| 1 | Great Osobor | F 34:44 | 7-9 | 0-1 | 5-8 | 2 8 10 | 4 7 | 19 | 3 | 3 | 0 | 2 0 | -13 |
| 0 | Mekhi Mason | G 27:15 | 2-12 | 0-8 | 0-0 | 0 1 1 3 | 1 4 | 3 | 2 | 0 | 0 | 0 | -4 |
| 4 | DJ Davis | G 26:14 | 1-6 | 1-6 | 0-0 | 0 0 0 1 | 1 3 | 0 | 1 | 0 | 0 | 0 | -17 |
| 6 | Tyrese Ihenacho | G 19:20 | 0-0 | 0-0 | 0-0 | 2 2 2 1 | 0 0 | 0 | 2 | 0 | 0 | 0 | -18 |
| 9 | Tyler Harris | G 37:04 | 7-10 | 2-2 | 4-6 | 3 3 6 4 | 4 20 | 1 | 1 | 0 | 1 0 | 0 | -4 |
| 9 | Zoom Diallo | 20:08 | 4-10 | 0-1 | 5-7 | 1 3 4 5 | 6 13 | 2 | 3 | 0 | 0 | 2 7 | -7 |
| 7 | Christian King | 15:28 | 2-6 | 2-4 | 2-2 | 1 4 5 3 | 1 8 | 0 | 0 | 2 | 1 0 | 0 | -3 |
| 13 | Jase Butler | 16:43 | 1-2 | 1-2 | 0-0 | 0 2 2 4 | 1 3 | 1 | 0 | 0 | 0 | 0 | -5 |
| 12 | Luis Kortright | 03:04 | 0-2 | 0-0 | 0-0 | 0 0 0 0 | 0 0 | 0 | 0 | 0 | 0 | 0 | -4 |
| Team | | | | | | 1 2 3 | | | 0 | 0 | | | |
| Totals | | | 24-57 | 6-24 | 16-23 | 8 25 33 | 24 21 | 70 | 10 | 12 | 2 4 | 3 9 | -9 |

Technical Fouls: NONE

| Shooting By Period | | |
|---------------------|-------|-------|
| 1 st FG% | 9-24 | 37.5% |
| 3PT% | 1-10 | 10.0% |
| FT% | 4-9 | 44.4% |
| 2 nd FG% | 15-33 | 45.5% |
| 3PT% | 5-14 | 35.7% |
| FT% | 12-14 | 85.7% |
| GM FG% | 24-57 | 42.1% |
| 3PT% | 6-24 | 25.0% |
| FT% | 16-23 | 69.6% |

Dead Ball Rebounds: 3, 1

| | SU | WASH |
|------------------|----------------------------|---------------------------|
| Biggest lead | 22 (2 nd 15:32) | 2 (1 st 19:39) |
| Best Scoring Run | 12 (1 st 12:24) | 9 (2 nd 9:27) |
| Lead Changes | 1 | |
| Times Tied | 1 | |
| Time with Lead | 38:41 | 00:21 |

| Points from Turnovers | SU | WASH |
|-----------------------|----|------|
| Paint | 32 | 32 |
| Second Chance | 6 | 10 |
| Fast Breaks | 4 | 5 |
| Bench | 11 | 24 |

| Period by Period Scoring | 1st | 2nd | TOT |
|--------------------------|-----|-----|-----|
| SU | 38 | 41 | 79 |
| WASH | 23 | 47 | 70 |



Official Basketball Box Score - Final
Nicholls at Seattle U
12/20/24 Redhawk Center, Seattle, WA
2024-25 Men's Basketball

Game Time: 7:00 PM
Game Duration: 2:04
Attendance: 840

Officials: Justin Shamon, Layne Barney, Jeff Flowers

Nicholls - 71

Record: 8-5

| NO. | Name | Min | FG | 3P | FT | Rebounds | Fouls | TP | AS | TO | ST | Blocks | Bs +/- |
|--------|------------------|---------|-------|------|-------|-----------|-------|----|----|----|----|--------|--------|
| | | | M-A | M-A | M-A | OR DR TOT | PF FO | | | | | | |
| 0 | Mekhi Collins | F 32:45 | 5-7 | 0-0 | 0-1 | 4 9 13 | 4 1 | 10 | 0 | 0 | 0 | 1 1 | 0 |
| 15 | Jamal West Jr. | F 16:10 | 3-7 | 0-1 | 0-0 | 2 3 5 | 4 0 | 6 | 1 | 0 | 1 | 1 | -4 |
| 9 | Michael Gray Jr. | G 21:51 | 2-9 | 1-4 | 5-5 | 2 2 4 | 0 3 | 10 | 0 | 2 | 0 | 0 | -1 |
| 13 | Byron Ireland | G 32:39 | 7-10 | 1-1 | 4-8 | 0 1 1 | 4 19 | 2 | 4 | 1 | 0 | 1 | 0 |
| 22 | Emarion Ellis | G 32:37 | 5-9 | 0-2 | 0-0 | 1 3 4 | 3 3 | 10 | 0 | 0 | 0 | 1 1 | -4 |
| 3 | Jaylen Searles | 07:17 | 0-1 | 0-1 | 0-2 | 0 0 0 | 2 2 | 0 | 1 | 2 | 1 | 0 | -1 |
| 1 | Trae English | 29:56 | 5-10 | 2-4 | 1-1 | 1 2 3 | 2 1 | 13 | 5 | 1 | 5 | 0 | 8 |
| 2 | Rob Brown III | 14:45 | 1-4 | 1-3 | 0-0 | 0 0 0 | 1 0 | 3 | 0 | 1 | 0 | 0 | 7 |
| 5 | Sincere Malone | 12:00 | 0-3 | 0-0 | 0-0 | 0 0 0 | 1 0 | 0 | 1 | 0 | 1 | 0 | 5 |
| Team | | | | | | 0 2 2 | | | | | | | |
| Totals | | | 28-60 | 5-16 | 10-17 | 10 22 32 | 21 14 | 71 | 10 | 11 | 9 | 3 | 7 |

Technical Fouls: NONE

| Shooting By Period | | |
|---------------------|-------|-------|
| 1 st FG% | 4-11 | 36.4% |
| 3PT% | 1-4 | 25.0% |
| FT% | 5-16 | 31.3% |
| 2 nd FG% | 14-28 | 48.3% |
| 3PT% | 1-5 | 20.0% |
| FT% | 7-9 | 77.8% |
| GM FG% | 28-60 | 46.7% |
| 3PT% | 5-16 | 31.3% |
| FT% | 10-17 | 58.8% |

Dead Ball Rebounds: 4, 1

Seattle U - 69

Record: 5-9

| NO. | Name | Min | FG | 3P | FT | Rebounds | Fouls | TP | AS | TO | ST | Blocks | +/- |
|--------|------------------------------|-------|------|-------|---------|-----------|-------|-------|-----|------|----------|--------|-----|
| | | | M-A | M-A | M-A | OR DR TOT | PF FO | | | | | BS BA | |
| 12 | Matthew-Alexander Moncrieffe | 29:07 | 4-8 | 0-0 | 4-7 | 2 7 9 5 | 6 12 | 3 | 4 | 1 | 2 1 1 | | |
| 6 | Houman Dan | 34:43 | 2-3 | 0-0 | 6-6 | 1 2 3 0 | 3 10 | 0 | 0 | 0 | 1 0 8 | | |
| 1 | Maleek Arington | 34:20 | 3-6 | 0-1 | 4-6 | 2 1 3 1 | 4 10 | 4 | 2 | 1 | 0 0 7 | | |
| 2 | Paris Dawson | 18:57 | 1-4 | 1-3 | 2-4 | 0 2 2 2 | 2 5 | 0 | 3 | 1 | 0 0 -6 | | |
| 11 | John Christoffis | 35:02 | 3-9 | 2-5 | 2-2 | 0 1 1 0 | 3 10 | 2 | 0 | 0 | 0 2 3 | | |
| 96 | Kobe Williamson | 24:36 | 4-12 | 1-3 | 2-2 | 3 5 8 3 | 2 11 | 2 | 3 | 1 | 4 0 1 | | |
| 0 | Brayden Maldonado | 23:31 | 4-7 | 3-4 | 0-0 | 0 2 2 1 | 1 11 | 0 | 1 | 0 | 0 0 2 | | |
| 7 | Vasja Pandza | 04:49 | 0-1 | 0-1 | 0-0 | 0 1 1 0 | 0 0 | 0 | 0 | 0 | 0 0 -2 | | |
| 15 | Will Heimbrot | 06:12 | 0-0 | 0-0 | 0-0 | 0 1 1 1 | 0 0 | 0 | 0 | 0 | 0 0 -10 | | |
| 8 | Malek Gomma | 04:18 | 0-0 | 0-0 | 0-0 | 0 0 0 1 | 0 0 | 0 | 0 | 0 | 0 0 -5 | | |
| 5 | DaSean Stevens | 04:25 | 0-0 | 0-0 | 0-0 | 0 0 0 0 | 0 0 | 0 | 1 | 1 | 0 0 0 -9 | | |
| Team | | | | | | 1 3 4 | | | | | | | |
| Totals | | 21:50 | 7-17 | 20:27 | 9 25 34 | 14 21 | 69 | 11 14 | 4 7 | 3 -2 | | | |

Technical Fouls: NONE

| Shooting By Period | | |
|---------------------|-------|-------|
| 1 st FG% | 10-25 | 40.0% |
| 3PT% | 3-7 | 42.9% |
| FT% | 9-11 | 81.8% |
| 2 nd FG% | 11-25 | 44.0% |
| 3PT% | 4-10 | 40.0% |
| FT% | 11-16 | 68.8% |
| GM FG% | 21-50 | 42.0% |
| 3PT% | 7-17 | 41.2% |
| FT% | 20-27 | 74.1% |

Dead Ball Rebounds: 4, 0

| | NS | SU |
|------------------|---------------------------|---------------------------|
| Biggest lead | 7 (1 st 6:34) | 9 (1 st 15:55) |
| Best Scoring Run | 9 (1 st 12:46) | 7 (1 st 15:55) |
| Lead Changes | 4 | 3 |
| Times Tied | 5 | 8 |
| Time with Lead | 16:15 | 20:42 |

| Points from Turnovers | NS | SU |
|-----------------------|----|----|
| Paint | 32 | 26 |
| Second Chance | 8 | 16 |
| Fast Breaks | 5 | 8 |
| Bench | 16 | 22 |

| Period by Period Scoring | 1st | 2nd | TOT |
|--------------------------|-----|-----|-----|
| NS | 35 | 36 | 71 |
| SU | 32 | 37 | 69 |



Official Basketball Box Score - Final
Seattle U at California Baptist
01/04/25 CBU Events Center, Riverside
2024-25 Men's Basketball

Game Time: 5:00 PM
Game Duration: 1:57
Attendance: 2,611

Officials: Robert Leigh, John St. Clair, Corey Cudum

Seattle U - 59

Record: 5-10 (0-1)

| NO. | Name | Min | FG | 3P | FT | Rebounds | Fouls | TP | AS | TO | ST | Blocks | +/- |
|--------|------------------------------|-------|------|-------|----------|-----------|-------|-------|------|------|---------|--------|-----|
| | | | M-A | M-A | M-A | OR DR TOT | PF FO | | | | | BS BA | |
| 12 | Matthew-Alexander Moncrieffe | 34:56 | 7-15 | 0-2 | 4-7 | 5 8 13 | 2 7 | 18 | 1 | 6 | 2 | 0 1 -5 | |
| 1 | Maleek Arington | 35:33 | 3-7 | 1-4 | 2-5 | 1 1 2 2 | 3 9 | 6 | 3 | 3 | 0 1 1 | | |
| 2 | Paris Dawson | 35:29 | 1-5 | 1-3 | 2-2 | 1 6 7 1 | 3 5 | 2 | 2 | 2 | 1 1 5 | | |
| 11 | John Christoffis | 28:57 | 1-9 | 0-5 | 1-1 | 1 1 2 0 | 1 3 | 0 | 0 | 0 | 0 0 -10 | | |
| 96 | Kobe Williamson | 19:40 | 5-10 | 0-1 | 0-0 | 3 1 4 3 | 1 10 | 0 | 1 | 0 | 0 1 -6 | | |
| 6 | Houman Dan | 12:39 | 0-3 | 0-0 | 0-0 | 0 1 2 3 | 4 0 | 0 | 0 | 1 | 1 0 -6 | | |
| 15 | Will Heimbrot | 14:01 | 2-2 | 0-0 | 1-2 | 2 3 5 3 | 2 5 | 0 | 0 | 1 | 1 0 7 | | |
| 0 | Brayden Maldonado | 11:04 | 1-4 | 1-4 | 0-0 | 0 0 0 0 | 0 3 | 1 | 0 | 1 | 0 0 -6 | | |
| 8 | Malek Gomma | 07:41 | 3-3 | 0-0 | 0-0 | 0 1 1 3 | 0 6 | 0 | 0 | 1 | 0 0 10 | | |
| Team | | | | | | 0 1 1 | | | | | | | |
| Totals | | 23:58 | 3-19 | 10-17 | 14 24 38 | 18 17 | 59 | 10 13 | 11 2 | 4 -2 | | | |

Technical Fouls: NONE

| Shooting By Period | | |
|---------------------|-------|-------|
| 1 st FG% | 12-30 | 40.0% |
| 3PT% | 1-7 | 14.3% |
| FT% | 2-3 | 66.7% |
| 2 nd FG% | 13-26 | 50.0% |
| 3PT% | 0-8 | 0.0% |
| FT% | 8-11 | 72.7% |
| GM FG% | 25-56 | 44.6% |
| 3PT% | 1-15 | 6.7% |
| FT% | 10-14 | 71.4% |

Dead Ball Rebounds: 3, 0

California Baptist - 61

Record: 8-7 (1-0)

| NO. | Name | Min | FG | 3P | FT | Rebounds | Fouls | TP | AS | TO | ST | Blocks | B/A |
|--------|-----------------------|---------|-------|-------|-------|-----------|-------|----|----|----|----|--------|-----|
| | | | M-A | M-A | M-A | OR DR TOT | PF FO | | | | | BS BA | |
| 0 | Kendal Coleman | F 19:22 | 4-7 | 0-2 | 1-2 | 2 2 4 | 3 2 | 9 | 2 | 5 | 1 | 0 | 0 |
| 14 | AJ Braun | G 23:30 | 6-11 | 0-0 | 4-6 | 4 8 12 | 2 6 | 16 | 0 | 5 | 1 | 2 | 0 |
| 1 | Dominique Daniels Jr. | G 38:17 | 6-14 | 0-3 | 3-3 | 0 5 5 | 3 15 | 3 | 3 | 1 | 0 | 1 | 2 |
| 10 | Adam Moussa | G 33:31 | 4-7 | 0-1 | 2-3 | 0 2 2 | 4 10 | 6 | 3 | 1 | 1 | 0 | 15 |
| 20 | Sam Silverstein | G 36:09 | 3-4 | 0-1 | 0-0 | 1 5 6 | 3 0 | 6 | 0 | 2 | 1 | 1 | 12 |
| 11 | Tylen Riley | 06:03 | 0-1 | 0-0 | 0-0 | 0 1 1 | 0 0 | 0 | 0 | 0 | 0 | 0 | -2 |
| 8 | Jonathan Griman | 07:49 | 1-3 | 0-0 | 0-0 | 1 1 2 | 1 2 | 0 | 0 | 0 | 0 | 0 | -1 |
| 13 | Javone Johnson | 21:07 | 1-4 | 1-4 | 0-0 | 1 0 1 | 1 3 | 0 | 1 | 0 | 0 | 0 | 0 |
| 3 | Brant Williams | 03:45 | 0-2 | 0-1 | 0-0 | 0 0 0 | 0 0 | 0 | 0 | 0 | 0 | 0 | 5 |
| 24 | Martelly Stevenson | 10:28 | 0-3 | 0-3 | 0-0 | 0 0 0 | 0 0 | 0 | 0 | 2 | 0 | 0 | -1 |
| Team | | | | | | 2 1 3 | 0 | 0 | 0 | 0 | | | |
| Totals | | | 25-56 | 11-15 | 10-14 | 11 25 36 | 17 18 | 61 | 12 | 13 | 7 | 4 | 2 |



2024-25 BOX SCORES



Official Basketball Box Score - Final
Utah Tech at Seattle U
01/16/25 Redhawk Center, Seattle, WA
2024-25 Men's Basketball

Game Time: 7:00 PM
Game Duration: 1:55
Attendance: 949

Officials: Bret Smith, Chance Moore, Jake Hinz

Utah Tech - 62

Record: 6-12 (2-1)

| NO. | Name | Min | FG | 3P | FT | Rebounds | Fouls | TP | AS | TO | ST | Blocks | +/- |
|--------|---------------------|---------|-------|------|-------|-----------|-------|----|----|----|----|--------|-----|
| | | | M-A | M-A | M-A | OR DR TOT | PF FO | | | | | BS BA | |
| 19 | Samuel Anyibi | F 23:01 | 2-6 | 2-3 | 6-8 | 0 2 2 | 2 4 | 12 | 1 | 2 | 0 | 1 1 | -9 |
| 0 | Beon Riley | G 35:47 | 4-9 | 2-4 | 3-6 | 1 5 6 | 4 4 | 13 | 1 | 3 | 0 | 0 2 | -13 |
| 6 | Justin Bleker | G 26:04 | 1-6 | 1-3 | 2-2 | 0 3 3 | 2 1 | 5 | 1 | 1 | 0 | 1 0 | -4 |
| 8 | Hakim Byrd | G 34:38 | 2-6 | 1-2 | 3-4 | 0 1 1 | 0 4 | 8 | 5 | 1 | 1 | 0 0 | -8 |
| 11 | Noa Gonsalves | G 36:35 | 4-8 | 3-5 | 6-6 | 0 2 2 | 1 4 | 17 | 1 | 3 | 4 | 0 0 | -15 |
| 4 | Madiba Owona | 17:43 | 1-4 | 0-1 | 0-0 | 0 2 2 | 2 1 | 2 | 1 | 1 | 0 | 0 0 | -19 |
| 54 | Pavle Masic | 04:00 | 0-0 | 0-0 | 2-4 | 0 0 0 | 0 2 | 2 | 0 | 0 | 0 | 0 0 | 3 |
| 5 | Dalain Grant | 03:52 | 1-2 | 0-0 | 0-0 | 0 0 0 | 0 0 | 2 | 0 | 0 | 0 | 0 1 | -13 |
| 3 | Unisa Turay | 03:43 | 0-1 | 0-0 | 0-0 | 0 0 0 | 0 0 | 0 | 1 | 0 | 0 | 0 0 | -9 |
| 23 | Stone Hutchings | 06:57 | 0-1 | 0-1 | 1-2 | 0 0 0 | 1 1 | 1 | 0 | 0 | 1 | 0 0 | -1 |
| 10 | Tennessee Rainwater | 06:23 | 0-1 | 0-1 | 0-0 | 0 1 1 | 2 0 | 0 | 0 | 0 | 0 | 0 0 | -7 |
| 13 | Britton Berrett | 01:17 | 0-0 | 0-0 | 0-0 | 0 0 0 | 0 0 | 0 | 0 | 0 | 0 | 0 0 | -5 |
| Team | | | | | | 3 1 4 | | 0 | 0 | | | | |
| Totals | | | 15-44 | 9-20 | 23-32 | 4 17 41 | 24 21 | 62 | 10 | 12 | 6 | 2 5 | -20 |

Technical Fouls: NONE

| Shooting By Period | | | |
|--------------------------|-------|-------|-------|
| 1 st | FG% | 7-20 | 35.0% |
| 2 nd | FG% | 4-7 | 57.1% |
| 3 rd | FG% | 10-16 | 62.5% |
| 4 th | FG% | 9-24 | 33.3% |
| 5 th | FG% | 5-13 | 38.5% |
| GM | FG% | 13-16 | 81.3% |
| GM | FG% | 15-44 | 34.1% |
| 3PT% | 9-20 | 45.0% | |
| FT% | 23-32 | 71.9% | |
| Dead Ball Rebounds: 7, 1 | | | |



Official Basketball Box Score - Final
Southern Utah at Seattle U
01/16/25 Redhawk Center, Seattle, WA
2024-25 Men's Basketball

Game Time: 5:00 PM
Game Duration: 1:40
Attendance: 772

Officials: Randy Heimerman, Ben Cartmel, Eric Boyce

Southern Utah - 52

Record: 9-9 (1-3)

| NO. | Name | Min | FG | 3P | FT | Rebounds | Fouls | TP | AS | TO | ST | Blocks | +/- |
|--------|----------------------|---------|-------|------|-----|-----------|-------|----|----|----|----|--------|-----|
| | | | M-A | M-A | M-A | OR DR TOT | PF FO | | | | | BS BA | |
| 3 | Jamir Simpson | F 35:02 | 6-13 | 2-6 | 1-2 | 1 4 5 | 1 4 | 15 | 1 | 4 | 0 | 0 2 | -15 |
| 7 | Jeffrey Langston Jr. | F 19:11 | 2-4 | 0-0 | 1-2 | 2 1 3 | 1 2 | 5 | 1 | 2 | 0 | 0 0 | -12 |
| 33 | Brook Felder | F 30:16 | 2-7 | 0-1 | 0-0 | 2 4 6 | 0 0 | 4 | 0 | 3 | 1 | 6 0 | -22 |
| 1 | Dominique Ford | G 10:28 | 0-3 | 0-1 | 0-0 | 0 2 2 | 1 0 | 1 | 0 | 0 | 1 | 0 0 | -18 |
| 2 | Tavi Jackson | G 34:08 | 5-15 | 2-7 | 1-2 | 2 6 8 | 3 3 | 13 | 1 | 2 | 2 | 0 1 | -12 |
| 15 | Hercy Miller | 18:40 | 4-7 | 2-3 | 3-3 | 0 3 3 | 0 1 | 13 | 2 | 3 | 0 | 0 0 | -6 |
| 14 | Jamari Sibley | 03:47 | 1-1 | 0-0 | 0-0 | 0 0 0 | 1 0 | 2 | 0 | 1 | 0 | 0 0 | -5 |
| 32 | Malik Lamin | 08:07 | 0-0 | 0-0 | 0-0 | 0 0 0 | 0 0 | 0 | 1 | 0 | 0 | 0 0 | -17 |
| 4 | Lorenzo Abellar | 04:02 | 0-1 | 0-0 | 0-0 | 0 0 0 | 1 0 | 0 | 0 | 0 | 0 | 0 0 | -6 |
| 21 | Robert Jeter IV | 12:50 | 0-1 | 0-0 | 0-0 | 0 0 0 | 0 0 | 0 | 0 | 1 | 1 | 0 0 | -10 |
| 23 | Duncan Reid | 09:34 | 0-2 | 0-0 | 1-1 | 2 0 0 | 0 0 | 0 | 1 | 0 | 0 | 0 0 | -2 |
| 25 | Kai Burdick | 09:31 | 0-0 | 0-0 | 1-4 | 5 2 1 | 0 0 | 2 | 0 | 0 | 0 | 0 0 | -14 |
| 0 | Xavier Sykes | 04:24 | 0-2 | 0-2 | 0-0 | 0 0 0 | 1 0 | 0 | 0 | 0 | 0 | 0 0 | -4 |
| Team | | | | | | 0 0 0 | | 0 | 2 | | | | |
| Totals | | | 20-56 | 6-22 | 6-9 | 9 25 34 | 10 12 | 52 | 10 | 18 | 4 | 7 3 | -23 |

Technical Fouls: NONE

| Shooting By Period | | | |
|--------------------------|------|-------|-------|
| 1 st | FG% | 8-26 | 30.8% |
| 2 nd | FG% | 1-8 | 12.5% |
| 3 rd | FG% | 5-7 | 71.4% |
| 4 th | FG% | 12-30 | 40.0% |
| 5 th | FG% | 5-14 | 35.7% |
| GM | FG% | 20-56 | 35.7% |
| 3PT% | 6-22 | 27.3% | |
| FT% | 6-9 | 66.7% | |
| Dead Ball Rebounds: 4, 1 | | | |

Seattle U - 82

Record: 7-10 (2-1)

| NO. | Name | Min | FG | 3P | FT | Rebounds | Fouls | TP | AS | TO | ST | Blocks | +/- |
|--------|------------------------------|---------|-------|------|-------|-----------|-------|----|----|----|----|--------|-----|
| | | | M-A | M-A | M-A | OR DR TOT | PF FO | | | | | BS BA | |
| 12 | Matthew-Alexander Moncrieffe | F 32:47 | 10-13 | 0-0 | 2-5 | 5 10 15 | 3 5 | 22 | 1 | 4 | 1 | 1 0 | 20 |
| 96 | Kobe Williamson | F 12:51 | 4-6 | 0-2 | 1-1 | 1 1 2 | 4 1 | 9 | 2 | 1 | 0 | 0 0 | 14 |
| 1 | Maleek Arington | G 27:59 | 2-6 | 0-1 | 0-0 | 0 0 0 | 4 0 | 4 | 2 | 0 | 1 | 0 1 | 8 |
| 2 | Paris Dawson | G 31:52 | 4-10 | 3-4 | 0-0 | 1 2 3 | 1 1 | 11 | 1 | 1 | 0 | 0 0 | 12 |
| 11 | John Christofilis | G 31:07 | 3-11 | 2-8 | 4-4 | 0 4 4 | 1 2 | 12 | 0 | 2 | 1 | 0 0 | 20 |
| 0 | Brayden Maldonado | 15:19 | 2-4 | 1-3 | 2-2 | 1 4 5 | 1 1 | 7 | 1 | 1 | 2 | 0 0 | -4 |
| 6 | Houran Dan | 14:41 | 1-1 | 0-0 | 1-2 | 2 1 3 | 1 1 | 3 | 0 | 0 | 1 | 0 0 | 8 |
| 7 | Vasja Pandza | 02:23 | 1-1 | 0-0 | 0-0 | 0 0 0 | 1 0 | 2 | 0 | 0 | 0 | 0 0 | 2 |
| 15 | Will Heimbrodt | 12:48 | 2-4 | 0-0 | 0-0 | 1 2 3 | 4 1 | 4 | 0 | 0 | 1 | 3 1 | 6 |
| 8 | Malek Gomma | 06:53 | 0-0 | 0-0 | 0-0 | 1 0 1 | 1 0 | 0 | 2 | 1 | 0 | 0 0 | -8 |
| 5 | DaSean Stevens | 11:20 | 2-5 | 0-1 | 4-4 | 1 1 2 | 0 2 | 8 | 2 | 0 | 1 | 0 0 | 14 |
| Team | | | | | | 1 2 3 | | 0 | 0 | | | | |
| Totals | | | 31-61 | 6-19 | 14-18 | 14 27 41 | 21 14 | 82 | 11 | 11 | 7 | 5 2 | 20 |

Technical Fouls: NONE

| Shooting By Period | | | |
|--------------------------|-------|-------|-------|
| 1 st | FG% | 13-29 | 44.8% |
| 2 nd | FG% | 2-10 | 20.0% |
| 3 rd | FG% | 6-8 | 75% |
| 4 th | FG% | 18-32 | 56.3% |
| 5 th | FG% | 4-9 | 44.4% |
| GM | FG% | 31-61 | 50.8% |
| 3PT% | 6-19 | 31.6% | |
| FT% | 14-18 | 77.8% | |
| Dead Ball Rebounds: 2, 0 | | | |

Seattle U - 75

Record: 8-10 (3-1)

| NO. | Name | Min | FG | 3P | FT | Rebounds | Fouls | TP | AS | TO | ST | Blocks | +/- |
|--------|------------------------------|---------|-------|------|-----|-----------|-------|----|----|----|----|--------|-----|
| | | | M-A | M-A | M-A | OR DR TOT | PF FO | | | | | BS BA | |
| 12 | Matthew-Alexander Moncrieffe | F 20:37 | 4-7 | 0-0 | 2-2 | 1 4 5 | 1 1 | 10 | 1 | 1 | 1 | 0 3 | 7 |
| 1 | Maleek Arington | G 22:43 | 5-9 | 1-2 | 0-1 | 0 1 1 | 1 1 | 11 | 4 | 1 | 2 | 0 1 | 5 |
| 2 | Paris Dawson | G 14:16 | 1-2 | 0-0 | 2-2 | 0 1 1 | 0 1 | 4 | 3 | 2 | 0 | 0 0 | 17 |
| 11 | John Christofilis | G 23:49 | 8-14 | 2-4 | 0-0 | 2 3 5 | 0 2 | 18 | 0 | 0 | 0 | 0 0 | 17 |
| 96 | Kobe Williamson | G 16:01 | 3-5 | 1-2 | 0-0 | 0 1 1 | 1 0 | 7 | 1 | 0 | 0 | 1 0 | 21 |
| 0 | Brayden Maldonado | 24:07 | 2-4 | 0-0 | 0-0 | 0 0 0 | 0 2 | 4 | 0 | 1 | 2 | 0 1 | 16 |
| 6 | Houran Dan | 11:46 | 2-8 | 0-0 | 2-2 | 3 1 4 | 0 2 | 6 | 0 | 0 | 0 | 0 1 | -2 |
| 7 | Vasja Pandza | 16:11 | 1-4 | 0-3 | 2-2 | 0 1 1 | 1 1 | 4 | 0 | 0 | 1 | 0 0 | 6 |
| 15 | Will Heimbrodt | 19:23 | 0-1 | 0-0 | 0-0 | 0 3 3 | 1 0 | 0 | 2 | 1 | 0 | 0 0 | 16 |
| 5 | DaSean Stevens | 18:54 | 3-7 | 1-4 | 0-0 | 1 5 6 | 2 0 | 7 | 2 | 0 | 0 | 0 1 | 8 |
| 8 | Malek Gomma | 12:13 | 2-3 | 0-0 | 0-0 | 1 1 3 | 4 3 | 4 | 0 | 0 | 0 | 2 0 | 4 |
| Team | | | | | | 0 0 0 | | 0 | 0 | | | | |
| Totals | | | 31-64 | 5-15 | 8-9 | 8 23 31 | 12 10 | 75 | 13 | 6 | 9 | 3 7 | 23 |

Technical Fouls: NONE

| Shooting By Period | | | |
|--------------------------|------|-------|-------|
| 1 st | FG% | 19-33 | 57.6% |
| 2 nd | FG% | 4-4 | 100% |
| 3 rd | FG% | 12-31 | 38.7% |
| 4 th | FG% | 0-5 | 0.0% |
| 5 th | FG% | 31-64 | 48.4% |
| 3PT% | 5-15 | 33.3% | |
| FT% | 8-9 | 88.9% | |
| Dead Ball Rebounds: 0, 3 | | | |

| UT | | SU | |
|------------------|---------------------------|---------------------------|-----------------|
| Biggest lead | 4 (1 st 14:55) | 20 (2 nd 0:09) | |
| Best Scoring Run | 8 (1 st 1:58) | 13 (2 nd 9:14) | |
| Lead Changes | 5 | | |
| Times Tied | 5 | | |
| Time with Lead | 08:13 | 27:44 | |
| Points from | | UT | |
| Turnovers | | 1 st | 2 nd |
| Paint | | 8 | 50 |
| Second Chance | | 2 | 14 |
| Fast Breaks | | 16 | 11 |
| Bench | | 7 | 24 |

| SUU | | SU | |
|------------------|---------------------------|----------------------------|----|
| Biggest lead | 2 (1 st 18:17) | 26 (2 nd 12:06) | |
| Best Scoring Run | 8 (2 nd 7:30) | 14 (1 st 8:11) | |
| Lead Changes | 2 | | |
| Times Tied | 2 | | |
| Time with Lead | 00:16 | 37:31 | |
| Points from | | SUU | |
| Turnovers | | 7 | 18 |
| Paint | | 20 | 50 |
| Second Chance | | 10 | 7 |
| Fast Breaks | | 0 | 13 |
| Bench | | 15 | 25 |



Official Basketball Box Score - Final
Seattle U at UT Arlington
01/23/25 College Park Center, Arlington
2024-25 Men's Basketball

Game Time: 7:00 PM
Game Duration: 1:50
Attendance: 1,529

Officials: John Gaffney, Gregory Nixon, Randal Anders

Seattle U - 56

Record: 8-11 (3-2)

| NO. | Name | Min | FG | 3P | FT | Rebounds | Fouls | TP | AS | TO | ST | Blocks | +/- |
|--------|------------------------------|---------|-------|-------|------|-----------|-------|----|----|----|----|--------|-----|
| | | | M-A | M-A | M-A | OR DR TOT | PF FO | | | | | BS BA | |
| 12 | Matthew-Alexander Moncrieffe | F 37:20 | 3-12 | 0-1 | 3-6 | 7 7 14 | 0 5 | 9 | 1 | 4 | 1 | 1 3 | -10 |
| 0 | Brayden Maldonado | G 07:51 | 0-2 | 0-2 | 0-0 | 0 0 0 | 2 0 | 0 | 1 | 0 | 0 | 0 0 | -9 |
| 1 | Maleek Arington | G 34:38 | 2-8 | 1-4 | 1-4 | 0 4 4 | 1 5 | 6 | 3 | 2 | 2 | 0 0 | -16 |
| 11 | John Christofilis | G 23:26 | 3-11 | 1-4 | 0-0 | 1 1 2 | 0 0 | 7 | 2 | 1 | 0 | 0 1 | -13 |
| 96 | Kobe Williamson | G 27:58 | 5-6 | 3-3 | 0-0 | 2 4 6 | 3 0 | 13 | 0 | 3 | 0 | 2 1 | -20 |
| 2 | Paris Dawson | 25:01 | 4-8 | 3-7 | 0-0 | 0 3 3 | 2 0 | 11 | 3 | 0 | 0 | 0 0 | 7 |
| 5 | DaSean Stevens | 24:10 | 3-7 | 2-3 | 0-0 | 0 0 0 | 3 0 | 8 | 3 | 0 | 1 | 1 0 | 17 |
| 6 | Houran Dan | 06:53 | 1-1 | 0-0 | 0-1 | 2 1 3 | 3 2 | 2 | 0 | 0 | 0 | 0 0 | 8 |
| 15 | Will Heimbrodt | 06:36 | 0-1 | 0-0 | 0-0 | 0 1 1 | 1 0 | 0 | 0 | 1 | 0 | 1 0 | -3 |
| 7 | Vasja Pandza | 04:07 | 0-1 | 0-0 | 0-0 | 0 0 0 | 0 0 | 0 | 0 | 0 | 0 | 0 0 | -6 |
| Team | | | | | | 1 3 4 | | 0 | 1 | | | | |
| Totals | | | 21-57 | 10-25 | 4-11 | 13 24 37 | 15 12 | 56 | 13 | 12 | 4 | 5 5 | -9 |