

2018-19 SEATTLE UNIVERSITY MEN'S BASKETBALL

GAME 22: SU at Kansas City - Jan. 26, 2019

SEATTLEU
BASKETBALL

CONTACT: Sarah Finney, Director of Communications • finneysa@seattleu.edu • 206-445-2237 • GoSeattleU.com

2018-19 SCHEDULE

Nov. 6	at Stanford	L, 74-96
NOV. 8	PUGET SOUND	W, 95-67
NOV. 11	BRYANT!	W, 82-59
NOV. 14	WASHINGTON STATE!	W, 78-69
NOV. 18	SOUTHERN UTAH	L, 70-73
NOV. 23	DENVER #	W, 82-63
NOV. 24	FAIRFIELD #	W, 83-80
NOV. 25	LONGWOOD #	W, 70-50
NOV. 28	NORTHWEST #	W, 107-72
DEC. 1	EASTERN WASHINGTON	W, 88-68
DEC. 6	OMAHA -	W, 90-71
Dec. 9	at Washington	L, 62-70
Dec. 17	at Portland	W, 67-56
DEC. 20	PRAIRIE VIEW A&M	W, 102-64
Dec. 29	at Cal	W, 82-73
Jan. 3	at CSU Bakersfield *	L, 71-83
Jan. 5	at Grand Canyon *	L, 57-71
Jan. 12	at Utah Valley *	L, 78-88
JAN. 17	NEW MEXICO STATE *	L, 60-87
JAN. 19	UTRGV *	L, 62-67
Jan. 24	at Chicago State *	W, 75-47
Jan. 26	at Kansas City *	4:00 PM
FEB. 2	CALIFORNIA BAPTIST *	7:00 PM
FEB. 9	UTAH VALLEY *	1:00 PM
Feb. 14	at UTRGV *	5:00 PM
Feb. 16	at New Mexico State *	6:00 PM
FEB. 21	KANSAS CITY *	7:00 PM
FEB. 23	CHICAGO STATE *	1:00 PM
Feb. 28	at California Baptist *	7:00 PM
MAR. 7	CSU BAKERSFIELD *	7:00 PM
MAR. 9	GRAND CANYON *	1:00 PM

Mar. 14-16 at WAC Championship (Las Vegas, NV)

HOME GAMES played at the Redhawk Center unless noted

! Game played at accesso ShoWare Center (Kent, Wash.)

Elgin Baylor Classic | - Summit League/WAC Challenge

* WAC game | All times listed are Pacific

All dates and times subject to change

206-398-GOSU (4678) | GoSeattleU.com/tix

All games broadcast on KTTH 770 AM



SEATTLE U (13-8, 1-5 WAC)



KANSAS CITY (7-13, 2-3 WAC)

GAMEDAY ROUND-UP

Seattle University Redhawks (13-8, 1-5 WAC) at Kansas City (7-13, 2-3 WAC)
Saturday, Jan. 26, 2019 • 4:00 PM PT • Swinney Recreation Center • Kansas City, Mo.
LISTEN: KTTH 770 AM, mynorthwest.com (Dennis Patchin)
WATCH: WAC Digital Network (wacdigitalnetwork.com)

ON TAP

A Western Athletic Conference stretch that sees Seattle University men's basketball (13-8, 1-5 WAC) play five of its first seven games on the road wraps up on Saturday, Jan. 26 as the Redhawks face Kansas City (7-13, 2-3 WAC). Tip-off from the Swinney Recreation Center in Kansas City, Mo., is scheduled for 6 p.m. Central, 4 p.m. Pacific. The game will stream live on the WAC Digital Network at wacdigitalnetwork.com. Fans can also tune in to KTTH 770 AM in Seattle or at mynorthwest.com.

ABOUT THE SERIES VS KANSAS CITY

This will mark the 12th meeting in program history between Seattle U and Kansas City, with the Roos holding a 6-5 series edge. The teams split the home-and-home series in 2017-18, each winning on their home court. The Redhawks were victorious in the season's first meeting, earning a 77-75 win on Jan. 13 at KeyArena. Matej Kavaz led Seattle U with 22 points in the win while Jordan Hill added 15 points. Richuad Gittens and Josh Hearlihy chipped in 13 points apiece. Hill sank two free throws with three seconds remaining to snap a 75-75 tie and a potential game-winner rimmed out for the Roos. In Kansas City on Feb. 8, 2018, Seattle U trailed 41-29 at the half and could not recover in the second, falling 74-67. Hill led four Redhawks in double-figures with 16 points. Kansas City swept the home-and-home series in 2016-17 by scores of 84-68 and 102-72.

LAST TIME OUT

The Redhawks earned their first WAC win in emphatic fashion Thursday, racing away to a 75-47 final over

PROJECTED STARTING LINEUP

POS.	NO.	NAME	YR	HT	PPG	NOTABLE
F	1	Myles Carter	RJr.	6-9	15.0	Leads the WAC with 9 double-doubles
G	2	Ian Burke	Fr.	6-5	1.8	Season-high 12 pts on 4 3s at Chicago State
G	13	Morgan Means	Jr.	6-3	14.7	16 pts including 3 3s at Chicago State
G	23	Terrell Brown	RSo.	6-1	11.3	1 pt, 1 reb shy of his 6th double-double at Chicago State
F	25	Anand Hundal	Jr.	6-10	3.1	Season-high 17 pts in first career start at Chicago State

RESERVES

G	5	Matej Kavaz	RJr.	6-8	14.1	Currently sidelined due to a leg injury
G	10	Aaron Nettles	So.	5-11	4.2	Season-high 32 mins vs UTRGV
G	11	Rip Economou	Fr.	6-8	1.7	9 pts on 3 threes vs PVAMU
G	12	Mattia Da Campo	Jr.	6-5	1.3	Tied career-high 9 reb at Chicago State
F	14	Matt Vail	Fr.	6-5	0.0	Has appeared in 7 games off the bench
G	15	Trey Hopkins	Fr.	6-4	2.3	Made his second career start vs NMSU
G	24	Delante Jones	RJr.	6-5	12.8	Shooting 50% from 3 in WAC play (11-22)
G/F	35	Riley Grigsby	Fr.	6-6	3.4	Currently sidelined due to an ankle injury
F	41	Joe Wall	Fr.	6-7	1.0	Went 1-2 from 3 in 1 minute of action at Chicago State

**UNIVERSITY INFORMATION**

Location: Seattle, Wash.
 Founded: 1891
 Chartered: 1898
 Enrollment: 4,780 (undergrad)
 Nickname: Redhawks
 Colors: Red and White
 Affiliation: NCAA Division I
 Conference: Western Athletic Conference
 Home Facility (capacity): Redhawk Center (999)
 President: Fr. Stephen Sundborg, S.J.
 Director of Athletics: Shaney Fink
 Athletic Ticket Office: 206-398-GOSU (4678)

MEN'S BASKETBALL COACHING STAFF

Head Coach: Jim Hayford (Second season)
 Alma Mater: (Azusa Pacific '89)
 Record at Seattle: 33-21 (One+ season)
 Career Record: 393-196 (19+ seasons)
 Associate Head Coach: Chris Victor (Second season)
 Alma Mater: Concordia '04
 Assistant Coach: Nick Robinson (Second season)
 Alma Mater: Stanford '04
 Assistant Coach: Sam Kirby (First season)
 Alma Mater: Seattle U '08
 Director of Operations: Mike Odland (First season)
 Alma Mater: Whitworth '10
 Director of Player Dev.: Patrick Mulligan (Second season)
 Alma Mater: Gonzaga

TEAM FACTS

2017-18 Record: 20-14
 2017-18 WAC Record/Finish: 8-6/4th
 Letterwinners Returning/Lost: 4/8
 Starters Returning/Lost: 1/4
 Redshirts: 3
 Newcomers: 9
 2017-18 Postseason Result: CBI First Round

ATHLETIC COMMUNICATIONS

Director of Communications/MBB Contact: Sarah Finney
 O: (206) 296-5915 | C: (206) 445-2237
 Email: finneysa@seattleu.edu
 Asst. Director of Communications: Brian Vail
 O: (206) 296-2490
 Email: vailbr@seattleu.edu
 Athletic Website: www.GoSeattleU.com
 Radio (Talent): KTTH 770 AM (Gary Hill, Jr.)
 Mailing Address:
 Seattle University, 901 12th Ave.,
 PO Box 222000, Seattle, WA 98122

Chicago State. The Redhawks opened the game with a 17-0 run, closed the first half with a 14-0 streak, and never looked back in the second frame on their way to a much-needed victory. "This was a gut check game," said Head Coach Jim Hayford. "This was a 'what are we all about as a program' game. We've never been this shorthanded, we're on the road, we've never had this long of a losing streak, and so let's do what we can to show our character and our grit." Four players scored in double figures, led by Anand Hundal with 17 points in his first career start. The junior forward shot 6-9 from the field, including 3-6 from three, to go along with eight rebounds, two blocks and two steals. Morgan Means, who has struggled in recent outings, found his mark again in the second half, scoring 13 of his 16 points after intermission. Myles Carter put up his ninth double-double of the season, finishing with 11 points and 10 boards. Freshman Ian Burke was a huge spark off the bench, finishing with a career high 12 points on four three-pointers. The rookie chipped in three rebounds and four assists in 29 minutes of action. "It doesn't matter who is playing, we take our pride in rebounding and we out rebounded them by 20," Hayford said. "And we shot the ball really well. The two guys who made the most of their opportunity, Anand and Ian, had seven made threes between them. Both shot it well today and defensively we hold them to 27 percent. You put rebounding, good shooting and good field-goal defense together and you're probably going to win."

EYING 400

Seattle U Head Coach Jim Hayford entered the 2018-19 season with 380 career victories over the course of his 19-year career. His 20th season as a head coach is off to a strong start as the Redhawks sit at 13-8 through 21 games, bringing his career wins total to 393. Hayford now needs just seven more wins to hit the 400 mark for his career, as well as notch his second consecutive 20-win season at Seattle U. Hayford has 12 20+ win seasons during his career.

2018-19 NUMERICAL ROSTER

NO.	NAME	POS	HT	WT	YR/EXP	HOMETOWN/PREVIOUS SCHOOL
1	Myles Carter	F	6-9	230	RJr./TR	Chicago, Ill./St. Rita's of Cascia HS/Seton Hall
2	Ian Burke	G	6-5	180	Fr./HS	Phoenix, Ariz./Brophy Prep
5	Matej Kavas	G	6-8	200	RJr./2V	Ljubljana, Slovenia/Gimnazija Beograd HS
10	Aaron Nettles	G	5-11	175	So./IV	Seattle, Wash./Seattle Prep
11	Rip Economou	G	6-8	180	Fr./HS	Santa Monica, Calif./Santa Monica HS
12	Mattia Da Campo	G	6-5	210	Jr./2V	Venice, Italy/Stella Azura Academy
13	Morgan Means	G	6-3	175	Jr./2V	Compton, Calif./Redondo Union HS
14	Matt Vail	F	6-5	190	Fr./HS	Stanwood, Wash./Stanwood HS
15	Trey Hopkins	G	6-4	163	Fr./HS	Midwest City, Okla./Carl Albert HS
23	Terrell Brown	G	6-1	175	RSo./TR	Seattle, Wash./Garfield HS/Shoreline CC
24	Delante Jones	G	6-5	195	RJr./TR	Chantilly, Va./Virginia Episcopal/American
25	Anand Hundal	F	6-10	230	Jr./TR	Manteca, Calif./Manteca HS/Las Positas College
35	Riley Grigsby	G/F	6-6	220	Fr./HS	San Jose, Calif./Archbishop Mitty HS
41	Joe Wall	F	6-7	215	Fr./HS	Portland, Ore./Jesuit HS

COACHING STAFF

Head Coach: Jim Hayford (Azusa Pacific '89) – Second season
 Associate Head Coach: Chris Victor (Concordia Irvine '04) – Second season
 Assistant Coach: Nick Robinson (Stanford '04) – Second season
 Assistant Coach: Sam Kirby (Seattle U '08) – First season
 Director of Operations: Mike Odland (Whitworth '10) – First season
 Director of Player Development: Patrick Mulligan (Gonzaga) – Second season

PRONUNCIATION GUIDE

#5 Matej Kavas: MAH-tey KAH-vahs
 #10 Rip Economou: Ee-con-oh-moe
 #12 Mattia Da Campo: Mat-EE-AH DAH-Camp-oh
 #23 Terrell Brown: Teh-REHL
 #25 Anand Hundal: Ah-nand Hun-dahl



INSIDE THE NUMBERS

2018-19 Record	13-8
Non-Conference	12-3
WAC	1-5
Home	10-3
Away	3-5
Neutral	0-0
In overtime	0-0

Current Streak	W1
Last win	1/24/19 at Chicago State (75-47)
Last loss	1/19/19 vs. UTRGV (62-67)
Current Home Streak	L2
Last win	12/20/18 vs. PVAMU (102-64)
Last loss	1/19/19 vs. UTRGV (62-67)
Current Road Streak	W1
Last win	1/24/19 at Chicago State (75-47)
Last loss	1/5/19 at Grand Canyon (57-71)
Current Neutral Streak	L1
Last win	3/8/18 vs. UTRGV (77-60)
Last loss	3/9/18 vs. NM State (79-84)

Records When...

November	7-2
December	5-1
January	1-5
February	0-0
March	0-0

Monday	1-0
Tuesday	0-1
Wednesday	1-0
Thursday	4-2
Friday	1-0
Saturday	3-3
Sunday	3-2

Leading at halftime	13-1
Trailing at halftime	0-6
Tied at halftime	0-1

Scoring less than 60	0-1
Scoring between 60-69	1-3
Scoring between 70-79	3-4
Scoring between 80-89	5-0
Scoring 90 or more	4-0

Allowing less than 60	4-0
Allowing between 60-69	5-1
Allowing between 70-79	3-3
Allowing between 80-89	1-3
Allowing 90 or more	0-1

Shooting below 30%	0-0
Shooting between 30-39.9%	1-5
Shooting between 40-44.9%	1-3
Shooting between 45-49.9%	4-0
Shooting between 50-54.9%	5-0
Shooting 55% or above	2-0

Opponent shooting below 30%	3-0
Opponent shooting between 30-39.9%	7-0
Opponent shooting between 40-44.9%	3-1
Opponent shooting between 45-49.9%	0-3
Opponent shooting between 50-54.9%	0-4
Opponent shooting 55% or above	0-0

More or same rebounds than opponent	13-2
Fewer rebounds than opponent	0-6

Game decided by 1-5 Points	1-1
Game decided by 6-10 Points	2-3
Game decided by 11-15 Points	1-2
Game decided by 16-20 Points	4-0
Game decided by 21+ Points	5-2

SU has 0 players in double figures	0-0
SU has 1 players in double figures	0-0
SU has 2 players in double figures	1-2
SU has 3 players in double figures	4-3
SU has 4 players in double figures	7-3
SU has 5+ players in double figures	1-0

Wearing Black Jerseys	3-2
Wearing Grey Jerseys	1-0
Wearing Red Jerseys	1-3
Wearing White Jerseys	8-3

REDHAWK RUNDOWN

- The Redhawks got a huge monkey off their backs on Thursday, downing Chicago State, 75-47, for their first WAC win of the season. The win also snapped a five game-losing streak, the longest a Seattle U team had endured since the 2012-13 season.
- Thursday's win at Chicago State marked the third road win of the season. Three road wins matches the most the Redhawks have totalled during the past five seasons. The last time a Redhawk team had more than three wins on the road was 2013-14 when they totalled five.
- Myles Carter tallied 11 points and 10 rebounds on Thursday at Chicago State marking his second straight game with a double-double and his WAC-leading ninth of the season. The nine double-doubles also ranks 22nd in the nation.
- Junior Anand Hundal earned his first start in a Redhawk uniform on Thursday at Chicago State and made the most of the opportunity, finishing with a team-high 17 points on 6-9 shooting, including 3-6 from three. The big man added eight rebounds, two blocks and two steals in a season-high 26 minutes of action.
- Freshman walk-on Ian Burke scored a career-high 12 points on four threes in 29 minutes of action at Chicago State Thursday. The rookie added four assists and three rebounds to round out the night.
- Myles Carter has been superb from the free-throw line during WAC play, hitting 73.7 percent from the stripe (28-38) over the six games. That mark is well above his season average of 60.2 percent. The big man has twice drained 10 free throws, including a 10-14 performance on Jan. 12 at Utah Valley and a 10-11 night on Jan. 19 versus UTRGV.
- Seattle U ranks first in the WAC in FG percentage defense (40.9), blocks (3.8 per game) and 3-pt FG percentage (39.4), third in scoring margin (+7.7), scoring (78.7 ppg), scoring defense (70.2 ppg) and FG percentage (45.7).
- With five players averaging double-figures, all five rank in the WAC's top-20 for scoring as Myles Carter is fourth (15.0 ppg), Morgan Means is seventh (14.7 ppg), Matej Kavaz is eighth (14.1 ppg), Delante Jones is 12th (12.8 ppg) and Terrell Brown is 18th (11.3 ppg).
- Brown also ranks third in assists (4.8 per game), fifth in rebounds (6.9 per game) and second in assist/turnover ratio (2.3).
- Carter ranks first in rebounds (8.4), fifth in FG% (53.5%) and first in blocks (2.14).
- Means ranks first in minutes played (34.3 per game) and third in free-throw percentage (84.8, 77-91).
- Kavaz is third in 3-pt FG percentage (45.9), third



in 3-pt FGs (2.4 per game) and seventh in rebounds (6.3 per game).

- Morgan Means went 16-16 from the free-throw line on Dec. 29 at Cal, matching the Seattle U single-game record held by Carl Ervin in a Dec. 15, 1979 game versus Washington. The junior guard went on to stretching his made free throws streak to 27 straight before missing his first attempt at GCU on Jan. 5 to halt the streak.

- Seattle U went 2-2 in four games against the Pac-12 this season. The Redhawks earned a big 78-69 win over Washington State on Nov. 14 and also topped Cal, 82-73. They dropped a 96-74 decision at Stanford on Nov. 6 and a 70-62 final at Washington on Dec. 9.

- The 78-69 win over WSU on Nov. 14 marked the first win against a Pac-12 member since Mar. 23, 2015 when the Redhawks defeated Colorado, 72-65, at the Redhawk Center in the second round of the CBI.

- Freshman Riley Grigsby turned in his best performance of the season on Dec. 6 against Omaha. The 6-6 forward went 5-6 from the field and 1-2 from the free-throw line for a career-high 11 points. He also added four rebounds and three assists in a season-high 24 minutes.

- Myles Carter and Terrell Brown each collected double-doubles at Portland on Dec. 17, marking the third time this season that multiple players had double-doubles in the same game. Carter and Matej Kavaz achieved the feat together against Longwood (Nov. 25), while Carter and Brown combined to each tally a double-double against Northwest (Nov. 28).

- Seattle U had a six-game win streak snapped at Washington on Dec. 9. The six-game streak was the first of such a length since a stretch of five wins from Jan. 23, 2016-Feb. 6, 2016.

- Morgan Means swiped five steals on Dec. 1 against Eastern Washington, marking the first time a Redhawk had achieved the feat since Brendan Westendorf had five steals against UTRGV on Mar. 10, 2016.

- Freshman Trey Hopkins scored a season-high 12 points on Nov. 28 versus Northwest. The Midwest City, Okla., native went a perfect 5-5 from the field, including 2-2 from three, in just 15 minutes of action.

- Myles Carter was named WAC Player of the Week for the week of Nov. 5-11. The Chicago native averaged 18.0 points on 62.9 percent shooting, 8.7 rebounds and 2.3 blocks over three games as Seattle U opened the season 2-1.

- Southern Utah represented the second opponent this season that assistant coach Nick Robinson has ties to. The Stanford grad served as the head coach of the Thunderbirds from 2012-16.

TOP THREE FROM THREE

Matej Kavaz drained a trio of three pointers at Grand Canyon on Jan. 5, giving him 39 for the season and 172 for his career. The career mark ranks him third in Seattle U's all-time record book as he now trails only Isiah Umipig (2013-15, 229 3s) and Aaron Waite (1988-92, 239 3s). Averaging 2.4 threes per game this season, Kavaz currently ranks fourth in the WAC. His 45.9 percent average from deep ranks third.

TRIPLE THREAT

Junior guard Terrell Brown has flirted with a triple-double twice this season. On Nov. 23 versus Denver, the Seattle native finished with eight points, 11 rebounds and 10 assists. On Nov. 28, he collected 26 points, 14 rebounds and six assists. He averages 11.3 points per game, leads the team with 4.8 assists per game, which also ranks third in the WAC, and, at just 6-1, is second on the team with 6.9 rebounds per game. He also has five double-doubles on the season, four consisting of points and rebounds and one consisting of rebounds and assists, and nearly tallied a sixth at Chicago State on Jan. 24, finishing with nine points and nine rebounds.

GET THAT OUT!

Myles Carter has 45 blocks through 21 games, the 19th most among all DI players in games played through Jan. 22. The redshirt junior also ranks 36th nationally at 2.14 blocks per game. He is chasing the Seattle U program record for single-season blocks (79), set just last year by Aaron Menzies.

HISTORIC START

Seattle U went 12-3 through the first 15 games of the season, marking the best start to a season in more than 50 years. The last time Seattle U had a better start than 12-3 was 1963-64. They went 13-2 through 15 games before picking up their third loss.

DEJA VU 10TH WIN

The Redhawks improved to 10-3 to start the season for the first time in exactly 50 years with a 67-56 win at University of Portland on Dec. 17 at the Chiles Center in Portland. The Redhawks achieved the feat in déjà vu fashion to their 1968-69 counterparts, as the former Seattle U squad also beat Portland (6-7) for their 10th win of the season. That Seattle U team would improve to 10-3 in their 13th game of the season – a 79-54 win at Portland.

HOME COURT ADVANTAGE

Seattle U has compiled a 229-147 (.609) record in North Court, including a 15-game winning streak that began Nov. 5, 2008 with a perfect 10-0 mark during the 2008-09 season. In 2017-18, the Redhawks went

9-1 at the Redhawk Center and so far in 2018-19, the Redhawks are 8-3.

BACK-TO-BACK ROAD WINS

The Redhawks tallied back-to-back wins on the road following a 67-56 victory at Portland on Dec. 17 and an 82-73 victory at California on Dec. 29. This marks the first time Seattle U has won two consecutive road games since the 2015-16 season. That year, the Redhawks earned all three of their road victories in succession, winning at Chicago State (Jan. 9), at Utah Valley (Jan. 28) and at Grand Canyon (Jan. 30). Seattle U's best road record in its modern-day DI era is 6-10, set during the 2009-10 season. They also earned five road win in 2013-14. The Redhawks are currently 3-5 on the road in 2018-19 with four remaining road contests to play.

CARTER EARNS SECOND WAC PLAYER OF THE WEEK HONOR

Junior forward Myles Carter was named WAC Player of the Week for the week of Dec. 24-30. This is his second such honor of the season and of his career. The Chicago native poured in a career-high 26 points to go along with 13 rebounds to lead Seattle U to an 82-73 win at California. Carter, who played all 40 minutes, shot 61 percent from the field as the Redhawks built a 21-4 lead early and withstood a late push by the Golden Bears to earn their second win over a Pac-12 school this season. Carter's double-double was his sixth of the season as he collected his fifth 20+-point game. His 13 rebounds were one shy of his career high.

PRESEASON HONORS

Redshirt junior Matej Kavaz, a Ljubljana, Slovenia native, who has been named a preseason All-WAC First Team selection by both the league's nine head coaches and the WAC media. The 6-8 guard was the Redhawks' leading scorer in 2017-18, averaging 15.2 points per game. He also averaged 5.1 rebounds and 1.2 assists, led the team in scoring 11 times and scored 20 points or more nine times. Kavaz led the WAC with 91 three-pointers and finished the year ranked eighth in the nation, hitting 46.4 percent from beyond the arc. Kavaz was named the WAC Freshman of the Year in 2016-17.

GET YOUR 2018-19 TICKETS!

Single-game tickets for the Redhawks' remaining home slate are also still available. For more information and to reserve your seats today, contact the SU Athletics Ticket office at 206-398-4678 or visit goseattleu.com/tix.



HOME HEAVY 2018-19 SLATE

The Redhawks play a 19-game home schedule in 2018-19, and host 22 total contests as the schedule includes a three-team, six-game tournament. The Redhawk Center, located on the Seattle U campus, will serve as the primary venue for the 2018-19 season due to the renovation and shutdown of KeyArena, scheduled to take place in 2019 and 2020. Seattle U is excited to partner with the Oak View Group and return to the newly-renovated \$700 million Seattle Center Arena in 2020-21.

"Bringing games back on campus in recent years has reinvigorated the campus community," said Head Coach Jim Hayford. "An engaged campus and excited student body creates a rowdy home-court atmosphere. We are also look forward to returning to a world-class arena in the heart of Seattle as soon as it's completed."

This season, Seattle U will also take advantage of the unique opportunity to engage the greater South Sound community during Veteran's Day weekend and Nov. 14 with two key dates at the accesso ShoWare Center in Kent, Wash.

WAC PRESEASON POLLS

In a vote of the Western Athletic Conference men's basketball head coaches, the Redhawks were picked to finish third during the 2018-19 season. The Redhawks earned 45 points and edged out fourth-place pick, Utah Valley, who earned 43 points in the coaches voting. Reigning WAC champion New Mexico State is the 2018-19 preseason favorite, earning 63 points and seven first-place votes. Grand Canyon followed with 58 points and two first-place votes.

In the simultaneously released WAC media poll, Seattle U was selected to finish fourth (150 points) behind preseason media favorite New Mexico State (214 points), Grand Canyon (180 points) and Utah Valley (162 points).

YEAR ONE UNDER HEAD COACH JIM HAYFORD

The 2017-18 Redhawks finished 20-14 overall, 16-3 on their home court and 8-6 in Western Athletic Conference play. The win total marked a program high since returning to Division I in 2008-09, and marked the first 20-win DI season since 1963-64 when Seattle U finished 22-6. The 16 home victories was also a modern-day DI record, while the eight WAC wins was the most since joining the league in 2012-13. The fourth-place finish ties the best finish during the Redhawks six years competing in the WAC.

The season culminated in the program's third national postseason tournament appearance in the past four seasons — a berth in the Collegiate Basketball Invitational (CBI).

Hayford's up-tempo style of play saw the Redhawks set numerous modern-day DI program records including total points (2,589), field goals (881), field goal percentage (44.6), three-point field goals (312), free-throw percentage (73.8), rebounds (1,298) and blocks (123). The team would finish ranked in the top three in the WAC in scoring (2nd, 76.1 ppg), free-throw percentage (3rd, 73.8), field goal percentage (3rd, 44.6), field goal percentage defense (3rd, 40.7), three-point field goal percentage (2nd, 37.0), rebounding offense (3rd, 8.2 rpg), blocks (3rd, 123), three pointers (1st, 312).

Three Redhawks earned postseason honors from the WAC, including Aaron Menzies (Second Team All-WAC, All-Defensive Team), Matej Kavas (Second Team All-WAC) and Jordan Hill (All-Newcomer Team).

Menzies would set an all-time program record with 79 blocks and a modern-day DI record with 302 rebounds.

HAYFORD EARNS CONTRACT EXTENSION

Head Coach Jim Hayford received a contract extension through 2023, Director of Athletics Shaney Fink announced Sept. 12, 2018.

"Coach Hayford has proven to be the right leader for our program as he propelled the team forward in his first year, leading us to the most successful season in recent history," said Fink. "We are excited to announce the extension of his contract and look forward to the continued development of the program under his guidance."

In his first season at the helm of the program, Hayford revitalized the Redhawks on the court, in the classroom and in the community.

The 2017-18 Redhawks finished 20-14 overall, 16-3 on their home court and 8-6 in Western Athletic Conference play. The win total marked a program high since returning to Division I in 2008-09, and marked the first 20-win DI season since 1963-64 when Seattle U finished 22-6. The 16 home victories was also a modern-day DI record, while the eight WAC wins was the most since joining the league in 2012-13.

"I believe in the vision that the Seattle University

leadership has for our men's basketball program," Hayford said. "And I am grateful for their belief in the leadership of my staff and I as we continue to pursue the lofty goals we share for Seattle U basketball."

The Redhawks achieved a team cumulative GPA of 3.012 for the 2017-18 academic year, earning them a Team Academic Excellence Award by the National Association of Basketball Coaches (NABC). Five players concluded the year with a 3.2 cumulative GPA or higher while four Redhawks — Mattia Da Campo, Morgan Means, Matej Kavas and Jake Spurgeon — were also named to the 2017-18 Winter All-Western Athletic Conference Academic Team.

The squad also spent ample time engaging in the local community, including multiple volunteer activities at Bailey Gatzert Elementary School.

ALUM RETURNS TO COACHING STAFF

Sam Kirby has returned to his alma mater, joining the Redhawks' coaching staff as an assistant coach. Kirby was a member of the Seattle U squad for the 2005-06 and 2006-07 seasons, the latter year resulting in a 20-9 overall record, a Great Northwest Athletic Conference title and the program's first NCAA Division II Tournament berth in 38 years.

"Having an alum of Seattle U on our staff is a tremendous asset and we're happy to welcome Sam back to campus," said Hayford. "Sam is recognized as one of the up-and-coming assistant coaches on the West Coast and we're excited that he chose to return to Seattle U."

Kirby returns to the Redhawk program following seven seasons of serving as an assistant coach at Cal Poly under Joe Callero, who also served as the head coach at Seattle U from 2001-09. Kirby was involved in floor coaching, game planning and scouting, while also serving as the program's recruiting coordinator during his final three years.

A Sacramento native, Kirby served as a student assistant coach at Seattle U during the 2007-08 campaign while completing a bachelor's degree in liberal studies with a minor in psychology.



Jim Hayford was named Seattle University's men's basketball head coach on Wednesday, Mar. 28, 2017. In his first season at Seattle U, he led the Redhawks to their most successful season in the school's modern-day Division I era.

Inheriting a program that went 13-17 in 2016-17, Hayford led the 2017-18 Redhawks to finish 20-14 overall, 16-3 on their home court and 8-6 in Western Athletic Conference play. The win total marked a program high since returning to Division I in 2008-09, and marked the first 20-win DI season since 1963-64 when Seattle U finished 22-6. The 16 home victories was also a modern-day DI record, while the eight WAC wins was the most since joining the league in 2012-13. The fourth-place finish ties the best finish during the Redhawks six years com-

peting in the WAC. The season culminated in Hayford's 10th national postseason appearance as a head coach as the Redhawks earned a berth in the Collegiate Basketball Invitational (CBI).

Hayford's up-tempo style of play saw the Redhawks set numerous modern-day DI program records including total points (2,589), field goals (881), field goal percentage (44.6), three-point field goals (312), free-throw percentage (73.8), rebounds (1,298) and blocks (123). Three Redhawks earned postseason honors from the WAC, including junior center Aaron Menzies (Second Team All-WAC, All-Defensive Team), sophomore guard Matej Kavaz (Second Team All-WAC) and graduate guard Jordan Hill (All-Newcomer Team). Menzies would set an all-time program record with 79 blocks and a modern-day DI record with 302 rebounds.

Hayford has 19 total seasons as a head coach, amassing an overall record of 380-189 (.668). Prior to Seattle U, he had stints at EWU, Whitworth (NCAA DIII) and Sioux Falls (NAIA). He has coached in 10 national postseason tournaments, including six (2003, 2007, 2008, 2009, 2010, 2011) at NCAA Division III Whitworth, three at EWU (2015, 2016, 2017) and one at Seattle U (2018).

In 2016-17, Hayford completed his sixth season as the head coach at EWU, leading the Eagles to a 22-12 overall record and a 13-5 mark in Big Sky Conference play. In six seasons with Hayford at the helm, the Eagles went to the NCAA Tournament (2015), the CBI Tournament (2016, 2017), earned a Big Sky regular season co-championship (2015) and won the Big Sky Tournament title (2015). Under Hayford, the Eagles had one Big Sky Conference Player of the Year (Jacob Wiles, 2017), two Big Sky Freshmen of the Year, 12 All-Big Sky selections, seven National Association of Basketball (NABC) All-District selections, two Associated Press honorable mention All-Americans and one NBA Draft pick (Tyler Harvey, 2015).

The building process at EWU hit its stride in 2014-15 when Hayford led the Eagles to a 26-9 mark, including a 14-4 Big Sky record. EWU went on to win the Big Sky Conference Tournament and earn a bid to the NCAA Tournament – the first postseason appearance for the program since 2003-04. The team featured Tyler Harvey, who was the nation's leader in scoring (23.1 ppg) and three-pointers made per game (4.0), and went on to be the program's third all-time NBA Draft pick. For his efforts, Hayford was named Big Sky Co-Coach of the Year.

Before taking over at Eastern Washington in March of 2011, Hayford spent 10 seasons building Whitworth University in Spokane, Wash., into a NCAA Division III powerhouse. In his tenure at the helm of the Pirates, Hayford had a record of 217-57 and a winning percentage of .792. He was the Northwest Conference Coach of the Year five times, and twice was honored by the NABC as the West Region Coach of the Year.

Taking over a program that went 25-24 in the two seasons prior (1999-01), Hayford coached the Pirates to eight 20-win seasons, six appearances in the NCAA Division III Tournament (including the last five seasons in a row), five Northwest Conference titles, three NCAA DIII Sweet 16 appearances (2008, 2010, 2011) and one Elite Eight appearance (2011). At the time he left Whitworth, his career winning percentage ranked among the top 10 among all active NCAA Division III coaches.

Prior to Whitworth, Hayford was head coach at the University of Sioux Falls (S.D.), where he compiled a 37-27 record in two seasons. During his inaugural season (1999-2000), he led the Cougars to their first conference playoff appearance in five years. Hayford's Cougars finished the 2000-01 season at 22-12, setting a school record for wins in a season. Prior to Hayford's arrival, USF was 9-17 in 1998-99.

Hayford served as the top assistant coach at Azusa Pacific University (Calif.) from 1990-99, including eight seasons under Bill Odell. APU won seven consecutive Golden State Athletic Conference titles during that time and advanced to the NAIA Division I Final Four in each of his final two seasons there.

Hayford earned his bachelor's degree in social science from Azusa Pacific in 1989. He earned a master's degree in education from Claremont Graduate School in 1991. Hayford and his wife, Robin, have two adult children, daughter, Jayme, and son, Joseph.

COACH HAYFORD'S YEAR-BY-YEAR RESULTS

YEAR	SCHOOL	OVERALL	PCT	CONFERENCE
1999-00	Sioux Falls	15-15	.500	
2000-01	Sioux Falls	22-12	.647	
Totals at Sioux Falls	(2 seasons)	37-27	.578	
2001-02	Whitworth	20-7	.741	12-4/2nd
2002-03 \$	Whitworth	23-4	.851	13-3/1st
2003-04	Whitworth	19-6	.760	12-4/2nd
2004-05	Whitworth	13-11	.542	9-7/4th
2005-06	Whitworth	20-7	.741	13-3/2nd
2006-07 \$	Whitworth	24-4	.857	13-3/1st
2007-08 \$	Whitworth	21-7	.750	12-4/1st
2008-09 \$	Whitworth	23-6	.793	12-4/2nd
2009-10 \$	Whitworth	26-3	.897	16-0/1st
2010-11 \$	Whitworth	28-2	.933	15-1/1st
Totals at Whitworth	(10 seasons)	217-57	.792	
2011-12	Eastern Washington	15-17	.469	8-8/4th
2012-13	Eastern Washington	10-21	.323	7-13/8th
2013-14	Eastern Washington	15-16	.484	10-10/T6th
2014-15 #	Eastern Washington	26-9	.743	14-4/T1st
2015-16 !	Eastern Washington	18-16	.529	10-8/T5th
2016-17 !	Eastern Washington	22-12	.647	13-5/2nd
Totals at EWU	(6 seasons)	106-91	.538	
2017-18 !	Seattle University	20-14	.588	8-6/4th
Totals at SU	(1 season)	20-14	.588	
Total as Head Coach	(19 seasons)	380-189	.668	

\$ - NCAA Division III participant

- NCAA DI Tournament participant, Big Sky Conference Tournament Champions & regular-season co-champions

! - College Basketball Invitational (CBI) Tournament participant



THE LAST TIME SEATTLE UNIVERSITY...

Won at home.....	12/20/18 vs. Prairie View A&M, 102-64
Lost at home.....	1/19/19 vs. UTRGV, 62-67
Won on the road.....	1/19/19 at Chicago State, 75-47
Lost on the road.....	1/12/19 at Utah Valley, 78-88
Won at a neutral site.....	3/8/18 vs. UTRGV (77-60 (Las Vegas)
Lost at a neutral site.....	3/9/18 vs. New Mexico State, 79-84 (Las Vegas)
Won five+ consecutive games.....	six in 2018 (11/23/18-12/6/18)
Won 10+ consecutive games.....	10 in 2008-09 (1/13/09 - 2/27/09)
Won 20+ consecutive games.....	26 in 1953-54
Lost five+ consecutive games.....	5 in 2018-19 (1/3/19 - 1/19/19)
Scored less than 50 points.....	3/3/18 at Utah Valley, 47-73
Scored 80-89 points.....	12/29/18 at California, 82-73
Scored 90-99 points.....	12/6/18 vs. Omaha, 90-71
Scored 100+ points.....	12/20/18 vs. Prairie View A&M, 102-64
Won an overtime game.....	2/17/18 vs. New Mexico State, 73-68
Lost an overtime game.....	3/3/18 vs. Central Arkansas, 92-90 (ot)
Defeated a nationally-ranked team.....	1/12/14 vs. #16 UNLV, 82-64
Lost to a nationally-ranked team.....	12/21/11 vs. #24 Virginia, 83-77
Hosted a nationally-ranked team.....	12/21/11 vs. #24 Virginia (L, 77-83)
Shot under 30% FG.....	11/16/16 at Notre Dame, 29.1% (16-55)
Shot 30-39.9% FG.....	1/19/19 vs. UTRGV, 38.5% (20-52)
Shot 40-49.9% FG.....	1/24/19 at Chicago State, 47.5% (29-61)
Shot 50-59.9% FG.....	12/20/18 vs. Prairie View A&M, 58.1% (36-62)
Shot 60+% FG.....	2/15/18 vs. UTRGV, 60.8% (31-52)
Had 50+ rebounds.....	11/12/17 vs. Puget Sound, 61
Made 10+ 3-Pointers.....	1/24/19 at Chicago State, 12

THE LAST TIME A SEATTLE U PLAYER...

Scored 25-29 points.....	1/19/19, Myles Carter vs. UTRGV, 28
Scored 30-39 points.....	12/4/17, Aaron Menzies vs. Pacific Lutheran, 32
Scored 40-59 points.....	11/28/09, Charles Garcia vs. Wofford, 41
Scored 60+ points.....	1/30/58, Elgin Baylor vs. Portland, 60
Made 10+ field goals.....	12/29/18, Myles Carter at California, 11
Made 5+ 3-pointers.....	12/6/18, Matej Kavas vs. Omaha, 6
Had 10-15 rebounds.....	1/24/19, Myles Carter at Chicago State, 10
Had 16-19 rebounds.....	1/6/18, Aaron Menzies vs. Chicago State, 19
Had 20+ rebounds.....	2/15/97, Roger Hammond at Northwest College, 24
Had a double-double.....	1/24/19, Myles Carter at Chicago State (11p, 10r)
Led team in pts. & rbs.....	1/19/19, Myles Carter vs. UTRGV (28p, 15r)
Shot 100% FG (min. 5).....	12/19/16, Morgan Means vs. Southern Utah (5-5)
Shot 100% FT (min. 10).....	12/29/18, Morgan Means at California (16-16)
Had 10+ assists.....	11/23/18, Terrell Brown vs. Denver, 10
Had 5+ steals.....	12/1/18, Morgan Means vs. EWU, 5
Had 5+ blocks.....	11/28/18, Myles Carter vs. Northwest, 7

STATISTICAL NOTEABLES

20-plus Points

28.....	Myles Carter vs. UTRGV, 1/19/19
26.....	Morgan Means vs. Denver, 11/23/18
26.....	Terrell Brown vs. Northwest, 11/28/18
26.....	Matej Kavas vs. Omaha, 12/6/18
26.....	Delante Jones vs. Omaha, 12/6/18
26.....	Myles Carter at California, 12/29/18
25.....	Myles Carter vs. Bryant, 11/11/18
24.....	Morgan Means at California, 12/29/18
23.....	Myles Carter vs. Puget Sound, 11/8/18
23.....	Morgan Means vs. Northwest, 11/28/18
23.....	Myles Carter vs. EWU, 12/1/18
22.....	Matej Kavas vs. Longwood, 11/25/18
22.....	Myles Carter vs. Prairie View A&M, 12/20/18
22.....	Morgan Means vs. Prairie View A&M, 12/20/18
21.....	Morgan Means vs. Bryant, 11/11/18
21.....	Terrell Brown vs. Washington State, 11/14/18
21.....	Morgan Means at Washington, 12/9/18
20.....	Matej Kavas vs. Fairfield, 11/24/18
20.....	Morgan Means at Utah Valley, 1/12/19

5-plus Assists

10.....	Terrell Brown vs. Denver, 11/23/18
9.....	Terrell Brown vs. Southern Utah, 11/18/18
9.....	Terrell Brown vs. EWU, 12/1/18
9.....	Terrell Brown at Washington, 12/9/18
7.....	Morgan Means vs. Puget Sound, 11/8/18
7.....	Morgan Means vs. EWU, 12/1/18
6.....	Terrell Brown vs. Northwest, 11/28/18
5.....	Terrell Brown vs. Fairfield, 11/24/18
5.....	Terrell Brown vs. Longwood, 11/25/18
5.....	Morgan Means vs. Northwest, 11/28/18
5.....	Morgan Means vs. Omaha, 12/6/18
5.....	Terrell Brown vs. Omaha, 12/6/18
5.....	Terrell Brown vs. Prairie View A&M, 12/20/18
5.....	Terrell Brown at CSU Bakersfield, 1/3/19
5.....	Morgan Means at Chicago State, 1/24/19

5-plus Steals

5.....	Morgan Means vs. EWU, 12/1/18
--------	-------------------------------

5-plus Blocks

7.....	Myles Carter vs. Northwest, 11/28/18
--------	--------------------------------------

DOUBLE-DOUBLES


Myles Carter (23p, 12r).....	vs. Puget Sound, 11/8/18
Myles Carter (25p, 11r).....	vs. Bryant, 11/11/18
Terrell Brown (11p, 10a).....	vs. Denver, 11/23/18
Myles Carter (14p, 12r).....	vs. Longwood, 11/25/18
Matej Kavas (22p, 13r).....	vs. Longwood, 11/25/18
Terrell Brown (26p, 14r).....	vs. Northwest, 11/28/18
Myles Carter (12p, 14r).....	vs. Northwest, 11/28/18
Terrell Brown (12p, 11r).....	vs. Omaha, 12/6/18
Myles Carter (11p, 12r).....	at Portland, 12/17/18
Terrell Brown (17p, 11r).....	at Portland, 12/17/18
Myles Carter (26p, 13r).....	at California, 12/29/18
Terrell Brown (18p, 10r).....	at CSU Bakersfield, 1/3/19
Myles Carter (16p, 10r).....	at Utah Valley, 1/12/19
Myles Carter (28p, 15r).....	vs. UTRGV, 1/19/19
Myles Carter (11p, 10r).....	at Chicago State, 1/24/19




SPEED CHART



MYLES CARTER
6-9 • 230 • F • R-JR



IAN BURKE
6-5 • 180 • G • FR



MATEJ KAVAS
6-8 • 200 • G • R-JR



AARON NETTLES
5-11 • 175 • G • SO




RIP ECONOMOU
6-8 • 180 • G • FR



MATTIA DA CAMPO
6-5 • 210 • G • JR



MORGAN MEANS
6-3 • 175 • G • JR



MATT VAIL
6-5 • 190 • F • FR



TREY HOPKINS
6-4 • 163 • G • FR



TERRELL BROWN
6-1 • 175 • G • R-SO



DELANTE JONES
6-5 • 195 • G • R-JR



ANAND HUNDAL
6-10 • 230 • F • JR




RILEY GRIGSBY
6-6 • 220 • G/F • FR




JOE WALL
6-7 • 215 • F • FR



JIM HAYFORD
HEAD COACH



CHRIS VICTOR
ASSOCIATE HEAD COACH



NICK ROBINSON
ASSISTANT COACH



SAM KIRBY
ASSISTANT COACH



MIKE ODLAND
DIRECTOR OF OPS



PATRICK MULLIGAN
DIRECTOR OF PLAYER DEV



Seattle University Basketball
Seattle U Combined Team Statistics (as of Jan 24, 2019)
All games

RECORD:	OVERALL	HOME	AWAY	NEUTRAL
ALL GAMES	13-8	10-3	3-5	0-0
CONFERENCE	1-5	0-2	1-3	0-0
NON-CONFERENCE	12-3	10-1	2-2	0-0

#	Player	gp-gs	min	avg	Total		3-Point		F-Throw		Rebounds								a	to	blk	stl	pts	avg
					fg-fga	fg%	3fg-fga	3fg%	ft-fa	ft%	off	def	tot	avg	pf	dq								
01	Carter, Myles	21-21	614	29.2	121-226	.535	1-3	.333	71-118	.602	55	122	177	8.4	80	5	12	52	45	4	314	15.0		
13	Means, Morgan	21-21	724	34.5	94-229	.410	42-103	.408	78-92	.848	16	76	92	4.4	73	6	74	51	1	31	308	14.7		
05	Kavas, Matej	16-15	503	31.4	75-160	.469	39-85	.459	37-46	.804	11	89	100	6.3	30	0	14	20	1	6	226	14.1		
24	Jones, Delante	19-19	581	30.6	87-210	.414	32-84	.381	37-49	.755	17	44	61	3.2	39	0	25	45	5	9	243	12.8		
23	Brown, Terrell	21-16	658	31.3	89-197	.452	4-16	.250	56-84	.667	30	114	144	6.9	59	3	101	44	5	25	238	11.3		
10	Nettles, Aaron	20-3	313	15.7	27-54	.500	20-43	.465	10-14	.714	1	12	13	0.7	32	0	10	12	0	15	84	4.2		
35	Grigsby, Riley	20-4	280	14.0	23-49	.469	0-9	.000	21-28	.750	13	36	49	2.5	54	2	9	7	15	4	67	3.4		
25	Hundal, Anand	13-1	83	6.4	16-26	.615	6-14	.429	2-3	.667	12	15	27	2.1	16	0	0	2	7	3	40	3.1		
00	McDowell, Dashawn	3-0	34	11.3	4-10	.400	0-0	.000	0-2	.000	2	4	6	2.0	4	0	2	2	0	1	8	2.7		
15	Hopkins, Trey	16-2	114	7.1	15-33	.455	3-14	.214	3-5	.600	10	10	20	1.3	12	0	2	6	0	2	36	2.3		
02	Burke, Ian	12-0	75	6.3	5-13	.385	5-10	.500	6-10	.600	2	9	11	0.9	4	0	5	4	0	3	21	1.8		
11	Economou, Rip	10-0	46	4.6	5-19	.263	4-16	.250	3-5	.600	4	2	6	0.6	10	0	0	1	0	0	17	1.7		
12	Da Campo, Mattia	19-3	150	7.9	7-17	.412	1-1	1.000	10-12	.833	19	14	33	1.7	12	1	7	9	0	4	25	1.3		
41	Wall, Joe	8-0	11	1.4	3-7	.429	2-6	.333	0-0	.000	1	1	2	0.3	2	0	0	0	0	0	8	1.0		
14	Vail, Matt	8-0	12	1.5	0-0	.000	0-0	.000	0-0	.000	0	1	1	0.1	1	0	1	0	1	0	0	0.0		
Team											20	16	36				4							
Total.....		21	4198		571-1250	.457	159-404	.394	334-468	.714	213	565	778	37.0	428	17	262	259	80	107	1635	77.9		
Opponents.....		21	4199		498-1218	.409	138-405	.341	340-475	.716	198	499	697	33.2	439	-	196	259	63	120	1474	70.2		

TEAM STATISTICS	SU	OPP
SCORING	1635	1474
Points per game	77.9	70.2
Scoring margin	+7.7	-
FIELD GOALS-ATT	571-1250	498-1218
Field goal pct	.457	.409
3 POINT FG-ATT	159-404	138-405
3-point FG pct	.394	.341
3-pt FG made per game	7.6	6.6
FREE THROWS-ATT	334-468	340-475
Free throw pct	.714	.716
F-Throws made per game	15.9	16.2
REBOUNDS	778	697
Rebounds per game	37.0	33.2
Rebounding margin	+3.9	-
ASSISTS	262	196
Assists per game	12.5	9.3
TURNOVERS	259	259
Turnovers per game	12.3	12.3
Turnover margin	+0.0	-
Assist/turnover ratio	1.0	0.8
STEALS	107	120
Steals per game	5.1	5.7
BLOCKS	80	63
Blocks per game	3.8	3.0
ATTENDANCE	13315	28659
Home games-Avg/Game	13-1024	8-3582
Neutral site-Avg/Game	-	0-0

Date	Opponent	Score	Att.
11/06/18	at Stanford	L 74-96	3365
11/08/18	PUGET SOUND	w 95-67	999
11/11/18	BRYANT	w 82-59	1236
11/14/18	WASHINGTON ST.	w 78-69	1977
11/18/18	SOUTHERN UTAH	L 70-73	999
@ 11/23/18	DENVER	w 82-63	883
@ 11/24/18	FAIRFIELD	w 83-80	809
@ 11/25/18	LONGWOOD	w 70-50	753
@ 11/28/18	NORTHWEST (WA)	w 107-72	824
12/01/18	EASTERN WASH.	w 88-68	999
12/06/18	OMAHA	w 90-71	873
12/09/18	at Washington	L 62-70	6688
12/17/18	at Portland	w 67-56	1553
12/20/18	PRAIRIE VIEW	w 102-64	965
12/29/18	at California	w 82-73	4104
* 01/03/19	at CSU Bakersfield	L 71-83	2398
* 01/05/19	at Grand Canyon	L 57-71	7293
* 01/12/19	at Utah Valley	L 78-88	3258
* 01/17/19	NEW MEXICO ST.	L 60-87	999
* 01/19/19	UTRGV	L 62-67	999
* 01/24/19	at Chicago State	w 75-47	0

@ - Elgin Baylor Classic (Seattle, WA)
 * = WAC game

Score by Periods	1st	2nd	Totals
Seattle U	777	858	1635
Opponents	643	831	1474



Seattle University Basketball
Seattle U Combined Team Statistics (as of Jan 24, 2019)
WAC games only

RECORD:	OVERALL	HOME	AWAY	NEUTRAL
ALL GAMES	1-5	0-2	1-3	0-0
CONFERENCE	1-5	0-2	1-3	0-0
NON-CONFERENCE	0-0	0-0	0-0	0-0

#	Player	gp-gs	min	avg	Total		3-Point		F-Throw		Rebounds								pts	avg			
					fg-fga	fg%	3fg-fga	3fg%	ft-fa	ft%	off	def	tot	avg	pf	dq	a	to			blk	stl	
24	Jones, Delante	5-5	154	30.8	25-58	.431	11-22	.500	14-19	.737	4	8	12	2.4	13	0	4	16	0	4	75	15.0	
01	Carter, Myles	6-6	198	33.0	29-74	.392	0-1	.000	28-38	.737	15	34	49	8.2	23	2	2	15	8	0	86	14.3	
23	Brown, Terrell	6-5	206	34.3	29-72	.403	3-9	.333	15-22	.682	6	34	40	6.7	17	1	21	17	1	8	76	12.7	
05	Kavas, Matej	2-1	41	20.5	7-9	.778	3-3	1.000	1-2	.500	0	7	7	3.5	2	0	0	1	0	1	18	9.0	
13	Means, Morgan	6-6	198	33.0	17-58	.293	8-26	.308	12-16	.750	4	15	19	3.2	23	3	20	16	1	8	54	9.0	
25	Hundal, Anand	3-1	33	11.0	7-11	.636	3-7	.429	2-2	1.000	4	6	10	3.3	5	0	0	1	4	2	19	6.3	
02	Burke, Ian	5-0	47	9.4	5-10	.500	5-8	.625	1-2	.500	0	4	4	0.8	1	0	5	2	0	1	16	3.2	
10	Nettles, Aaron	5-1	100	20.0	5-15	.333	3-11	.273	2-2	1.000	1	0	1	0.2	7	0	3	2	0	3	15	3.0	
15	Hopkins, Trey	4-2	45	11.3	4-9	.444	1-4	.250	2-2	1.000	5	3	8	2.0	6	0	1	2	0	1	11	2.8	
35	Grigsby, Riley	5-1	83	16.6	3-10	.300	0-2	.000	7-8	.875	3	11	14	2.8	15	2	4	2	2	2	13	2.6	
12	Da Campo, Mattia	6-2	79	13.2	4-9	.444	0-0	.000	7-8	.875	14	8	22	3.7	7	0	4	6	0	2	15	2.5	
41	Wall, Joe	2-0	1	0.5	1-2	.500	1-2	.500	0-0	.000	0	1	1	0.5	1	0	0	0	0	0	3	1.5	
11	Economou, Rip	3-0	14	4.7	0-3	.000	0-3	.000	2-3	.667	1	0	1	0.3	4	0	0	0	0	0	2	0.7	
14	Vail, Matt	1-0	1	1.0	0-0	.000	0-0	.000	0-0	.000	0	0	0	0.0	0	0	0	0	0	0	0	0.0	
Team											9	5	14										
Total.....		6	1200		136-340	.400	38-98	.388	93-124	.750	66	136	202	33.7	124	8	64	80	16	32	403	67.2	
Opponents.....		6	1200		154-329	.468	38-101	.376	97-140	.693	57	147	204	34.0	119	-	68	71	16	44	443	73.8	

TEAM STATISTICS	SU	OPP
SCORING	403	443
Points per game	67.2	73.8
Scoring margin	-6.7	-
FIELD GOALS-ATT	136-340	154-329
Field goal pct	.400	.468
3 POINT FG-ATT	38-98	38-101
3-point FG pct	.388	.376
3-pt FG made per game	6.3	6.3
FREE THROWS-ATT	93-124	97-140
Free throw pct	.750	.693
F-Throws made per game	15.5	16.2
REBOUNDS	202	204
Rebounds per game	33.7	34.0
Rebounding margin	-0.3	-
ASSISTS	64	68
Assists per game	10.7	11.3
TURNOVERS	80	71
Turnovers per game	13.3	11.8
Turnover margin	-1.5	-
Assist/turnover ratio	0.8	1.0
STEALS	32	44
Steals per game	5.3	7.3
BLOCKS	16	16
Blocks per game	2.7	2.7
ATTENDANCE	1998	12949
Home games-Avg/Game	2-999	4-3237
Neutral site-Avg/Game	-	0-0

Date	Opponent		Score	Att.
* 01/03/19	at CSU Bakersfield	L	71-83	2398
* 01/05/19	at Grand Canyon	L	57-71	7293
* 01/12/19	at Utah Valley	L	78-88	3258
* 01/17/19	NEW MEXICO ST.	L	60-87	999
* 01/19/19	UTRGV	L	62-67	999
* 01/24/19	at Chicago State	W	75-47	0

@ - Elgin Baylor Classic (Seattle, WA)
 * = WAC game

Score by Periods	1st	2nd	Totals
Seattle U	194	209	403
Opponents	199	244	443



Seattle University Basketball
Seattle U Season Schedule/Results & Leaders (as of Jan 24, 2019)
All games

RECORD:	OVERALL	HOME	AWAY	NEUTRAL
ALL GAMES	13-8	10-3	3-5	0-0
CONFERENCE	1-5	0-2	1-3	0-0
NON-CONFERENCE	12-3	10-1	2-2	0-0

Date	Opponent	Score	Att.	High Points	High Rebounds
11/06/18	at Stanford	74-96 L	3365	(16)Brown, Terrell	(6)Brown, Terrell
11/08/18	PUGET SOUND	w 95-67	999	(23)Carter, Myles	(12)Carter, Myles
11/11/18	BRYANT	w 82-59	1236	(25)Carter, Myles	(11)Carter, Myles
11/14/18	WASHINGTON ST.	w 78-69	1977	(21)Brown, Terrell	(8)Brown, Terrell
11/18/18	SOUTHERN UTAH	70-73 L	999	(16)Jones, Delante	(8)Carter, Myles
					(7)Brown, Terrell
					(7)Carter, Myles
					(7)Means, Morgan
11/23/18	@DENVER	w 82-63	883	(26)Means, Morgan	(11)Brown, Terrell
11/24/18	@FAIRFIELD	w 83-80	809	(20)Kavas, Matej	(9)Kavas, Matej
					(9)Means, Morgan
11/25/18	@LONGWOOD	w 70-50	753	(22)Kavas, Matej	(13)Kavas, Matej
11/28/18	@NORTHWEST (WA)	w 107-72	824	(26)Brown, Terrell	(14)Brown, Terrell
					(14)Carter, Myles
12/01/18	EASTERN WASH.	w 88-68	999	(23)Carter, Myles	(8)Carter, Myles
12/06/18	OMAHA	w 90-71	873	(26)Jones, Delante	(11)Brown, Terrell
				(26)Kavas, Matej	
12/09/18	at Washington	62-70 L	6688	(21)Means, Morgan	(7)Carter, Myles
					(7)Kavas, Matej
12/17/18	at Portland	w 67-56	1553	(17)Brown, Terrell	(12)Carter, Myles
12/20/18	PRAIRIE VIEW	w 102-64	965	(22)Carter, Myles	(9)Kavas, Matej
				(22)Means, Morgan	(9)Carter, Myles
12/29/18	at California	w 82-73	4104	(26)Carter, Myles	(13)Carter, Myles
01/03/19	*at CSU Bakersfield	71-83 L	2398	(18)Jones, Delante	(10)Brown, Terrell
				(18)Brown, Terrell	
01/05/19	*at Grand Canyon	57-71 L	7293	(16)Kavas, Matej	(7)Kavas, Matej
01/12/19	*at Utah Valley	78-88 L	3258	(20)Means, Morgan	(10)Carter, Myles
01/17/19	*NEW MEXICO ST.	60-87 L	999	(18)Jones, Delante	(6)Brown, Terrell
01/19/19	*UTRGV	62-67 L	999	(28)Carter, Myles	(15)Carter, Myles
01/24/19	*at Chicago State	w 75-47		(17)Hundal, Anand	(10)Carter, Myles

@ - Elgin Baylor Classic (Seattle, WA)

* = WAC game

Attendance Summary	Games	Attend	Avg/Game
Home	13	13315	1024
Away	8	28659	3582
Neutral	0	0	0
Total	21	41974	1999



Seattle University Basketball
Seattle U Team Game-by-Game (as of Jan 24, 2019)
All games

TEAM STATISTICS

Opponent	Date	Score		Total		3-Pointers		Free throws		Rebounds				pf	a	t/o	blk	stl	pts	avg
				fg-fga	pct	3fg-fga	pct	ft-fa	pct	off	def	tot	avg							
at Stanford	11/06/18	74-96	L	28-64	.438	6-18	.333	12-21	.571	12	18	30	30.0	25	7	11	1	2	74	74.0
PUGET SOUND	11/08/18	95-67	W	35-63	.556	7-17	.412	18-29	.621	12	27	39	34.5	22	16	17	4	6	95	84.5
BRYANT	11/11/18	82-59	W	30-65	.462	7-22	.318	15-23	.652	13	28	41	36.7	23	10	13	3	8	82	83.7
WASHINGTON ST.	11/14/18	78-69	W	28-55	.509	5-19	.263	17-23	.739	8	32	40	37.5	22	11	17	7	6	78	82.2
SOUTHERN UTAH	11/18/18	70-73	L	28-69	.406	11-26	.423	3-8	.375	10	28	38	37.6	22	15	11	5	6	70	79.8
DENVER	11/23/18	82-63	W	29-63	.460	12-27	.444	12-18	.667	8	31	39	37.8	15	15	7	4	3	82	80.2
FAIRFIELD	11/24/18	83-80	W	24-45	.533	6-10	.600	29-43	.674	7	35	42	38.4	21	13	16	4	1	83	80.6
LONGWOOD	11/25/18	70-50	W	23-59	.390	11-31	.355	13-18	.722	10	30	40	38.6	19	17	10	5	6	70	79.2
NORTHWEST (WA)	11/28/18	107-72	W	40-75	.533	10-24	.417	17-20	.850	12	34	46	39.4	12	14	9	10	6	107	82.3
EASTERN WASH.	12/01/18	88-68	W	35-67	.522	9-22	.409	9-17	.529	6	28	34	38.9	16	19	5	2	10	88	82.9
OMAHA	12/06/18	90-71	W	31-57	.544	11-25	.440	17-23	.739	5	31	36	38.6	18	14	12	9	1	90	83.5
at Washington	12/09/18	62-70	L	21-60	.350	6-16	.375	14-19	.737	10	19	29	37.8	17	16	11	2	7	62	81.8
at Portland	12/17/18	67-56	W	22-51	.431	5-14	.357	18-27	.667	10	33	43	38.2	19	4	16	4	3	67	80.6
PRAIRIE VIEW	12/20/18	102-64	W	36-62	.581	13-27	.481	17-19	.895	10	31	41	38.4	25	19	13	3	4	102	82.1
at California	12/29/18	82-73	W	25-55	.455	2-8	.250	30-36	.833	14	24	38	38.4	28	8	11	1	6	82	82.1
at CSU Bakersfield	01/03/19	71-83	L	20-51	.392	8-20	.400	23-27	.852	10	20	30	37.9	18	10	14	2	3	71	81.4
at Grand Canyon	01/05/19	57-71	L	19-56	.339	5-10	.500	14-20	.700	7	24	31	37.5	18	6	11	1	5	57	80.0
at Utah Valley	01/12/19	78-88	L	23-59	.390	8-19	.421	24-30	.800	17	16	33	37.2	30	12	17	3	8	78	79.9
NEW MEXICO ST.	01/17/19	60-87	L	25-61	.410	3-17	.176	7-14	.500	9	19	28	36.7	22	10	10	2	6	60	78.8
UTRGV	01/19/19	62-67	L	20-52	.385	2-10	.200	20-25	.800	9	24	33	36.5	20	10	14	4	6	62	78.0
at Chicago State	01/24/19	75-47	W	29-61	.475	12-22	.545	5-8	.625	14	33	47	37.0	16	16	14	4	4	75	77.9
Seattle U		1635		571-1250	.457	159-404	.394	334-468	.714	213	565	778	37.0	428	262	259	80	107	1635	77.9
Opponents		1474		498-1218	.409	138-405	.341	340-475	.716	198	499	697	33.2	439	196	259	63	120	1474	70.2

Games played: 21
Points/game: 77.9
FG Pct: 45.7
3FG Pct: 39.4
FT Pct: 71.4

Rebounds/game: 37.0
Assists/game: 12.5
Turnovers/game: 12.3
Assist/turnover ratio: 1.0
Steals/game: 5.1
Blocks/game: 3.8



Seattle University Basketball
Seattle U Points-Rebounds-Assists (as of Jan 24, 2019)
All games

Opponent	Date	Score		00	01	02	05	10	11	12
				MCDOWELL,D	CARTER,MYL	BURKE,IAN	KAVAS,MATE	NETTLES,AA	ECONOMOU,R	DA CAMPO,M
at Stanford	11/06/18	74-96	L	4-3-0	6-3-0	1-1-0	13-4-0	0-0-0	2-0-0	1-3-1
PUGET SOUND	11/08/18	95-67	w	4-2-2	23-12-1	0-1-0	13-6-1	9-1-0	4-0-0	2-0-0
BRYANT	11/11/18	82-59	w	0-1-0	25-11-2	3-1-0	5-4-1	6-1-0	0-0-0	0-1-0
WASHINGTON ST.	11/14/18	78-69	w	DNP	9-8-1	DNP	14-7-2	3-1-0	DNP	0-2-0
SOUTHERN UTAH	11/18/18	70-73	L	DNP	14-7-2	DNP	12-7-0	9-2-2	DNP	0-0-0
DENVER	11/23/18	82-63	w	DNP	9-2-1	0-0-0	15-7-0	3-0-0	0-0-0	0-0-0
FAIRFIELD	11/24/18	83-80	w	DNP	12-5-0	DNP	20-9-2	3-2-1	DNP	0-1-0
LONGWOOD	11/25/18	70-50	w	DNP	14-12-1	1-0-0	22-13-2	3-0-1	0-1-0	0-0-0
NORTHWEST (WA)	11/28/18	107-72	w	DNP	12-14-0	0-2-0	12-3-1	10-0-0	0-3-0	7-0-0
EASTERN WASH.	12/01/18	88-68	w	DNP	23-8-0	DNP	18-6-0	6-1-1	DNP	DNP
OMAHA	12/06/18	90-71	w	DNP	7-5-0	DNP	26-6-1	3-2-1	DNP	0-0-0
at Washington	12/09/18	62-70	L	DNP	15-7-2	DNP	9-7-0	0-1-0	DNP	DNP
at Portland	12/17/18	67-56	w	DNP	11-12-0	DNP	11-5-0	5-0-0	DNP	0-0-0
PRAIRIE VIEW	12/20/18	102-64	w	DNP	22-9-0	0-2-0	18-9-4	5-1-1	9-1-0	0-2-2
at California	12/29/18	82-73	w	DNP	26-13-0	DNP	DNP	4-0-0	DNP	0-2-0
at CSU Bakersfield	01/03/19	71-83	L	DNP	12-8-0	4-0-1	2-0-0	3-0-1	2-0-0	0-1-0
at Grand Canyon	01/05/19	57-71	L	DNP	6-4-0	DNP	16-7-0	0-0-0	0-1-0	0-0-0
at Utah Valley	01/12/19	78-88	L	DNP	16-10-2	0-0-0	DNP	0-0-0	DNP	6-9-1
NEW MEXICO ST.	01/17/19	60-87	L	DNP	13-2-0	0-1-0	DNP	6-1-0	0-0-0	2-3-0
UTRGV	01/19/19	62-67	L	DNP	28-15-0	0-0-0	DNP	6-0-2	DNP	0-0-0
at Chicago State	01/24/19	75-47	w	DNP	11-10-0	12-3-4	DNP	DNP	DNP	7-9-3

Opponent	Date	Score		13	14	15	23	24	25	35
				MEANS,MORG	VAIL,MATT	HOPKINS,TR	BROWN,TERR	JONES,DELA	HUNDAL,ANA	GRIGSBY,RI
at Stanford	11/06/18	74-96	L	11-1-2	0-0-0	0-0-0	16-6-4	2-1-0	13-3-0	2-1-0
PUGET SOUND	11/08/18	95-67	w	9-7-7	0-0-0	7-0-1	8-4-3	9-2-1	4-3-0	3-0-0
BRYANT	11/11/18	82-59	w	21-8-3	0-0-0	0-1-0	12-3-3	8-7-0	2-1-0	0-2-1
WASHINGTON ST.	11/14/18	78-69	w	11-3-2	DNP	0-1-0	21-8-3	15-5-2	0-0-0	5-4-1
SOUTHERN UTAH	11/18/18	70-73	L	14-7-2	DNP	DNP	5-7-9	16-1-0	0-1-0	0-1-0
DENVER	11/23/18	82-63	w	26-3-2	0-0-0	2-1-0	8-11-10	11-4-2	2-5-0	6-5-0
FAIRFIELD	11/24/18	83-80	w	16-9-2	DNP	0-1-0	8-5-5	17-3-3	0-1-0	7-6-0
LONGWOOD	11/25/18	70-50	w	19-5-4	0-0-0	0-2-0	2-2-5	7-2-4	0-2-0	2-1-0
NORTHWEST (WA)	11/28/18	107-72	w	23-2-5	0-0-1	12-3-0	26-14-6	DNP	0-0-0	5-5-1
EASTERN WASH.	12/01/18	88-68	w	16-5-7	DNP	DNP	4-7-9	19-6-2	DNP	2-1-0
OMAHA	12/06/18	90-71	w	5-5-5	DNP	0-1-0	12-11-5	26-2-2	DNP	11-4-0
at Washington	12/09/18	62-70	L	21-2-3	DNP	DNP	5-6-9	10-4-1	DNP	2-0-1
at Portland	12/17/18	67-56	w	16-6-3	DNP	0-0-0	17-11-1	5-6-0	DNP	2-1-0
PRAIRIE VIEW	12/20/18	102-64	w	22-4-4	0-1-0	2-0-0	8-3-5	7-2-2	0-1-0	7-3-1
at California	12/29/18	82-73	w	24-6-3	DNP	2-2-0	10-6-3	16-4-2	DNP	0-1-0
at CSU Bakersfield	01/03/19	71-83	L	7-1-1	DNP	5-1-1	18-10-5	18-1-0	0-0-0	0-3-1
at Grand Canyon	01/05/19	57-71	L	2-5-3	DNP	0-0-0	12-6-3	15-3-0	DNP	6-2-0
at Utah Valley	01/12/19	78-88	L	20-2-4	DNP	2-3-0	16-2-4	16-3-1	DNP	2-1-0
NEW MEXICO ST.	01/17/19	60-87	L	8-3-6	DNP	4-4-0	3-6-1	18-2-2	2-2-0	4-4-1
UTRGV	01/19/19	62-67	L	1-4-1	DNP	DNP	18-7-4	8-3-1	DNP	1-4-2
at Chicago State	01/24/19	75-47	w	16-4-5	0-0-0	DNP	9-9-4	DNP	17-8-0	DNP



#01 Carter, Myles

Opponent	Date	gs	min	Total		3-Pointers		Free throws		Rebounds				pf	a	t/o	blk	stl	pts	avg	
				fg-fga	pct	3fg-fga	pct	ft-fga	pct	off	def	tot	avg								
at Stanford	11/06/18	*	18	2-5	.400	0-1	.000	2-5	.400	1	2	3	3.0	5	0	2	1	0	6	6.0	
PUGET SOUND	11/08/18	*	22	10-13	.769	0-0	.000	3-6	.500	5	7	12	7.5	4	1	8	3	0	23	14.5	
BRYANT	11/11/18	*	33	10-17	.588	1-1	1.000	4-6	.667	6	5	11	8.7	4	2	3	3	0	25	18.0	
WASHINGTON ST.	11/14/18	*	30	4-5	.800	0-0	.000	1-2	.500	1	7	8	8.5	3	1	2	4	0	9	15.8	
SOUTHERN UTAH	11/18/18	*	25	7-10	.700	0-0	.000	0-5	.000	2	5	7	8.2	3	2	1	3	0	14	15.4	
DENVER	11/23/18	*	19	4-6	.667	0-0	.000	1-2	.500	0	2	2	7.2	4	1	2	2	0	9	14.3	
FAIRFIELD	11/24/18	*	25	4-5	.800	0-0	.000	4-7	.571	0	5	5	6.9	5	0	4	4	0	12	14.0	
LONGWOOD	11/25/18	*	34	4-9	.444	0-0	.000	6-8	.750	2	10	12	7.5	4	1	2	4	1	14	14.0	
NORTHWEST (WA)	11/28/18	*	35	5-13	.385	0-0	.000	2-2	1.000	4	10	14	8.2	3	0	0	7	0	12	13.8	
EASTERN WASH.	12/01/18	*	30	10-15	.667	0-0	.000	3-9	.333	2	6	8	8.2	2	0	1	1	0	23	14.7	
OMAHA	12/06/18	*	15	3-6	.500	0-0	.000	1-2	.500	2	3	5	7.9	3	0	4	2	0	7	14.0	
at Washington	12/09/18	*	31	6-15	.400	0-0	.000	3-6	.500	4	3	7	7.8	4	2	2	0	1	15	14.1	
at Portland	12/17/18	*	30	3-5	.600	0-0	.000	5-7	.714	4	8	12	8.2	4	0	1	2	2	11	13.8	
PRAIRIE VIEW	12/20/18	*	29	9-10	.900	0-0	.000	4-6	.667	3	6	9	8.2	5	0	2	0	0	22	14.4	
at California	12/29/18	*	40	11-18	.611	0-0	.000	4-7	.571	4	9	13	8.5	4	0	3	1	0	26	15.2	
at CSU Bakersfield	01/03/19	*	36	4-10	.400	0-0	.000	4-6	.667	4	4	8	8.5	3	0	0	1	0	12	15.0	
at Grand Canyon	01/05/19	*	32	2-10	.200	0-0	.000	2-2	1.000	1	3	4	8.2	5	0	3	1	0	6	14.5	
at Utah Valley	01/12/19	*	38	3-11	.273	0-1	.000	10-14	.714	3	7	10	8.3	4	2	5	3	0	16	14.6	
NEW MEXICO ST.	01/17/19	*	22	6-9	.667	0-0	.000	1-2	.500	1	1	2	8.0	5	0	0	0	0	13	14.5	
UTRGV	01/19/19	*	40	9-19	.474	0-0	.000	10-11	.909	5	10	15	8.4	3	0	3	2	0	28	15.2	
at Chicago State	01/24/19	*	30	5-15	.333	0-0	.000	1-3	.333	1	9	10	8.4	3	0	4	1	0	11	15.0	
Totals			21	614	121-226	.535	1-3	.333	71-118	.602	55	122	177	8.4	80	12	52	45	4	314	15.0

Games played: 21
 Minutes/game: 29.2
 Points/game: 15.0
 FG Pct: 53.5
 3FG Pct: 33.3
 FT Pct: 60.2

Rebounds/game: 8.4
 Assists/game: 0.6
 Turnovers/game: 2.5
 Assist/turnover ratio: 0.2
 Steals/game: 0.2
 Blocks/game: 2.1

CAREER STATS

Year	GP-GS	Min/Avg	Total		3-Point		FT-FTA		Rebounds				PF-FO	Ast	TO	Blk	Stl	Pts/Avg
			FG-FGA	Pct	FG-FGA	Pct	FT-FTA	Pct	Off-Def	Tot	Avg							
2015-16*	9-0	32/3.6	2-2	1.000	0-0	.000	1-4	.250	3-3	6	0.7	5-0	1	3	1	0		5/0.6
2016-17*	5-0	33/6.6	2-7	.286	0-0	.000	0-1	.000	2-5	7	1.4	17-0	8	13	0	11		4/0.8
2018-19	21-21	614/29.2	121-226	.535	1-3	.333	71-118	.602	55-122	177	8.4	80-5	12	52	45	4		314/15.0
TOTAL	21-21	614/29.2	121-226	.535	1-3	.333	71-118	.602	55-122	177	8.4	80-5	12	52	45	4		314/15.0
All*	35-21	679/19.4	125-235	.532	1-3	.333	72-123	.585	60-130	190	5.4	102-5	21	68	46	15		323/9.2

* Statistics from prior team/school

SINGLE-GAME HIGHS

Points: 28, UTRGV -- 01/19/19
 Rebounds: 15, UTRGV -- 01/19/19
 Assists: 2, 4 times
 Steals: 2, at Portland -- 12/17/18
 Blocks: 7, Northwest (WA) -- 11/28/18
 FG made: 11, at California -- 12/29/18
 FG attempts: 19, UTRGV -- 01/19/19
 3FG made: 1, Bryant -- 11/11/18
 3FG attempts: 1, at Utah Valley -- 01/12/19 ; at Stanford -- 11/06/18 ; Bryant -- 11/11/18
 FT made: 10, at Utah Valley -- 01/12/19 ; UTRGV -- 01/19/19
 FT attempts: 14, at Utah Valley -- 01/12/19



#02 Burke, Ian

Opponent	Date	gs	min	Total		3-Pointers		Free throws		Rebounds				pf	a	t/o	blk	stl	pts	avg
				fg-fga	pct	3fg-fga	pct	ft-fga	pct	off	def	tot	avg							
at Stanford	11/06/18		3	0-0	.000	0-0	.000	1-2	.500	1	0	1	1.0	0	0	0	0	0	1	1.0
PUGET SOUND	11/08/18		6	0-1	.000	0-0	.000	0-0	.000	1	0	1	1.0	0	0	0	0	0	0	0.5
BRYANT	11/11/18		4	0-0	.000	0-0	.000	3-4	.750	0	1	1	1.0	2	0	2	0	1	3	1.3
DENVER	11/23/18		2	0-1	.000	0-1	.000	0-0	.000	0	0	0	0.8	0	0	0	0	0	0	1.0
LONGWOOD	11/25/18		2	0-0	.000	0-0	.000	1-2	.500	0	0	0	0.6	0	0	0	0	0	1	1.0
NORTHWEST (WA)	11/28/18		5	0-0	.000	0-0	.000	0-0	.000	0	2	2	0.8	0	0	0	0	1	0	0.8
PRAIRIE VIEW	12/20/18		6	0-1	.000	0-1	.000	0-0	.000	0	2	2	1.0	1	0	0	0	0	0	0.7
at CSU Bakersfield	01/03/19		5	1-2	.500	1-1	1.000	1-2	.500	0	0	0	0.9	0	1	0	0	1	4	1.1
at Utah Valley	01/12/19		4	0-0	.000	0-0	.000	0-0	.000	0	0	0	0.8	0	0	0	0	0	0	1.0
NEW MEXICO ST.	01/17/19		5	0-1	.000	0-1	.000	0-0	.000	0	1	1	0.8	0	0	0	0	0	0	0.9
UTRGV	01/19/19		4	0-0	.000	0-0	.000	0-0	.000	0	0	0	0.7	0	0	0	0	0	0	0.8
at Chicago State	01/24/19		29	4-7	.571	4-6	.667	0-0	.000	0	3	3	0.9	1	4	2	0	0	12	1.8
Totals		0	75	5-13	.385	5-10	.500	6-10	.600	2	9	11	0.9	4	5	4	0	3	21	1.8

Games played: 12
 Minutes/game: 6.3
 Points/game: 1.8
 FG Pct: 38.5
 3FG Pct: 50.0
 FT Pct: 60.0

Rebounds/game: 0.9
 Assists/game: 0.4
 Turnovers/game: 0.3
 Assist/turnover ratio: 1.3
 Steals/game: 0.3

CAREER STATS

Year	GP-GS	Min/Avg	Total		3-Point		FT-FTA	Pct	Rebounds				PF-FO	Ast	TO	Blk	Stl	Pts/Avg
			FG-FGA	Pct	FG-FGA	Pct			Off-Def	Tot	Avg							
2018-19	12-0	75/6.3	5-13	.385	5-10	.500	6-10	.600	2-9	11	0.9	4-0	5	4	0	3		21/1.8
TOTAL	12-0	75/6.3	5-13	.385	5-10	.500	6-10	.600	2-9	11	0.9	4-0	5	4	0	3		21/1.8

SINGLE-GAME HIGHS

Points: 12, at Chicago State -- 01/24/19
 Rebounds: 3, at Chicago State -- 01/24/19
 Assists: 4, at Chicago State -- 01/24/19
 Steals: 1, at CSU Bakersfield -- 01/03/19 ; Bryant -- 11/11/18 ; Northwest (WA) -- 11/28/18
 FG made: 4, at Chicago State -- 01/24/19
 FG attempts: 7, at Chicago State -- 01/24/19
 3FG made: 4, at Chicago State -- 01/24/19
 3FG attempts: 6, at Chicago State -- 01/24/19
 FT made: 3, Bryant -- 11/11/18
 FT attempts: 4, Bryant -- 11/11/18



#05 Kavas, Matej

Opponent	Date	gs	min	Total		3-Pointers		Free throws		Rebounds				pf	a	t/o	blk	stl	pts	avg	
				fg-fga	pct	3fg-fga	pct	ft-fa	pct	off	def	tot	avg								
at Stanford	11/06/18	*	34	4-7	.571	1-3	.333	4-6	.667	1	3	4	4.0	3	0	2	0	0	13	13.0	
PUGET SOUND	11/08/18	*	27	3-9	.333	1-2	.500	6-6	1.000	2	4	6	5.0	3	1	1	0	0	13	13.0	
BRYANT	11/11/18	*	28	2-9	.222	1-5	.200	0-0	.000	1	3	4	4.7	3	1	0	0	2	5	10.3	
WASHINGTON ST.	11/14/18	*	37	6-14	.429	2-8	.250	0-0	.000	1	6	7	5.3	2	2	1	0	0	14	11.3	
SOUTHERN UTAH	11/18/18	*	32	5-13	.385	2-7	.286	0-0	.000	1	6	7	5.6	2	0	3	0	2	12	11.4	
DENVER	11/23/18	*	31	5-13	.385	3-9	.333	2-2	1.000	1	6	7	5.8	0	0	3	0	0	15	12.0	
FAIRFIELD	11/24/18	*	39	6-11	.545	3-3	1.000	5-6	.833	1	8	9	6.3	1	2	0	0	0	20	13.1	
LONGWOOD	11/25/18	*	29	8-12	.667	4-8	.500	2-3	.667	2	11	13	7.1	3	2	0	0	0	22	14.3	
NORTHWEST (WA)	11/28/18	*	31	3-12	.250	2-8	.250	4-4	1.000	0	3	3	6.7	1	1	2	0	0	12	14.0	
EASTERN WASH.	12/01/18	*	37	7-14	.500	4-7	.571	0-0	.000	0	6	6	6.6	2	0	0	0	1	18	14.4	
OMAHA	12/06/18	*	39	7-12	.583	6-9	.667	6-6	1.000	0	6	6	6.5	1	1	2	0	0	26	15.5	
at Washington	12/09/18	*	34	1-7	.143	1-4	.250	6-7	.857	1	6	7	6.6	3	0	2	0	0	9	14.9	
at Portland	12/17/18	*	35	4-9	.444	2-4	.500	1-4	.250	0	5	5	6.5	2	0	2	1	0	11	14.6	
PRAIRIE VIEW	12/20/18	*	29	7-9	.778	4-5	.800	0-0	.000	0	9	9	6.6	2	4	1	0	0	18	14.9	
at CSU Bakersfield	01/03/19		4	1-1	1.000	0-0	.000	0-0	.000	0	0	0	6.2	0	0	0	0	0	2	14.0	
at Grand Canyon	01/05/19	*	37	6-8	.750	3-3	1.000	1-2	.500	0	7	7	6.3	2	0	1	0	1	16	14.1	
at Chicago State	01/24/19		dnp	-	-	-	-	-	-	-	-	-	-	-	-	-	-	-	-	-	
Totals			15	503	75-160	.469	39-85	.459	37-46	.804	11	89	100	6.3	30	14	20	1	6	226	14.1

Games played: 16
Minutes/game: 31.4
Points/game: 14.1
FG Pct: 46.9
3FG Pct: 45.9
FT Pct: 80.4

Rebounds/game: 6.3
Assists/game: 0.9
Turnovers/game: 1.3
Assist/turnover ratio: 0.7
Steals/game: 0.4
Blocks/game: 0.1

CAREER STATS

		Total				3-Point		Rebounds											
Year	GP-GS	Min/Avg	FG-FGA	Pct	FG-FGA	Pct	FT-FTA	Pct	Off-Def	Tot	Avg	PF-FO	Ast	TO	Blk	Stl	Pts/Avg		
2016-17	27-0	549/20.3	81-185	.438	42-104	.404	29-42	.690	11-68	79	2.9	51-2	15	23	9	6	233/8.6		
2017-18	33-31	1038/31.5	171-361	.474	91-196	.464	68-86	.791	38-131	169	5.1	100-1	41	67	7	13	501/15.2		
2018-19	16-15	503/31.4	75-160	.469	39-85	.459	37-46	.804	11-89	100	6.3	30-0	14	20	1	6	226/14.1		
TOTAL	76-46	2090/27.5	327-706	.463	172-385	.447	134-174	.770	60-288	348	4.6	181-3	70	110	17	25	960/12.6		

SINGLE-GAME HIGHS

Points: 27, vs Detroit Mercy -- 11/18/17
Rebounds: 13, Longwood -- 11/25/18
Assists: 4, at Washington State -- 11/15/17 ; Prairie View -- 12/20/18
Steals: 2, 6 times
Blocks: 2, 4 times
FG made: 9, Idaho State -- 11/27/17 ; Eastern Washington -- 12/03/17
FG attempts: 18, Central Arkansas -- 03/14/18 ; Idaho State -- 11/27/17
3FG made: 7, vs Detroit Mercy -- 11/18/17
3FG attempts: 12, Central Arkansas -- 03/14/18
FT made: 7, New Mexico State -- 01/26/17
FT attempts: 9, New Mexico State -- 01/26/17



#10 Nettles, Aaron

Opponent	Date	gs	min	Total		3-Pointers		Free throws		Rebounds				pf	a	t/o	blk	stl	pts	avg	
				fg-fga	pct	3fg-fga	pct	ft-fga	pct	off	def	tot	avg								
at Stanford	11/06/18		9	0-1	.000	0-1	.000	0-0	.000	0	0	0	0.0	2	0	1	0	0	0	0.0	
PUGET SOUND	11/08/18	*	16	3-3	1.000	3-3	1.000	0-0	.000	0	1	1	0.5	3	0	1	0	1	9	4.5	
BRYANT	11/11/18		15	2-3	.667	2-3	.667	0-0	.000	0	1	1	0.7	0	0	0	0	1	6	5.0	
WASHINGTON ST.	11/14/18		9	1-1	1.000	1-1	1.000	0-0	.000	0	1	1	0.8	3	0	1	0	0	3	4.5	
SOUTHERN UTAH	11/18/18		17	3-5	.600	3-5	.600	0-0	.000	0	2	2	1.0	3	2	0	0	2	9	5.4	
DENVER	11/23/18		9	1-3	.333	1-1	1.000	0-0	.000	0	0	0	0.8	1	0	0	0	0	3	5.0	
FAIRFIELD	11/24/18		16	1-2	.500	1-2	.500	0-0	.000	0	2	2	1.0	2	1	0	0	0	3	4.7	
LONGWOOD	11/25/18		21	1-2	.500	1-2	.500	0-0	.000	0	0	0	0.9	0	1	1	0	2	3	4.5	
NORTHWEST (WA)	11/28/18	*	21	4-7	.571	2-5	.400	0-0	.000	0	0	0	0.8	2	0	2	0	0	10	5.1	
EASTERN WASH.	12/01/18		17	2-5	.400	1-4	.250	1-2	.500	0	1	1	0.8	1	1	0	0	2	6	5.2	
OMAHA	12/06/18		19	1-3	.333	0-2	.000	1-2	.500	0	2	2	0.9	3	1	1	0	1	3	5.0	
at Washington	12/09/18		8	0-0	.000	0-0	.000	0-0	.000	0	1	1	0.9	0	0	1	0	1	0	4.6	
at Portland	12/17/18		15	1-2	.500	1-2	.500	2-2	1.000	0	0	0	0.8	2	0	0	0	0	5	4.6	
PRAIRIE VIEW	12/20/18		14	2-2	1.000	1-1	1.000	0-0	.000	0	1	1	0.9	0	1	2	0	2	5	4.6	
at California	12/29/18		7	0-0	.000	0-0	.000	4-6	.667	0	0	0	0.8	3	0	0	0	0	4	4.6	
at CSU Bakersfield	01/03/19		21	1-3	.333	1-2	.500	0-0	.000	0	0	0	0.8	1	1	0	0	0	3	4.5	
at Grand Canyon	01/05/19		13	0-0	.000	0-0	.000	0-0	.000	0	0	0	0.7	1	0	0	0	0	0	4.2	
at Utah Valley	01/12/19		7	0-1	.000	0-1	.000	0-0	.000	0	0	0	0.7	3	0	0	0	0	0	4.0	
NEW MEXICO ST.	01/17/19		27	2-5	.400	0-3	.000	2-2	1.000	1	0	1	0.7	0	0	1	0	1	6	4.1	
UTRGV	01/19/19	*	32	2-6	.333	2-5	.400	0-0	.000	0	0	0	0.7	2	2	1	0	2	6	4.2	
at Chicago State	01/24/19		dnp	-	-	-	-	-	-	-	-	-	-	-	-	-	-	-	-	-	
Totals			3	313	27-54	.500	20-43	.465	10-14	.714	1	12	13	0.7	32	10	12	0	15	84	4.2

Games played: 20
 Minutes/game: 15.7
 Points/game: 4.2
 FG Pct: 50.0
 3FG Pct: 46.5
 FT Pct: 71.4

Rebounds/game: 0.7
 Assists/game: 0.5
 Turnovers/game: 0.6
 Assist/turnover ratio: 0.8
 Steals/game: 0.8

CAREER STATS

		Total			3-Point		Rebounds										
Year	GP-GS	Min/Avg	FG-FGA	Pct	FG-FGA	Pct	FT-FTA	Pct	Off-Def	Tot	Avg	PF-FO	Ast	TO	Blk	Stl	Pts/Avg
2017-18	32-2	244/7.6	25-60	.417	20-52	.385	13-17	.765	4-17	21	0.7	21-0	9	10	0	6	83/2.6
2018-19	20-3	313/15.7	27-54	.500	20-43	.465	10-14	.714	1-12	13	0.7	32-0	10	12	0	15	84/4.2
TOTAL	52-5	557/10.7	52-114	.456	40-95	.421	23-31	.742	5-29	34	0.7	53-0	19	22	0	21	167/3.2

SINGLE-GAME HIGHS

Points: 20, Pacific Lutheran -- 12/04/17
 Rebounds: 3, at Belmont -- 11/19/17 ; Pacific Lutheran -- 12/04/17 ; California -- 12/19/17
 Assists: 2, vs Detroit Mercy -- 11/18/17 ; Southern Utah -- 11/18/18 ; Pacific Lutheran -- 12/04/17
 Steals: 2, 4 times
 FG made: 7, Pacific Lutheran -- 12/04/17
 FG attempts: 14, Pacific Lutheran -- 12/04/17
 3FG made: 6, Pacific Lutheran -- 12/04/17
 3FG attempts: 12, Pacific Lutheran -- 12/04/17
 FT made: 4, Puget Sound -- 11/12/17 ; vs Detroit Mercy -- 11/18/17 ; at California -- 12/29/18
 FT attempts: 6, at California -- 12/29/18



#11 Economou, Rip

Opponent	Date	gs	min	Total		3-Pointers		Free throws		Rebounds				pf	a	t/o	blk	stl	pts	avg
				fg-fga	pct	3fg-fga	pct	ft-fa	pct	off	def	tot	avg							
at Stanford	11/06/18		5	1-2	.500	0-1	.000	0-0	.000	0	0	0	0.0	0	0	0	0	0	2	2.0
PUGET SOUND	11/08/18		5	1-4	.250	1-4	.250	1-2	.500	0	0	0	0.0	2	0	0	0	0	4	3.0
BRYANT	11/11/18		3	0-0	.000	0-0	.000	0-0	.000	0	0	0	0.0	1	0	0	0	0	0	2.0
DENVER	11/23/18		3	0-1	.000	0-1	.000	0-0	.000	0	0	0	0.0	1	0	0	0	0	0	1.5
LONGWOOD	11/25/18		2	0-1	.000	0-1	.000	0-0	.000	0	1	1	0.2	0	0	0	0	0	0	1.2
NORTHWEST (WA)	11/28/18		4	0-1	.000	0-0	.000	0-0	.000	2	1	3	0.7	0	0	0	0	0	0	1.0
PRAIRIE VIEW	12/20/18		10	3-7	.429	3-6	.500	0-0	.000	1	0	1	0.7	2	0	1	0	0	9	2.1
at CSU Bakersfield	01/03/19		3	0-0	.000	0-0	.000	2-2	1.000	0	0	0	0.6	4	0	0	0	0	2	2.1
at Grand Canyon	01/05/19		4	0-2	.000	0-2	.000	0-0	.000	1	0	1	0.7	0	0	0	0	0	0	1.9
NEW MEXICO ST.	01/17/19		7	0-1	.000	0-1	.000	0-1	.000	0	0	0	0.6	0	0	0	0	0	0	1.7
at Chicago State	01/24/19		dnp	-	-	-	-	-	-	-	-	-	-	-	-	-	-	-	-	-
Totals		0	46	5-19	.263	4-16	.250	3-5	.600	4	2	6	0.6	10	0	1	0	0	17	1.7

Games played: 10

Minutes/game: 4.6

Points/game: 1.7

FG Pct: 26.3

3FG Pct: 25.0

FT Pct: 60.0

Rebounds/game: 0.6

Turnovers/game: 0.1

CAREER STATS

Year	GP-GS	Min/Avg	Total		3-Point		FT-FTA	Pct	Rebounds				PF-FO	Ast	TO	Blk	Stl	Pts/Avg
			FG-FGA	Pct	FG-FGA	Pct			Off-Def	Tot	Avg	PF-FO						
2018-19	10-0	46/4.6	5-19	.263	4-16	.250	3-5	.600	4-2	6	0.6	10-0	0	1	0	0	0	17/1.7
TOTAL	10-0	46/4.6	5-19	.263	4-16	.250	3-5	.600	4-2	6	0.6	10-0	0	1	0	0	0	17/1.7

SINGLE-GAME HIGHS

Points: 9, Prairie View -- 12/20/18

Rebounds: 3, Northwest (WA) -- 11/28/18

FG made: 3, Prairie View -- 12/20/18

FG attempts: 7, Prairie View -- 12/20/18

3FG made: 3, Prairie View -- 12/20/18

3FG attempts: 6, Prairie View -- 12/20/18

FT made: 2, at CSU Bakersfield -- 01/03/19

FT attempts: 2, at CSU Bakersfield -- 01/03/19 ; Puget Sound -- 11/08/18



#12 Da Campo, Mattia

Opponent	Date	gs	min	Total		3-Pointers		Free throws		Rebounds				pf	a	t/o	blk	stl	pts	avg	
				fg-fga	pct	3fg-fga	pct	ft-fa	pct	off	def	tot	avg								
at Stanford	11/06/18		4	0-0	.000	0-0	.000	1-2	.500	1	2	3	3.0	0	1	0	0	0	1	1.0	
PUGET SOUND	11/08/18		5	1-1	1.000	0-0	.000	0-0	.000	0	0	0	1.5	0	0	0	0	0	2	1.5	
BRYANT	11/11/18		3	0-0	.000	0-0	.000	0-0	.000	0	1	1	1.3	0	0	0	0	0	0	1.0	
WASHINGTON ST.	11/14/18		2	0-0	.000	0-0	.000	0-0	.000	1	1	2	1.5	0	0	0	0	0	0	0.8	
SOUTHERN UTAH	11/18/18		4	0-2	.000	0-0	.000	0-0	.000	0	0	0	1.2	0	0	1	0	0	0	0.6	
DENVER	11/23/18		4	0-0	.000	0-0	.000	0-0	.000	0	0	0	1.0	0	0	1	0	0	0	0.5	
FAIRFIELD	11/24/18		2	0-0	.000	0-0	.000	0-0	.000	1	0	1	1.0	0	0	0	0	0	0	0.4	
LONGWOOD	11/25/18		2	0-0	.000	0-0	.000	0-0	.000	0	0	0	0.9	0	0	0	0	0	0	0.4	
NORTHWEST (WA)	11/28/18		6	2-2	1.000	1-1	1.000	2-2	1.000	0	0	0	0.8	0	0	0	0	0	7	1.1	
OMAHA	12/06/18		0	0-0	.000	0-0	.000	0-0	.000	0	0	0	0.7	0	0	0	0	0	0	1.0	
at Portland	12/17/18		0	0-0	.000	0-0	.000	0-0	.000	0	0	0	0.6	0	0	0	0	0	0	0.9	
PRAIRIE VIEW	12/20/18		12	0-3	.000	0-0	.000	0-0	.000	1	1	2	0.8	0	2	0	0	0	0	0.8	
at California	12/29/18	*	27	0-0	.000	0-0	.000	0-0	.000	1	1	2	0.8	5	0	1	0	2	0	0.8	
at CSU Bakersfield	01/03/19		3	0-0	.000	0-0	.000	0-0	.000	0	1	1	0.9	1	0	1	0	0	0	0.7	
at Grand Canyon	01/05/19		3	0-0	.000	0-0	.000	0-0	.000	0	0	0	0.8	0	0	0	0	0	0	0.7	
at Utah Valley	01/12/19		26	0-2	.000	0-0	.000	6-6	1.000	6	3	9	1.3	4	1	2	0	1	6	1.0	
NEW MEXICO ST.	01/17/19	*	10	1-3	.333	0-0	.000	0-0	.000	2	1	3	1.4	0	0	2	0	0	2	1.1	
UTRGV	01/19/19		1	0-0	.000	0-0	.000	0-0	.000	0	0	0	1.3	0	0	0	0	0	0	1.0	
at Chicago State	01/24/19	*	36	3-4	.750	0-0	.000	1-2	.500	6	3	9	1.7	2	3	1	0	1	7	1.3	
Totals			3	150	7-17	.412	1-1	1.000	10-12	.833	19	14	33	1.7	12	7	9	0	4	25	1.3

Games played: 19

Minutes/game: 7.9

Points/game: 1.3

FG Pct: 41.2

3FG Pct: 100.0

FT Pct: 83.3

Rebounds/game: 1.7

Assists/game: 0.4

Turnovers/game: 0.5

Assist/turnover ratio: 0.8

Steals/game: 0.2

CAREER STATS

Year	GP-GS	Min/Avg	Total		3-Point		FT-FTA	Pct	Off-Def	Tot	Avg	PF-FO	Ast	TO	Blk	Stl	Pts/Avg
			FG-FGA	Pct	FG-FGA	Pct											
2016-17	16-0	139/8.7	9-14	.643	1-3	.333	5-10	.500	6-11	17	1.1	19-0	14	17	0	3	24/1.5
2017-18	27-1	198/7.3	15-24	.625	4-9	.444	7-11	.636	16-29	45	1.7	29-0	17	7	0	9	41/1.5
2018-19	19-3	150/7.9	7-17	.412	1-1	1.000	10-12	.833	19-14	33	1.7	12-1	7	9	0	4	25/1.3
TOTAL	62-4	487/7.9	31-55	.564	6-13	.462	22-33	.667	41-54	95	1.5	60-1	38	33	0	16	90/1.5

SINGLE-GAME HIGHS

Points: 15, Pacific Lutheran -- 12/04/17

Rebounds: 9, at Utah Valley -- 01/12/19 ; at Chicago State -- 01/24/19

Assists: 5, Pacific Lutheran -- 12/04/17

Steals: 3, Puget Sound -- 11/12/17 ; Pacific Lutheran -- 12/04/17

FG made: 6, Pacific Lutheran -- 12/04/17

FG attempts: 10, Pacific Lutheran -- 12/04/17

3FG made: 2, Pacific Lutheran -- 12/04/17

3FG attempts: 6, Pacific Lutheran -- 12/04/17

FT made: 6, at Utah Valley -- 01/12/19

FT attempts: 6, at Utah Valley -- 01/12/19



#13 Means, Morgan

Opponent	Date	gs	min	Total		3-Pointers		Free throws		Rebounds				pf	a	t/o	blk	stl	pts	avg	
				fg-fga	pct	3fg-fga	pct	ft-fga	pct	off	def	tot	avg								
at Stanford	11/06/18	*	31	5-7	.714	1-1	1.000	0-0	.000	0	1	1	1.0	2	2	2	0	0	11	11.0	
PUGET SOUND	11/08/18	*	34	3-7	.429	1-3	.333	2-2	1.000	1	6	7	4.0	2	7	3	0	4	9	10.0	
BRYANT	11/11/18	*	37	7-13	.538	2-5	.400	5-7	.714	0	8	8	5.3	2	3	3	0	0	21	13.7	
WASHINGTON ST.	11/14/18	*	31	3-8	.375	2-3	.667	3-4	.750	0	3	3	4.8	5	2	3	0	1	11	13.0	
SOUTHERN UTAH	11/18/18	*	39	5-15	.333	3-7	.429	1-1	1.000	4	3	7	5.2	5	2	0	0	1	14	13.2	
DENVER	11/23/18	*	32	8-13	.615	6-9	.667	4-4	1.000	0	3	3	4.8	3	2	0	0	2	26	15.3	
FAIRFIELD	11/24/18	*	35	1-7	.143	1-2	.500	13-16	.813	2	7	9	5.4	3	2	6	0	0	16	15.4	
LONGWOOD	11/25/18	*	35	6-15	.400	4-10	.400	3-3	1.000	0	5	5	5.4	3	4	3	0	1	19	15.9	
NORTHWEST (WA)	11/28/18	*	35	9-18	.500	3-6	.500	2-2	1.000	1	1	2	5.0	1	5	3	0	3	23	16.7	
EASTERN WASH.	12/01/18	*	40	5-11	.455	2-5	.400	4-5	.800	1	4	5	5.0	3	7	0	0	5	16	16.6	
OMAHA	12/06/18	*	30	1-6	.167	1-5	.200	2-2	1.000	1	4	5	5.0	5	5	1	0	0	5	15.5	
at Washington	12/09/18	*	40	8-16	.500	3-7	.429	2-2	1.000	0	2	2	4.8	4	3	2	0	3	21	16.0	
at Portland	12/17/18	*	35	4-10	.400	1-4	.250	7-10	.700	0	6	6	4.8	4	3	4	0	0	16	16.0	
PRAIRIE VIEW	12/20/18	*	32	8-13	.615	4-7	.571	2-2	1.000	0	4	4	4.8	4	4	1	0	2	22	16.4	
at California	12/29/18	*	40	4-12	.333	0-3	.000	16-16	1.000	2	4	6	4.9	4	3	4	0	1	24	16.9	
at CSU Bakersfield	01/03/19	*	30	0-4	.000	0-2	.000	7-7	1.000	0	1	1	4.6	4	1	5	0	0	7	16.3	
at Grand Canyon	01/05/19	*	33	1-10	.100	0-2	.000	0-1	.000	1	4	5	4.6	1	3	1	0	2	2	15.5	
at Utah Valley	01/12/19	*	39	7-17	.412	4-10	.400	2-2	1.000	1	1	2	4.5	5	4	3	0	2	20	15.7	
NEW MEXICO ST.	01/17/19	*	29	3-11	.273	1-5	.200	1-3	.333	0	3	3	4.4	5	6	2	0	2	8	15.3	
UTRGV	01/19/19	*	29	0-4	.000	0-1	.000	1-2	.500	1	3	4	4.4	3	1	3	0	2	1	14.6	
at Chicago State	01/24/19	*	38	6-12	.500	3-6	.500	1-1	1.000	1	3	4	4.4	5	5	2	1	0	16	14.7	
Totals			21	724	94-229	.410	42-103	.408	78-92	.848	16	76	92	4.4	73	74	51	1	31	308	14.7

Games played: 21
 Minutes/game: 34.5
 Points/game: 14.7
 FG Pct: 41.0
 3FG Pct: 40.8
 FT Pct: 84.8

Rebounds/game: 4.4
 Assists/game: 3.5
 Turnovers/game: 2.4
 Assist/turnover ratio: 1.5
 Steals/game: 1.5
 Blocks/game: 0.0

CAREER STATS

		Total			3-Point			Rebounds										
Year	GP-GS	Min/Avg	FG-FGA	Pct	FG-FGA	Pct	FT-FTA	Pct	Off-Def	Tot	Avg	PF-FO	Ast	TO	Blk	Stl	Pts/Avg	
2016-17	29-29	683/23.6	67-165	.406	25-70	.357	36-56	.643	12-65	77	2.7	69-3	60	56	0	27	195/6.7	
2017-18	34-9	940/27.6	103-260	.396	29-103	.282	58-73	.795	22-101	123	3.6	81-0	95	80	3	28	293/8.6	
2018-19	21-21	724/34.5	94-229	.410	42-103	.408	78-92	.848	16-76	92	4.4	73-6	74	51	1	31	308/14.7	
TOTAL	84-59	2347/27.9	264-654	.404	96-276	.348	172-221	.778	50-242	292	3.5	223-9	229	187	4	86	796/9.5	

SINGLE-GAME HIGHS

Points: 26, Denver -- 11/23/18
 Rebounds: 9, Fairfield -- 11/24/18
 Assists: 13, Pacific Lutheran -- 12/04/17
 Steals: 5, Eastern Wash. -- 12/01/18
 Blocks: 1, Grand Canyon -- 01/06/18 ; at Kansas City -- 02/08/18 ; UT Rio Grande Valley -- 02/15/18
 FG made: 9, Northwest (WA) -- 11/28/18 ; Northwest University -- 12/01/16
 FG attempts: 18, Northwest (WA) -- 11/28/18
 3FG made: 6, Denver -- 11/23/18
 3FG attempts: 10, at Utah Valley -- 01/12/19 ; Longwood -- 11/25/18
 FT made: 16, at California -- 12/29/18
 FT attempts: 16, Fairfield -- 11/24/18 ; at California -- 12/29/18



#14 Vail, Matt

Opponent	Date	gs	min	Total		3-Pointers		Free throws		Rebounds				pf	a	t/o	blk	stl	pts	avg
				fg-fga	pct	3fg-fga	pct	ft-fga	pct	off	def	tot	avg							
at Stanford	11/06/18		1	0-0	.000	0-0	.000	0-0	.000	0	0	0	0.0	0	0	0	0	0	0	0.0
PUGET SOUND	11/08/18		1	0-0	.000	0-0	.000	0-0	.000	0	0	0	0.0	0	0	0	0	0	0	0.0
BRYANT	11/11/18		1	0-0	.000	0-0	.000	0-0	.000	0	0	0	0.0	0	0	0	0	0	0	0.0
DENVER	11/23/18		1	0-0	.000	0-0	.000	0-0	.000	0	0	0	0.0	0	0	0	0	0	0	0.0
LONGWOOD	11/25/18		2	0-0	.000	0-0	.000	0-0	.000	0	0	0	0.0	0	0	0	0	0	0	0.0
NORTHWEST (WA)	11/28/18		1	0-0	.000	0-0	.000	0-0	.000	0	0	0	0.0	0	1	0	0	0	0	0.0
PRAIRIE VIEW	12/20/18		4	0-0	.000	0-0	.000	0-0	.000	0	1	1	0.1	1	0	0	1	0	0	0.0
at Chicago State	01/24/19		1	0-0	.000	0-0	.000	0-0	.000	0	0	0	0.1	0	0	0	0	0	0	0.0
Totals		0	12	0-0	.000	0-0	.000	0-0	.000	0	1	1	0.1	1	1	0	1	0	0	0.0

Games played: 8

Minutes/game: 1.5

Rebounds/game: 0.1

Assists/game: 0.1

Assist/turnover ratio: 99.9

Blocks/game: 0.1

CAREER STATS

Year	GP-GS	Min/Avg	Total		3-Point		FT-FTA	Pct	Off-Def	Tot	Avg	PF-FO	Ast	TO	Blk	Stl	Pts/Avg
			FG-FGA	Pct	FG-FGA	Pct											
2018-19	7-0	11/1.6	0-0	.000	0-0	.000	0-0	.000	0-1	1	0.1	1-0	1	0	1	0	0/0.0
TOTAL	7-0	11/1.6	0-0	.000	0-0	.000	0-0	.000	0-1	1	0.1	1-0	1	0	1	0	0/0.0

SINGLE-GAME HIGHS

Rebounds: 1, Prairie View -- 12/20/18

Assists: 1, Northwest (WA) -- 11/28/18

Blocks: 1, Prairie View -- 12/20/18



#15 Hopkins, Trey

Opponent	Date	gs	min	Total		3-Pointers		Free throws		Rebounds				pf	a	t/o	blk	stl	pts	avg
				fg-fga	pct	3fg-fga	pct	ft-fa	pct	off	def	tot	avg							
at Stanford	11/06/18		6	0-0	.000	0-0	.000	0-0	.000	0	0	0	0.0	0	0	0	0	0	0	0.0
PUGET SOUND	11/08/18		6	3-5	.600	0-1	.000	1-2	.500	0	0	0	0.0	1	1	0	0	0	7	3.5
BRYANT	11/11/18		4	0-2	.000	0-0	.000	0-0	.000	1	0	1	0.3	0	0	1	0	1	0	2.3
WASHINGTON ST.	11/14/18		1	0-0	.000	0-0	.000	0-0	.000	0	1	1	0.5	0	0	0	0	0	0	1.8
DENVER	11/23/18		13	1-2	.500	0-1	.000	0-0	.000	1	0	1	0.6	0	0	0	0	0	2	1.8
FAIRFIELD	11/24/18		5	0-1	.000	0-1	.000	0-0	.000	0	1	1	0.7	0	0	1	0	0	0	1.5
LONGWOOD	11/25/18		2	0-1	.000	0-1	.000	0-0	.000	1	1	2	0.9	0	0	0	0	0	0	1.3
NORTHWEST (WA)	11/28/18		15	5-5	1.000	2-2	1.000	0-1	.000	1	2	3	1.1	1	0	0	0	0	12	2.6
OMAHA	12/06/18		3	0-1	.000	0-1	.000	0-0	.000	0	1	1	1.1	0	0	0	0	0	0	2.3
at Portland	12/17/18		0	0-0	.000	0-0	.000	0-0	.000	0	0	0	1.0	0	0	0	0	0	0	2.1
PRAIRIE VIEW	12/20/18		8	1-5	.200	0-2	.000	0-0	.000	0	0	0	0.9	2	0	1	0	0	2	2.1
at California	12/29/18		6	1-2	.500	0-1	.000	0-0	.000	1	1	2	1.0	2	0	1	0	0	2	2.1
at CSU Bakersfield	01/03/19	*	18	2-6	.333	1-3	.333	0-0	.000	0	1	1	1.0	2	1	2	0	0	5	2.3
at Grand Canyon	01/05/19		6	0-0	.000	0-0	.000	0-0	.000	0	0	0	0.9	1	0	0	0	1	0	2.1
at Utah Valley	01/12/19		8	0-0	.000	0-0	.000	2-2	1.000	3	0	3	1.1	3	0	0	0	0	2	2.1
NEW MEXICO ST.	01/17/19	*	13	2-3	.667	0-1	.000	0-0	.000	2	2	4	1.3	0	0	0	0	0	4	2.3
at Chicago State	01/24/19		dnp	-	-	-	-	-	-	-	-	-	-	-	-	-	-	-	-	-
Totals		2	114	15-33	.455	3-14	.214	3-5	.600	10	10	20	1.3	12	2	6	0	2	36	2.3

Games played: 16
Minutes/game: 7.1
Points/game: 2.3
FG Pct: 45.5
3FG Pct: 21.4
FT Pct: 60.0

Rebounds/game: 1.3
Assists/game: 0.1
Turnovers/game: 0.4
Assist/turnover ratio: 0.3
Steals/game: 0.1

CAREER STATS

		Total			3-Point		Rebounds										
Year	GP-GS	Min/Avg	FG-FGA	Pct	FG-FGA	Pct	FT-FTA	Pct	Off-Def	Tot	Avg	PF-FO	Ast	TO	Blk	Stl	Pts/Avg
2018-19	16-2	114/7.1	15-33	.455	3-14	.214	3-5	.600	10-10	20	1.3	12-0	2	6	0	2	36/2.3
TOTAL	16-2	114/7.1	15-33	.455	3-14	.214	3-5	.600	10-10	20	1.3	12-0	2	6	0	2	36/2.3

SINGLE-GAME HIGHS

Points: 12, Northwest (WA) -- 11/28/18
Rebounds: 4, New Mexico St. -- 01/17/19
Assists: 1, at CSU Bakersfield -- 01/03/19 ; Puget Sound -- 11/08/18
Steals: 1, at Grand Canyon -- 01/05/19 ; Bryant -- 11/11/18
FG made: 5, Northwest (WA) -- 11/28/18
FG attempts: 6, at CSU Bakersfield -- 01/03/19
3FG made: 2, Northwest (WA) -- 11/28/18
3FG attempts: 3, at CSU Bakersfield -- 01/03/19
FT made: 2, at Utah Valley -- 01/12/19
FT attempts: 2, at Utah Valley -- 01/12/19 ; Puget Sound -- 11/08/18



#23 Brown, Terrell

Opponent	Date	gs	min	Total		3-Pointers		Free throws		Rebounds				pf	a	t/o	blk	stl	pts	avg	
				fg-fga	pct	3fg-fga	pct	ft-fa	pct	off	def	tot	avg								
at Stanford	11/06/18	*	24	6-15	.400	0-1	.000	4-6	.667	3	3	6	6.0	1	4	2	0	0	16	16.0	
PUGET SOUND	11/08/18		21	3-4	.750	0-0	.000	2-4	.500	0	4	4	5.0	3	3	3	0	1	8	12.0	
BRYANT	11/11/18		22	5-6	.833	0-0	.000	2-4	.500	1	2	3	4.3	5	3	0	0	2	12	12.0	
WASHINGTON ST.	11/14/18		33	6-9	.667	0-1	.000	9-11	.818	2	6	8	5.3	4	3	3	0	3	21	14.3	
SOUTHERN UTAH	11/18/18		32	2-10	.200	1-1	1.000	0-0	.000	1	6	7	5.6	4	9	1	2	0	5	12.4	
DENVER	11/23/18	*	37	3-11	.273	0-0	.000	2-5	.400	4	7	11	6.5	1	10	0	0	1	8	11.7	
FAIRFIELD	11/24/18	*	33	2-6	.333	0-0	.000	4-8	.500	1	4	5	6.3	2	5	0	0	1	8	11.1	
LONGWOOD	11/25/18	*	28	1-4	.250	0-1	.000	0-0	.000	2	0	2	5.8	4	5	2	0	2	2	10.0	
NORTHWEST (WA)	11/28/18	*	33	10-13	.769	0-1	.000	6-7	.857	2	12	14	6.7	1	6	1	0	2	26	11.8	
EASTERN WASH.	12/01/18	*	32	2-7	.286	0-1	.000	0-0	.000	0	7	7	6.7	2	9	2	0	1	4	11.0	
OMAHA	12/06/18	*	33	5-9	.556	0-0	.000	2-4	.500	1	10	11	7.1	4	5	2	1	0	12	11.1	
at Washington	12/09/18	*	37	2-9	.222	0-0	.000	1-2	.500	2	4	6	7.0	3	9	3	1	1	5	10.6	
at Portland	12/17/18	*	34	7-10	.700	0-0	.000	3-4	.750	2	9	11	7.3	2	1	5	0	1	17	11.1	
PRAIRIE VIEW	12/20/18	*	17	2-2	1.000	0-0	.000	4-4	1.000	1	2	3	7.0	1	5	3	0	0	8	10.9	
at California	12/29/18	*	36	4-10	.400	0-1	.000	2-3	.667	2	4	6	6.9	5	3	0	0	2	10	10.8	
at CSU Bakersfield	01/03/19	*	36	6-14	.429	1-4	.250	5-6	.833	1	9	10	7.1	1	5	2	0	1	18	11.3	
at Grand Canyon	01/05/19	*	35	5-16	.313	0-0	.000	2-4	.500	0	6	6	7.1	4	3	3	0	0	12	11.3	
at Utah Valley	01/12/19	*	35	6-16	.375	1-2	.500	3-4	.750	1	1	2	6.8	2	4	2	0	4	16	11.6	
NEW MEXICO ST.	01/17/19		21	1-5	.200	0-0	.000	1-2	.500	1	5	6	6.7	3	1	1	0	1	3	11.1	
UTRGV	01/19/19	*	40	7-9	.778	0-1	.000	4-6	.667	1	6	7	6.8	5	4	5	1	1	18	11.5	
at Chicago State	01/24/19	*	39	4-12	.333	1-2	.500	0-0	.000	2	7	9	6.9	2	4	4	0	1	9	11.3	
Totals			16	658	89-197	.452	4-16	.250	56-84	.667	30	114	144	6.9	59	101	44	5	25	238	11.3

Games played: 21
 Minutes/game: 31.3
 Points/game: 11.3
 FG Pct: 45.2
 3FG Pct: 25.0
 FT Pct: 66.7

Rebounds/game: 6.9
 Assists/game: 4.8
 Turnovers/game: 2.1
 Assist/turnover ratio: 2.3
 Steals/game: 1.2
 Blocks/game: 0.2

CAREER STATS

Year	GP-GS	Min/Avg	Total		3-Point		FT-FTA	Pct	Rebounds				PF-FO	Ast	TO	Blk	Stl	Pts/Avg
			FG-FGA	Pct	FG-FGA	Pct			Off-Def	Tot	Avg							
2018-19	21-16	658/31.3	89-197	.452	4-16	.250	56-84	.667	30-114	144	6.9	59-3	101	44	5	25		238/11.3
TOTAL	21-16	658/31.3	89-197	.452	4-16	.250	56-84	.667	30-114	144	6.9	59-3	101	44	5	25		238/11.3

SINGLE-GAME HIGHS

Points: 26, Northwest (WA) -- 11/28/18
 Rebounds: 14, Northwest (WA) -- 11/28/18
 Assists: 10, Denver -- 11/23/18
 Steals: 4, at Utah Valley -- 01/12/19
 Blocks: 2, Southern Utah -- 11/18/18
 FG made: 10, Northwest (WA) -- 11/28/18
 FG attempts: 16, at Grand Canyon -- 01/05/19 ; at Utah Valley -- 01/12/19
 3FG made: 1, at CSU Bakersfield -- 01/03/19 ; at Utah Valley -- 01/12/19 ; Southern Utah -- 11/18/18
 3FG attempts: 4, at CSU Bakersfield -- 01/03/19
 FT made: 9, Washington St. -- 11/14/18
 FT attempts: 11, Washington St. -- 11/14/18



#24 Jones, Delante

Opponent	Date	gs	min	Total		3-Pointers		Free throws		Rebounds				pf	a	t/o	blk	stl	pts	avg	
				fg-fga	pct	3fg-fga	pct	ft-fa	pct	off	def	tot	avg								
at Stanford	11/06/18	*	22	1-9	.111	0-3	.000	0-0	.000	0	1	1	1.0	2	0	1	0	0	2	2.0	
PUGET SOUND	11/08/18	*	26	4-6	.667	1-2	.500	0-0	.000	0	2	2	1.5	2	1	0	0	0	9	5.5	
BRYANT	11/11/18	*	26	3-13	.231	1-7	.143	1-2	.500	3	4	7	3.3	1	0	2	0	1	8	6.3	
WASHINGTON ST.	11/14/18	*	36	7-15	.467	0-4	.000	1-2	.500	2	3	5	3.8	1	2	6	0	1	15	8.5	
SOUTHERN UTAH	11/18/18	*	31	6-13	.462	2-6	.333	2-2	1.000	0	1	1	3.2	2	0	5	0	1	16	10.0	
DENVER	11/23/18	*	28	4-7	.571	2-5	.400	1-3	.333	0	4	4	3.3	2	2	1	0	0	11	10.2	
FAIRFIELD	11/24/18	*	30	7-9	.778	1-2	.500	2-3	.667	0	3	3	3.3	2	3	4	0	0	17	11.1	
LONGWOOD	11/25/18	*	30	2-13	.154	2-7	.286	1-2	.500	2	0	2	3.1	1	4	1	0	0	7	10.6	
EASTERN WASH.	12/01/18	*	30	8-14	.571	2-5	.400	1-1	1.000	3	3	6	3.4	3	2	2	1	0	19	11.6	
OMAHA	12/06/18	*	37	9-14	.643	4-7	.571	4-5	.800	0	2	2	3.3	1	2	1	3	0	26	13.0	
at Washington	12/09/18	*	37	3-11	.273	2-5	.400	2-2	1.000	2	2	4	3.4	1	1	1	0	1	10	12.7	
at Portland	12/17/18	*	35	2-11	.182	1-3	.333	0-0	.000	1	5	6	3.6	3	0	2	1	0	5	12.1	
PRAIRIE VIEW	12/20/18	*	19	1-4	.250	1-3	.333	4-4	1.000	0	2	2	3.5	3	2	1	0	0	7	11.7	
at California	12/29/18	*	40	5-13	.385	2-3	.667	4-4	1.000	0	4	4	3.5	2	2	2	0	1	16	12.0	
at CSU Bakersfield	01/03/19	*	30	5-10	.500	4-7	.571	4-4	1.000	1	0	1	3.3	1	0	3	0	1	18	12.4	
at Grand Canyon	01/05/19	*	30	4-8	.500	2-3	.667	5-7	.714	1	2	3	3.3	3	0	3	0	1	15	12.6	
at Utah Valley	01/12/19	*	29	6-10	.600	3-5	.600	1-2	.500	0	3	3	3.3	4	1	5	0	1	16	12.8	
NEW MEXICO ST.	01/17/19	*	35	8-17	.471	2-4	.500	0-2	.000	1	1	2	3.2	2	2	3	0	1	18	13.1	
UTRGV	01/19/19	*	30	2-13	.154	0-3	.000	4-4	1.000	1	2	3	3.2	3	1	2	0	0	8	12.8	
at Chicago State	01/24/19	dnp		-	-	-	-	-	-	-	-	-	-	-	-	-	-	-	-	-	
Totals			19	581	87-210	.414	32-84	.381	37-49	.755	17	44	61	3.2	39	25	45	5	9	243	12.8

Games played: 19
Minutes/game: 30.6
Points/game: 12.8
FG Pct: 41.4
3FG Pct: 38.1
FT Pct: 75.5

Rebounds/game: 3.2
Assists/game: 1.3
Turnovers/game: 2.4
Assist/turnover ratio: 0.6
Steals/game: 0.5
Blocks/game: 0.3

CAREER STATS

			Total		3-Point				Rebounds									
Year	GP-GS	Min/Avg	FG-FGA	Pct	FG-FGA	Pct	FT-FTA	Pct	Off-Def	Tot	Avg	PF-FO	Ast	TO	Blk	Stl	Pts/Avg	
2015-16*	30-25	997/33.2	116-272	.426	39-106	.368	90-129	.698	26-81	107	3.6	82-0	54	79	6	22	361/12.0	
2016-17*	30-30	949/31.6	121-298	.406	39-115	.339	63-92	.685	28-74	102	3.4	89-5	53	94	7	22	344/11.5	
2018-19	19-19	581/30.6	87-210	.414	32-84	.381	37-49	.755	17-44	61	3.2	39-0	25	45	5	9	243/12.8	
TOTAL	19-19	581/30.6	87-210	.414	32-84	.381	37-49	.755	17-44	61	3.2	39-0	25	45	5	9	243/12.8	
All*	79-74	2527/32.0	324-780	.415	110-305	.361	190-270	.704	71-199	270	3.4	210-5	132	218	18	53	948/12.0	

* Statistics from prior team/school

SINGLE-GAME HIGHS

Points: 26, Omaha -- 12/06/18
Rebounds: 7, Bryant -- 11/11/18
Assists: 4, Longwood -- 11/25/18
Steals: 1, 9 times
Blocks: 3, Omaha -- 12/06/18
FG made: 9, Omaha -- 12/06/18
FG attempts: 17, New Mexico St. -- 01/17/19
3FG made: 4, at CSU Bakersfield -- 01/03/19 ; Omaha -- 12/06/18
3FG attempts: 7, 4 times
FT made: 5, at Grand Canyon -- 01/05/19
FT attempts: 7, at Grand Canyon -- 01/05/19



#25 Hundal, Anand

Opponent	Date	gs	min	Total		3-Pointers		Free throws		Rebounds				pf	a	t/o	blk	stl	pts	avg
				fg-fga	pct	3fg-fga	pct	ft-fga	pct	off	def	tot	avg							
at Stanford	11/06/18		13	5-6	.833	3-4	.750	0-0	.000	2	1	3	3.0	2	0	0	0	0	13	13.0
PUGET SOUND	11/08/18		7	2-3	.667	0-0	.000	0-1	.000	2	1	3	3.0	1	0	0	0	0	4	8.5
BRYANT	11/11/18		3	1-1	1.000	0-0	.000	0-0	.000	1	0	1	2.3	2	0	0	0	0	2	6.3
WASHINGTON ST.	11/14/18		4	0-1	.000	0-1	.000	0-0	.000	0	0	0	1.8	0	0	0	1	1	0	4.8
SOUTHERN UTAH	11/18/18		4	0-0	.000	0-0	.000	0-0	.000	0	1	1	1.6	0	0	0	0	0	0	3.8
DENVER	11/23/18		5	1-1	1.000	0-0	.000	0-0	.000	1	4	5	2.2	2	0	0	0	0	2	3.5
FAIRFIELD	11/24/18		2	0-0	.000	0-0	.000	0-0	.000	0	1	1	2.0	3	0	0	0	0	0	3.0
LONGWOOD	11/25/18		2	0-0	.000	0-0	.000	0-0	.000	1	1	2	2.0	0	0	0	1	0	0	2.6
NORTHWEST (WA)	11/28/18		3	0-1	.000	0-1	.000	0-0	.000	0	0	0	1.8	0	0	0	1	0	0	2.3
PRAIRIE VIEW	12/20/18		7	0-2	.000	0-1	.000	0-0	.000	1	0	1	1.7	1	0	1	0	0	0	2.1
at CSU Bakersfield	01/03/19		1	0-0	.000	0-0	.000	0-0	.000	0	0	0	1.5	0	0	0	0	0	0	1.9
NEW MEXICO ST.	01/17/19		6	1-2	.500	0-1	.000	0-0	.000	1	1	2	1.6	2	0	0	2	0	2	1.9
at Chicago State	01/24/19	*	26	6-9	.667	3-6	.500	2-2	1.000	3	5	8	2.1	3	0	1	2	2	17	3.1
Totals			1	83	16-26	.615	6-14	.429	.667	12	15	27	2.1	16	0	2	7	3	40	3.1

Games played: 13

Minutes/game: 6.4

Points/game: 3.1

FG Pct: 61.5

3FG Pct: 42.9

FT Pct: 66.7

Rebounds/game: 2.1

Turnovers/game: 0.2

Steals/game: 0.2

Blocks/game: 0.5

CAREER STATS

Year	GP-GS	Min/Avg	Total		3-Point		FT-FTA	Pct	Off-Def	Tot	Avg	PF-FO	Ast	TO	Blk	Stl	Pts/Avg
			FG-FGA	Pct	FG-FGA	Pct											
2018-19	13-1	83/6.4	16-26	.615	6-14	.429	2-3	.667	12-15	27	2.1	16-0	0	2	7	3	40/3.1
TOTAL	13-1	83/6.4	16-26	.615	6-14	.429	2-3	.667	12-15	27	2.1	16-0	0	2	7	3	40/3.1

SINGLE-GAME HIGHS

Points: 17, at Chicago State -- 01/24/19

Rebounds: 8, at Chicago State -- 01/24/19

Steals: 2, at Chicago State -- 01/24/19

Blocks: 2, New Mexico St. -- 01/17/19 ; at Chicago State -- 01/24/19

FG made: 6, at Chicago State -- 01/24/19

FG attempts: 9, at Chicago State -- 01/24/19

3FG made: 3, at Chicago State -- 01/24/19 ; at Stanford -- 11/06/18

3FG attempts: 6, at Chicago State -- 01/24/19

FT made: 2, at Chicago State -- 01/24/19

FT attempts: 2, at Chicago State -- 01/24/19



#35 Grigsby, Riley

Opponent	Date	gs	min	Total		3-Pointers		Free throws		Rebounds				pf	a	t/o	blk	stl	pts	avg
				fg-fga	pct	3fg-fga	pct	ft-fa	pct	off	def	tot	avg							
at Stanford	11/06/18		8	1-4	.250	0-2	.000	0-0	.000	1	0	1	1.0	4	0	0	0	1	2	2.0
PUGET SOUND	11/08/18		13	0-3	.000	0-1	.000	3-4	.750	0	0	0	0.5	0	0	0	1	0	3	2.5
BRYANT	11/11/18	*	14	0-1	.000	0-1	.000	0-0	.000	0	2	2	1.0	3	1	1	0	0	0	1.7
WASHINGTON ST.	11/14/18	*	17	1-2	.500	0-1	.000	3-4	.750	0	4	4	1.8	4	1	1	2	0	5	2.5
SOUTHERN UTAH	11/18/18	*	16	0-1	.000	0-0	.000	0-0	.000	0	1	1	1.6	3	0	0	0	0	0	2.0
DENVER	11/23/18		16	2-5	.400	0-0	.000	2-2	1.000	1	4	5	2.2	1	0	0	2	0	6	2.7
FAIRFIELD	11/24/18		13	3-4	.750	0-0	.000	1-3	.333	2	4	6	2.7	3	0	0	0	0	7	3.3
LONGWOOD	11/25/18		9	1-1	1.000	0-0	.000	0-0	.000	0	1	1	2.5	4	0	0	0	0	2	3.1
NORTHWEST (WA)	11/28/18		10	2-3	.667	0-0	.000	1-2	.500	2	3	5	2.8	3	1	1	2	0	5	3.3
EASTERN WASH.	12/01/18		14	1-1	1.000	0-0	.000	0-0	.000	0	1	1	2.6	3	0	0	0	1	2	3.2
OMAHA	12/06/18		24	5-6	.833	0-1	.000	1-2	.500	1	3	4	2.7	1	0	0	3	0	11	3.9
at Washington	12/09/18		13	1-2	.500	0-0	.000	0-0	.000	0	0	0	2.5	2	1	0	1	0	2	3.8
at Portland	12/17/18		16	1-4	.250	0-1	.000	0-0	.000	1	0	1	2.4	2	0	2	0	0	2	3.6
PRAIRIE VIEW	12/20/18		10	2-2	1.000	0-0	.000	3-3	1.000	2	1	3	2.4	3	1	0	2	0	7	3.9
at California	12/29/18		4	0-0	.000	0-0	.000	0-0	.000	0	1	1	2.3	3	0	0	0	0	0	3.6
at CSU Bakersfield	01/03/19		13	0-1	.000	0-1	.000	0-0	.000	0	3	3	2.4	1	1	1	1	0	0	3.4
at Grand Canyon	01/05/19		7	1-2	.500	0-0	.000	4-4	1.000	1	1	2	2.4	1	0	0	0	0	6	3.5
at Utah Valley	01/12/19	*	14	1-2	.500	0-0	.000	0-0	.000	1	0	1	2.3	5	0	0	0	0	2	3.4
NEW MEXICO ST.	01/17/19		25	1-4	.250	0-1	.000	2-2	1.000	0	4	4	2.4	5	1	1	0	1	4	3.5
UTRGV	01/19/19		24	0-1	.000	0-0	.000	1-2	.500	1	3	4	2.5	3	2	0	1	1	1	3.4
at Chicago State	01/24/19		dnp	-	-	-	-	-	-	-	-	-	-	-	-	-	-	-	-	-
Totals		4	280	23-49	.469	0-9	.000	21-28	.750	13	36	49	2.5	54	9	7	15	4	67	3.4

Games played: 20
 Minutes/game: 14.0
 Points/game: 3.4
 FG Pct: 46.9
 3FG Pct: 0.0
 FT Pct: 75.0

Rebounds/game: 2.5
 Assists/game: 0.5
 Turnovers/game: 0.4
 Assist/turnover ratio: 1.3
 Steals/game: 0.2
 Blocks/game: 0.8

CAREER STATS

		Total			3-Point		Rebounds										
Year	GP-GS	Min/Avg	FG-FGA	Pct	FG-FGA	Pct	FT-FTA	Pct	Off-Def	Tot	Avg	PF-FO	Ast	TO	Blk	Stl	Pts/Avg
2018-19	20-4	280/14.0	23-49	.469	0-9	.000	21-28	.750	13-36	49	2.5	54-2	9	7	15	4	67/3.4
TOTAL	20-4	280/14.0	23-49	.469	0-9	.000	21-28	.750	13-36	49	2.5	54-2	9	7	15	4	67/3.4

SINGLE-GAME HIGHS

Points: 11, Omaha -- 12/06/18
 Rebounds: 6, Fairfield -- 11/24/18
 Assists: 1, 6 times
 Steals: 1, New Mexico St. -- 01/17/19 ; at Stanford -- 11/06/18 ; Eastern Wash. -- 12/01/18
 Blocks: 3, Omaha -- 12/06/18
 FG made: 5, Omaha -- 12/06/18
 FG attempts: 6, Omaha -- 12/06/18
 3FG attempts: 2, at Stanford -- 11/06/18
 FT made: 4, at Grand Canyon -- 01/05/19
 FT attempts: 4, at Grand Canyon -- 01/05/19 ; Puget Sound -- 11/08/18 ; Washington St. -- 11/14/18



#41 Wall, Joe

Opponent	Date	gs	min	Total		3-Pointers		Free throws		Rebounds				pf	a	t/o	blk	stl	pts	avg
				fg-fga	pct	3fg-fga	pct	ft-fga	pct	off	def	tot	avg							
at Stanford	11/06/18		1	1-1	1.000	1-1	1.000	0-0	.000	0	0	0	0.0	0	0	0	0	0	3	3.0
PUGET SOUND	11/08/18		2	0-1	.000	0-1	.000	0-0	.000	0	0	0	0.0	1	0	0	0	0	0	1.5
BRYANT	11/11/18		1	0-0	.000	0-0	.000	0-0	.000	0	0	0	0.0	0	0	0	0	0	0	1.0
LONGWOOD	11/25/18		2	0-1	.000	0-1	.000	0-0	.000	0	0	0	0.0	0	0	0	0	0	0	0.8
NORTHWEST (WA)	11/28/18		1	0-0	.000	0-0	.000	0-0	.000	0	0	0	0.0	0	0	0	0	0	0	0.6
PRAIRIE VIEW	12/20/18		3	1-2	.500	0-1	.000	0-0	.000	1	0	1	0.2	0	0	0	0	0	2	0.8
UTRGV	01/19/19		0	0-0	.000	0-0	.000	0-0	.000	0	0	0	0.1	1	0	0	0	0	0	0.7
at Chicago State	01/24/19		1	1-2	.500	1-2	.500	0-0	.000	0	1	1	0.3	0	0	0	0	0	3	1.0
Totals		0	11	3-7	.429	2-6	.333	0-0	.000	1	1	2	0.3	2	0	0	0	0	8	1.0

Games played: 8

Rebounds/game: 0.3

Minutes/game: 1.4

Points/game: 1.0

FG Pct: 42.9

3FG Pct: 33.3

CAREER STATS

Year	GP-GS	Min/Avg	Total		3-Point		FT-FTA	Pct	Off-Def	Tot	Avg	PF-FO	Ast	TO	Blk	Stl	Pts/Avg
			FG-FGA	Pct	FG-FGA	Pct											
2018-19	8-0	11/1.4	3-7	.429	2-6	.333	0-0	.000	1-1	2	0.3	2-0	0	0	0	0	8/1.0
TOTAL	8-0	11/1.4	3-7	.429	2-6	.333	0-0	.000	1-1	2	0.3	2-0	0	0	0	0	8/1.0

SINGLE-GAME HIGHS

Points: 3, at Chicago State -- 01/24/19 ; at Stanford -- 11/06/18

Rebounds: 1, at Chicago State -- 01/24/19 ; Prairie View -- 12/20/18

FG made: 1, at Chicago State -- 01/24/19 ; at Stanford -- 11/06/18 ; Prairie View -- 12/20/18

FG attempts: 2, at Chicago State -- 01/24/19 ; Prairie View -- 12/20/18

3FG made: 1, at Chicago State -- 01/24/19 ; at Stanford -- 11/06/18

3FG attempts: 2, at Chicago State -- 01/24/19



2018-19 BOX SCORES

Official Basketball Box Score -- Game Totals -- Final Statistics Seattle U vs Stanford 11/06/18 7:00 pm at Stanford, CA (Maples Pavilion)

Seattle U 74 • 0-1

#	Player	Total			3-Ptr		Rebounds			PF	TP	A	TO	Blk	Stl	Min
		FG-FGA	FG-FGA	FT-FTA	Off	Def	Total									
01	Carter, Myles	f	2-5	0-1	2-5	1	2	3	5	6	0	2	1	0	0	18
05	Kavas, Matej	g	4-7	1-3	4-6	1	3	4	3	13	0	2	0	0	0	34
13	Means, Morgan	g	5-7	1-1	0-0	0	1	1	2	11	2	2	0	0	0	31
23	Brown, Terrell	g	6-15	0-1	4-6	3	3	6	1	16	4	2	0	0	0	24
24	Jones, Delante	g	1-9	0-3	0-0	0	1	1	2	2	0	1	0	0	0	22
00	McDowell, Dashawn	g	2-7	0-0	0-0	1	2	3	4	4	0	0	0	0	1	19
02	Burke, Ian	g	0-0	0-0	1-2	1	0	1	0	1	0	0	0	0	0	3
10	Nettles, Aaron	g	0-1	0-1	0-0	0	0	0	2	0	0	1	0	0	0	9
11	Economou, Rip	g	1-2	0-1	0-0	0	0	0	0	2	0	0	0	0	0	5
12	Da Campo, Mattia	g	0-0	0-0	1-2	1	2	3	0	1	1	0	0	0	0	4
14	Vail, Matt	g	0-0	0-0	0-0	0	0	0	0	0	0	0	0	0	0	1
15	Hopkins, Trey	g	0-0	0-0	0-0	0	0	0	0	0	0	0	0	0	0	6
25	Hundal, Anand	g	5-6	3-4	0-0	2	1	3	2	13	0	0	0	0	0	13
35	Grigsby, Riley	g	1-4	0-2	0-0	1	0	1	4	2	0	0	0	0	1	8
41	Wall, Joe	g	1-1	1-1	0-0	0	0	0	0	3	0	0	0	0	0	1
Team						1	3	4								
Totals			28-64	6-18	12-21	12	18	30	25	74	7	11	1	2	2	198
FG % 1st Half: 14-28 50.0% 2nd half: 14-36 38.9% Game: 28-64 43.8% Deadball																
3FG % 1st Half: 4-7 57.1% 2nd half: 2-11 18.2% Game: 6-18 33.3% Rebounds																
FT % 1st Half: 4-6 66.7% 2nd half: 8-15 53.3% Game: 12-21 57.1% 4.1																

Stanford 96 • 2-0

#	Player		Total		3-Ptr		Rebounds			PF	TP	A TO Blk Stl				Min
			FG-FGA	FG-FGA	FT-FTA	FT-FTA	Off	Def	Tot			A	TO	Blk	Stl	
00	KZ Okpala	f	8-12	2-2	11-13	1	9	10	2	29	5	3	3	1	36	
13	Oscar Da Silva	f	2-3	0-1	0-0	1	5	6	3	4	2	3	1	1	21	
20	Josh Sharma	c	3-7	0-0	2-2	1	4	5	3	8	1	1	1	0	13	
01	Daejon Davis	g	4-7	1-1	6-7	0	0	0	4	15	2	2	0	0	21	
23	Cornac Ryan	g	5-8	5-6	1-1	1	3	4	2	16	1	1	0	2	33	
04	Isaac White		0-1	0-1	2-2	0	0	0	1	2	0	1	0	0	6	
11	Jaiden Delaire		3-7	2-3	0-0	0	5	5	5	8	0	2	1	0	25	
14	Marcus Sheffield		2-5	1-1	5-6	1	0	1	1	10	1	0	0	0	20	
15	Rodney Herenton		0-0	0-0	0-0	0	0	0	0	0	0	0	0	0	3	
32	Lukas Kisunas		1-3	0-0	0-0	1	0	1	2	2	0	0	0	0	5	
33	Trevor Stanback		1-3	0-0	0-2	1	2	3	0	2	0	0	0	0	17	
Team						3	0	3								
Totals				29-56	11-15	27-33	10	28	38	23	96	12	13	6	4	200
FG % 1st Half: 11-26			42.3%	2nd half: 18-30		60.0%	Game: 29-56		51.8%	Deadball						
3FG % 1st Half: 3-4			75.0%	2nd half: 8-11		72.7%	Game: 11-15		73.3%	Rebounds						
FT % 1st Half: 15-21			71.4%	2nd half: 12-12		100.0	Game: 27-33		81.8%	4,1						

Officials: Randy McCall, Glen Mayberry, Chad Shepherd
Technical fouls: Seattle U-None. Stanford-None.
Attendance: 3365
2018-19 Men's Basketball. Round: 0. Seattle U vs Stanford. Played at .

Score by periods	1st	2nd	Total
Seattle U	36	38	74
Stanford	40	56	96

Official Basketball Box Score -- Game Totals -- Final Statistics Bryant vs Seattle U 11/11/18 7:00 pm at Kent, WA (accesso ShoWare Center)

Bryant 59 • 0-2

#	Player	Total			3-Ptr			Rebounds			PF	TP	A TO Blk Stl				Min
		FG-FGA	FG-FGA	FT-FTA	Off	Def	Tot	PF	TP	A			TO	Blk	Stl		
01	Juan Cardenas	f	0-3	0-1	1-2	0	4	4	3	1	0	0	1	1	1	20	
25	Patrick Harding	f	1-3	0-0	0-0	0	6	6	2	2	0	1	1	1	1	17	
03	Byron Hawkins	g	5-12	2-7	7-10	0	1	1	1	19	1	1	0	1	1	34	
11	Adam Grant	g	5-14	2-8	0-0	3	1	4	2	12	1	5	1	2	1	33	
22	Joe Kasperzyk	g	3-6	0-2	3-3	0	0	0	5	9	1	3	1	2	1	19	
02	Brandon Carroll	g	0-0	0-0	1-2	0	1	1	1	1	0	0	0	0	2	4	
10	Taylor McHugh	g	1-3	1-3	0-0	1	1	2	1	3	4	1	0	0	0	27	
13	Monty Urmilevicius	g	0-0	0-0	2-2	1	3	4	0	2	0	1	0	0	0	8	
14	Kyle Cardaci	g	0-3	0-3	2-2	0	3	3	3	2	0	0	0	0	0	9	
21	Tanner Johnson	g	0-2	0-2	0-0	0	0	0	1	0	0	1	0	0	0	11	
54	Sebastian Townes	g	2-5	0-0	4-4	1	2	3	5	8	0	0	0	0	0	18	
Team						0	0	0									
Totals			17-51	5-26	20-25	6	22	28	24	59	7	13	4	9	9	200	
FG % 1st Half: 9-27		33.3%	2nd half: 8-24		33.3%	Game: 17-51		33.3%	Deadball						Rebounds		
3FG % 1st Half: 2-11		18.2%	2nd half: 3-15		20.0%	Game: 5-26		19.2%							3,2		
FT % 1st Half: 4-4		100.0	2nd half: 16-21		76.2%	Game: 20-25		80.0%									

Seattle U 82 • 2-1

#	Player	Total			3-Ptr		Rebounds		PF	TP	A TO Blk Stl				Min
		FG-FGA	FG-FGA	FT-FTA	Off	Def	Total	A			TO	Blk	Stl		
01	Carter, Myles	f	10-17	1-1	4-6	6	5	11	4	25	2	3	3	0	33
05	Kavas, Matej	g	2-9	1-5	0-0	1	3	4	3	5	1	0	0	2	28
13	Means, Morgan	g	7-13	2-5	5-7	0	8	8	2	21	3	3	0	0	37
24	Jones, Delante	g	3-13	1-7	1-2	3	4	7	1	8	0	2	0	1	26
35	Grigsby, Riley	g	0-1	0-1	0-0	0	2	2	3	0	1	1	0	0	14
00	McDowell, Dashawn	g	0-0	0-0	0-0	0	1	1	0	0	0	1	0	0	6
02	Burke, Ian	g	0-0	0-0	3-4	0	1	1	2	3	0	2	0	1	4
10	Nettles, Aaron	g	2-3	2-3	0-0	0	1	1	0	6	0	0	0	1	15
11	Economou, Rip	g	0-0	0-0	0-0	0	0	0	1	0	0	0	0	0	3
12	Da Campo, Mattia	g	0-0	0-0	0-0	0	1	1	0	0	0	0	0	0	3
14	Vail, Matt	g	0-0	0-0	0-0	0	0	0	0	0	0	0	0	0	1
15	Hopkins, Trey	g	0-2	0-0	0-0	1	0	1	0	0	0	1	0	1	4
23	Brown, Terrell	g	5-6	0-0	2-4	1	2	3	5	12	3	0	0	2	22
25	Hundal, Anand	g	1-1	0-0	0-0	1	0	1	2	2	0	0	0	0	3
41	Wall, Joe	g	0-0	0-0	0-0	0	0	0	0	0	0	0	0	0	1
Team						0	0	0							
Totals			30-65	7-22	15-23	13	28	41	23	82	10	13	3	8	200
FG % 1st Half: 14-34		41.2%	2nd half: 16-31		51.6%	Game: 30-65		46.2%	Deadball						Rebounds
3FG % 1st Half: 2-9		22.2%	2nd half: 5-13		38.5%	Game: 7-22		31.8%							6,2
FT % 1st Half: 3-5		60.0%	2nd half: 12-18		66.7%	Game: 15-23		65.2%							

Officials: Jimmy Casas, Greg Nixon, Mark Cook
Technical fouls: Bryant-None. Seattle U-None.
Attendance: 1236
2018-19 Men's Basketball. Round: 0. Bryant vs Seattle U. Played at .

Score by periods	1st	2nd	Total
Bryant	24	35	59
Seattle U	33	49	82

Start FG - Bryant 2nd-01:45, SU 2nd-01:47.
Largest lead - Bryant None, SU led for 36:01. Game was tied for 03:59.

Score tied - 2 times.
Lead changed - 0 times.

Official Basketball Box Score -- Game Totals -- Final Statistics Puget Sound vs Seattle U 11/08/18 7:00 pm at Seattle, WA (Redhawk Center)

Puget Sound 67

#	Player		Total		3-Ptr		Rebounds			PF	TP	A TO Blk Stl				Min
			FG	FGA	FG	FGA	FT	FTA	Off			Def	Tot	A	TO	
24	Zion Shepherd	f	5-11	0-0	3-4		2	1	3	2	13	0	2	2	2	22
10	Stellan Roberts	c	4-12	1-3	5-6		1	7	8	4	14	2	5	0	0	31
21	Jimmy Wohrer	g	5-20	1-10	0-0		2	0	2	2	11	0	3	0	1	35
25	Max Basile	g	1-5	1-2	4-4		1	5	6	4	7	0	4	0	1	25
33	Gabriel Chaikin	g	4-6	0-1	5-7		1	1	2	3	13	0	1	0	1	23
00	Jakhal Dillingham		0-0	0-0	2-2		0	0	0	0	2	0	0	0	0	5
01	Cal Hansen		1-2	0-0	2-2		0	3	3	0	4	1	0	0	0	21
05	Zach Gelacio		1-3	0-1	1-2		1	0	1	2	3	0	2	0	0	17
22	Josh McMillan		0-0	0-0	0-0		0	2	2	2	0	0	0	0	0	7
30	Isaiah Africano		0-0	0-0	0-0		0	1	1	5	0	0	1	0	0	10
32	Griffin Webb		0-0	0-0	0-0		0	1	1	0	0	0	0	0	0	3
Team							0	0	0							
Totals				21-59	3-17	22-27	8	21	29	24	67	3	18	2	8	199
FG % 1st Half: 10-31			32.3%	2nd half: 11-28	39.3%	Game: 21-59			35.6%	Deadball Rebounds 2,1						
3FG % 1st Half: 2-8			25.0%	2nd half: 1-9	11.1%	Game: 3-17			17.6%							
FT % 1st Half: 4-4			100%	2nd half: 18-23	78.3%	Game: 22-27			81.5%							



2018-19 BOX SCORES

Official Basketball Box Score -- Game Totals -- Final Statistics Southern Utah vs Seattle U 11/18/18 2:00 pm at Seattle, WA (Redhawk Center)

Southern Utah 73 • 2-0

#	Player	Total		3-Ptr		Rebounds		PF	TP	A	TO	Blk	Stl	Min
		FG-FGA	FG-FGA	FT-FTA	Off Def Tot									
25	Dwayne Morgan	r	3-8	1-4	0-0	0 5 5	3 7	0 3 1	1	27				
32	Andre Adams	r	6-14	0-3	3-4	2 6 8	2 15	0 1 0	0	30				
03	Jason Richardson	g	0-5	0-0	2-3	1 1 2	1 2	1 2 0	0	16				
04	Dre Marin	g	2-4	1-2	3-4	0 1 1	1 8	2 0 0	2	37				
23	Cameron Oluyitan	g	5-10	1-3	4-4	0 2 2	0 15	1 3 1	2	34				
02	Brandon Better	g	3-7	2-2	5-5	1 1 2	1 13	0 0 0	0	13				
10	Jacob Calloway	g	0-0	0-0	1-2	0 2 2	0 1	0 0 0	0	10				
15	Harrison Butler	g	3-4	0-0	3-5	2 6 8	3 9	1 2 0	0	23				
22	Ivan Madunic	g	1-3	1-2	0-0	0 5 5	2 3	1 0 1	0	10				
Team					1 6 7									
Totals			23-55	6-16	21-27	7 35 42	13 73	6 11 3	5	200				

FG % 1st Half: 10-29 34.5% 2nd half: 13-26 50.0% Game: 23-55 41.8% Deadball Rebounds 3
3FG % 1st Half: 3-11 27.3% 2nd half: 3-5 60.0% Game: 6-16 37.5%
FT % 1st Half: 12-14 85.7% 2nd half: 9-13 69.2% Game: 21-27 77.8%

Seattle U 70 • 3-2

#	Player	Total		3-Ptr		Rebounds		PF	TP	A	TO	Blk	Stl	Min
		FG-FGA	FG-FGA	FT-FTA	Off Def Tot									
01	Carter, Myles	r	7-10	0-0	0-5	2 5 7	3 14	2 1 3	0	25				
05	Kavas, Matej	g	5-13	2-7	0-0	1 6 7	2 12	0 3 0	2	32				
13	Means, Morgan	g	5-15	3-7	1-1	4 3 7	5 14	2 0 0	1	39				
24	Jones, Delante	g	6-13	2-6	2-2	0 1 1	2 16	0 5 0	1	31				
35	Grigsby, Riley	g	0-1	0-0	0-0	0 1 1	3 0	0 0 0	0	16				
10	Nettles, Aaron	g	3-5	3-5	0-0	0 2 2	3 9	0 0 0	2	17				
12	Da Campo, Mattia	g	0-2	0-0	0-0	0 0 0	0 0	0 1 0	0	4				
23	Brown, Terrell	g	2-10	1-1	0-0	1 6 7	4 5	1 2 0	0	32				
25	Hundal, Anand	g	0-0	0-0	0-0	0 1 1	0 0	0 0 0	0	4				
Team					2 3 5									
Totals			28-69	11-26	3-8	10 28 38	22 70	15 11 5	6	200				

FG % 1st Half: 13-33 39.4% 2nd half: 15-36 41.7% Game: 28-69 40.6% Deadball Rebounds 1
3FG % 1st Half: 4-11 36.4% 2nd half: 7-15 46.7% Game: 11-26 42.3%
FT % 1st Half: 1-1 100.0% 2nd half: 2-7 28.6% Game: 3-8 37.5%

Officials: Frank Harvey III, Michael Irving, Verne Harris
Technical fouls: Southern Utah-None. Seattle U-None.

Attendance: 999

2018-19 Men's Basketball. Round: 0. Seattle U vs Southern Utah. Played at .

Score by periods	1st	2nd	Total
Southern Utah	35	38	73
Seattle U	31	39	70

Points	In	Off	2nd	Fast	Bench
SU	30	9	7	14	26
SU	32	13	8	14	14

Last FG - SUU 2nd-01:53, SU 2nd-00:02.

Score tied - 5 times.

Official Basketball Box Score -- Game Totals -- Final Statistics Fairfield vs Seattle U 11/24/18 3:00 pm at Seattle, WA (Redhawk Center)

Fairfield 80 • 1-5

#	Player	Total		3-Ptr		Rebounds		PF	TP	A	TO	Blk	Stl	Min
		FG-FGA	FG-FGA	FT-FTA	Off Def Tot									
13	Jonathan Kasibabu	c	2-4	0-2	3-6	1 1 2	5 7	3 1 0	1	12				
00	Neffali Alvarez	g	7-15	2-4	0-1	1 3 4	3 16	3 3 0	0	25				
02	Taj Benning	g	1-6	0-1	3-3	0 3 3	4 5	2 1 0	1	27				
24	Jesus Cruz	g	6-11	1-3	0-0	2 4 6	5 13	0 0 0	1	29				
25	Landon Taliaferro	g	4-10	4-4	0-0	0 0 0	4 12	1 1 0	0	26				
01	Felix Lemetti	g	3-6	3-5	0-1	0 1 1	4 9	1 0 0	0	26				
05	Aidas Kavaliauskas	g	1-1	1-1	2-2	0 0 0	2 5	1 0 0	1	16				
11	Calvin Whipple	g	0-3	0-3	0-0	1 1 2	1 0	0 0 1	0	11				
14	Matija Milin	g	1-4	0-1	2-2	1 1 2	2 4	0 0 0	0	11				
15	Wasfeth Methnani	g	2-7	0-2	5-5	0 3 3	3 9	0 0 1	1	17				
Team					0 0 0									
Totals			27-67	11-26	15-20	6 17 23	33 80	11 7 2	6	200				

FG % 1st Half: 10-34 29.4% 2nd half: 17-33 51.5% Game: 27-67 40.3% Deadball Rebounds 3,2
3FG % 1st Half: 4-17 23.5% 2nd half: 7-9 77.8% Game: 11-26 42.3%
FT % 1st Half: 7-8 87.5% 2nd half: 8-12 66.7% Game: 15-20 75.0%

Seattle U 83 • 5-2

#	Player	Total		3-Ptr		Rebounds		PF	TP	A	TO	Blk	Stl	Min
		FG-FGA	FG-FGA	FT-FTA	Off Def Tot									
01	Carter, Myles	r	4-5	0-0	4-7	0 5 5	5 12	0 4 4	0	25				
05	Kavas, Matej	g	6-11	3-3	5-6	1 8 9	1 20	2 0 0	0	39				
13	Means, Morgan	g	1-7	1-2	13-16	2 7 9	3 16	2 6 0	0	35				
23	Brown, Terrell	g	2-6	0-0	4-8	1 4 5	2 8	5 0 0	1	33				
24	Jones, Delante	g	7-9	1-2	2-3	0 3 3	2 17	3 4 0	0	30				
10	Nettles, Aaron	g	1-2	1-2	0-0	0 2 2	2 3	1 0 0	0	16				
12	Da Campo, Mattia	g	0-0	0-0	0-0	1 0 1	0 0	0 0 0	0	2				
15	Hopkins, Trey	g	0-1	0-1	0-0	0 1 1	0 0	0 1 0	0	5				
25	Hundal, Anand	g	0-0	0-0	0-0	1 1 1	3 0	0 0 0	0	2				
35	Grigsby, Riley	g	3-4	0-0	1-3	2 4 6	3 7	0 0 0	0	13				
Team					0 0 0									
Totals			24-45	6-10	29-43	7 35 42	21 83	13 16 4	1	200				

FG % 1st Half: 10-19 52.6% 2nd half: 14-26 53.8% Game: 24-45 53.3% Deadball Rebounds 9,1
3FG % 1st Half: 4-6 66.7% 2nd half: 2-4 50.0% Game: 6-10 60.0%
FT % 1st Half: 14-22 63.6% 2nd half: 15-21 71.4% Game: 29-43 67.4%

Officials: Marc A. Beasley, Jimmy Casas, Gregory Nixon
Technical fouls: Fairfield-None. Seattle U-None.

Attendance: 809

2018-19 Men's Basketball. Round: 0. Fairfield vs Seattle U. Played at .

Score by periods	1st	2nd	Total
Fairfield	31	49	80
Seattle U	38	45	83

Points	In	Off	2nd	Fast	Bench
FU	30	15	4	9	27
SU	28	9	8	9	10

@seattleumb • #TogetherWeSoar

Official Basketball Box Score -- Game Totals -- Final Statistics Denver vs Seattle U 11/23/18 3:00 pm at Seattle, WA (Redhawk Center)

Denver 63 • 1-3

#	Player	Total		3-Ptr		Rebounds		PF	TP	A	TO	Blk	Stl	Min
		FG-FGA	FG-FGA	FT-FTA	Off Def Tot									
25	Ronnie Harrell Jr.	r	2-8	0-2	0-0	0 1 1	2 4	2 3 0	0	23				
30	Donoven Carlisle	r	3-4	1-1	1-2	2 6 8	1 8	1 0 1	2	31				
32	Abiola Akintola	r	1-8	0-0	0-0	3 4 7	2 2	0 0 0	0	17				
00	Ade Murkey	g	2-5	0-0	1-2	0 2 2	2 5	1 2 2	0	23				
04	Taelyr Gatlin	g	4-7	2-2	0-0	0 2 2	2 10	2 1 0	0	27				
01	David Nzekwesi	g	0-2	0-1	6-6	0 5 5	0 6	1 0 0	0	11				
03	Jase Townsend	g	4-11	3-6	0-0	0 3 3	2 11	1 3 0	0	21				
05	Elvin Rodriguez	g	3-4	0-0	2-3	1 0 1	1 8	1 0 0	0	16				
10	Joseph Lanzi	g	3-6	1-3	0-0	1 1 2	0 7	0 0 0	0	15				
12	Alperen Kurnaz	g	1-6	0-2	0-0	1 4 5	5 2	1 2 0	0	16				
Team					0 0 0									
Totals			23-61	7-17	10-13	8 28 36	17 63	10 12 4	2	200				

FG % 1st Half: 11-33 33.3% 2nd half: 12-28 42.9% Game: 23-61 37.7% Deadball Rebounds 1,1
3FG % 1st Half: 4-8 50.0% 2nd half: 3-9 33.3% Game: 7-17 41.2%
FT % 1st Half: 2-2 100.0% 2nd half: 8-11 72.7% Game: 10-13 76.9%

Seattle U 82 • 4-2

#	Player	Total			3-Ptr		Rebounds			PF	TP	A	TO	Blk	Stl	Min
		FG	FGA	FG-FGA	FT	FTA	Off	Def	Tot							
01	Carter, Myles	f	4-6	0-0	1-2	0	2	2	4	9	1	2	2	0	19	
05	Kavas, Matej	g	5-13	3-9	2-2	1	6	7	0	15	0	3	0	0	31	
13	Means, Morgan	g	8-13	6-9	4-4	0	3	3	3	26	2	0	0	2	32	
23	Brown, Terrell	g	3-11	0-0	2-5	4	7	11	1	8	10	0	0	1	37	
24	Jones, Delante	g	4-7	2-5	1-3	0	4	4	2	11	2	1	0	0	28	
02	Burke, Ian	g	0-1	0-1	0-0	0	0	0	0	0	0	0	0	0	2	
10	Nettles, Aaron	g	1-3	1-1	0-0	0	0	0	1	3	0	0	0	0	9	
11	Economou, Rip	g	0-1	0-1	0-0	0	0	0	1	0	0	0	0	0	3	
12	Da Campo, Mattia	g	0-0	0-0	0-0	0	0	0	0	0	0	1	0	0	4	
14	Vail, Matt	g	0-0	0-0	0-0	0	0	0	0	0	0	0	0	0	1	
15	Hopkins, Trey	g	1-2	0-1	0-0	1	0	1	0	2	0	0	0	0	13	
25	Hundal, Anand	g	1-1	0-0	0-0	1	4	5	2	2	0	0	0	0	5	
35	Grigsby, Riley	g	2-5	0-0	2-2	1	4	5	1	6	0	0	2	0	16	
	Team					0	1	1								
Totals			29-63	12-27	12-18	8	31	39	15	82	15	7	4	3	200	



Official Basketball Box Score -- Game Totals -- Final Statistics

Eastern Wash. vs Seattle U

12/01/18 5:00 pm at Seattle, WA (Redhawk Center)

Eastern Wash. 68 • 1-5

#	Player		Total	3-Ptr			Rebounds			PF	TP	A	TO	Blk	Stl	Min
			FG-FGA	FG-FGA	FT-FTA	Off	Def	Tot								
34	Jesse Hunt	f	9-16	3-7	5-7	2	8	10	4	26	1	2	0	1	1	31
02	Ty Gibson	g	0-3	0-3	0-0	1	2	3	3	0	0	0	0	0	0	26
10	Jacob Davison	g	1-5	0-3	1-1	0	2	2	1	3	1	2	0	0	0	21
11	Jack Perry	g	1-6	0-4	0-0	1	6	7	0	2	2	1	0	0	0	36
13	Luka Vuljic	g	7-12	0-3	4-6	0	3	3	3	18	3	2	0	0	0	29
00	Tyler Kidd		1-1	0-0	0-0	0	0	0	1	2	0	1	0	0	0	5
01	Austin Fadal		2-5	0-3	0-0	0	0	0	1	4	0	1	0	0	0	14
20	Cody Benzel		2-4	1-3	0-0	0	0	0	1	5	0	0	0	0	0	15
22	Elijah Jackson		2-2	0-0	1-4	0	2	2	3	5	1	1	1	1	1	13
24	Kim Aiken Jr.		0-1	0-1	0-0	0	5	5	0	0	1	0	0	0	0	4
35	Tanner Groves		1-3	1-1	0-0	1	0	1	2	3	0	1	0	0	0	6
	Team					0	0	0								

Totals				26-58	5-28	11-18	5	28	33	19	68	9	11	1	2	200
FG % 1st Half:	11-32	34.4%	2nd half:	15-26	57.7%	Game:	26-58	44.8%								Deadball
3FG % 1st Half:	2-17	11.8%	2nd half:	3-11	27.3%	Game:	5-28	17.9%								Rebound
FT % 1st Half:	1-1	100.0	2nd half:	10-17	58.8%	Game:	11-18	61.1%							5	

Seattle U 88 • 8-2

Seattle U 88 • 8-2																		
#	Player		Total		3-Ptr		Rebounds							A	T	Blk	Stl	Min
			FG-FGA	FG-FGA	FT-FTA	Off	Def	TP	PF	TP								
01	Carter, Myles	f	10-15	0-0	3-9	2	6	2	23	0	1	1	0				30	
05	Kavas, Matej	g	7-14	4-7	0-0	0	6	6	2	18	0	0	0	1			37	
13	Means, Morgan	g	5-11	2-5	4-5	1	4	5	3	16	7	0	0	5	4		40	
23	Brown, Terrrell	g	2-7	0-1	0-0	0	7	7	2	4	9	2	0	1			32	
24	Jones, Delante	g	8-14	2-5	1-1	3	3	6	3	19	2	2	1	0			30	
10	Nettles, Aaron		2-5	1-4	1-2	0	1	1	1	6	1	0	0	2			17	
35	Grigsby, Riley		1-1	0-0	0-0	0	1	1	3	2	0	0	0	1			14	
Team						0	0	0										
Totals			35-67	9-22	9-17	6	28	34	16	88	19	5	2	10			200	
FG % 1st Half: 16-35			45.7%	2nd half: 19-32		59.4%	Game: 35-67		52.2%									Deadball
3FG % 1st Half: 5-11			45.5%	2nd half: 4-11		36.4%	Game: 9-22		40.9%									Rebound
FT % 1st Half: 2-7			28.6%	2nd half: 7-10		70.0%	Game: 9-17		52.9%									6.

Officials: Ryan Holmes,Ruben Ramos,D.G. Nelson
Technical fouls: Eastern Wash.-None. Seattle U-None.
Attendance: 999

Officials: Ryan Holmes,Ruben Ramos,D.G. Nelson
 Technical fouls: Eastern Wash.-None. Seattle U-None.
 Attendance: 999
 2018-19 Men's Basketball. Round: 0. Eastern Wash. vs Seattle U. Played at .

Score by periods	1st	2nd	Total						
Eastern Wash.	25	43	68		In	Off	2nd	Fast	
Seattle U	39	49	88	Points	Paint	T/O	Chance	Break	Bench
				EWU	32	5	5	3	19

Points	22	17	20	30	42	14	9	3	8
--------	----	----	----	----	----	----	---	---	---

Last FG - EWU 2nd-04:24, SU 2nd-00:32.
Largest lead - EWU by 5 1st-16:18, SU by 20 2nd-11:07.
EWU led for 04:08, SU led for 34:54. Game was tied for 00:59.

Score tied - 1 time.
Lead changed - 4 times.

Official Basketball Box Score -- Game Totals -- Final Statistics

Seattle U vs Washington

12/09/18 6:00 pm at Seattle, WA (Alaska Airlines Arena)

Seattle U 62 • 9-3

Seattle U 62 • 9-3																
##	Player		Total		3-Ptr		Rebounds			PF	TP	A	TO	Blk	Stl	Min
			FG-FGA	FG-FGA	FT-FTA	Off	Def	Total								
01	Carter, Myles	f	6-15	0-0	3-6	4	3	7	4	15	2	2	0	1	31	
05	Kavas, Matej	g	1-7	1-4	6-7	1	6	7	3	9	0	2	0	0	34	
13	Means, Morgan	g	8-16	3-7	2-2	0	2	2	4	21	3	2	0	3	40	
23	Brown, Terrell	g	2-9	0-0	1-2	2	4	6	3	5	9	3	1	1	37	
24	Jones, Delante	g	3-11	2-5	2-2	2	2	4	1	10	1	1	0	1	37	
30	Nettles, Aaron		0-0	0-0	0-0	0	1	1	0	0	0	1	0	1	8	
15	Grigsby, Riley		1-2	0-0	0-0	0	0	0	2	2	1	0	1	0	13	
	Team					1	1	2								
Totals			21-60	6-16	14-19	10	19	29	17	62	16	11	2	7	200	
FG % 1st Half: 10-29 34.5%			2nd half: 11-31 35.5%			Game: 21-60 35.0%			Deadball							

Washington 70 • 7-3

Washington 70 • 7-3

#	Player		Total			3-Ptr			Rebounds			PF	TP	A	TO	Blk	Stl	Min
			FG-FGA	FG-FGA	FT-FTA	Off	Def	Tot										
04	Matisse Thybulle	f	2-6	0-3	2-4	1	2	3	3	6	3	2	3	3				27
13	Hameir Wright	f	0-2	0-1	0-0	0	2	2	1	0	0	0	0	0				14
15	Noah Dickerson	f	4-6	0-0	5-6	3	3	6	3	13	1	0	0	0	2			25
01	David Crisp	f	4-12	1-4	2-2	1	3	4	2	11	1	2	0	2				36
05	Jaylen Nowell	g	7-13	1-2	3-4	2	7	9	2	18	3	5	1	0				36
00	Jamal Bey		1-1	0-0	0-1	0	1	1	0	2	1	1	0	0				8
11	Nahziah Carter		2-5	1-1	0-0	0	1	1	1	5	0	3	0	1				17
22	Dominic Green		4-7	3-6	0-0	0	7	7	1	11	0	2	1	0				26
33	Sam Timmins		2-3	0-0	0-0	1	2	3	2	4	0	1	1	0				11
Team						3	1	4										
Totals			26-55	6-17	12-17	11	29	40	15	70		9	16	6	8			200
FG % 1st Half: 16-28			57.1%	2nd half: 10-27	37.0%	Game: 26-55			47.3%			Deadball Rebound 2,2						
3FG % 1st Half: 6-9			66.7%	2nd half: 0-8	0.0%	Game: 6-17			35.3%									
FT % 1st Half: 3-6			50.0%	2nd half: 9-11	81.8%	Game: 12-17			70.6%									

Officials: Chris Rastatter,Randy McCall,Michael Irving
 Technical fouls: Seattle U-None. Washington-TEAM.
 Attendance: 6688

Score by periods	1st	2nd	Total	In	Off	2nd	Fast
------------------	-----	-----	-------	----	-----	-----	------

Score by periods	1st	2nd	Total
Seattle U	34	28	62
Washington	41	29	70

	In Paint	Off T/O	2nd Chance	Fast Break	Bench
Points SU	24	11	3	1	2
UW	36	10	13	11	22

Last FG - SU 2nd-01:24, UW 2nd-01:03. Score tied - 3 times.
 Largest lead - SU by 5 1st-18:15, UW by 20 2nd-13:21. Lead changed - 1 time.
 SU led for 02:04, UW led for 34:22. Game was tied for 03:29.

2018-19 SEATTLE U MEN'S BASKETBALL GAME NOTES • 30



2018-19 BOX SCORES

Official Basketball Box Score -- Game Totals -- Final Statistics Seattle U vs Portland 12/17/18 7:00 pm at Portland, OR (Chiles Center)

Seattle U 67 • 10-3

#	Player	Total		3-Ptr		Rebounds			PF	TP	A	TO	Blk	Stl	Min
		FG-FGA	FG-FGA	FT-FTA	FT-FTA	Off	Def	Tot							
12	Carter, Myles	f	3-5	0-0	5-7	4	8	12	4	11	0	1	2	2	30
05	Kavas, Matej	g	4-9	2-4	1-4	0	5	5	2	11	0	2	1	0	35
13	Means, Morgan	g	4-10	1-4	7-10	0	6	6	4	16	3	4	0	0	35
23	Brown, Terrell	g	7-10	0-0	3-4	2	9	11	2	17	1	5	0	1	34
24	Jones, Delante	g	2-11	1-3	0-0	1	5	6	3	5	0	2	1	0	35
10	Nettles, Aaron	g	1-2	1-2	2-2	0	0	0	2	5	0	0	0	0	15
12	Da Campo, Mattia	g	0-0	0-0	0-0	0	0	0	0	0	0	0	0	0	0+
15	Hopkins, Trey	g	0-0	0-0	0-0	0	0	0	0	0	0	0	0	0	0+
35	Grigsby, Riley	g	1-4	0-1	0-0	1	0	1	2	2	0	2	0	0	16
Team						2	0	2							
Totals			22-51	5-14	18-27	10	33	43	19	67	4	16	4	3	200

FG % 1st Half: 15-27 55.6% 2nd half: 7-24 29.2% Game: 22-51 43.1% Deadball Rebounds 6
3FG % 1st Half: 4-7 57.1% 2nd half: 1-7 14.3% Game: 5-14 35.7%
FT % 1st Half: 5-10 50.0% 2nd half: 13-17 76.5% Game: 18-27 66.7%

Portland 56 • 6-7

#	Player	Total		3-Ptr		Rebounds			PF	TP	A	TO	Blk	Stl	Min
		FG-FGA	FG-FGA	FT-FTA	FT-FTA	Off	Def	Tot							
12	Theo Akwuba	c	0-2	0-0	0-2	1	0	1	3	0	0	0	1	0	9
02	JoJo Walker	g	5-13	1-4	2-4	1	3	4	3	13	2	2	0	5	34
10	Marcus Shaver Jr.	g	4-16	3-7	0-0	0	1	1	5	11	1	3	0	1	31
11	Josh McSwiggan	g	5-12	2-6	2-2	1	4	5	2	14	2	3	0	0	35
13	Franklin Porter	g	1-6	0-2	0	0	5	5	4	2	3	2	1	0	38
01	Malcolm Porter	g	0-1	0-0	1-2	0	0	0	0	1	0	0	0	0	5
14	Tahirou Diabate	g	2-3	0-0	0-3	1	3	4	2	4	0	2	2	0	19
32	Hugh Hogland	g	1-1	0-0	2-6	5	1	6	2	4	0	2	1	0	10
33	Jacob Tryon	g	2-3	0-0	0-0	2	2	4	0	4	1	1	0	0	9
55	Xavier Hallinan	g	1-1	1-1	0-0	0	0	0	0	3	1	0	0	0	10
Team						2	2	4							
Totals			21-58	7-20	7-19	13	21	34	21	56	10	15	5	6	200

FG % 1st Half: 8-25 32.0% 2nd half: 13-33 39.4% Game: 21-58 36.2% Deadball Rebounds 3,1
3FG % 1st Half: 4-9 44.4% 2nd half: 3-11 27.3% Game: 7-20 35.0%
FT % 1st Half: 2-6 33.3% 2nd half: 5-13 38.5% Game: 7-19 36.8%

Officials: Levon Zakarian, Mike Scyphers, Eric Curry
Technical fouls: Seattle U-None. Portland-Tahirou Diabate.
Attendance: 1553
2018-19 Men's Basketball. Round: 0. Portland vs Seattle U. Played at .

Score by periods				Points			
	1st	2nd	Total	SU	UP	In Paint	Off T/O
Seattle U	39	28	67	26	13	12	8
Portland	22	34	56	22	10	16	9

Last FG - SU 2nd-01:45, UP 2nd-00:47.
Largest lead - SU by 21 2nd-02:48, UP None.
SU led for 39:16. UP led for 00:00. Game was tied for 00:44.
Score tied - 0 times.
Lead changed - 0 times.

Official Basketball Box Score -- Game Totals -- Final Statistics Prairie View vs Seattle U 12/20/18 7:00 pm at Seattle, WA (Redhawk Center)

Prairie View 64 • 1-10

#	Player	Total		3-Ptr		Rebounds			PF	TP	A	TO	Blk	Stl	Min
		FG-FGA	FG-FGA	FT-FTA	FT-FTA	Off	Def	Tot							
13	Iwin Ellis	f	1-1	0-0	0-1	1	0	1	0	2	0	1	0	0	11
00	Chancellor Ellis	g	1-5	0-2	0-0	0	0	0	0	2	0	1	0	0	13
01	Taishawn Johnson	g	0-3	0-2	1-2	0	2	2	2	1	1	2	0	0	17
03	Gary Blackston	g	7-15	3-5	5-11	2	5	7	1	22	1	1	1	1	30
15	Gerard Andrus	g	1-4	0-0	0-0	0	2	2	3	2	0	1	0	0	17
02	Darius Williams	g	1-8	0-3	2-2	0	1	1	3	4	1	0	0	0	21
04	Antione Lister	g	5-7	0-0	6-6	2	2	4	0	16	0	1	0	0	24
10	Tyler Singleton	g	0-0	0-0	0-0	1	1	2	1	0	0	0	0	0	11
11	Dennis Jones	g	0-4	0-2	0-2	0	1	1	0	0	0	3	0	0	22
12	Elijah Holifield	g	0-1	0-1	0-0	0	0	0	0	0	0	0	0	0	4
14	Leon Sneed	g	0-1	0-0	1-2	0	0	0	0	1	0	0	0	0	4
21	Falke Williams	g	0-1	0-0	0-0	0	0	0	0	1	0	0	0	0	8
23	Devonte Patterson	g	3-5	0-0	8-11	1	3	4	14	1	0	0	0	0	18
Team						3	0	3							
Totals			19-55	3-15	23-37	10	17	27	64	4	10	1	1	1	200

FG % 1st Half: 7-26 26.9% 2nd half: 12-29 41.4% Game: 19-55 34.5% Deadball Rebounds 6
3FG % 1st Half: 0-7 0.0% 2nd half: 3-8 37.5% Game: 3-15 20.0%
FT % 1st Half: 7-16 43.8% 2nd half: 16-21 76.2% Game: 23-37 62.2%

Seattle U 102 • 11-3

#	Player		Total		3-Ptr		Rebounds			PF	TP	A	TO	Blk	Stl	Min
			FG-FGA	FG-FGA	FT-FTA	Off	Def	Tot								
01	Carter, Myles	f	9-10	0-0	4-6	3	6	9	5	22	0	2	0	0	0	29
05	Kavas, Matej	g	7-9	4-5	0-0	0	9	9	2	18	4	1	0	0	0	29
13	Means, Morgan	g	8-13	4-7	2-2	0	4	4	22	4	1	0	2	32		
23	Brown, Terrell	g	2-2	0-0	4-4	1	2	3	1	8	5	3	0	0	0	17
24	Jones, Delante	g	1-4	1-3	4-4	0	2	2	3	7	2	1	0	0	0	19
02	Burke, Ian		0-1	0-1	0-0	0	2	2	1	0	0	0	0	0	0	6
10	Nettles, Aaron		2-2	1-1	0-0	0	1	1	0	5	1	2	0	2	14	
11	Economou, Rip		3-7	3-6	0-0	1	0	1	2	9	0	1	0	0	0	10
12	Da Campo, Mattia		0-3	0-0	0-0	1	1	2	0	0	2	0	0	0	0	12
14	Vail, Matt		0-0	0-0	0-0	0	1	1	0	0	0	0	1	0	0	4
15	Hopkins, Trey		1-5	0-2	0-0	0	0	0	2	2	0	1	0	0	0	8
25	Hundal, Anand		0-2	0-1	0-0	1	0	1	0	0	1	0	0	0	0	7
35	Grigsby, Riley		2-2	0-0	3-3	2	1	3	7	1	0	2	0	0	0	10
41	Wall, Joe		1-2	0-1	0-0	1	0	1	0	2	0	0	0	0	0	3
Team						0	2	2								
Totals			36-62	13-27	17-19	10	31	41	25	102	19	13	3	4	200	
FG 1st Half: 17-28 60.7% 2nd half: 19-34 55.9% Game: 36-62 58.1%																
3FG 1st Half: 5-11 45.5% 2nd half: 8-16 50.0% Game: 13-27 48.1%																
FT 1st Half: 12-14 85.7% 2nd half: 5-5 100.0% Game: 17-19 89.5%																
																Deadball Rebounds 1.

FG % 1st Half: 17-28 60.7% 2nd half: 19-34 55.9% Game: 36-62 58.1% Deadball Rebounds 1,1
3FG % 1st Half: 5-11 45.5% 2nd half: 8-16 50.0% Game: 13-27 48.1%
FT % 1st Half: 12-14 85.7% 2nd half: 5-5 100.0% Game: 17-19 89.5%

Officials: Kelly Pfeifer, Marques Pettigrew, Tom O'Neill
Technical fouls: Prairie View-None. Seattle U-None.
Attendance: 965
2018-19 Men's Basketball. Round: 0. Prairie View vs Seattle U. Played at .

Score by periods				Points			
	1st	2nd	Total	PVAM	SU	In Paint	Off T/O
Prairie View	21	43	64	28	12	14	13
Seattle U	51	51	102	42	11	15	6

Last FG - PVAM 2nd-00:29, SU 2nd-01:36.
Largest lead - PVAM None, SU by 42 2nd-07:19.
PVAM led for 00:00. SU led for 39:19. Game was tied for 00:41.
Score tied - 0 times.
Lead changed - 0 times.

Official Basketball Box Score -- Game Totals -- Final Statistics Seattle U vs California 12/29/18 5:00 pm at Berkeley, CA (Haas Pavilion)

Seattle U 82 • 12-3

#	Player	Total		3-Ptr		Rebounds			PF	TP	A	TO	Blk	Stl	Min
		FG-FGA	FG-FGA	FT-FTA	FT-FTA	Off	Def	Tot							
01	Carter, Myles	f	11-18	0-0	4-7	4	9	13	4	26	0	3	1	0	40
12	Da Campo, Mattia	g	0-0	0-0	0-0	1	1	2	5	0	0	1	0	2	27
13	Means, Morgan	g	4-12	0-3	16-16	2	4	6	4	24	3	4	0	1	40
23	Brown, Terrell	g	4-10	0-1	2-3	2	4	6	5	10	3	0	0	2	36
24	Jones, Delante	g	5-13	2-3	4-4	0	4	4	2	16	2	2	0	1	40
10	Nettles, Aaron	g	0-0	0-0	4-6	0	0	0	3	4	0	0	0	0	7
15	Hopkins, Trey	g	1-2	0-1	0-0	1	1	2	2	2	0	1	0	0	6
35	Grigsby, Riley	g	0-0	0-0	0-0	0	1	1	3	0	0	0	0	0	4
Team						4	0	4							
Totals			25-55	2-8	30-36	14	24	38	28	82	8	11	1	6	200

FG % 1st Half: 15-26 57.7% 2nd half: 10-29 34.5% Game: 25-55 45.5% Deadball Rebounds 4
3FG % 1st Half: 1-5 20.0% 2nd half: 1-3 33.3% Game: 2-8 25.0%
FT % 1st Half: 9-11 81.8% 2nd half: 21-25 84.0% Game: 30-36 83.3%

California 73 • 5-7

#	Player		Total		3-Ptr		Rebounds			PF	TP	A	TO	Blk	Stl	Min
			FG-FGA	FG-FGA	FT-FTA	FT-FTA	Off	Def	Tot							
11	Justice Sueing	f	4-11	1-5	6-6	1	3	4	3	15	2	0	0	0	0	36
22	Andre Kelly		2-6	0-0	3-4	5	5	10	5	7	2	2	4	1	1	34
24	Grant Antecivich	f	1-3	1-2	0-0	2	1	3	2	3	0	2	0	0	0	15
01	Darius McNeill		7-15	2-6	3-5	0	1	1	4	19	1	0	0	0	0	34
03	Paris Austin	g	5-12	0-0	10-11	0	5	5	3	20	2	3	0	1	1	32
02	Juhwan Harris-Dyson		1-3	0-0	0-0	1	3	4	3	2	0	3	1	1	1	20
15	Roman Davis		1-1	0-0	0-0	0	0	0	2	2	0	1	0	0	0	3
20	Matt Bradley		0-2	0-0	2-4	1	0	1	5	2	0	1	0	1	1	17
24	Jacobi Gordon		1-1	1-1	0-0	0	0	0	2	3	1	0	0	1	1	9
Team						2	0	2								
Totals			22-54	5-14	24-30	12	18	30	29	73	8	12	5	5	200	
FG % 1st Half: 9-21			42.9%	2nd half: 13-33	39.4%	Game: 22-54			40.7%	Deadball Rebound 2						
3FG % 1st Half: 3-4			75.0%	2nd half: 2-10	20.0%	Game: 5-14			35.7%							
FT % 1st Half: 10-13			76.9%	2nd half: 14-17	82.4%	Game: 24-30			80.0%							



2018-19 BOX SCORES

Official Basketball Box Score -- Game Totals -- Final Statistics Seattle U vs Grand Canyon 01/05/19 6:00 pm at Phoenix, AZ (GCU Arena)

Seattle U 57 • 12-5, 0-2 WAC

#	Player	Total		3-Ptr		Rebounds		PF	TP	A	TO	Bk	Stl	Min
		FG-FGA	FG-FGA	FT-FTA	FT-FTA	Off	Def							
01	Carter, Myles	f	2-10	0-0	2-2	1	3	4	5	6	0	3	1	0
05	Kavas, Matej	g	6-8	3-3	1-2	0	7	7	2	16	0	1	0	1
13	Means, Morgan	g	1-10	0-2	0-1	1	4	5	1	2	3	1	0	2
23	Brown, Terrell	g	5-16	0-0	2-4	0	6	6	4	12	3	3	0	0
24	Jones, Delante	g	4-8	2-3	5-7	1	2	3	3	15	3	3	0	1
10	Nettles, Aaron	g	0-0	0-0	0-0	0	0	0	1	0	0	0	0	0
11	Economou, Rip	g	0-2	0-2	0-0	1	0	1	0	0	0	0	0	0
12	Da Campo, Mattia	g	0-0	0-0	0-0	0	0	0	0	0	0	0	0	0
15	Hopkins, Trey	g	0-0	0-0	0-0	0	0	0	1	0	0	0	0	1
35	Grigsby, Riley	g	1-2	0-0	4-4	1	1	2	1	6	0	0	0	0
Team						2	1	3						
Totals			19-56	5-10	14-20	7	24	31	18	57	6	11	1	5

FG % 1st Half: 11-27 40.7% 2nd half: 8-29 27.6% Game: 19-56 33.9%
3FG % 1st Half: 4-5 80.0% 2nd half: 1-5 20.0% Game: 5-10 50.0%
FT % 1st Half: 3-5 60.0% 2nd half: 11-15 73.3% Game: 14-20 70.0%

Grand Canyon 71 • 9-6, 2-0 WAC

#	Player	Total		3-Ptr		Rebounds		PF	TP	A	TO	Bk	Stl	Min
		FG-FGA	FG-FGA	FT-FTA	FT-FTA	Off	Def							
04	Oscar Frayer	f	1-6	1-3	0-0	1	1	2	3	3	0	2	1	19
05	Matt Jackson	f	2-5	0-2	0-0	0	4	4	0	4	2	0	0	0
25	Alessandro Lever	f	6-12	2-4	1-1	1	1	2	4	15	3	1	0	1
02	Trey Drechsel	f	7-11	1-2	0-0	2	12	14	3	15	2	2	0	1
11	Damari Milstead	g	5-8	0-1	3-4	1	3	4	1	13	7	3	0	0
15	Raef Gerdes	g	0-0	0-0	0-0	0	0	0	0	0	0	0	0	1
23	Carlos Johnson	g	4-11	0-2	4-5	1	4	5	4	12	0	3	0	1
24	Tim Finke	g	0-0	0-0	0-0	0	1	1	1	0	0	2	0	0
42	Gerard Martin	g	1-2	1-1	0-0	1	1	2	3	3	1	1	0	0
43	Michael Finke	g	2-5	2-3	0-0	0	4	4	1	6	3	0	0	0
Team						3	1	4						
Totals			28-60	7-18	8-10	10	32	42	20	71	18	14	1	4

FG % 1st Half: 13-31 41.9% 2nd half: 15-29 51.7% Game: 28-60 46.7%
3FG % 1st Half: 3-9 33.3% 2nd half: 4-9 44.4% Game: 7-18 38.9%
FT % 1st Half: 3-3 100.0% 2nd half: 5-7 71.4% Game: 8-10 80.0%

Officials: Ryan McDaniel, Eric Anderson, Brent Meaux
Technical fouls: Seattle U-None. Grand Canyon-None.
Attendance: 7293
2018-19 Men's Basketball. Round: 0. Grand Canyon vs Seattle U. Played at .

Score by periods	1st	2nd	Total									
Seattle U	29	28	57	Points	In	Off	2nd	Fast				
Grand Canyon	32	39	71	SU	Paint	T/O	Chance	Break	Bench			
				GCU	24	11	6	2	6			
					32	15	10	10	21			

Last FG - SU 2nd-00:32, GCU 2nd-01:14.
Largest lead - SU by 6 1st-11:59, GCU by 21 2nd-05:47.
SU led for 07:27. GCU led for 28:48. Game was tied for 03:45.

Score tied - 3 times.
Lead changed - 1 time.

Official Basketball Box Score -- Game Totals -- Final Statistics New Mexico St. vs Seattle U 01/17/19 7:00 pm at Seattle, WA (Redhawk Center)

New Mexico St. 87 • 14-4, 3-1 WAC

#	Player	Total		3-Ptr		Rebounds		PF	TP	A	TO	Bk	Stl	Min
		FG-FGA	FG-FGA	FT-FTA	FT-FTA	Off	Def							
22	Eli Chuha	f	6-8	0-0	1-3	2	8	10	2	13	1	2	2	0
35	Johnny McCants	f	3-4	2-2	1-3	0	0	0	2	9	0	0	0	0
03	Terrell Brown	g	2-7	1-4	7-7	0	0	0	1	12	0	1	0	1
05	Clayton Henry	g	3-3	2-2	0-1	1	4	5	1	8	0	2	0	0
12	AJ Harris	g	1-6	0-3	0-0	0	3	3	0	2	4	1	0	0
00	Berrick JeanLouis	g	1-2	0-1	0-0	0	0	0	0	2	0	0	0	0
01	Shunn Buchanan	g	1-4	1-2	1-2	0	1	1	1	4	0	2	0	1
04	Jojo Zamora	g	5-6	2-2	0-0	0	0	0	0	12	0	1	0	0
10	Jabari Rice	g	1-4	0-1	0-2	3	2	5	1	2	2	0	0	0
11	Keyon Jones	g	0-1	0-1	2-2	0	0	0	1	2	3	0	0	0
13	C.J. Bobbitt	g	0-0	0-0	2-2	0	1	1	1	2	0	2	0	2
15	Ivan Aurrecochea	g	2-4	0-0	2-4	0	2	2	1	6	0	0	0	0
20	Trevelin Queen	g	4-6	1-2	0-0	4	4	8	2	9	2	0	0	1
23	Mohamed Thiam	g	1-2	0-1	0-0	1	1	2	2	2	0	1	0	1
25	Robert Brown	g	1-1	0-0	0-0	1	0	1	0	2	0	0	0	0
Team						0	0	0						
Totals			31-58	9-21	16-26	12	26	38	18	87	12	12	2	6

FG % 1st Half: 18-29 62.1% 2nd half: 13-29 44.8% Game: 31-58 53.4%
3FG % 1st Half: 6-12 50.0% 2nd half: 3-9 33.3% Game: 9-21 42.9%
FT % 1st Half: 8-12 66.7% 2nd half: 8-14 57.1% Game: 16-26 61.5%

Seattle U 60 • 12-7, 0-4

#	Player	Total		3-Ptr		Rebounds		PF	TP	A	TO	Bk	Stl	Min
		FG-FGA	FG-FGA	FT-FTA	FT-FTA	Off	Def							
01	Carter, Myles	f	6-9	0-0	1-2	1	1	2	5	13	0	0	0	0
12	Da Campo, Mattia	g	1-3	0-0	0-0	2	1	3	0	2	0	2	0	0
13	Means, Morgan	g	3-11	1-5	1-3	0	3	3	5	8	4	2	0	2
15	Hopkins, Trey	g	2-3	0-1	0-0	2	2	4	0	4	0	0	0	0
24	Jones, Delante	g	8-17	2-4	0-2	1	1	2	2	18	1	3	0	1
02	Burke, Ian	g	0-1	0-1	0-0	0	1	1	0	0	0	0	0	0
10	Nettles, Aaron	g	2-5	0-3	2-2	1	0	1	0	6	0	1	0	1
11	Economou, Rip	g	0-1	0-1	0-0	0	0	0	0	0	0	0	0	0
23	Brown, Terrell	g	1-5	0-0	1-2	1	5	6	3	3	1	1	0	1
25	Hundal, Anand	g	1-2	0-1	0-0	1	1	2	2	2	0	0	2	0
35	Grigsby, Riley	g	1-4	0-1	2-2	0	4	4	5	4	0	1	0	1
Team						0	0	0						
Totals			25-61	3-17	7-14	9	19	28	22	60	6	10	2	6

FG % 1st Half: 9-29 31.0% 2nd half: 16-32 50.0% Game: 25-61 41.0%
3FG % 1st Half: 1-7 14.3% 2nd half: 2-10 20.0% Game: 3-17 17.6%
FT % 1st Half: 5-10 50.0% 2nd half: 2-4 50.0% Game: 7-14 50.0%

Officials: SirAlon Conner, Rick Batsell, Mike Scypers
Technical fouls: New Mexico St.-None. Seattle U-None.
Attendance: 999
2018-19 Men's Basketball. Round: 0. New Mexico St. vs Seattle U. Played at .

Score by periods	1st	2nd	Total		In	Off	2nd	Fast	
New Mexico St.	50	37	87	Points NMSU	Paint 36	T/O 11	Chance 15	Break 5	Bench 43
Seattle U	24	36	60	SU	32	21	13	2	15

Last FG - NMSU 2nd-00:07, SU 2nd-01:42.
Largest lead - NMSU by 27 2nd-00:07, SU None.
NMSU led for 38:36. SU led for 00:00. Game was tied for 01:04.

Score tied - 1 time.
Lead changed - 0 times.

@seattleumb • #TogetherWeSoar

Official Basketball Box Score -- Game Totals -- Final Statistics Seattle U vs Utah Valley 01/12/19 7:00 pm at Seattle, WA (UCCU Center)

Seattle U 78 • 12-6

#	Player	Total		3-Ptr		Rebounds		PF	TP	A	TO	Bk	Stl	Min
		FG-FGA	FG-FGA	FT-FTA	FT-FTA	Off	Def							
01	Carter, Myles	f	3-11	0-1	10-14	3	7	10	4	16	2	5	3	0
13	Means, Morgan	g	7-17	4-10	2-2	1	1	2	5	20	4	3	0	2
23	Brown, Terrell	g	6-16	1-2	3-4	1	1	2	2	16	4	2	0	4
24	Jones, Delante	g	6-10	3-5	1-2	0	3	3	4	16	1	5	0	1
35	Grigsby, Riley	g	1-2	0-0	0-0	1	0	1	5	2	0	0	0	0
02	Burke, Ian	g	0-0	0-0	0-0	0	0	0	0	0	0	0	0	0
10	Nettles, Aaron	g	0-1	0-1	0-0	0	0	0	0	3	0	0	0	0
12	Da Campo, Mattia	g	0-2	0-0	6-6	6	3	9	4	6	1	2	0	1
15	Hopkins, Trey	g	0-0	0-0	2-2	3	0	3	3	2	0	0	0	0
Team						2	1	3						
Totals			23-59	8-19	24-30	17	16	33	30	78	12	17	3	8

FG % 1st Half: 16-32 50.0% 2nd half: 7-27 25.9% Game: 23-59 39.0%
3FG % 1st Half: 7-13 53.8% 2nd half: 1-6 16.7% Game: 8-19 42.1%
FT % 1st Half: 11-12 91.7% 2nd half: 13-18 72.2% Game: 24-30 80.0%

Utah Valley 88 • 12-6

#	Player	Total		3-Ptr		Rebounds		PF	TP	A	TO	Bk
---	--------	-------	--	-------	--	----------	--	----	----	---	----	----



Official Basketball Box Score -- Game Totals -- Final Statistics

Seattle U vs Chicago State

01/24/19 7:05 p.m. at Jones Convocation Center, Chicago, IL

Seattle U 75 • 13-8, 1-5 WAC

		Total	3-Ptr	Rebounds											
#	Player	FG-FGA	FG-FGA	FT-FTA	Off	Def	Tot	PF	TP	A	TO	Blk	Stl	Min	
01	Carter, Myles	f	5-15	0-0	1	9	10	3	11	0	4	1	0	30	
25	Hundal, Anand	f	6-9	3-6	2-2	3	5	8	3	17	0	1	2	2	26
12	Da Campo, Mattia	g	3-4	0-0	1-2	6	3	9	2	7	3	1	0	1	36
13	Means, Morgan	g	6-12	3-6	1-1	1	3	4	5	16	5	2	1	0	38
23	Brown, Terrell	g	4-12	1-2	0-0	2	7	9	2	9	4	4	0	1	39
02	Burke, Ian		4-7	4-6	0-0	0	3	3	1	12	4	2	0	0	29
14	Vail, Matt		0-0	0-0	0-0	0	0	0	0	0	0	0	0	0	1
41	Wall, Joe		1-2	1-2	0-0	0	1	1	0	3	0	0	0	0	1
	Team					1	2	3							
Totals			29-61	12-22	5-8	14	33	47	16	75	16	14	4	4	200

FG % 1st Half: 13-30 43.3% 2nd half: 16-31 51.6% Game: 29-61 47.5% Deadball
 3FG % 1st Half: 6-11 54.5% 2nd half: 6-11 54.5% Game: 12-22 54.5% Rebounds
 FT % 1st Half: 4-5 80.0% 2nd half: 1-3 33.3% Game: 5-8 62.5% 2,1

Chicago State 47 • 3-17, 0-5 WAC

#	Player	Total		3-Ptr		Rebounds			PF	Tp	A	To	Blk	Stl	Min
		FG-FGA	FG-FGA	FT-FTA	Off	Def	Tot								
13	Jacob, Christian	f	1-7	0-0	2-4	3	2	5	3	4	0	2	0	2	25
21	Bowles, Cameron	f	5-12	0-2	5-7	2	3	5	2	15	0	1	1	0	37
01	Shaw, Rob	g	1-10	0-1	0-0	0	0	0	0	2	0	1	0	2	21
03	Bell, Travon	g	3-5	2-2	0-0	0	4	4	1	8	1	1	0	0	24
10	Harris, Anthony	g	2-9	0-0	2-2	0	2	2	3	6	0	1	0	1	22
02	Strickland, Delshon		0-1	0-1	0-0	0	0	0	2	0	0	0	0	1	18
05	Reed, Jordan		0-2	0-2	0-0	0	0	0	2	0	1	0	0	0	10
15	Bigirumwami, Noah		0-0	0-0	2-2	0	0	0	0	2	0	0	0	0	1
22	Johnson, Michael		2-5	0-2	1-1	0	0	0	0	5	1	0	0	1	13
23	Szpir, Patrick		0-1	0-0	2-2	1	2	3	1	2	0	1	1	0	13
32	Witherspoon, Eugene		1-2	0-1	1-2	2	4	6	0	3	0	1	0	0	16
	Team					0	2	2							
	Totals		15-54	2-11	15-20	8	19	27	14	47	3	8	2	7	200

FG % 1st Half: 5-28 17.9% 2nd half: 10-26 38.5% Game: 15-54 27.8% Deadball
 3FG % 1st Half: 0-5 0.0% 2nd half: 2-6 33.3% Game: 2-11 18.2% Rebounds
 FT % 1st Half: 5-8 62.5% 2nd half: 10-12 83.3% Game: 15-20 75.0% 2

Officials: Brad Ferrie, Wilson Holland and Mike O'Neill

Technical fouls: Seattle U-None. Chicago State-None.

Attendance:

Score by periods	1st	2nd	Total
Seattle U	36	39	75
Chicago State	15	32	47

	In	Off	2nd	Fast
Points	Paint	T/O	Chance	Break
SU	30	11	16	2
CSU	16	17	6	4

Last FG - SU 2nd-01:21, CSU 2nd-02:22.
 Largest lead - SU by 33 2nd-06:18, CSU None.
 SU led for 39:35, CSU led for 00:00. Game was tied for 00:25.

Score tied - 0 times.
 Lead changed - 0 times.