

2018-19 SEATTLE UNIVERSITY MEN'S BASKETBALL

GAME 5: SU vs. Southern Utah - Nov. 18, 2018

SEATTLE
BASKETBALL

CONTACT: Sarah Finney, Director of Communications • finneysa@seattleu.edu • 206-445-2237 • GoSeattleU.com

2018-19 SCHEDULE

Nov. 6	at Stanford	L, 74-96
NOV. 8	PUGET SOUND	W, 95-67
NOV. 11	BRYANT!	W, 82-59
NOV. 14	WASHINGTON STATE!	W, 78-69
NOV. 18	SOUTHERN UTAH	1:00 PM
NOV. 23	DENVER #	12:00 PM
NOV. 24	FAIRFIELD #	3:00 PM
NOV. 25	LONGWOOD #	3:00 PM
NOV. 28	NORTHWEST #	7:00 PM
DEC. 1	EASTERN WASHINGTON	5:00 PM
DEC. 6	OMAHA ~	7:00 PM
Dec. 9	at Washington	6:00 PM
Dec. 17	at Portland	7:00 PM
DEC. 20	PRAIRIE VIEW A&M	7:00 PM
Dec. 29	at Cal	5:00 PM
Jan. 3	at CSU Bakersfield *	7:00 PM
Jan. 5	at Grand Canyon *	5:00 PM
Jan. 12	at Utah Valley *	6:00 PM
JAN. 17	NEW MEXICO STATE *	7:00 PM
JAN. 19	UTRGV *	7:00 PM
Jan. 24	at Chicago State *	5:00 PM
Jan. 26	at Kansas City *	4:00 PM
FEB. 2	CALIFORNIA BAPTIST *	7:00 PM
FEB. 9	UTAH VALLEY *	1:00 PM
Feb. 14	at UTRGV *	5:00 PM
Feb. 16	at New Mexico State *	6:00 PM
FEB. 21	KANSAS CITY *	7:00 PM
FEB. 23	CHICAGO STATE *	1:00 PM
Feb. 28	at California Baptist *	7:00 PM
MAR. 7	CSU BAKERSFIELD *	7:00 PM
MAR. 9	GRAND CANYON *	1:00 PM

Mar. 14-16 at WAC Championship (Las Vegas, NV)

HOME GAMES played at the Redhawk Center unless noted

! Game played at accesso ShoWare Center (Kent, Wash.)

Elgin Baylor Classic | - Summit League/WAC Challenge

* WAC game | All times listed are Pacific

All dates and times subject to change

206-398-GOSU (4678) | GoSeattleU.com/tix

All games broadcast on KTTH 770 AM



SEATTLE U (3-1)



SOUTHERN UTAH (2-0)

GAMEDAY ROUND-UP

Seattle University Redhawks (3-1) vs. Southern Utah Thunderbirds (2-0)

Sunday, Nov. 18, 2018 • 1:00 PM PT • Redhawk Center • Seattle, Wash.

LISTEN: KTTH 770 AM/mynorthwest.com (Dennis Patchin)

ONLINE: WAC Digital Network (wacdigitalnetwork.com)

ON TAP

Riding high following a huge win over cross-state rival Washington State, Seattle U brings a three-game win streak into its fifth game of the season, a Sunday, Nov. 18 meeting against Southern Utah. The Redhawks and Thunderbirds tip off at 1 p.m. from the Redhawk Center on the Seattle U campus. The game will be stream live on the WAC Digital Network. Fans can also tune in to KTTH 770 AM in Seattle or online at mynorthwest.com.

The contest will be presented by the Seattle U chapter of Best Buddies, a nonprofit organization dedicated to establishing a global volunteer movement that creates opportunities for one-to-one friendships, integrated employment and leadership development for people with intellectual and developmental disabilities (IDD). There will also be a halftime performance by Mercer Island Sparkle Special Olympics Cheer.

ABOUT THE SERIES

Just two previous meeting exists between Seattle U and Southern Utah. The two teams met in Cedar City, Utah, during the 1996-97 season, a game that resulted in a 73-42 win for the Thunderbirds. More recently, the squads met on Dec. 19, 2016 as the Redhawks earned an 89-75 victory at KeyArena. Then freshman Morgan Means was Seattle U's top scorer on the night, finishing with 21 points.

PROJECTED STARTING LINEUP

POS.	NO.	NAME	YR	HT	PPG	NOTABLE
F	1	Myles Carter	RJr.	6-9	15.8	Leads SU with 15.8 pts, 8.5 reb, 11 blocks
G	5	Matej Kavas	RJr.	6-8	11.3	14 pts, 7 reb vs WSU
G	13	Morgan Means	Jr.	6-3	13.0	Career-high 21 points vs. Bryant
G	24	Delante Jones	RJr.	6-5	8.5	15 pts, 5 reb vs WSU
G/F	35	Riley Grigsby	Fr.	6-6	2.5	5 pts, 4 reb, 2 blks vs WSU

RESERVES

G	0	Dashawn McDowell	RSo.	6-5	2.7	4 pts, 2 assts, 2 reb in 9 mins vs UPS
G	2	Ian Burke	Fr.	6-5	1.3	3 pts in 4 mins vs. Bryant
G	10	Aaron Nettles	So.	5-11	4.5	6 pts in 15 mins vs. Bryant
G	11	Rip Economou	Fr.	6-8	2.0	4 pts in 9 mins vs. UPS
G	12	Mattia Da Campo	Jr.	6-5	0.8	Appeared in 27 games w/ 1 start in 2017-18
F	14	Matt Vail	Fr.	6-5	0.0	Averaged 13 ppg as a senior at Stanwood HS
G	15	Trey Hopkins	Fr.	6-4	1.8	7 pts vs UPS
G	23	Terrell Brown	RSo.	6-1	14.3	Led SU with 21 pts, 9-11 FTs vs WSU
F	25	Anand Hundal	Jr.	6-10	4.8	Shooting 80% FGs
F	41	Joe Wall	Fr.	6-7	1.0	13 ppg as a senior at Jesuit HS (Ore.)

**UNIVERSITY INFORMATION**

Location: Seattle, Wash.
 Founded: 1891
 Chartered: 1898
 Enrollment: 4,780 (undergrad)
 Nickname: Redhawks
 Colors: Red and White
 Affiliation: NCAA Division I
 Conference: Western Athletic Conference
 Home Facility (capacity): Redhawk Center (999)
 President: Fr. Stephen Sundborg, S.J.
 Director of Athletics: Shaney Fink
 Athletic Ticket Office: 206-398-GOSU (4678)

MEN'S BASKETBALL COACHING STAFF

Head Coach: Jim Hayford (Second season)
 Alma Mater: (Azusa Pacific '89)
 Record at Seattle: 23-15 (One+ season)
 Career Record: 383-190 (19 seasons)
 Associate Head Coach: Chris Victor (Second season)
 Alma Mater: Concordia '04
 Assistant Coach: Nick Robinson (Second season)
 Alma Mater: Stanford '04
 Assistant Coach: Sam Kirby (First season)
 Alma Mater: Seattle U '08
 Director of Operations: Mike Odlandi (First season)
 Alma Mater: Whitworth '10
 Director of Player Dev.: Patrick Mulligan (Second season)
 Alma Mater: Gonzaga

TEAM FACTS

2017-18 Record: 20-14
 2017-18 WAC Record/Finish: 8-6/4th
 Letterwinners Returning/Lost: 4/8
 Starters Returning/Lost: 1/4
 Redshirts: 3
 Newcomers: 9
 2017-18 Postseason Result: CBI First Round

ATHLETIC COMMUNICATIONS

Director of Communications/MBB Contact: Sarah Finney
 O: (206) 296-5915 | C: (206) 445-2237
 Email: finneysa@seattleu.edu
 Asst. Director of Communications: Brian Vail
 O: (206) 296-2490
 Email: vailbr@seattleu.edu
 Athletic Website: www.GoSeattleU.com
 Radio (Talent): KTTH 770 AM (Dave Grosby, Gary Hill, Jr.)
 Mailing Address:
 Seattle University, 901 12th Ave.,
 PO Box 222000, Seattle, WA 98122

ABOUT THE THUNDERBIRDS

Southern Utah enters Sunday's game with a 2-0 record, including wins over West Coast Baptist College and San Jose State. SUU's victory over Spartans was the first time the T-Birds had beaten a team from the Mountain West Conference on the road since 2006, when they knocked off the University of Utah. SUU's 2-0 start to the season is also the first time the program has accomplished that since the 2006-07 season. The Thunderbirds are chasing the team's first 3-0 start since they transitioned to Division I basketball.

LAST TIME OUT

Seattle U defeated Washington State, 78-69, in front of a raucous crowd at the accesso ShoWare Center Wednesday night. The win marked the Redhawks' third straight, moving them to 3-1 on the season - the program's best start in its modern day DI era. It was also the first victory over a Pac-12 opponent since March 23, 2015 against Colorado. Four players scored in double figures for Seattle U, led by Terrell Brown and Delante Jones, who sparked the offense with 21 and 15 points, respectively.

REDHAWK RUNDOWN

- Seattle U has opened the season with a 3-1 record, the best start to a season during the modern-day DI era.
- Washington State was the second of four Pac-12 opponents on the schedule this season. The Redhawks dropped a 96-74 decision at Stanford on Nov. 6 to open the season. They will also face Washington on Dec. 9 at Alaska Airlines Arena and travel to face California in Berkeley, Calif., on Dec. 29.
- The 78-69 win over WSU marked the first win against a Pac-12 member since Mar. 23, 2015 when the Redhawks defeated Colorado, 72-65, at the Redhawk Center in the second round of the CBI.

2018-19 NUMERICAL ROSTER

NO.	NAME	POS	HT	WT	YR/EXP	HOMETOWN/PREVIOUS SCHOOL
0	Dashawn McDowell	G	6-5	185	RSo./TR	Oklahoma City, Okla./Southeast HS/SMU
1	Myles Carter	F	6-9	230	RJr./TR	Chicago, Ill./St. Rita's of Cascia HS/Seton Hall
2	Ian Burke	G	6-5	180	Fr./HS	Phoenix, Ariz./Brophy Prep
5	Matej Kavas	G	6-8	200	RJr./2V	Ljubljana, Slovenia/Gimnazija Bezigrad HS
10	Aaron Nettles	G	5-11	175	So./IV	Seattle, Wash./Seattle Prep
11	Rip Economou	G	6-8	180	Fr./HS	Santa Monica, Calif./Santa Monica HS
12	Mattia Da Campo	G	6-5	210	Jr./2V	Venice, Italy/Stella Azura Academy
13	Morgan Means	G	6-3	175	Jr./2V	Compton, Calif./Redondo Union HS
14	Matt Vail	F	6-5	190	Fr./HS	Stanwood, Wash./Stanwood HS
15	Trey Hopkins	G	6-4	163	Fr./HS	Midwest City, Okla./Carl Albert HS
23	Terrell Brown	G	6-1	175	RSo./TR	Seattle, Wash./Garfield HS/Shoreline CC
24	Delante Jones	G	6-5	195	RJr./TR	Chantilly, Va./Virginia Episcopal/American
25	Anand Hundal	F	6-10	230	Jr./TR	Manteca, Calif./Manteca HS/Las Positas College
30	Jacob Eyman	F	6-9	205	Fr./HS	Los Alamitos, Calif./Los Alamitos HS
35	Riley Grigsby	G/F	6-6	220	Fr./HS	San Jose, Calif./Archbishop Mitty HS
41	Joe Wall	F	6-7	215	Fr./HS	Portland, Ore./Jesuit HS

COACHING STAFF

Head Coach: Jim Hayford (Azusa Pacific '89) - Second season
 Associate Head Coach: Chris Victor (Concordia Irvine '04) - Second season
 Assistant Coach: Nick Robinson (Stanford '04) - Second season
 Assistant Coach: Sam Kirby (Seattle U '08) - First season
 Director of Operations: Mike Odland (Whitworth '10) - First season
 Director of Player Development: Patrick Mulligan (Gonzaga) - Second season

PRONUNCIATION GUIDE

#0 Dashawn McDowell: Dah-shawn
 #5 Matej Kavas: MAH-tey KAH-vahs
 #10 Rip Economou: Ee-con-oh-moe
 #12 Mattia Da Campo: Mat-EE-AH DAH-Camp-oh
 #23 Terrell Brown: Teh-REHL
 #25 Anand Hundal: Ah-nand Hun-dahl
 #30 Jacob Eyman: Eye-man



INSIDE THE NUMBERS

2018-19 Record	3-1
Non-Conference	3-1
WAC	0-0
Home	0-0
Away	0-1
Neutral	0-0
In overtime	0-0

Current Streak	W3
Last win	11/14/18 vs. Washington St. (78-69)
Last loss	11/6/18 at Stanford (74-96)
Current Home Streak	W3
Last win	11/14/18 vs. Washington St. (78-69)
Last loss	3/14/18 vs. UCA (90-92 OT)
Current Road Streak	L4
Last win	1/10/18 at Chicago State (91-81)
Last loss	11/6/18 at Stanford (74-96)
Current Neutral Streak	L1
Last win	3/8/18 vs. UTRGV (77-60)
Last loss	3/9/18 vs. NM State (79-84)

Records When...

November	3-1
December	0-0
January	0-0
February	0-0
March	0-0

Monday	0-0
Tuesday	0-1
Wednesday	0-0
Thursday	1-0
Friday	0-0
Saturday	0-0
Sunday	2-0

Leading at halftime	3-0
Trailing at halftime	0-1
Tied at halftime	0-0

Scoring less than 60	0-0
Scoring between 60-69	0-0
Scoring between 70-79	1-1
Scoring between 80-89	1-0
Scoring 90 or more	1-0

Allowing less than 60	1-0
Allowing between 60-69	2-0
Allowing between 70-79	0-0
Allowing between 80-89	0-0
Allowing 90 or more	0-1

Shooting below 30%	0-0
Shooting between 30-39.9%	0-0
Shooting between 40-44.9%	0-1
Shooting between 45-49.9%	1-0
Shooting between 50-54.9%	1-0
Shooting 55% or above	1-0

Opponent shooting below 30%	2-0
Opponent shooting between 30-39.9%	1-0
Opponent shooting between 40-44.9%	0-0
Opponent shooting between 45-49.9%	0-0
Opponent shooting between 50-54.9%	0-1
Opponent shooting 55% or above	0-0

More or same rebounds than opponent	3-0
Fewer rebounds than opponent	0-1

Game decided by 1-5 Points	0-0
Game decided by 6-10 Points	1-0
Game decided by 11-15 Points	0-0
Game decided by 16-20 Points	0-0
Game decided by 21+ Points	2-1

SU has 0 players in double figures	0-0
SU has 1 players in double figures	0-0
SU has 2 players in double figures	1-0
SU has 3 players in double figures	1-0
SU has 4 players in double figures	1-1
SU has 5+ players in double figures	0-0

Wearing Black Jerseys	0-1
Wearing Grey Jerseys	0-0
Wearing Red Jerseys	0-0
Wearing White Jerseys	3-0

• Southern Utah represents the second opponent this season that assistant coach Nick Robinson has ties to. The Stanford grad served as the head coach of the Thunderbirds from 2012-16.

• Seattle U leads the WAC in scoring at 82.2 points per game. The Redhawks are also tops in FG percentage (49.0) and FG percentage defense (37.1).

• Myles Carter ranks fifth in points (15.8), second in rebounds (8.5) and first in blocks (2.8).

PRESEASON HONORS

Redshirt junior Matej Kavaz, a Ljubljana, Slovenia native, who has been named a preseason All-WAC First Team selection by both the league's nine head coaches and the WAC media. The 6-8 guard was the Redhawks' leading scorer in 2017-18, averaging 15.2 points per game. He also averaged 5.1 rebounds and 1.2 assists, led the team in scoring 11 times and scored 20 points or more nine times. Kavaz led the WAC with 91 three-pointers and finished the year ranked eighth in the nation, hitting 46.4 percent from beyond the arc. Kavaz was named the WAC Freshman of the Year in 2016-17.

WAC PRESEASON POLLS

In a vote of the Western Athletic Conference men's basketball head coaches, the Redhawks were picked to finish third during the 2018-19 season. The Redhawks earned 45 points and edged out fourth-place pick, Utah Valley, who earned 43 points in the coaches voting. Reigning WAC champion New Mexico State is the 2018-19 preseason favorite, earning 63 points and seven first-place votes. Grand Canyon followed with 58 points and two first-place votes.

In the simultaneously released WAC media poll, Seattle U was selected to finish fourth (150 points) behind preseason media favorite New Mexico State (214 points), Grand Canyon (180 points) and Utah Valley (162 points).

TRIO OF TRANSFERS

A trio of transfers who spent the 2017-18 season redshirting at Seattle U will immediately infuse the Redhawk line-up this winter. Myles Carter, a 6-9 forward from Seton Hall, and Delante Jones, a 6-5 guard from American, will both be redshirt juniors in 2018-19, while Dashawn McDowell, a 6-5 guard from SMU.

Jones comes with the most notable credentials of the three. The Chantilly, Va., native was named Patriot League Rookie of the Year in 2015-16 after averaging 12.0 points, 3.6 rebounds and 1.8 assists per game.



He started all 30 games in 2016-17, averaging 11.5 points, 3.4 rebounds and 1.8 assists per game.

YEAR ONE UNDER HEAD COACH JIM HAYFORD

The 2017-18 Redhawks finished 20-14 overall, 16-3 on their home court and 8-6 in Western Athletic Conference play. The win total marked a program high since returning to Division I in 2008-09, and marked the first 20-win DI season since 1963-64 when Seattle U finished 22-6. The 16 home victories was also a modern-day DI record, while the eight WAC wins was the most since joining the league in 2012-13. The fourth-place finish ties the best finish during the Redhawks six years competing in the WAC.

The season culminated in the program's third national postseason tournament appearance in the past four seasons — a berth in the Collegiate Basketball Invitational (CBI).

Hayford's up-tempo style of play saw the Redhawks set numerous modern-day DI program records including total points (2,589), field goals (881), field goal percentage (44.6), three-point field goals (312), free-throw percentage (73.8), rebounds (1,298) and blocks (123). The team would finish ranked in the top three in the WAC in scoring (2nd, 76.1 ppg), free-throw percentage (3rd, 73.8), field goal percentage (3rd, 44.6), field goal percentage defense (3rd, 40.7), three-point field goal percentage (2nd, 37.0), rebounding offense (3rd, 8.2 rpg), blocks (3rd, 123), three pointers (1st, 312).

Three Redhawks earned postseason honors from the WAC, including Aaron Menzies (Second Team All-WAC, All-Defensive Team), Matej Kavas (Second Team All-WAC) and Jordan Hill (All-Newcomer Team).

Menzies would set an all-time program record with 79 blocks and a modern-day DI record with 302 rebounds.

GET YOUR 2018-19 TICKETS!

Season tickets for the Redhawks' complete 19-game home slate are also still available with prices starting as low as \$150 per seat. Also available for purchase now are mini-plan options as well as single-game tickets for non-conference games. For more information and to reserve your seats today, contact the SU Athletics Ticket office at 206-398-4678 or visit goseattleu.com/tix.

HOME HEAVY 2018-19 SLATE

The Redhawks will play a 19-game home schedule in

2018-19, and host 22 total contests as the schedule includes a three-team, six-game tournament. The Redhawk Center, located on the Seattle U campus, will serve as the primary venue for the 2018-19 season due to the renovation and shutdown of KeyArena, scheduled to take place in 2019 and 2020. Seattle U is excited to partner with the Oak View Group and return to the newly-renovated \$700 million Seattle Center Arena in 2020-21.

"Bringing games back on campus in recent years has reinvigorated the campus community," said Head Coach Jim Hayford. "An engaged campus and excited student body creates a rowdy home-court atmosphere. We are also look forward to returning to a world-class arena in the heart of Seattle as soon as it's completed."

This season, Seattle U will also take advantage of the unique opportunity to engage the greater South Sound community during Veteran's Day weekend and Nov. 14 with two key dates at the accesso ShoWare Center in Kent, Wash.

BACK ON CAMPUS

Seattle U has compiled a 222-144 (.607) record in North Court, including a 15-game winning streak that began Nov. 5, 2008 with a perfect 10-0 mark during the 2008-09 season. In 2017-18, the Redhawks went 9-1 at the Redhawk Center.

HAYFORD EARNS CONTRACT EXTENSION

Head Coach Jim Hayford received a contract extension through 2023, Director of Athletics Shaney Fink announced Sept. 12, 2018.

"Coach Hayford has proven to be the right leader for our program as he propelled the team forward in his first year, leading us to the most successful season in recent history," said Fink. "We are excited to announce the extension of his contract and look forward to the continued development of the program under his guidance."

In his first season at the helm of the program, Hayford revitalized the Redhawks on the court, in the classroom and in the community.

The 2017-18 Redhawks finished 20-14 overall, 16-3 on their home court and 8-6 in Western Athletic Conference play. The win total marked a program high since returning to Division I in 2008-09, and marked the first 20-win DI season since 1963-64 when Seattle U finished 22-6. The 16 home victories was also a modern-day DI record, while the eight WAC wins was

the most since joining the league in 2012-13.

"I believe in the vision that the Seattle University leadership has for our men's basketball program," Hayford said. "And I am grateful for their belief in the leadership of my staff and I as we continue to pursue the lofty goals we share for Seattle U basketball."

The Redhawks achieved a team cumulative GPA of 3.012 for the 2017-18 academic year, earning them a Team Academic Excellence Award by the National Association of Basketball Coaches (NABC). Five players concluded the year with a 3.2 cumulative GPA or higher while four Redhawks — Mattia Da Campo, Morgan Means, Matej Kavas and Jake Spurgeon — were also named to the 2017-18 Winter All-Western Athletic Conference Academic Team.

The squad also spent ample time engaging in the local community, including multiple volunteer activities at Bailey Gatzert Elementary School.

ALUM RETURNS TO COACHING STAFF

Sam Kirby has returned to his alma mater, joining the Redhawks' coaching staff as an assistant coach. Kirby was a member of the Seattle U squad for the 2005-06 and 2006-07 seasons, the latter year resulting in a 20-9 overall record, a Great Northwest Athletic Conference title and the program's first NCAA Division II Tournament berth in 38 years.

"Having an alum of Seattle U on our staff is a tremendous asset and we're happy to welcome Sam back to campus," said Hayford. "Sam is recognized as one of the up-and-coming assistant coaches on the West Coast and we're excited that he chose to return to Seattle U."

Kirby returns to the Redhawk program following seven seasons of serving as an assistant coach at Cal Poly under Joe Callero, who also served as the head coach at Seattle U from 2001-09. Kirby was involved in floor coaching, game planning and scouting, while also serving as the program's recruiting coordinator during his final three years.

A Sacramento native, Kirby served as a student assistant coach at Seattle U during the 2007-08 campaign while completing a bachelor's degree in liberal studies with a minor in psychology.



Jim Hayford was named Seattle University's men's basketball head coach on Wednesday, Mar. 28, 2017. In his first season at Seattle U, he led the Redhawks to their most successful season in the school's modern-day Division I era.

Inheriting a program that went 13-17 in 2016-17, Hayford led the 2017-18 Redhawks to finish 20-14 overall, 16-3 on their home court and 8-6 in Western Athletic Conference play. The win total marked a program high since returning to Division I in 2008-09, and marked the first 20-win DI season since 1963-64 when Seattle U finished 22-6. The 16 home victories was also a modern-day DI record, while the eight WAC wins was the most since joining the league in 2012-13. The fourth-place finish ties the best finish during the Redhawks six years com-

peting in the WAC. The season culminated in Hayford's 10th national postseason appearance as a head coach as the Redhawks earned a berth in the Collegiate Basketball Invitational (CBI).

Hayford's up-tempo style of play saw the Redhawks set numerous modern-day DI program records including total points (2,589), field goals (881), field goal percentage (44.6), three-point field goals (312), free-throw percentage (73.8), rebounds (1,298) and blocks (123). Three Redhawks earned postseason honors from the WAC, including junior center Aaron Menzies (Second Team All-WAC, All-Defensive Team), sophomore guard Matej Kavaz (Second Team All-WAC) and graduate guard Jordan Hill (All-Newcomer Team). Menzies would set an all-time program record with 79 blocks and a modern-day DI record with 302 rebounds.

Hayford has 19 total seasons as a head coach, amassing an overall record of 380-189 (.668). Prior to Seattle U, he had stints at EWU, Whitworth (NCAA DIII) and Sioux Falls (NAIA). He has coached in 10 national postseason tournaments, including six (2003, 2007, 2008, 2009, 2010, 2011) at NCAA Division III Whitworth, three at EWU (2015, 2016, 2017) and one at Seattle U (2018).

In 2016-17, Hayford completed his sixth season as the head coach at EWU, leading the Eagles to a 22-12 overall record and a 13-5 mark in Big Sky Conference play. In six seasons with Hayford at the helm, the Eagles went to the NCAA Tournament (2015), the CBI Tournament (2016, 2017), earned a Big Sky regular season co-championship (2015) and won the Big Sky Tournament title (2015). Under Hayford, the Eagles had one Big Sky Conference Player of the Year (Jacob Wiles, 2017), two Big Sky Freshmen of the Year, 12 All-Big Sky selections, seven National Association of Basketball (NABC) All-District selections, two Associated Press honorable mention All-Americans and one NBA Draft pick (Tyler Harvey, 2015).

The building process at EWU hit its stride in 2014-15 when Hayford led the Eagles to a 26-9 mark, including a 14-4 Big Sky record. EWU went on to win the Big Sky Conference Tournament and earn a bid to the NCAA Tournament – the first postseason appearance for the program since 2003-04. The team featured Tyler Harvey, who was the nation's leader in scoring (23.1 ppg) and three-pointers made per game (4.0), and went on to be the program's third all-time NBA Draft pick. For his efforts, Hayford was named Big Sky Co-Coach of the Year.

Before taking over at Eastern Washington in March of 2011, Hayford spent 10 seasons building Whitworth University in Spokane, Wash., into a NCAA Division III powerhouse. In his tenure at the helm of the Pirates, Hayford had a record of 217-57 and a winning percentage of .792. He was the Northwest Conference Coach of the Year five times, and twice was honored by the NABC as the West Region Coach of the Year.

Taking over a program that went 25-24 in the two seasons prior (1999-01), Hayford coached the Pirates to eight 20-win seasons, six appearances in the NCAA Division III Tournament (including the last five seasons in a row), five Northwest Conference titles, three NCAA DIII Sweet 16 appearances (2008, 2010, 2011) and one Elite Eight appearance (2011). At the time he left Whitworth, his career winning percentage ranked among the top 10 among all active NCAA Division III coaches.

Prior to Whitworth, Hayford was head coach at the University of Sioux Falls (S.D.), where he compiled a 37-27 record in two seasons. During his inaugural season (1999-2000), he led the Cougars to their first conference playoff appearance in five years. Hayford's Cougars finished the 2000-01 season at 22-12, setting a school record for wins in a season. Prior to Hayford's arrival, USF was 9-17 in 1998-99.

Hayford served as the top assistant coach at Azusa Pacific University (Calif.) from 1990-99, including eight seasons under Bill Odell. APU won seven consecutive Golden State Athletic Conference titles during that time and advanced to the NAIA Division I Final Four in each of his final two seasons there.

Hayford earned his bachelor's degree in social science from Azusa Pacific in 1989. He earned a master's degree in education from Claremont Graduate School in 1991. Hayford and his wife, Robin, have two adult children, daughter, Jayme, and son, Joseph.

COACH HAYFORD'S YEAR-BY-YEAR RESULTS

YEAR	SCHOOL	OVERALL	PCT	CONFERENCE
1999-00	Sioux Falls	15-15	.500	
2000-01	Sioux Falls	22-12	.647	
Totals at Sioux Falls	(2 seasons)	37-27	.578	
2001-02	Whitworth	20-7	.741	12-4/2nd
2002-03 \$	Whitworth	23-4	.851	13-3/1st
2003-04	Whitworth	19-6	.760	12-4/2nd
2004-05	Whitworth	13-11	.542	9-7/4th
2005-06	Whitworth	20-7	.741	13-3/2nd
2006-07 \$	Whitworth	24-4	.857	13-3/1st
2007-08 \$	Whitworth	21-7	.750	12-4/1st
2008-09 \$	Whitworth	23-6	.793	12-4/2nd
2009-10 \$	Whitworth	26-3	.897	16-0/1st
2010-11 \$	Whitworth	28-2	.933	15-1/1st
Totals at Whitworth	(10 seasons)	217-57	.792	
2011-12	Eastern Washington	15-17	.469	8-8/4th
2012-13	Eastern Washington	10-21	.323	7-13/8th
2013-14	Eastern Washington	15-16	.484	10-10/T6th
2014-15 #	Eastern Washington	26-9	.743	14-4/T1st
2015-16 !	Eastern Washington	18-16	.529	10-8/T5th
2016-17 !	Eastern Washington	22-12	.647	13-5/2nd
Totals at EWU	(6 seasons)	106-91	.538	
2017-18 !	Seattle University	20-14	.588	8-6/4th
Totals at SU	(1 season)	20-14	.588	
Total as Head Coach	(19 seasons)	380-189	.668	

\$ - NCAA Division III participant

- NCAA DI Tournament participant, Big Sky Conference Tournament Champions & regular-season co-champions

! - College Basketball Invitational (CBI) Tournament participant



THE LAST TIME SEATTLE UNIVERSITY...

Won at home.....	11/14/18 vs. Washington State, 78-69
Lost at home.....	3/14/18 vs. Central Arkansas, 92-90 (ot)
Won on the road.....	2/10/18 at Chicago State, 91-81
Lost on the road.....	11/6/18 at Stanford, 74-96
Won at a neutral site.....	3/8/18 vs. UTRGV (77-60 (Las Vegas)
Lost at a neutral site.....	3/9/18 vs. New Mexico State, 79-84 (Las Vegas)
Won five+ consecutive games.....	five in 2016 (1/23/16 - 2/6/16)
Won 10+ consecutive games.....	10 in 2008-09 (1/13/09 - 2/27/09)
Won 20+ consecutive games.....	26 in 1953-54
Lost five+ consecutive games.....	6 in 2012-13 (2/2/13 - 2/28/13)
Scored less than 50 points.....	3/3/18 at Utah Valley, 47-73
Scored 80-89 points.....	11/11/18 vs. Bryant, 82-59
Scored 90-99 points.....	11/8/18 vs. Puget Sound, 95-67
Scored 100+ points.....	11/18/17 vs. Detroit Mercy, 102-71
Won an overtime game.....	2/17/18 vs. New Mexico State, 73-68
Lost an overtime game.....	3/3/18 vs. Central Arkansas, 92-90 (ot)
Defeated a nationally-ranked team.....	1/12/74 vs. #16 UNLV, 82-64
Lost to a nationally-ranked team.....	12/21/11 vs. #24 Virginia, 83-77
Hosted a nationally-ranked team.....	12/21/11 vs. #24 Virginia (L, 77-83)
Shot under 30% FG.....	11/16/16 at Notre Dame, 29.1% (16-55)
Shot 30-39.9% FG.....	3/3/18 at Utah Valley, 33.3% (17-51)
Shot 40-49.9% FG.....	11/11/18 vs. Bryant, 46.2% (30-65)
Shot 50-59.9% FG.....	11/14/18 vs. Washington State, 50.9% (28-55)
Shot 60+% FG.....	2/15/18 vs. UTRGV, 60.8% (31-52)
Had 50+ rebounds.....	11/12/17 vs. Puget Sound, 61
Made 10+ 3-Pointers.....	3/9/18 vs. New Mexico State, 11

THE LAST TIME A SEATTLE U PLAYER...

Scored 25-29 points.....	11/11/18, Myles Carter vs. Bryant, 25
Scored 30-39 points.....	12/4/17, Aaron Menzies vs. Pacific Lutheran, 32
Scored 40-59 points.....	11/28/09, Charles Garcia vs. Wofford, 41
Scored 60+ points.....	1/30/58, Elgin Baylor vs. Portland, 60
Made 10+ field goals.....	11/11/18, Myles Carter vs. Bryant, 10
Made 5+ 3-pointers.....	3/14/18, Matej Kavas vs. Central Arkansas, 5
Had 10-15 rebounds.....	11/11/18, Myles Carter vs. Bryant, 11
Had 16-19 rebounds.....	1/6/18, Aaron Menzies vs. Chicago State, 19
Had 20+ rebounds.....	2/15/97, Roger Hammond at Northwest College, 24
Had a double-double.....	11/11/18, Myles Carter vs. Bryant (25p, 11r)
Led team in pts. & rbs.....	11/11/18, Myles Carter vs. Bryant (25p, 11r)
Shot 100% FG (min. 5).....	12/19/16, Morgan Means vs. Southern Utah (5-5)
Shot 100% FT (min. 10).....	12/30/17, Richaud Gittens vs. UC Riverside (10-10)
Had 10+ assists.....	12/4/17, Morgan Means vs. Pacific Lutheran, 13
Had 5+ steals.....	3/10/16, Brendan Westendorf vs. UT Rio Grande Valley, 5
Had 5+ blocks.....	3/8/18, Aaron Menzies vs. UTRGV, 5

STATISTICAL NOTEABLES

30-plus Points

.....

20-plus Points

25.....	Myles Carter vs. Bryant, 11/11/18
23.....	Myles Carter vs. Puget Sound, 11/8/18
21.....	Morgan Means vs. Bryant, 11/11/18
21.....	Terrell Brown vs. Washington State, 11/14/18

15-plus Rebounds

.....

5-plus Assists

7.....	Mogan Means vs. Puget Sound, 11/8/18
--------	--------------------------------------

5-plus Steals

.....

5-plus Blocks

.....

DOUBLE-DOUBLES

Myles Carter (23p, 12r).....	vs Puget Sound, 11/8/18
Myles Carter (25p, 11r).....	vs Bryant, 11/11/18



SPEED CHART




0
DASHAWN MCDOWELL
6-5 • 185 • G • R-SO



1
MYLES CARTER
6-9 • 230 • F • R-JR




2
IAN BURKE
6-5 • 180 • G • FR



5
MATEJ KAVAS
6-8 • 200 • G • R-JR



10
AARON NETTLES
5-11 • 175 • G • SO




11
RIP ECONOMOU
6-8 • 180 • G • FR



12
MATTIA DA CAMPO
6-5 • 210 • G • JR



13
MORGAN MEANS
6-3 • 175 • G • JR



14
MATT VAIL
6-5 • 190 • F • FR



15
TREY HOPKINS
6-4 • 163 • G • FR



23
TERRELL BROWN
6-1 • 175 • G • R-SO



24
DELANTE JONES
6-5 • 195 • G • R-JR



25
ANAND HUNDAL
6-10 • 230 • F • JR



30
JACOB EYMAN
6-9 • 205 • F • FR




35
RILEY GRIGSBY
6-6 • 220 • G/F • FR




41
JOE WALL
6-7 • 215 • F • FR



JIM HAYFORD
HEAD COACH



CHRIS VICTOR
ASSOCIATE HEAD COACH



NICK ROBINSON
ASSISTANT COACH



SAM KIRBY
ASSISTANT COACH



MIKE ODLAND
DIRECTOR OF OPS



PATRICK MULLIGAN
DIRECTOR OF PLAYER DEV



Seattle University Basketball
Seattle U Combined Team Statistics (as of Nov 16, 2018)
All games

RECORD:	OVERALL	HOME	AWAY	NEUTRAL
ALL GAMES	3-1	3-0	0-1	0-0
CONFERENCE	0-0	0-0	0-0	0-0
NON-CONFERENCE	3-1	3-0	0-1	0-0

#	Player	gp-gs	min	avg	Total		3-Point		F-Throw		Rebounds										pts	avg
					fg-fga	fg%	3fg-fga	3fg%	ft-fa	ft%	off	def	tot	avg	pf	dq	a	to	blk	stl		
01	Carter, Myles	4-4	103	25.8	26-40	.650	1-2	.500	10-19	.526	13	21	34	8.5	16	1	4	15	11	0	63	15.8
23	Brown, Terrell	4-1	100	25.0	20-34	.588	0-2	.000	17-25	.680	6	15	21	5.3	13	1	13	8	0	6	57	14.3
13	Means, Morgan	4-4	133	33.2	18-35	.514	6-12	.500	10-13	.769	1	18	19	4.8	11	1	14	11	0	5	52	13.0
05	Kavas, Matej	4-4	126	31.5	15-39	.385	5-18	.278	10-12	.833	5	16	21	5.3	11	0	4	4	0	2	45	11.3
24	Jones, Delante	4-4	110	27.5	15-43	.349	2-16	.125	2-4	.500	5	10	15	3.8	6	0	3	9	0	2	34	8.5
25	Hundal, Anand	4-0	27	6.8	8-11	.727	3-5	.600	0-1	.000	5	2	7	1.8	5	0	0	0	1	1	19	4.8
10	Nettles, Aaron	4-1	49	12.3	6-8	.750	6-8	.750	0-0	.000	0	3	3	0.8	8	0	0	3	0	2	18	4.5
00	McDowell, Dashawn	3-0	34	11.3	4-10	.400	0-0	.000	0-2	.000	2	4	6	2.0	4	0	2	2	0	1	8	2.7
35	Grigsby, Riley	4-2	52	13.0	2-10	.200	0-5	.000	6-8	.750	1	6	7	1.8	11	0	2	2	3	1	10	2.5
11	Economou, Rip	3-0	13	4.3	2-6	.333	1-5	.200	1-2	.500	0	0	0	0.0	3	0	0	0	0	0	6	2.0
15	Hopkins, Trey	4-0	17	4.3	3-7	.429	0-1	.000	1-2	.500	1	1	2	0.5	1	0	1	1	0	1	7	1.8
02	Burke, Ian	3-0	13	4.3	0-1	.000	0-0	.000	4-6	.667	2	1	3	1.0	2	0	0	2	0	1	4	1.3
41	Wall, Joe	3-0	4	1.3	1-2	.500	1-2	.500	0-0	.000	0	0	0	0.0	1	0	0	0	0	0	3	1.0
12	Da Campo, Mattia	4-0	14	3.5	1-1	1.000	0-0	.000	1-2	.500	2	4	6	1.5	0	0	1	0	0	0	3	0.8
14	Vail, Matt	3-0	3	1.0	0-0	.000	0-0	.000	0-0	.000	0	0	0	0.0	0	0	0	0	0	0	0	0.0
Team											2	4	6				1					
Total.....		4	798		121-247	.490	25-76	.329	62-96	.646	45	105	150	37.5	92	3	44	58	15	22	329	82.2
Opponents.....		4	799		88-237	.371	25-82	.305	90-109	.826	42	93	135	33.8	92	4	30	58	14	27	291	72.8

TEAM STATISTICS	SU	OPP	Date	Opponent	Score	Att.
SCORING	329	291	11/06/18	at Stanford	L 74-96	3365
Points per game	82.2	72.8	11/08/18	PUGET SOUND	w 95-67	999
Scoring margin	+9.5	-	11/11/18	BRYANT	w 82-59	1236
FIELD GOALS-ATT	121-247	88-237	11/14/18	WASHINGTON ST.	w 78-69	1977
Field goal pct	.490	.371	* - Conference game			
3 POINT FG-ATT	25-76	25-82				
3-point FG pct	.329	.305				
3-pt FG made per game	6.3	6.3				
FREE THROWS-ATT	62-96	90-109				
Free throw pct	.646	.826				
F-Throws made per game	15.5	22.5				
REBOUNDS	150	135				
Rebounds per game	37.5	33.8				
Rebounding margin	+3.8	-				
ASSISTS	44	30				
Assists per game	11.0	7.5				
TURNOVERS	58	58				
Turnovers per game	14.5	14.5				
Turnover margin	+0.0	-				
Assist/turnover ratio	0.8	0.5				
STEALS	22	27				
Steals per game	5.5	6.8				
BLOCKS	15	14				
Blocks per game	3.8	3.5				
ATTENDANCE	4212	3365				
Home games-Avg/Game	3-1404	1-3365				
Neutral site-Avg/Game	-	0-0				

Score by Periods	1st	2nd	Totals
Seattle U	156	173	329
Opponents	125	166	291



Seattle University Basketball
Seattle U Season Schedule/Results & Leaders (as of Nov 16, 2018)
All games

RECORD:	OVERALL	HOME	AWAY	NEUTRAL
ALL GAMES	3-1	3-0	0-1	0-0
CONFERENCE	0-0	0-0	0-0	0-0
NON-CONFERENCE	3-1	3-0	0-1	0-0

Date	Opponent	Score	Att. High Points	High Rebounds
11/06/18	at Stanford	74-96 L	3365 (16)Brown, Terrell	(6)Brown, Terrell
11/08/18	PUGET SOUND	w 95-67	999 (23)Carter, Myles	(12)Carter, Myles
11/11/18	BRYANT	w 82-59	1236 (25)Carter, Myles	(11)Carter, Myles
11/14/18	WASHINGTON ST.	w 78-69	1977 (21)Brown, Terrell	(8)Brown, Terrell (8)Carter, Myles

* - Conference game

Attendance Summary	Games	Attend	Avg/Game
Home	3	4212	1404
Away	1	3365	3365
Neutral	0	0	0
Total	4	7577	1894



Seattle University Basketball
Seattle U Team Game-by-Game (as of Nov 16, 2018)
All games

TEAM STATISTICS

Opponent	Date	Score		Total		3-Pointers		Free throws		Rebounds				pf	a	t/o	blk	stl	pts	avg
				fg-fga	pct	3fg-fga	pct	ft-fa	pct	off	def	tot	avg							
at Stanford	11/06/18	74-96	L	28-64	.438	6-18	.333	12-21	.571	12	18	30	30.0	25	7	11	1	2	74	74.0
PUGET SOUND	11/08/18	95-67	W	35-63	.556	7-17	.412	18-29	.621	12	27	39	34.5	22	16	17	4	6	95	84.5
BRYANT	11/11/18	82-59	W	30-65	.462	7-22	.318	15-23	.652	13	28	41	36.7	23	10	13	3	8	82	83.7
WASHINGTON ST.	11/14/18	78-69	W	28-55	.509	5-19	.263	17-23	.739	8	32	40	37.5	22	11	17	7	6	78	82.2
Seattle U		329		121-247	.490	25-76	.329	62-96	.646	45	105	150	37.5	92	44	58	15	22	329	82.2
Opponents		291		88-237	.371	25-82	.305	90-109	.826	42	93	135	33.8	92	30	58	14	27	291	72.8

Games played: 4
Points/game: 82.2
FG Pct: 49.0
3FG Pct: 32.9
FT Pct: 64.6

Rebounds/game: 37.5
Assists/game: 11.0
Turnovers/game: 14.5
Assist/turnover ratio: 0.8
Steals/game: 5.5
Blocks/game: 3.8



Seattle University Basketball
Seattle U Points-Rebounds-Assists (as of Nov 16, 2018)
All games

				00	01	02	05	10	11	12
Opponent	Date	Score		MCDOWELL,D	CARTER,MYL	BURKE,IAN	KAVAS,MATE	NETTLES,AA	ECONOMOU,R	DA CAMPO,M
at Stanford	11/06/18	74-96	L	4-3-0	6-3-0	1-1-0	13-4-0	0-0-0	2-0-0	1-3-1
PUGET SOUND	11/08/18	95-67	w	4-2-2	23-12-1	0-1-0	13-6-1	9-1-0	4-0-0	2-0-0
BRYANT	11/11/18	82-59	w	0-1-0	25-11-2	3-1-0	5-4-1	6-1-0	0-0-0	0-1-0
WASHINGTON ST.	11/14/18	78-69	w	DNP	9-8-1	DNP	14-7-2	3-1-0	DNP	0-2-0

				13	14	15	23	24	25	35
Opponent	Date	Score		MEANS,MORG	VAIL,MATT	HOPKINS,TR	BROWN,TERR	JONES,DELA	HUNDAL,ANA	GRIGSBY,RI
at Stanford	11/06/18	74-96	L	11-1-2	0-0-0	0-0-0	16-6-4	2-1-0	13-3-0	2-1-0
PUGET SOUND	11/08/18	95-67	w	9-7-7	0-0-0	7-0-1	8-4-3	9-2-1	4-3-0	3-0-0
BRYANT	11/11/18	82-59	w	21-8-3	0-0-0	0-1-0	12-3-3	8-7-0	2-1-0	0-2-1
WASHINGTON ST.	11/14/18	78-69	w	11-3-2	DNP	0-1-0	21-8-3	15-5-2	0-0-0	5-4-1

				41
Opponent	Date	Score		WALL,JOE
at Stanford	11/06/18	74-96	L	3-0-0
PUGET SOUND	11/08/18	95-67	w	0-0-0
BRYANT	11/11/18	82-59	w	0-0-0
WASHINGTON ST.	11/14/18	78-69	w	DNP



#00 McDowell, Dashawn

Opponent	Date	gs	min	Total		3-Pointers		Free throws		Rebounds				pf	a	t/o	blk	stl	pts	avg
				fg-fga	pct	3fg-fga	pct	ft-fta	pct	off	def	tot	avg							
at Stanford	11/06/18		19	2-7	.286	0-0	.000	0-0	.000	1	2	3	3.0	4	0	0	0	1	4	4.0
PUGET SOUND	11/08/18		9	2-3	.667	0-0	.000	0-2	.000	1	1	2	2.5	0	2	1	0	0	4	4.0
BRYANT	11/11/18		6	0-0	.000	0-0	.000	0-0	.000	0	1	1	2.0	0	0	1	0	0	0	2.7
Totals		0	34	4-10	.400	0-0	.000	0-2	.000	2	4	6	2.0	4	2	2	0	1	8	2.7

Games played: 3
Minutes/game: 11.3
Points/game: 2.7
FG Pct: 40.0
FT Pct: 0.0

Rebounds/game: 2.0
Assists/game: 0.7
Turnovers/game: 0.7
Assist/turnover ratio: 1.0
Steals/game: 0.3



#01 Carter, Myles

Opponent	Date	gs	min	Total		3-Pointers		Free throws		Rebounds				pf	a	t/o	blk	stl	pts	avg	
				fg-fga	pct	3fg-fga	pct	ft-fa	pct	off	def	tot	avg								
at Stanford	11/06/18	*	18	2-5	.400	0-1	.000	2-5	.400	1	2	3	3.0	5	0	2	1	0	6	6.0	
PUGET SOUND	11/08/18	*	22	10-13	.769	0-0	.000	3-6	.500	5	7	12	7.5	4	1	8	3	0	23	14.5	
BRYANT	11/11/18	*	33	10-17	.588	1-1	1.000	4-6	.667	6	5	11	8.7	4	2	3	3	0	25	18.0	
WASHINGTON ST.	11/14/18	*	30	4-5	.800	0-0	.000	1-2	.500	1	7	8	8.5	3	1	2	4	0	9	15.8	
Totals			4	103	26-40	.650	1-2	.500	10-19	.526	13	21	34	8.5	16	4	15	11	0	63	15.8

Games played: 4
 Minutes/game: 25.8
 Points/game: 15.8
 FG Pct: 65.0
 3FG Pct: 50.0
 FT Pct: 52.6

Rebounds/game: 8.5
 Assists/game: 1.0
 Turnovers/game: 3.8
 Assist/turnover ratio: 0.3
 Blocks/game: 2.8



#02 Burke, Ian

Opponent	Date	gs	min	Total		3-Pointers		Free throws		Rebounds				pf	a	t/o	blk	stl	pts	avg
				fg-fga	pct	3fg-fga	pct	ft-fga	pct	off	def	tot	avg							
at Stanford	11/06/18		3	0-0	.000	0-0	.000	1-2	.500	1	0	1	1.0	0	0	0	0	0	1	1.0
PUGET SOUND	11/08/18		6	0-1	.000	0-0	.000	0-0	.000	1	0	1	1.0	0	0	0	0	0	0	0.5
BRYANT	11/11/18		4	0-0	.000	0-0	.000	3-4	.750	0	1	1	1.0	2	0	2	0	1	3	1.3
Totals		0	13	0-1	.000	0-0	.000	4-6	.667	2	1	3	1.0	2	0	2	0	1	4	1.3

Games played: 3
Minutes/game: 4.3
Points/game: 1.3
FG Pct: 0.0
FT Pct: 66.7

Rebounds/game: 1.0
Turnovers/game: 0.7
Steals/game: 0.3



#05 Kavas, Matej

Opponent	Date	gs	min	Total		3-Pointers		Free throws		Rebounds				pf	a	t/o	blk	stl	pts	avg	
				fg-fga	pct	3fg-fga	pct	ft-fga	pct	off	def	tot	avg								
at Stanford	11/06/18	*	34	4-7	.571	1-3	.333	4-6	.667	1	3	4	4.0	3	0	2	0	0	13	13.0	
PUGET SOUND	11/08/18	*	27	3-9	.333	1-2	.500	6-6	1.000	2	4	6	5.0	3	1	1	0	0	13	13.0	
BRYANT	11/11/18	*	28	2-9	.222	1-5	.200	0-0	.000	1	3	4	4.7	3	1	0	0	2	5	10.3	
WASHINGTON ST.	11/14/18	*	37	6-14	.429	2-8	.250	0-0	.000	1	6	7	5.3	2	2	1	0	0	14	11.3	
Totals			4	126	15-39	.385	5-18	.278	10-12	.833	5	16	21	5.3	11	4	4	0	2	45	11.3

Games played: 4
Minutes/game: 31.5
Points/game: 11.3
FG Pct: 38.5
3FG Pct: 27.8
FT Pct: 83.3

Rebounds/game: 5.3
Assists/game: 1.0
Turnovers/game: 1.0
Assist/turnover ratio: 1.0
Steals/game: 0.5



#10 Nettles, Aaron

Opponent	Date	gs	min	Total		3-Pointers		Free throws		Rebounds				pf	a	t/o	blk	stl	pts	avg
				fg-fga	pct	3fg-fga	pct	ft-fta	pct	off	def	tot	avg							
at Stanford	11/06/18		9	0-1	.000	0-1	.000	0-0	.000	0	0	0	0.0	2	0	1	0	0	0	0.0
PUGET SOUND	11/08/18	*	16	3-3	1.000	3-3	1.000	0-0	.000	0	1	1	0.5	3	0	1	0	1	9	4.5
BRYANT	11/11/18		15	2-3	.667	2-3	.667	0-0	.000	0	1	1	0.7	0	0	0	0	1	6	5.0
WASHINGTON ST.	11/14/18		9	1-1	1.000	1-1	1.000	0-0	.000	0	1	1	0.8	3	0	1	0	0	3	4.5
Totals		1	49	6-8	.750	6-8	.750	0-0	.000	0	3	3	0.8	8	0	3	0	2	18	4.5

Games played: 4
Minutes/game: 12.3
Points/game: 4.5
FG Pct: 75.0
3FG Pct: 75.0

Rebounds/game: 0.8
Turnovers/game: 0.8
Steals/game: 0.5



#11 Economou, Rip

Opponent	Date	gs	min	Total		3-Pointers		Free throws		Rebounds				pf	a	t/o	blk	stl	pts	avg
				fg-fga	pct	3fg-fga	pct	ft-fga	pct	off	def	tot	avg							
at Stanford	11/06/18		5	1-2	.500	0-1	.000	0-0	.000	0	0	0	0.0	0	0	0	0	0	2	2.0
PUGET SOUND	11/08/18		5	1-4	.250	1-4	.250	1-2	.500	0	0	0	0.0	2	0	0	0	0	4	3.0
BRYANT	11/11/18		3	0-0	.000	0-0	.000	0-0	.000	0	0	0	0.0	1	0	0	0	0	0	2.0
Totals		0	13	2-6	.333	1-5	.200	1-2	.500	0	0	0	0.0	3	0	0	0	0	6	2.0

Games played: 3

Minutes/game: 4.3

Points/game: 2.0

FG Pct: 33.3

3FG Pct: 20.0

FT Pct: 50.0



#12 Da Campo, Mattia

Opponent	Date	gs	min	Total		3-Pointers		Free throws		Rebounds				pf	a	t/o	blk	stl	pts	avg
				fg-fga	pct	3fg-fga	pct	ft-fita	pct	off	def	tot	avg							
at Stanford	11/06/18		4	0-0	.000	0-0	.000	1-2	.500	1	2	3	3.0	0	1	0	0	0	1	1.0
PUGET SOUND	11/08/18		5	1-1	1.000	0-0	.000	0-0	.000	0	0	0	1.5	0	0	0	0	0	2	1.5
BRYANT	11/11/18		3	0-0	.000	0-0	.000	0-0	.000	0	1	1	1.3	0	0	0	0	0	0	1.0
WASHINGTON ST.	11/14/18		2	0-0	.000	0-0	.000	0-0	.000	1	1	2	1.5	0	0	0	0	0	0	0.8
Totals		0	14	1-1	1.000	0-0	.000	1-2	.500	2	4	6	1.5	0	1	0	0	0	3	0.8

Games played: 4
Minutes/game: 3.5
Points/game: 0.8
FG Pct: 100.0
FT Pct: 50.0

Rebounds/game: 1.5
Assists/game: 0.3
Assist/turnover ratio: 99.9



#13 Means, Morgan

Opponent	Date	gs	min	Total		3-Pointers		Free throws		Rebounds				pf	a	t/o	blk	stl	pts	avg
				fg-fga	pct	3fg-fga	pct	ft-fta	pct	off	def	tot	avg							
at Stanford	11/06/18	*	31	5-7	.714	1-1	1.000	0-0	.000	0	1	1	1.0	2	2	2	0	0	11	11.0
PUGET SOUND	11/08/18	*	34	3-7	.429	1-3	.333	2-2	1.000	1	6	7	4.0	2	7	3	0	4	9	10.0
BRYANT	11/11/18	*	37	7-13	.538	2-5	.400	5-7	.714	0	8	8	5.3	2	3	3	0	0	21	13.7
WASHINGTON ST.	11/14/18	*	31	3-8	.375	2-3	.667	3-4	.750	0	3	3	4.8	5	2	3	0	1	11	13.0
Totals			4	18-35	.514	6-12	.500	10-13	.769	1	18	19	4.8	11	14	11	0	5	52	13.0

Games played: 4
Minutes/game: 33.2
Points/game: 13.0
FG Pct: 51.4
3FG Pct: 50.0
FT Pct: 76.9

Rebounds/game: 4.8
Assists/game: 3.5
Turnovers/game: 2.8
Assist/turnover ratio: 1.3
Steals/game: 1.3



#14 Vail, Matt

Opponent	Date	gs	min	Total		3-Pointers		Free throws		Rebounds				pf	a	t/o	blk	stl	pts	avg
				fg-fga	pct	3fg-fga	pct	ft-fga	pct	off	def	tot	avg							
at Stanford	11/06/18		1	0-0	.000	0-0	.000	0-0	.000	0	0	0	0.0	0	0	0	0	0	0	0.0
PUGET SOUND	11/08/18		1	0-0	.000	0-0	.000	0-0	.000	0	0	0	0.0	0	0	0	0	0	0	0.0
BRYANT	11/11/18		1	0-0	.000	0-0	.000	0-0	.000	0	0	0	0.0	0	0	0	0	0	0	0.0
Totals		0	3	0-0	.000	0-0	.000	0-0	.000	0	0	0	0.0	0	0	0	0	0	0	0.0

Games played: 3

Minutes/game: 1.0



#15 Hopkins, Trey

Opponent	Date	gs	min	Total		3-Pointers		Free throws		Rebounds				pf	a	t/o	blk	stl	pts	avg
				fg-fga	pct	3fg-fga	pct	ft-fga	pct	off	def	tot	avg							
at Stanford	11/06/18		6	0-0	.000	0-0	.000	0-0	.000	0	0	0	0.0	0	0	0	0	0	0	0.0
PUGET SOUND	11/08/18		6	3-5	.600	0-1	.000	1-2	.500	0	0	0	0.0	1	1	0	0	0	7	3.5
BRYANT	11/11/18		4	0-2	.000	0-0	.000	0-0	.000	1	0	1	0.3	0	0	1	0	1	0	2.3
WASHINGTON ST.	11/14/18		1	0-0	.000	0-0	.000	0-0	.000	0	1	1	0.5	0	0	0	0	0	0	1.8
Totals		0	17	3-7	.429	0-1	.000	1-2	.500	1	1	2	0.5	1	1	1	0	1	7	1.8

Games played: 4
 Minutes/game: 4.3
 Points/game: 1.8
 FG Pct: 42.9
 3FG Pct: 0.0
 FT Pct: 50.0

Rebounds/game: 0.5
 Assists/game: 0.3
 Turnovers/game: 0.3
 Assist/turnover ratio: 1.0
 Steals/game: 0.3



#23 Brown, Terrell

Opponent	Date	gs	min	Total		3-Pointers		Free throws		Rebounds				pf	a	t/o	blk	stl	pts	avg
				fg-fga	pct	3fg-fga	pct	ft-fga	pct	off	def	tot	avg							
at Stanford	11/06/18	*	24	6-15	.400	0-1	.000	4-6	.667	3	3	6	6.0	1	4	2	0	0	16	16.0
PUGET SOUND	11/08/18		21	3-4	.750	0-0	.000	2-4	.500	0	4	4	5.0	3	3	3	0	1	8	12.0
BRYANT	11/11/18		22	5-6	.833	0-0	.000	2-4	.500	1	2	3	4.3	5	3	0	0	2	12	12.0
WASHINGTON ST.	11/14/18		33	6-9	.667	0-1	.000	9-11	.818	2	6	8	5.3	4	3	3	0	3	21	14.3
Totals		1	100	20-34	.588	0-2	.000	17-25	.680	6	15	21	5.3	13	13	8	0	6	57	14.3

Games played: 4
Minutes/game: 25.0
Points/game: 14.3
FG Pct: 58.8
3FG Pct: 0.0
FT Pct: 68.0

Rebounds/game: 5.3
Assists/game: 3.3
Turnovers/game: 2.0
Assist/turnover ratio: 1.6
Steals/game: 1.5



#24 Jones, Delante

Opponent	Date	gs	min	Total		3-Pointers		Free throws		Rebounds				pf	a	t/o	blk	stl	pts	avg
				fg-fga	pct	3fg-fga	pct	ft-fga	pct	off	def	tot	avg							
at Stanford	11/06/18	*	22	1-9	.111	0-3	.000	0-0	.000	0	1	1	1.0	2	0	1	0	0	2	2.0
PUGET SOUND	11/08/18	*	26	4-6	.667	1-2	.500	0-0	.000	0	2	2	1.5	2	1	0	0	0	9	5.5
BRYANT	11/11/18	*	26	3-13	.231	1-7	.143	1-2	.500	3	4	7	3.3	1	0	2	0	1	8	6.3
WASHINGTON ST.	11/14/18	*	36	7-15	.467	0-4	.000	1-2	.500	2	3	5	3.8	1	2	6	0	1	15	8.5
Totals			4	15-43	.349	2-16	.125	2-4	.500	5	10	15	3.8	6	3	9	0	2	34	8.5

Games played: 4
Minutes/game: 27.5
Points/game: 8.5
FG Pct: 34.9
3FG Pct: 12.5
FT Pct: 50.0

Rebounds/game: 3.8
Assists/game: 0.8
Turnovers/game: 2.3
Assist/turnover ratio: 0.3
Steals/game: 0.5



#25 Hundal, Anand

Opponent	Date	gs	min	Total		3-Pointers		Free throws		Rebounds				pf	a	t/o	blk	stl	pts	avg
				fg-fga	pct	3fg-fga	pct	ft-fga	pct	off	def	tot	avg							
at Stanford	11/06/18		13	5-6	.833	3-4	.750	0-0	.000	2	1	3	3.0	2	0	0	0	0	13	13.0
PUGET SOUND	11/08/18		7	2-3	.667	0-0	.000	0-1	.000	2	1	3	3.0	1	0	0	0	0	4	8.5
BRYANT	11/11/18		3	1-1	1.000	0-0	.000	0-0	.000	1	0	1	2.3	2	0	0	0	0	2	6.3
WASHINGTON ST.	11/14/18		4	0-1	.000	0-1	.000	0-0	.000	0	0	0	1.8	0	0	0	1	1	0	4.8
Totals		0	27	8-11	.727	3-5	.600	0-1	.000	5	2	7	1.8	5	0	0	1	1	19	4.8

Games played: 4
Minutes/game: 6.8
Points/game: 4.8
FG Pct: 72.7
3FG Pct: 60.0
FT Pct: 0.0

Rebounds/game: 1.8
Steals/game: 0.3
Blocks/game: 0.3



#35 Grigsby, Riley

Opponent	Date	gs	min	Total		3-Pointers		Free throws		Rebounds				pf	a	t/o	blk	stl	pts	avg
				fg-fga	pct	3fg-fga	pct	ft-fta	pct	off	def	tot	avg							
at Stanford	11/06/18		8	1-4	.250	0-2	.000	0-0	.000	1	0	1	1.0	4	0	0	0	1	2	2.0
PUGET SOUND	11/08/18		13	0-3	.000	0-1	.000	3-4	.750	0	0	0	0.5	0	0	0	1	0	3	2.5
BRYANT	11/11/18	*	14	0-1	.000	0-1	.000	0-0	.000	0	2	2	1.0	3	1	1	0	0	0	1.7
WASHINGTON ST.	11/14/18	*	17	1-2	.500	0-1	.000	3-4	.750	0	4	4	1.8	4	1	1	2	0	5	2.5
Totals		2	52	2-10	.200	0-5	.000	6-8	.750	1	6	7	1.8	11	2	2	3	1	10	2.5

Games played: 4
Minutes/game: 13.0
Points/game: 2.5
FG Pct: 20.0
3FG Pct: 0.0
FT Pct: 75.0

Rebounds/game: 1.8
Assists/game: 0.5
Turnovers/game: 0.5
Assist/turnover ratio: 1.0
Steals/game: 0.3
Blocks/game: 0.8



#41 Wall, Joe

Opponent	Date	gs	min	Total		3-Pointers		Free throws		Rebounds				pf	a	t/o	blk	stl	pts	avg
				fg-fga	pct	3fg-fga	pct	ft-fa	pct	off	def	tot	avg							
at Stanford	11/06/18		1	1-1	1.000	1-1	1.000	0-0	.000	0	0	0	0.0	0	0	0	0	0	3	3.0
PUGET SOUND	11/08/18		2	0-1	.000	0-1	.000	0-0	.000	0	0	0	0.0	1	0	0	0	0	0	1.5
BRYANT	11/11/18		1	0-0	.000	0-0	.000	0-0	.000	0	0	0	0.0	0	0	0	0	0	0	1.0
Totals		0	4	1-2	.500	1-2	.500	0-0	.000	0	0	0	0.0	1	0	0	0	0	3	1.0

Games played: 3

Minutes/game: 1.3

Points/game: 1.0

FG Pct: 50.0

3FG Pct: 50.0



2018-19 BOX SCORES

Official Basketball Box Score -- Game Totals -- Final Statistics Seattle U vs Stanford 11/06/18 7:00 pm at Stanford, CA (Maples Pavilion)

Seattle U 74 • 0-1

#	Player	Total		3-Ptr		Rebounds			PF	TP	A	TO	Blk	Stl	Min
		FG-FGA	FG-FGA	FT-FTA	FT-FTA	Off	Def	Tot							
01	Carter, Myles	f	2-5	0-1	2-5	1	2	3	5	6	0	2	1	0	18
05	Kavas, Matej	g	4-7	1-3	4-6	1	3	4	3	13	0	2	0	0	34
13	Means, Morgan	g	5-7	0-1	0-0	0	1	1	2	11	2	2	0	0	31
23	Brown, Terrell	g	6-15	0-1	4-6	3	3	6	1	16	4	2	0	0	24
24	Jones, Delante	g	1-9	0-3	0-0	0	1	1	2	2	0	1	0	0	22
00	McDowell, Dashawn	g	2-7	0-0	0-0	1	2	3	4	4	0	0	0	1	19
02	Burke, Ian	g	0-0	0-0	1-2	1	0	1	0	1	0	0	0	0	3
10	Nettles, Aaron	g	0-1	0-1	0-0	0	0	0	2	0	0	1	0	0	9
11	Economou, Rip	g	1-2	0-1	0-0	0	0	0	0	2	0	0	0	0	5
12	Da Campo, Mattia	g	0-0	0-0	1-2	1	2	3	0	1	1	0	0	0	4
14	Vail, Matt	g	0-0	0-0	0-0	0	0	0	0	0	0	0	0	0	1
15	Hopkins, Trey	g	0-0	0-0	0-0	0	0	0	0	0	0	0	0	0	6
25	Hundal, Anand	g	5-6	3-4	0-0	2	1	3	2	13	0	0	0	0	13
35	Grigsby, Riley	g	1-4	0-2	0-0	1	0	1	4	2	0	0	0	1	8
41	Wall, Joe	g	1-1	1-1	0-0	0	0	0	0	3	0	0	0	0	1
Team						1	3	4				1			
Totals			28-64	6-18	12-21	12	18	30	25	74	7	11	1	2	198
FG % 1st Half: 14-28		50.0%	2nd half: 14-36		38.9%	Game: 28-64		43.8%	Deadball						
3FG % 1st Half: 4-7		57.1%	2nd half: 2-11		18.2%	Game: 6-18		33.3%	Rebounds						
FT % 1st Half: 4-6		66.7%	2nd half: 8-15		53.3%	Game: 12-21		57.1%	4,1						

Stanford 96 • 2-0

#	Player	Total		3-Ptr		Rebounds			PF	TP	A	TO	Blk	Stl	Min
		FG-FGA	FG-FGA	FT-FTA	FT-FTA	Off	Def	Tot							
00	KZ Okpala	f	8-12	2-2	11-13	1	9	10	2	29	5	3	3	1	36
13	Oscar Da Silva	f	2-3	0-1	0-0	1	5	6	3	4	2	3	1	1	21
20	Josh Sharma	c	3-7	0-0	2-2	1	4	5	3	8	1	1	1	0	13
01	Daejon Davis	g	4-7	1-1	6-7	0	0	0	4	15	2	2	0	0	21
23	Cormac Ryan	g	5-8	5-6	1-1	3	4	7	2	16	1	1	0	2	33
04	Isaac White	g	0-1	0-1	2-2	0	0	0	1	2	0	1	0	0	6
11	Jaiden Delaire	g	3-7	2-3	0-0	0	5	5	8	0	2	1	0	0	25
14	Marcus Sheffield	g	2-5	1-1	5-6	1	0	1	1	10	1	0	0	0	20
15	Rodney Herenton	g	0-0	0-0	0-0	0	0	0	0	0	0	0	0	0	3
32	Lukas Kisunas	g	1-3	0-0	0-0	1	0	1	2	2	0	0	0	0	5
33	Trevor Stanback	g	1-3	0-0	0-2	1	2	3	0	2	0	0	0	0	17
Team						3	0	3							
Totals			29-56	11-15	27-33	10	28	38	23	96	12	13	6	4	200
FG % 1st Half: 11-26		42.3%	2nd half: 18-30		60.0%	Game: 29-56		51.8%	Deadball						
3FG % 1st Half: 3-4		75.0%	2nd half: 8-11		72.7%	Game: 11-15		73.3%	Rebounds						
FT % 1st Half: 15-21		71.4%	2nd half: 12-12		100.0	Game: 27-33		81.8%	4,1						

Officials: Technical fouls: Seattle U-None. Stanford-None.
Attendance: 3365
2018-19 Men's Basketball. Round: 0. Seattle U vs Stanford. Played at .

Score by periods	1st	2nd	Total
Seattle U	36	38	74
Stanford	40	56	96

Official Basketball Box Score -- Game Totals -- Final Statistics Bryant vs Seattle U 11/11/18 7:00 pm at Kent, WA (accesso ShoWare Center)

Bryant 59 • 0-2

#	Player	Total		3-Ptr		Rebounds			PF	TP	A	TO	Blk	Stl	Min
		FG-FGA	FG-FGA	FT-FTA	FT-FTA	Off	Def	Tot							
01	Juan Cardenas	f	0-3	0-1	1-2	0	4	4	3	1	0	0	1	1	20
25	Patrick Harding	f	1-3	0-0	0-0	0	6	6	2	2	0	1	1	1	17
03	Byron Hawkins	g	5-12	2-7	7-10	0	1	1	1	19	1	1	0	1	34
11	Adam Grant	g	5-14	2-8	0-0	3	1	4	2	12	1	5	1	2	33
22	Joe Kasperzyk	g	3-6	0-2	3-3	0	0	0	5	9	1	3	1	2	19
02	Brandon Carroll	g	0-0	0-0	1-2	0	1	1	1	1	0	0	0	2	4
10	Taylor McHugh	g	1-3	1-3	0-0	1	1	2	1	3	4	1	0	0	27
13	Monty Urmilevicius	g	0-0	0-0	2-2	1	3	4	0	2	0	1	0	0	8
14	Kyle Cardaci	g	0-3	0-3	2-2	0	3	3	3	2	0	0	0	0	9
21	Tanner Johnson	g	0-2	0-2	0-0	0	0	0	1	0	0	1	0	0	11
54	Sebastian Townes	g	2-5	0-0	4-4	1	2	3	5	8	0	0	0	0	18
Team						0	0	0							
Totals			17-51	5-26	20-25	6	22	28	24	59	7	13	4	9	200
FG % 1st Half: 9-27		33.3%	2nd half: 8-24		33.3%	Game: 17-51		33.3%	Deadball						
3FG % 1st Half: 2-11		18.2%	2nd half: 3-15		20.0%	Game: 5-26		19.2%	Rebounds						
FT % 1st Half: 4-4		100.0	2nd half: 16-21		76.2%	Game: 20-25		80.0%	3,2						

Seattle U 82 • 2-1

#	Player	Total		3-Ptr		Rebounds			PF	TP	A	TO	Blk	Stl	Min
		FG-FGA	FG-FGA	FT-FTA	FT-FTA	Off	Def	Tot							
01	Carter, Myles	f	10-17	1-1	4-6	6	5	11	4	25	2	3	3	0	33
05	Kavas, Matej	g	2-9	1-5	0-0	1	3	4	3	5	1	0	0	2	28
13	Means, Morgan	g	7-13	2-5	5-7	0	8	8	2	21	3	3	0	0	37
24	Jones, Delante	g	3-13	1-7	1-2	3	4	7	1	8	0	2	0	1	26
35	Grigsby, Riley	g	0-1	0-1	0-0	0	2	2	3	0	1	1	0	0	14
00	McDowell, Dashawn	g	0-0	0-0	0-0	0	1	1	0	0	0	1	0	0	6
02	Burke, Ian	g	0-0	0-0	3-4	0	1	1	2	3	0	2	0	1	4
10	Nettles, Aaron	g	2-3	2-3	0-0	0	1	1	0	6	0	0	0	1	15
11	Economou, Rip	g	0-0	0-0	0-0	0	0	0	1	0	0	0	0	0	3
12	Da Campo, Mattia	g	0-0	0-0	0-0	0	1	1	0	0	0	0	0	0	3
14	Vail, Matt	g	0-0	0-0	0-0	0	0	0	0	0	0	0	0	0	1
15	Hopkins, Trey	g	0-2	0-0	0-0	1	0	1	0	0	0	1	0	1	4
23	Brown, Terrell	g	5-6	0-0	2-4	1	2	3	5	12	3	0	0	2	22
25	Hundal, Anand	g	1-1	0-0	0-0	1	0	1	2	2	0	0	0	0	3
41	Wall, Joe	g	0-0	0-0	0-0	0	0	0	0	0	0	0	0	0	1
Team						0	0	0							
Totals			30-65	7-22	15-23	13	28	41	23	82	10	13	3	8	200
FG % 1st Half: 14-34		41.2%	2nd half: 16-31		51.6%	Game: 30-65		46.2%	Deadball						
3FG % 1st Half: 2-9		22.2%	2nd half: 5-13		38.5%	Game: 7-22		31.8%	Rebounds						
FT % 1st Half: 3-5		60.0%	2nd half: 12-18		66.7%	Game: 15-23		65.2%	6,2						

Officials: Jimmy Casas, Greg Nixon, Mark Cook
Technical fouls: Bryant-None. Seattle U-None.
Attendance: 1236
2018-19 Men's Basketball. Round: 0. Bryant vs Seattle U. Played at .

Score by periods	1st	2nd	Total
Bryant	24	35	59
Seattle U	33	49	82

Last FG - BRYANT 2nd-01:45, SU 2nd-04:17.
Largest lead - BRYANT None, SU by 29 2nd-04:17.
BRYANT led for 00:00, SU led for 36:01. Game was tied for 03:59.

In	Off	2nd	Fast	Bench
Points	Paint	T/O	Chance	Break
18	10	4	20	3
SU	44	10	3	16

Score tied - 2 times.
Lead changed - 0 times.

Official Basketball Box Score -- Game Totals -- Final Statistics Puget Sound vs Seattle U 11/08/18 7:00 pm at Seattle, WA (Redhawk Center)

Puget Sound 67

#	Player	Total		3-Ptr		Rebounds			PF	TP
---	--------	-------	--	-------	--	----------	--	--	----	----