

2018-19 SEATTLE UNIVERSITY MEN'S BASKETBALL

GAME I: SU at Stanford - Nov. 6, 2018

SEATTLE
BASKETBALL

CONTACT: Sarah Finney, Director of Communications • finneysa@seattleu.edu • 206-445-2237 • GoSeattleU.com

2018-19 SCHEDULE

Nov. 6	at Stanford	7:00 PM
NOV. 8	PUGET SOUND	7:00 PM
NOV. 11	BRYANT!	7:00 PM
NOV. 14	WASHINGTON STATE!	7:00 PM
NOV. 18	SOUTHERN UTAH	1:00 PM
NOV. 23	DENVER #	12:00 PM
NOV. 24	FAIRFIELD #	3:00 PM
NOV. 25	LONGWOOD #	3:00 PM
NOV. 28	NORTHWEST #	7:00 PM
DEC. 1	EASTERN WASHINGTON	5:00 PM
DEC. 6	OMAHA ~	7:00 PM
Dec. 9	at Washington	6:00 PM
Dec. 17	at Portland	7:00 PM
DEC. 20	PRAIRIE VIEW A&M	7:00 PM
Dec. 29	at Cal	5:00 PM
Jan. 3	at CSU Bakersfield *	7:00 PM
Jan. 5	at Grand Canyon *	5:00 PM
Jan. 12	at Utah Valley *	6:00 PM
JAN. 17	NEW MEXICO STATE *	7:00 PM
JAN. 19	UTRGV *	7:00 PM
Jan. 24	at Chicago State *	5:00 PM
Jan. 26	at Kansas City *	4:00 PM
FEB. 2	CALIFORNIA BAPTIST *	7:00 PM
FEB. 9	UTAH VALLEY *	1:00 PM
Feb. 14	at UTRGV *	5:00 PM
Feb. 16	at New Mexico State *	6:00 PM
FEB. 21	KANSAS CITY *	7:00 PM
FEB. 23	CHICAGO STATE *	1:00 PM
Feb. 28	at California Baptist *	7:00 PM
MAR. 7	CSU BAKERSFIELD *	7:00 PM
MAR. 9	GRAND CANYON *	1:00 PM

Mar. 14-16 at WAC Championship (Las Vegas, NV)

HOME GAMES played at the Redhawk Center unless noted

! Game played at accesso ShoWare Center (Kent, Wash.)

Elgin Baylor Classic | - Summit League/WAC Challenge

* WAC game | All times listed are Pacific

All dates and times subject to change

206-398-GOSU (4678) | GoSeattleU.com/tix

All games broadcast on KTTN 770 AM



SEATTLE U (0-0)



STANFORD (0-0)

GAMEDAY ROUND-UP

Seattle University Redhawks (0-0) at Stanford Cardinal (0-0)
Tuesday, Nov. 6, 2018 • 7 PM PT • Maples Pavilion • Stanford, Calif.
LISTEN: ESPN 710 AM/mynorthwest.com (Gary Hill, Jr.)
TV: Pac-12 Bay Area (Guy Haberman and Ben Braun)
ONLINE: Pac-12 Network (Pac-12.com)

ON TAP

Seattle University opens the 2018-19 season on the road for the second consecutive season, traveling to face the first of four Pac-12 opponents this year – Stanford University. Tip off from Maples Pavilion in Stanford, Calif., is set for 7:00 p.m. Pacific Time. The game will be broadcast on Pac-12 Bay Area. Fans can also tune in to ESPN 710 AM in Seattle or online at mynorthwest.com.

SEASON OPENERS

Seattle University will be seeking its first season-opening win since the 2012-13 season. The Redhawks have dropped their last five season openers, last winning a season's first game on Nov. 11, 2012 - an 87-72 victory over Montana State at KeyArena.

ABOUT THE SERIES

This marks the sixth all-time meeting between Seattle U and Stanford. The Cardinal hold a 5-0 all-time record over the Redhawks. The teams last met on Nov. 28, 2012 at Maples Pavilion, a 68-57 victory for Stanford. Four of the five previous meetings in the series were played at Stanford.

PROJECTED STARTING LINEUP

POS.	NO.	NAME	YR	HT	PPG	NOTABLE
F	1	Myles Carter	RJr.	6-9	—	Played 1st 2 seasons for Seton Hall before transferring
G	5	Matej Kavas	RJr.	6-8	15.2	Preseason All-WAC, led WAC w/ 91 3s in 2017-18
G	13	Morgan Means	Jr.	6-3	8.6	Started all 29 games he appeared in in 2016-17
G	24	Delante Jones	RJr.	6-5	—	11.5 ppg, 3.4 rpg, 1.8 apg in 2016-17 at American
G/F	35	Riley Grigsby	Fr.	6-6	—	2x First Team All-West Catholic League at Archbishop Mitty HS

RESERVES

G	0	Dashawn McDowell	RSO.	6-5	—	Appeared in 29 games as a FR at SMU in 2016-17
G	2	Ian Burke	Fr.	6-5	—	Scored more than 950 career pts at Brophy College Prep
G	10	Aaron Nettles	So.	5-11	2.6	Appeared in 32 games w/ 2 starts in 2017-18
G	11	Rip Economou	Fr.	6-8	—	3x First Team All-Ocean League pick at Santa Monica HS
G	12	Mattia Da Campo	Jr.	6-5	1.5	Appeared in 27 games w/ 1 start in 2017-18
F	14	Matt Vail	Fr.	6-5	—	Averaged 13 ppg as a senior at Stanwood HS
G	15	Trey Hopkins	Fr.	6-4	—	31.8 pts, 8.2 reb, 5.4 assts as a senior at Carl Albert HS
G	23	Terrell Brown	RSO.	6-1	—	Led the NWAC w/ 30 ppg at Shoreline CC
F	25	Anand Hundal	Jr.	6-10	—	14.8 ppg, 10.3 rpg, 2.6 bpg at Las Positas College
F	30	Jacob Eyman	Fr.	6-9	—	12.6 ppg, 8.1 rpg, 2.7 bpg as a senior at Las Alamos HS
F	41	Joe Wall	Fr.	6-7	—	13 ppg as a senior at Jesuit HS (Ore.)

PPG from final 2017-18 stats

**UNIVERSITY INFORMATION**

Location: Seattle, Wash.
 Founded: 1891
 Chartered: 1898
 Enrollment: 4,780 (undergrad)
 Nickname: Redhawks
 Colors: Red and White
 Affiliation: NCAA Division I
 Conference: Western Athletic Conference
 Home Facility (capacity): Redhawk Center (999)
 President: Fr. Stephen Sundborg, S.J.
 Director of Athletics: Shaney Fink
 Athletic Ticket Office: 206-398-GOSU (4678)

MEN'S BASKETBALL COACHING STAFF

Head Coach: Jim Hayford (Second season)
 Alma Mater: (Azusa Pacific '89)
 Record at Seattle: 20-14 (One season)
 Career Record: 380-189 (19 seasons)
 Associate Head Coach: Chris Victor (Second season)
 Alma Mater: Concordia '04
 Assistant Coach: Nick Robinson (Second season)
 Alma Mater: Stanford '04
 Assistant Coach: Sam Kirby (First season)
 Alma Mater: Seattle U '08
 Director of Operations: Mike Odlandi (First season)
 Alma Mater: Whitworth '10
 Director of Player Dev.: Patrick Mulligan (Second season)
 Alma Mater: Gonzaga

TEAM FACTS

2017-18 Record: 20-14
 2017-18 WAC Record/Finish: 8-6/4th
 Letterwinners Returning/Lost: 4/8
 Starters Returning/Lost: 1/4
 Redshirts: 3
 Newcomers: 9
 2017-18 Postseason Result: CBI First Round

ATHLETIC COMMUNICATIONS

Director of Communications/MBB Contact: Sarah Finney
 O: (206) 296-5915 | C: (206) 445-2237
 Email: finneysa@seattleu.edu
 Asst. Director of Communications: Brian Vail
 O: (206) 296-2490
 Email: vailbr@seattleu.edu
 Athletic Website: www.GoSeattleU.com
 Radio (Talent): KTTH 770 AM (Dave Grosby, Gary Hill, Jr.)
 Mailing Address:
 Seattle University, 901 12th Ave.,
 PO Box 222000, Seattle, WA 98122

ABOUT THE CARDINAL

Stanford returns two starters and nine letterwinners overall from last season's squad that won 19 games overall and reached the postseason for the first time in three years. Headlining the group are sophomores Daejon Davis and KZ Okpala. Davis, who started all 33 games he played in, was named to the five-member All-Pac-12 Freshman Team last season after averaging 10.7 points and 4.8 assists. He broke Brevin Knight's freshman assist record with 160 last season. Okpala, who started 21 of the 23 games he played in, averaged 10.0 ppg last year. The forward poured in a career-best 23 points against UCLA in the Pac-12 Tournament. The Cardinal also returns senior center Josh Sharma, who owns 87 career blocks, including 27 last season.

PRESEASON HONORS

Redshirt junior Matej Kavas, a Ljubljana, Slovenia native, who has been named a preseason All-WAC First Team selection by both the league's nine head coaches and the WAC media. The 6-8 guard was the Redhawks' leading scorer in 2017-18, averaging 15.2 points per game. He also averaged 5.1 rebounds and 1.2 assists, led the team in scoring 11 times and scored 20 points or more nine times. Kavas led the WAC with 91 three-pointers and finished the year ranked eighth in the nation, hitting 46.4 percent from beyond the arc. Kavas was named the WAC Freshman of the Year in 2016-17.

WAC PRESEASON POLLS

In a vote of the Western Athletic Conference men's basketball head coaches, the Redhawks were picked to finish third during the 2018-19 season. The Redhawks earned 45 points and edged out fourth-place pick, Utah Valley, who earned 43 points in the coaches voting. Reigning WAC champion New Mexico State is the 2018-19

2018-19 NUMERICAL ROSTER

NO.	NAME	POS	HT	WT	YR/EXP	HOMETOWN/PREVIOUS SCHOOL
0	Dashawn McDowell	G	6-5	185	RSo./TR	Oklahoma City, Okla./Southeast HS/SMU
1	Myles Carter	F	6-9	230	RJr./TR	Chicago, Ill./St. Rita's of Cascia HS/Seton Hall
2	Ian Burke	G	6-5	180	Fr./HS	Phoenix, Ariz./Brophy Prep
5	Matej Kavas	G	6-8	200	RJr./2V	Ljubljana, Slovenia/Gimnazija Bezigrad HS
10	Aaron Nettles	G	5-11	175	So./IV	Seattle, Wash./Seattle Prep
11	Rip Economou	G	6-8	180	Fr./HS	Santa Monica, Calif./Santa Monica HS
12	Mattia Da Campo	G	6-5	210	Jr./2V	Venice, Italy/Stella Azura Academy
13	Morgan Means	G	6-3	175	Jr./2V	Compton, Calif./Redondo Union HS
14	Matt Vail	F	6-5	190	Fr./HS	Stanwood, Wash./Stanwood HS
15	Trey Hopkins	G	6-4	163	Fr./HS	Midwest City, Okla./Carl Albert HS
23	Terrell Brown	G	6-1	175	RSo./TR	Seattle, Wash./Garfield HS/Shoreline CC
24	Delante Jones	G	6-5	195	RJr./TR	Chantilly, Va./Virginia Episcopal/American
25	Anand Hundal	F	6-10	230	Jr./TR	Manteca, Calif./Manteca HS/Las Positas College
30	Jacob Eyman	F	6-9	205	Fr./HS	Los Alamitos, Calif./Los Alamitos HS
35	Riley Grigsby	G/F	6-6	220	Fr./HS	San Jose, Calif./Archbishop Mitty HS
41	Joe Wall	F	6-7	215	Fr./HS	Portland, Ore./Jesuit HS

COACHING STAFF

Head Coach: Jim Hayford (Azusa Pacific '89) – Second season
 Associate Head Coach: Chris Victor (Concordia Irvine '04) – Second season
 Assistant Coach: Nick Robinson (Stanford '04) – Second season
 Assistant Coach: Sam Kirby (Seattle U '08) – First season
 Director of Operations: Mike Odland (Whitworth '10) – First season
 Director of Player Development: Patrick Mulligan (Gonzaga) – Second season

PRONUNCIATION GUIDE

#0 Dashawn McDowell: Dah-shawn
 #5 Matej Kavas: MAH-tey KAH-vahs
 #10 Rip Economou: Ee-con-oh-moe
 #12 Mattia Da Campo: Mat-EE-AH DAH-Camp-oh
 #23 Terrell Brown: Teh-REHL
 #25 Anand Hundal: Ah-nand Hun-dahl
 #30 Jacob Eyman: Eye-man



INSIDE THE NUMBERS

2018-19 Record	0-0	Allowing less than 60	0-0
Non-Conference	0-0	Allowing between 60-69	0-0
WAC	0-0	Allowing between 70-79	0-0
Home	0-0	Allowing between 80-89	0-0
Away	0-0	Allowing 90 or more	0-0
Neutral	0-0		
In overtime	0-0	Shooting below 30%	0-0
		Shooting between 30-39.9%	0-0
Current Streak	L1	Shooting between 40-44.9%	0-0
Last win	3/8/18 vs. UTRGV (77-60)	Shooting between 45-49.9%	0-0
Last loss	3/14/18 vs. UCA (90-92 OT)	Shooting between 50-54.9%	0-0
Current Home Streak	L1	Shooting 55% or above	0-0
Last win	2/17/18 vs. NM State (73-63 OT)		
Last loss	3/14/18 vs. UCA (90-92 OT)	Opponent shooting below 30%	0-0
Current Road Streak	L3	Opponent shooting between 30-39.9%	0-0
Last win	1/10/18 at Chicago State (91-81)	Opponent shooting between 40-44.9%	0-0
Last loss	3/3/18 at Utah Valley (47-73)	Opponent shooting between 45-49.9%	0-0
Current Neutral Streak	L1	Opponent shooting between 50-54.9%	0-0
Last win	3/8/18 vs. UTRGV (77-60)	Opponent shooting 55% or above	0-0
Last loss	3/9/18 vs. NM State (79-84)		
		More or same rebounds than opponent	0-0
Records When...		Fewer rebounds than opponent	0-0
November	0-0		
December	0-0	Game decided by 1-5 Points	0-0
January	0-0	Game decided by 6-10 Points	0-0
February	0-0	Game decided by 11-15 Points	0-0
March	0-0	Game decided by 16-20 Points	0-0
		Game decided by 21+ Points	0-0
Monday	0-0		
Tuesday	0-0	SU has 0 players in double figures	0-0
Wednesday	0-0	SU has 1 players in double figures	0-0
Thursday	0-0	SU has 2 players in double figures	0-0
Friday	0-0	SU has 3 players in double figures	0-0
Saturday	0-0	SU has 4 players in double figures	0-0
Sunday	0-0	SU has 5+ players in double figures	0-0
Leading at halftime	0-0	Wearing Black Jerseys	0-0
Trailing at halftime	0-0	Wearing Grey Jerseys	0-0
Tied at halftime	0-0	Wearing Red Jerseys	0-0
		Wearing White Jerseys	0-0
Scoring less than 60	0-0		
Scoring between 60-69	0-0		
Scoring between 70-79	0-0		
Scoring between 80-89	0-0		
Scoring 90 or more	0-0		

preseason favorite, earning 63 points and seven first-place votes. Grand Canyon followed with 58 points and two first-place votes.

In the simultaneously released WAC media poll, Seattle U was selected to finish fourth (150 points) behind preseason media favorite New Mexico State (214 points), Grand Canyon (180 points) and Utah Valley (162 points).

TRIO OF TRANSFERS

A trio of transfers who spent the 2017-18 season redshirting at Seattle U will immediately infuse the Redhawk line-up this winter. Myles Carter, a 6-9 forward from Seton Hall, and Delante Jones, a 6-5 guard from American, will both be redshirt juniors in 2018-19, while Dashawn McDowell, a 6-5 guard from SMU.

Jones comes with the most notable credentials of the three. The Chantilly, Va., native was named Patriot League Rookie of the Year in 2015-16 after averaging 12.0 points, 3.6 rebounds and 1.8 assists per game. He started all 30 games in 2016-17, averaging 11.5 points, 3.4 rebounds and 1.8 assists per game.

CARDINAL CONNECTION

Seattle U assistant coach Nick Robinson is not only a 2004 graduate of Stanford University, but also the author of "The Shot" or more aptly known as the "The Miracle at Maples." On Feb. 7, 2004, Robinson hit a 35-foot running shot as time expired to cap a six-point comeback in the final 25 seconds and give No. 2 Stanford an 80-77 win over No. 12 Arizona at Maples Pavilion.

During his collegiate career, the Cardinal to an impressive 92-34 record, four trips to the NCAA Tournament, a Pac-10 championship, and a No. 1 national ranking during the 2003-04 season. Robinson went on to serve two seasons as an assistant coach at his alma mater. He contributed to the development of three future NBA players and assisted the team as they reached the 2007 NCAA Tournament and the 2008 NCAA Tournament where they advanced to the Sweet 16.

YEAR ONE UNDER HEAD COACH JIM HAYFORD

The 2017-18 Redhawks finished 20-14 overall, 16-3 on their home court and 8-6 in Western Athletic Conference play. The win total marked a program high since returning to Division I in 2008-09, and marked the first 20-win DI season since 1963-64 when Seattle U finished 22-6. The 16 home victories was also a



modern-day DI record, while the eight WAC wins was the most since joining the league in 2012-13. The fourth-place finish ties the best finish during the Redhawks six years competing in the WAC.

The season culminated in the program's third national postseason tournament appearance in the past four seasons — a berth in the Collegiate Basketball Invitational (CBI).

Hayford's up-tempo style of play saw the Redhawks set numerous modern-day DI program records including total points (2,589), field goals (881), field goal percentage (44.6), three-point field goals (312), free-throw percentage (73.8), rebounds (1,298) and blocks (123). The team would finish ranked in the top three in the WAC in scoring (2nd, 76.1 ppg), free-throw percentage (3rd, 73.8), field goal percentage (3rd, 44.6), field goal percentage defense (3rd, 40.7), three-point field goal percentage (2nd, 37.0), rebounding offense (3rd, 8.2 rpg), blocks (3rd, 123), three pointers (1st, 312).

Three Redhawks earned postseason honors from the WAC, including Aaron Menzies (Second Team All-WAC, All-Defensive Team), Matej Kavas (Second Team All-WAC) and Jordan Hill (All-Newcomer Team).

Menzies would set an all-time program record with 79 blocks and a modern-day DI record with 302 rebounds.

GET YOUR 2018-19 TICKETS!

Season tickets for the Redhawks' complete 19-game home slate are also still available with prices starting as low as \$150 per seat. Also available for purchase now are mini-plan options as well as single-game tickets for non-conference games. For more information and to reserve your seats today, contact the SU Athletics Ticket office at 206-398-4678 or visit goseattleu.com/tix.

HOME HEAVY 2018-19 SLATE

The Redhawks will play a 19-game home schedule in 2018-19, and host 22 total contests as the schedule includes a three-team, six-game tournament. The Redhawk Center, located on the Seattle U campus, will serve as the primary venue for the 2018-19 season due to the renovation and shutdown of KeyArena, scheduled to take place in 2019 and 2020. Seattle U is excited to partner with the Oak View Group and return to the newly-renovated \$700 million Seattle Center Arena in 2020-21.

"Bringing games back on campus in recent years has reinvigorated the campus community," said Head Coach Jim Hayford. "An engaged campus and excited student body creates a rowdy home-court atmosphere. We are also look forward to returning to a world-class arena in the heart of Seattle as soon as it's completed."

This season, Seattle U will also take advantage of the unique opportunity to engage the greater South Sound community during Veteran's Day weekend and Nov. 14 with two key dates at the accesso ShoWare Center in Kent, Wash.

BACK ON CAMPUS

Seattle U has compiled a 221-144 (.605) record in North Court, including a 15-game winning streak that began Nov. 5, 2008 with a perfect 10-0 mark during the 2008-09 season. In 2017-18, the Redhawks went 9-1 at the Redhawk Center.

HAYFORD EARNS CONTRACT EXTENSION

Head Coach Jim Hayford received a contract extension through 2023, Director of Athletics Shaney Fink announced Sept. 12, 2018.

"Coach Hayford has proven to be the right leader for our program as he propelled the team forward in his first year, leading us to the most successful season in recent history," said Fink. "We are excited to announce the extension of his contract and look forward to the continued development of the program under his guidance."

In his first season at the helm of the program, Hayford revitalized the Redhawks on the court, in the classroom and in the community.

The 2017-18 Redhawks finished 20-14 overall, 16-3 on their home court and 8-6 in Western Athletic Conference play. The win total marked a program high since returning to Division I in 2008-09, and marked the first 20-win DI season since 1963-64 when Seattle U finished 22-6. The 16 home victories was also a modern-day DI record, while the eight WAC wins was the most since joining the league in 2012-13.

"I believe in the vision that the Seattle University leadership has for our men's basketball program," Hayford said. "And I am grateful for their belief in the leadership of my staff and I as we continue to pursue the lofty goals we share for Seattle U basketball."

The Redhawks achieved a team cumulative GPA of 3.012 for the 2017-18 academic year, earning them

a Team Academic Excellence Award by the National Association of Basketball Coaches (NABC). Five players concluded the year with a 3.2 cumulative GPA or higher while four Redhawks — Mattia Da Campo, Morgan Means, Matej Kavas and Jake Spurgeon — were also named to the 2017-18 Winter All-Western Athletic Conference Academic Team.

The squad also spent ample time engaging in the local community, including multiple volunteer activities at Bailey Gatzert Elementary School.

ALUM RETURNS TO COACHING STAFF

Sam Kirby has returned to his alma mater, joining the Redhawks' coaching staff as an assistant coach. Kirby was a member of the Seattle U squad for the 2005-06 and 2006-07 seasons, the latter year resulting in a 20-9 overall record, a Great Northwest Athletic Conference title and the program's first NCAA Division II Tournament berth in 38 years.

"Having an alum of Seattle U on our staff is a tremendous asset and we're happy to welcome Sam back to campus," said Hayford. "Sam is recognized as one of the up-and-coming assistant coaches on the West Coast and we're excited that he chose to return to Seattle U."

Kirby returns to the Redhawk program following seven seasons of serving as an assistant coach at Cal Poly under Joe Callero, who also served as the head coach at Seattle U from 2001-09. Kirby was involved in floor coaching, game planning and scouting, while also serving as the program's recruiting coordinator during his final three years.

"It's been truly an amazing experience to be able to come back to the school, community and city that helped turn me into the man I am today," said Kirby. "This is a dream come true. Not many college coaches get to go back to their alma mater. Thank you to Head Coach Jim Hayford and the rest of the Redhawk staff for being so gracious during this process. I'm excited to be back and cannot wait to get to work."

A Sacramento native, Kirby served as a student assistant coach at Seattle U during the 2007-08 campaign while completing a bachelor's degree in liberal studies with a minor in psychology.



Jim Hayford was named Seattle University's men's basketball head coach on Wednesday, Mar. 28, 2017. In his first season at Seattle U, he led the Redhawks to their most successful season in the school's modern-day Division I era.

Inheriting a program that went 13-17 in 2016-17, Hayford led the 2017-18 Redhawks to finish 20-14 overall, 16-3 on their home court and 8-6 in Western Athletic Conference play. The win total marked a program high since returning to Division I in 2008-09, and marked the first 20-win DI season since 1963-64 when Seattle U finished 22-6. The 16 home victories was also a modern-day DI record, while the eight WAC wins was the most since joining the league in 2012-13. The fourth-place finish ties the best finish during the Redhawks six years com-

peting in the WAC. The season culminated in Hayford's 10th national postseason appearance as a head coach as the Redhawks earned a berth in the Collegiate Basketball Invitational (CBI).

Hayford's up-tempo style of play saw the Redhawks set numerous modern-day DI program records including total points (2,589), field goals (881), field goal percentage (44.6), three-point field goals (312), free-throw percentage (73.8), rebounds (1,298) and blocks (123). Three Redhawks earned postseason honors from the WAC, including junior center Aaron Menzies (Second Team All-WAC, All-Defensive Team), sophomore guard Matej Kavaz (Second Team All-WAC) and graduate guard Jordan Hill (All-Newcomer Team). Menzies would set an all-time program record with 79 blocks and a modern-day DI record with 302 rebounds.

Hayford has 19 total seasons as a head coach, amassing an overall record of 380-189 (.668). Prior to Seattle U, he had stints at EWU, Whitworth (NCAA DIII) and Sioux Falls (NAIA). He has coached in 10 national postseason tournaments, including six (2003, 2007, 2008, 2009, 2010, 2011) at NCAA Division III Whitworth, three at EWU (2015, 2016, 2017) and one at Seattle U (2018).

In 2016-17, Hayford completed his sixth season as the head coach at EWU, leading the Eagles to a 22-12 overall record and a 13-5 mark in Big Sky Conference play. In six seasons with Hayford at the helm, the Eagles went to the NCAA Tournament (2015), the CBI Tournament (2016, 2017), earned a Big Sky regular season co-championship (2015) and won the Big Sky Tournament title (2015). Under Hayford, the Eagles had one Big Sky Conference Player of the Year (Jacob Wiles, 2017), two Big Sky Freshmen of the Year, 12 All-Big Sky selections, seven National Association of Basketball (NABC) All-District selections, two Associated Press honorable mention All-Americans and one NBA Draft pick (Tyler Harvey, 2015).

The building process at EWU hit its stride in 2014-15 when Hayford led the Eagles to a 26-9 mark, including a 14-4 Big Sky record. EWU went on to win the Big Sky Conference Tournament and earn a bid to the NCAA Tournament – the first postseason appearance for the program since 2003-04. The team featured Tyler Harvey, who was the nation's leader in scoring (23.1 ppg) and three-pointers made per game (4.0), and went on to be the program's third all-time NBA Draft pick. For his efforts, Hayford was named Big Sky Co-Coach of the Year.

Before taking over at Eastern Washington in March of 2011, Hayford spent 10 seasons building Whitworth University in Spokane, Wash., into a NCAA Division III powerhouse. In his tenure at the helm of the Pirates, Hayford had a record of 217-57 and a winning percentage of .792. He was the Northwest Conference Coach of the Year five times, and twice was honored by the NABC as the West Region Coach of the Year.

Taking over a program that went 25-24 in the two seasons prior (1999-01), Hayford coached the Pirates to eight 20-win seasons, six appearances in the NCAA Division III Tournament (including the last five seasons in a row), five Northwest Conference titles, three NCAA DIII Sweet 16 appearances (2008, 2010, 2011) and one Elite Eight appearance (2011). At the time he left Whitworth, his career winning percentage ranked among the top 10 among all active NCAA Division III coaches.

Prior to Whitworth, Hayford was head coach at the University of Sioux Falls (S.D.), where he compiled a 37-27 record in two seasons. During his inaugural season (1999-2000), he led the Cougars to their first conference playoff appearance in five years. Hayford's Cougars finished the 2000-01 season at 22-12, setting a school record for wins in a season. Prior to Hayford's arrival, USF was 9-17 in 1998-99.

Hayford served as the top assistant coach at Azusa Pacific University (Calif.) from 1990-99, including eight seasons under Bill Odell. APU won seven consecutive Golden State Athletic Conference titles during that time and advanced to the NAIA Division I Final Four in each of his final two seasons there.

Hayford earned his bachelor's degree in social science from Azusa Pacific in 1989. He earned a master's degree in education from Claremont Graduate School in 1991. Hayford and his wife, Robin, have two adult children, daughter, Jayme, and son, Joseph.

COACH HAYFORD'S YEAR-BY-YEAR RESULTS

YEAR	SCHOOL	OVERALL	PCT	CONFERENCE
1999-00	Sioux Falls	15-15	.500	
2000-01	Sioux Falls	22-12	.647	
Totals at Sioux Falls	(2 seasons)	37-27	.578	
2001-02	Whitworth	20-7	.741	12-4/2nd
2002-03 \$	Whitworth	23-4	.851	13-3/1st
2003-04	Whitworth	19-6	.760	12-4/2nd
2004-05	Whitworth	13-11	.542	9-7/4th
2005-06	Whitworth	20-7	.741	13-3/2nd
2006-07 \$	Whitworth	24-4	.857	13-3/1st
2007-08 \$	Whitworth	21-7	.750	12-4/1st
2008-09 \$	Whitworth	23-6	.793	12-4/2nd
2009-10 \$	Whitworth	26-3	.897	16-0/1st
2010-11 \$	Whitworth	28-2	.933	15-1/1st
Totals at Whitworth	(10 seasons)	217-57	.792	
2011-12	Eastern Washington	15-17	.469	8-8/4th
2012-13	Eastern Washington	10-21	.323	7-13/8th
2013-14	Eastern Washington	15-16	.484	10-10/T6th
2014-15 #	Eastern Washington	26-9	.743	14-4/T1st
2015-16 !	Eastern Washington	18-16	.529	10-8/T5th
2016-17 !	Eastern Washington	22-12	.647	13-5/2nd
Totals at EWU	(6 seasons)	106-91	.538	
2017-18 !	Seattle University	20-14	.588	8-6/4th
Totals at SU	(1 season)	20-14	.588	
Total as Head Coach	(19 seasons)	380-189	.668	

\$ - NCAA Division III participant

- NCAA DI Tournament participant, Big Sky Conference Tournament Champions & regular-season co-champions

! - College Basketball Invitational (CBI) Tournament participant



THE LAST TIME SEATTLE UNIVERSITY...

Won at home.....	2/17/18 vs. New Mexico State, 73-63 (ot)
Lost at home.....	3/14/18 vs. Central Arkansas, 92-90 (ot)
Won on the road	2/10/18 at Chicago State, 91-81
Lost on the road	3/3/18 at Utah Valley, 47-73
Won at a neutral site	3/8/18 vs. UTRGV (77-60 (Las Vegas)
Lost at a neutral site	3/9/18 vs. New Mexico State, 79-84 (Las Vegas)
Won five+ consecutive games	five in 2016 (1/23/16 - 2/6/16)
Won 10+ consecutive games	10 in 2008-09 (1/13/09 - 2/27/09)
Won 20+ consecutive games	26 in 1953-54
Lost five+ consecutive games	6 in 2012-13 (2/2/13 - 2/28/13)
Scored less than 50 points	3/3/18 at Utah Valley, 47-73
Scored 80-89 points.....	2/15/18 vs. UTRGV, 85-68
Scored 90-99 points.....	3/14/18 vs. Central Arkansas, 92-90 (ot)
Scored 100+ points.....	11/18/17 vs. Detroit Mercy, 102-71
Won an overtime game.....	2/17/18 vs. New Mexico State, 73-68
Lost an overtime game.....	3/3/18 vs. Central Arkansas, 92-90 (ot)
Defeated a nationally-ranked team	1/12/74 vs. #16 UNLV, 82-64
Lost to a nationally-ranked team	12/21/11 vs. #24 Virginia, 83-77
Hosted a nationally-ranked team.....	12/21/11 vs. #24 Virginia (L, 77-83)
Shot under 30% FG	11/16/16 at Notre Dame, 29.1% (16-55)
Shot 30-39.9% FG	3/3/18 at Utah Valley, 33.3% (17-51)
Shot 40-49.9% FG	3/14/18 vs. Central Arkansas, 45.8% (33-72)
Shot 50-59.9% FG	2/10/18 at Chicago State, 52.0% (26-50)
Shot 60+% FG	2/15/18 vs. UTRGV, 60.8% (31-52)
Had 50+ rebounds.....	11/12/17 vs. Puget Sound, 61
Made 10+ 3-Pointers	3/9/18 vs. New Mexico State, 11

THE LAST TIME A SEATTLE U PLAYER...

Scored 25-29 points	3/14/18, Richaud Gittens vs. Central Arkansas, 25
Scored 30-39 points	12/4/17, Aaron Menzies vs. Pacific Lutheran, 32
Scored 40-59 points.....	11/28/09, Charles Garcia vs. Wofford, 41
Scored 60+ points.....	1/30/58, Elgin Baylor vs. Portland, 60
Made 10+ field goals.....	3/14/18, Richaud Gittens vs. Central Arkansas, 10
Made 5+ 3-pointers.....	3/14/18, Matej Kavas vs. Central Arkansas, 5
Had 10-15 rebounds.....	3/14/18, Aaron Menzies vs. Central Arkansas, 12
Had 16-19 rebounds	1/6/18, Aaron Menzies vs. Chicago State, 19
Had 20+ rebounds.....	2/15/97, Roger Hammond at Northwest College, 24
Had a double-double.....	3/14/18, Richaud Gittens vs. Central Arkansas (25p, 11r)
.....	3/14/18, Jordan Hill vs. Central Arkansas (19p, 10a)
.....	3/14/18, Aaron Menzies vs. Central Arkansas (19p, 12r)
Led team in pts. & rbs.....	3/14/18, Richaud Gittens vs. UTRGV (17p, 10r)
Shot 100% FG (min. 5).....	12/19/16, Morgan Means vs. Southern Utah (5-5)
Shot 100% FT (min. 10).....	12/30/17, Richaud Gittens vs. UC Riverside (10-10)
Had 10+ assists	12/4/17, Morgan Means vs. Pacific Lutheran, 13
Had 5+ steals.....	3/10/16, Brendan Westendorf vs. UT Rio Grande Valley, 5
Had 5+ blocks.....	3/8/18, Aaron Menzies vs. UTRGV, 5

STATISTICAL NOTEABLES

30-plus Points
20-plus Points
15-plus Rebounds
5-plus Assists
5-plus Steals
5-plus Blocks

DOUBLE-DOUBLES

Player () Opponent, Date



SPEED CHART




0
DASHAWN MCDOWELL
6-5 • 185 • G • R-SO



1
MYLES CARTER
6-9 • 230 • F • R-JR




2
IAN BURKE
6-5 • 180 • G • FR



5
MATEJ KAVAS
6-8 • 200 • G • R-JR



10
AARON NETTLES
5-11 • 175 • G • SO




11
RIP ECONOMOU
6-8 • 180 • G • FR



12
MATTIA DA CAMPO
6-5 • 210 • G • JR



13
MORGAN MEANS
6-3 • 175 • G • JR



14
MATT VAIL
6-5 • 190 • F • FR



15
TREY HOPKINS
6-4 • 163 • G • FR



23
TERRELL BROWN
6-1 • 175 • G • R-SO



24
DELANTE JONES
6-5 • 195 • G • R-JR



25
ANAND HUNDAL
6-10 • 230 • F • JR



30
JACOB EYMAN
6-9 • 205 • F • FR




35
RILEY GRIGSBY
6-6 • 220 • G/F • FR




41
JOE WALL
6-7 • 215 • F • FR



JIM HAYFORD
HEAD COACH



CHRIS VICTOR
ASSOCIATE HEAD COACH



NICK ROBINSON
ASSISTANT COACH



SAM KIRBY
ASSISTANT COACH



MIKE ODLAND
DIRECTOR OF OPS



PATRICK MULLIGAN
DIRECTOR OF PLAYER DEV



Seattle University Basketball
Seattle University Combined Team Statistics (2017-18 FINAL)
All games

RECORD:	OVERALL	HOME	AWAY	NEUTRAL
ALL GAMES	20-14	16-3	2-10	2-1
CONFERENCE	8-6	6-1	2-5	0-0
NON-CONFERENCE	12-8	10-2	0-5	2-1

#	Player	gp-gs	min	avg	Total		3-Point		F-Throw		Rebounds				pf	dq	a	to	blk	stl	pts	avg
					fg-fga	fg%	3fg-fga	3fg%	ft-fa	ft%	off	def	tot	avg								
05	Kavas, Matej	33-31	1038	31.5	171-361	.474	91-196	.464	68-86	.791	38	131	169	5.1	100	1	41	67	7	13	501	15.2
02	Hill, Jordan	33-33	1112	33.7	150-378	.397	74-204	.363	78-101	.772	19	107	126	3.8	107	6	114	99	14	41	452	13.7
41	Menzies, Aaron	34-33	915	26.9	151-248	.609	0-0	.000	83-128	.648	118	184	302	8.9	106	8	19	41	79	9	385	11.3
13	Hearlihy, Josh	32-27	902	28.2	106-250	.424	39-97	.402	107-132	.811	24	108	132	4.1	64	1	89	85	6	18	358	11.2
10	Gittens, Richaud	33-30	1046	31.7	122-295	.414	45-137	.328	66-90	.733	56	117	173	5.2	102	7	54	55	6	38	355	10.8
01	Means, Morgan	34-9	940	27.6	103-260	.396	29-103	.282	58-73	.795	22	101	123	3.6	81	0	95	80	3	28	293	8.6
23	Nettles, Aaron	32-2	244	7.6	25-60	.417	20-52	.385	13-17	.765	4	17	21	0.7	21	0	9	10	0	6	83	2.6
11	Ulaneo, Scott	34-3	353	10.4	25-59	.424	3-14	.214	27-48	.563	24	63	87	2.6	68	1	20	24	6	5	80	2.4
21	Huun, Collin	6-0	14	2.3	4-7	.571	3-6	.500	0-2	.000	0	3	3	0.5	0	0	0	1	1	0	11	1.8
12	Da Campo, Mattia	27-1	198	7.3	15-24	.625	4-9	.444	7-11	.636	16	29	45	1.7	29	0	17	7	0	9	41	1.5
35	Corrigan, Brennan	4-0	7	1.8	2-5	.400	2-5	.400	0-0	.000	0	0	0	0.0	0	0	0	0	0	0	6	1.5
15	Spurgeon, Jake	21-1	106	5.0	7-28	.250	2-21	.095	8-10	.800	3	12	15	0.7	14	1	5	7	1	0	24	1.1
	Team										44	58	102		1		8					
	Total.....	34	6875		881-1975	.446	312-844	.370	515-698	.738	368	930	1298	38.2	693	25	463	484	123	167	2589	76.1
	Opponents.....	34	6874		814-1999	.407	251-718	.350	589-791	.745	356	831	1187	34.9	666	11	387	386	109	238	2468	72.6

TEAM STATISTICS	SU	OPP
SCORING	2589	2468
Points per game	76.1	72.6
Scoring margin	+3.6	-
FIELD GOALS-ATT	881-1975	814-1999
Field goal pct	.446	.407
3 POINT FG-ATT	312-844	251-718
3-point FG pct	.370	.350
3-pt FG made per game	9.2	7.4
FREE THROWS-ATT	515-698	589-791
Free throw pct	.738	.745
F-Throws made per game	15.1	17.3
REBOUNDS	1298	1187
Rebounds per game	38.2	34.9
Rebounding margin	+3.3	-
ASSISTS	463	387
Assists per game	13.6	11.4
TURNOVERS	484	386
Turnovers per game	14.2	11.4
Turnover margin	-2.9	-
Assist/turnover ratio	1.0	1.0
STEALS	167	238
Steals per game	4.9	7.0
BLOCKS	123	109
Blocks per game	3.6	3.2
ATTENDANCE	26313	46731
Home games-Avg/Game	19-1385	12-3501
Neutral site-Avg/Game	-	3-1572

Score by Periods	1st	2nd	OT	Totals
Seattle University	1239	1314	36	2589
Opponents	1116	1327	25	2468

	Date	Opponent		Score	Att.
#	11/10/17	at Saint Louis	L	46-62	7246
	11/12/17	PUGET SOUND	W	121-70	907
	11/15/17	at Washington State	L	59-75	2340
#	11/18/17	vs Detroit Mercy	W	102-71	455
#	11/19/17	at Belmont	L	77-90	1087
#	11/24/17	at Washington	L	84-89	6428
	11/27/17	IDAHO STATE	W	73-67	1178
	11/30/17	KENNESAW STATE	W	66-54	782
	12/03/17	EASTERN WASHINGTON	W	84-65	1487
	12/04/17	PACIFIC LUTHERAN	W	99-69	729
	12/09/17	at Saint Mary's (CA)	L	73-97	3324
	12/13/17	SAINT MARTIN'S	W	88-72	773
	12/16/17	PORTLAND	W	89-76	1569
	12/19/17	CALIFORNIA	L	59-81	2418
	12/23/17	NICHOLLS STATE	W	95-89	841
	12/28/17	GRAMBLING STATE	W	93-63	999
	12/30/17	UC RIVERSIDE	W	95-71	833
*	01/06/18	GRAND CANYON	L	57-73	2156
*	01/11/18	CHICAGO STATE	W	67-64	911
*	01/13/18	KANSAS CITY	W	77-75	1449
*	01/18/18	at New Mexico State	L	62-75	5035
*	01/20/18	at UT Rio Grande Valley	Wot	79-76	1155
*	01/26/18	CSU BAKERSFIELD	W	59-55	2131
*	02/03/18	UTAH VALLEY	W	55-54	3242
*	02/08/18	at Kansas City	L	67-74	1155
*	01/10/18	at Chicago State	W	91-81	163
*	02/15/18	UT RIO GRANDE VALLEY	W	85-68	999
*	02/17/18	NEW MEXICO STATE	Wot	73-63	2270
*	02/22/18	at Grand Canyon	L	64-76	6925
*	02/24/18	at CSU Bakersfield	L	57-64	2887
*	03/03/18	at Utah Valley	L	47-73	4271
\$	03/08/18	vs UT Rio Grande Valley	W	77-60	1521
\$	03/09/18	vs New Mexico State	L	79-84	2739
%	03/14/18	CENTRAL ARKANSAS	Lot	90-92	639



Seattle University Basketball
Seattle University Combined Team Statistics (2017-18 FINAL)
Conference games only

RECORD:	OVERALL	HOME	AWAY	NEUTRAL
ALL GAMES	8-6	6-1	2-5	0-0
CONFERENCE	8-6	6-1	2-5	0-0
NON-CONFERENCE	0-0	0-0	0-0	0-0

#	Player	gp-gs	min	avg	Total		3-Point		F-Throw		Rebounds				pf	dq	a	to	blk	stl	pts	avg
					fg-fga	fg%	3fg-fga	3fg%	ft-fa	ft%	off	def	tot	avg								
02	Hill, Jordan	14-14	497	35.5	60-164	.366	27-95	.284	36-47	.766	8	41	49	3.5	42	2	35	50	5	13	183	13.1
05	Kavas, Matej	14-14	423	30.2	60-143	.420	26-66	.394	27-36	.750	16	59	75	5.4	40	1	12	27	2	8	173	12.4
41	Menzies, Aaron	14-14	418	29.9	55-99	.556	0-0	.000	39-59	.661	52	97	149	10.6	49	4	8	17	34	5	149	10.6
01	Means, Morgan	14-2	413	29.5	51-121	.421	17-47	.362	27-37	.730	7	41	48	3.4	35	0	35	35	3	11	146	10.4
10	Gittens, Richaud	14-14	462	33.0	46-120	.383	20-57	.351	17-28	.607	19	46	65	4.6	48	4	24	28	3	13	129	9.2
13	Hearlihy, Josh	13-12	372	28.6	28-84	.333	14-42	.333	35-46	.761	7	41	48	3.7	28	1	36	41	0	6	105	8.1
35	Corrigan, Brennan	1-0	1	1.0	1-1	1.000	1-1	1.000	0-0	.000	0	0	0	0.0	0	0	0	0	0	0	3	3.0
11	Ulaneo, Scott	14-0	135	9.6	9-20	.450	0-4	.000	15-28	.536	6	24	30	2.1	28	0	5	7	1	1	33	2.4
23	Nettles, Aaron	12-0	57	4.8	3-10	.300	1-6	.167	2-4	.500	1	3	4	0.3	5	0	1	3	0	2	9	0.8
15	Spurgeon, Jake	6-0	19	3.2	0-3	.000	0-2	.000	4-4	1.000	0	1	1	0.2	1	0	0	1	0	0	4	0.7
12	Da Campo, Mattia	10-0	50	5.0	2-6	.333	0-0	.000	2-5	.400	3	7	10	1.0	5	0	3	1	0	1	6	0.6
21	Huun, Collin	2-0	3	1.5	0-1	.000	0-1	.000	0-0	.000	0	0	0	0.0	0	0	0	0	0	0	0	0.0
Team											22	28	50					3				
Total.....		14	2850		315-772	.408	106-321	.330	204-294	.694	141	388	529	37.8	281	12	159	213	48	60	940	67.1
Opponents.....		14	2849		324-821	.395	88-273	.322	235-316	.744	154	376	530	37.9	278	4	164	155	34	94	971	69.4

TEAM STATISTICS	SU	OPP	Date	Opponent	Score	Att.
SCORING	940	971	* 01/06/18	GRAND CANYON	L 57-73	2156
Points per game	67.1	69.4	* 01/11/18	CHICAGO STATE	W 67-64	911
Scoring margin	-2.2	-	* 01/13/18	KANSAS CITY	W 77-75	1449
FIELD GOALS-ATT	315-772	324-821	* 01/18/18	at New Mexico State	L 62-75	5035
Field goal pct	.408	.395	* 01/20/18	at UT Rio Grande Valley	Wot 79-76	1155
3 POINT FG-ATT	106-321	88-273	* 01/26/18	CSU BAKERSFIELD	W 59-55	2131
3-point FG pct	.330	.322	* 02/03/18	UTAH VALLEY	W 55-54	3242
3-pt FG made per game	7.6	6.3	* 02/08/18	at Kansas City	L 67-74	1155
FREE THROWS-ATT	204-294	235-316	* 01/10/18	at Chicago State	W 91-81	163
Free throw pct	.694	.744	* 02/15/18	UT RIO GRANDE VALLEY	W 85-68	999
F-Throws made per game	14.6	16.8	* 02/17/18	NEW MEXICO STATE	Wot 73-63	2270
REBOUNDS	529	530	* 02/22/18	at Grand Canyon	L 64-76	6925
Rebounds per game	37.8	37.9	* 02/24/18	at CSU Bakersfield	L 57-64	2887
Rebounding margin	-0.1	-	* 03/03/18	at Utah Valley	L 47-73	4271
ASSISTS	159	164				
Assists per game	11.4	11.7	* = WAC game			
TURNOVERS	213	155	# - 2K Classic benefiting Wounded Warrior Project			
Turnovers per game	15.2	11.1	\$ - WAC Tournament (Las Vegas, NV)			
Turnover margin	-4.1	-	% - Collegiate Basketball Invitational			
Assist/turnover ratio	0.7	1.1				
STEALS	60	94				
Steals per game	4.3	6.7				
BLOCKS	48	34				
Blocks per game	3.4	2.4				
ATTENDANCE	13158	21591				
Home games-Avg/Game	7-1880	7-3084				
Neutral site-Avg/Game	-	0-0				

Score by Periods	1st	2nd	OT	Totals
Seattle University	435	481	24	940
Opponents	432	528	11	971