

2018-19 SEATTLE UNIVERSITY MEN'S BASKETBALL

GAME 18: SU at Utah Valley - Jan. 12, 2019

SEATTLEU
BASKETBALL

CONTACT: Sarah Finney, Director of Communications • finneysa@seattleu.edu • 206-445-2237 • GoSeattleU.com

2018-19 SCHEDULE

Nov. 6	at Stanford	L, 74-96
NOV. 8	PUGET SOUND	W, 95-67
NOV. 11	BRYANT!	W, 82-59
NOV. 14	WASHINGTON STATE!	W, 78-69
NOV. 18	SOUTHERN UTAH	L, 70-73
NOV. 23	DENVER #	W, 82-63
NOV. 24	FAIRFIELD #	W, 83-80
NOV. 25	LONGWOOD #	W, 70-50
NOV. 28	NORTHWEST #	W, 107-72
DEC. 1	EASTERN WASHINGTON	W, 88-68
DEC. 6	OMAHA ~	W, 90-71
Dec. 9	at Washington	L, 62-70
Dec. 17	at Portland	W, 67-56
DEC. 20	PRAIRIE VIEW A&M	W, 102-64
Dec. 29	at Cal	W, 82-73
Jan. 3	at CSU Bakersfield *	L, 71-83
Jan. 5	at Grand Canyon *	L, 57-71
Jan. 12	at Utah Valley *	6:00 PM
JAN. 17	NEW MEXICO STATE *	7:00 PM
JAN. 19	UTRGV *	7:00 PM
Jan. 24	at Chicago State *	5:00 PM
Jan. 26	at Kansas City *	4:00 PM
FEB. 2	CALIFORNIA BAPTIST *	7:00 PM
FEB. 9	UTAH VALLEY *	1:00 PM
Feb. 14	at UTRGV *	5:00 PM
Feb. 16	at New Mexico State *	6:00 PM
FEB. 21	KANSAS CITY *	7:00 PM
FEB. 23	CHICAGO STATE *	1:00 PM
Feb. 28	at California Baptist *	7:00 PM
MAR. 7	CSU BAKERSFIELD *	7:00 PM
MAR. 9	GRAND CANYON *	1:00 PM

Mar. 14-16 at WAC Championship (Las Vegas, NV)

HOME GAMES played at the Redhawk Center unless noted

! Game played at accesso ShoWare Center (Kent, Wash.)

Elgin Baylor Classic | - Summit League/WAC Challenge

* WAC game | All times listed are Pacific

All dates and times subject to change

206-398-GOSU (4678) | GoSeattleU.com/tix

All games broadcast on KTTH 770 AM



SEATTLE U (12-5, 0-2 WAC)



UTAH VALLEY (11-6, 0-2 WAC)

GAMEDAY ROUND-UP

Seattle University Redhawks (12-5, 0-2 WAC) at Utah Valley Wolverines (11-6, 0-2 WAC)

Saturday, Jan. 12, 2019 • 7:00 PM MT/6:00 PM PT • UCCU Center • Orem, Utah

LISTEN: KTTH 770 AM, mynorthwest.com (Dennis Patchin)

WATCH: WAC Digital Network (wacdigitalnetwork.com)

ON TAP

A three-game road swing to open Western Athletic Conference play continues this week as Seattle University men's basketball (12-5, 0-2 WAC) travels to Orem, Utah, to face Utah Valley University (11-6, 0-2 WAC). Tip-off from the UCCU Center where the Wolverines hold the nation's third longest active home win streak (20 games, is set for 7 p.m. local time, 6 p.m. Pacific. The game will stream live on the WAC Digital Network at wacdigitalnetwork.com. Fans can also tune in to KTTH 770 AM in Seattle or at mynorthwest.com.

ABOUT THE SERIES VS UTAH VALLEY

Seattle U and Utah Valley are meeting for the 18th time, with the Redhawks holding a slight 9-8 series edge. The teams have split the home-and-home series during the past two season, each winning on their home court. The Redhawks won the first meeting of 2017-18, a 55-54 final on Homecoming at KeyArena on February 3. Aaron Menzies had 15 points, 12 rebounds and a career-high six blocks in the win, while Richaud Gittens hit the go-ahead free throws with 16 ticks on the clock. Utah Valley responded with a 73-47 win on its Senior Day.

HISTORIC START

Seattle U has opened the season with a 12-4 record through 16 games, marking the best start to a season in more than 50 years. The last time Seattle U had a better start than 12-3 was 1963-64. They went 13-2 through 15 games before picking up their third loss.

PROJECTED STARTING LINEUP

POS.	NO.	NAME	YR	HT	PPG	NOTABLE
F	1	Myles Carter	RJr.	6-9	14.5	Leads team with 6 double-doubles
G	5	Matej Kavaz	RJr.	6-8	14.1	16 pts, 7 reb at Grand Canyon
G	13	Morgan Means	Jr.	6-3	15.5	Leads team in scoring, leads the WAC in minutes played
G	23	Terrell Brown	RSo.	6-1	11.3	5.2 assists per game ranks second in the WAC
G	24	Delante Jones	RJr.	6-5	12.6	115 pts, 5 reb at Grand Canyon

RESERVES

G	2	Ian Burke	Fr.	6-5	1.1	Season-high 4 pts in 5 mins at CSUB
G	10	Aaron Nettles	So.	5-11	4.2	Matched season-high with 21 mins played at CSUB
G	11	Rip Economou	Fr.	6-8	1.9	9 pts on 3 threes vs PVAMU
G	12	Mattia Da Campo	Jr.	6-5	0.7	Season-high 27 mins, first start, at Cal
F	14	Matt Vail	Fr.	6-5	0.0	Has appeared in 7 games off the bench
G	15	Trey Hopkins	Fr.	6-4	2.1	Made first career start at CSUB
F	25	Anand Hundal	Jr.	6-10	1.9	Shooting 60% FGs (9-15)
G/F	35	Riley Grigsby	Fr.	6-6	3.5	Career-high 11 pts, with 4 reb, 3 blks vs. Omaha
F	41	Joe Wall	Fr.	6-7	0.8	Has appeared in 6 games off the bench

**UNIVERSITY INFORMATION**

Location: Seattle, Wash.
 Founded: 1891
 Chartered: 1898
 Enrollment: 4,780 (undergrad)
 Nickname: Redhawks
 Colors: Red and White
 Affiliation: NCAA Division I
 Conference: Western Athletic Conference
 Home Facility (capacity): Redhawk Center (999)
 President: Fr. Stephen Sundborg, S.J.
 Director of Athletics: Shaney Fink
 Athletic Ticket Office: 206-398-GOSU (4678)

MEN'S BASKETBALL COACHING STAFF

Head Coach: Jim Hayford (Second season)
 Alma Mater: (Azusa Pacific '89)
 Record at Seattle: 32-18 (One+ season)
 Career Record: 392-193 (19+ seasons)
 Associate Head Coach: Chris Victor (Second season)
 Alma Mater: Concordia '04
 Assistant Coach: Nick Robinson (Second season)
 Alma Mater: Stanford '04
 Assistant Coach: Sam Kirby (First season)
 Alma Mater: Seattle U '08
 Director of Operations: Mike Odland (First season)
 Alma Mater: Whitworth '10
 Director of Player Dev.: Patrick Mulligan (Second season)
 Alma Mater: Gonzaga

TEAM FACTS

2017-18 Record: 20-14
 2017-18 WAC Record/Finish: 8-6/4th
 Letterwinners Returning/Lost: 4/8
 Starters Returning/Lost: 1/4
 Redshirts: 3
 Newcomers: 9
 2017-18 Postseason Result: CBI First Round

ATHLETIC COMMUNICATIONS

Director of Communications/MBB Contact: Sarah Finney
 O: (206) 296-5915 | C: (206) 445-2237
 Email: finneysa@seattleu.edu
 Asst. Director of Communications: Brian Vail
 O: (206) 296-2490
 Email: vailbr@seattleu.edu
 Athletic Website: www.GoSeattleU.com
 Radio (Talent): KTTH 770 AM (Gary Hill, Jr.)
 Mailing Address:
 Seattle University, 901 12th Ave.,
 PO Box 222000, Seattle, WA 98122

LAST TIME OUT

The Redhawks fell 71-57 at Grand Canyon University Jan. 5 to close out a tough opening weekend of WAC play on the road. A solid first half of play had the Redhawks trailing by just three, 32-29, at the break, but an 8-29 shooting effort in the second half allowed GCU to find separation and pull away down the stretch. "Our effort was pretty good in the first half, but we missed some tough shots to start the second half and that hit our effort and got Grand Canyon separation," said Head Coach Jim Hayford. The Redhawks led by as many as six early as a Delate Jones three made it 15-9 with just under 12 minutes to play. A Morgan Means layup at the 10:16 mark kept the lead in Seattle U's hands, 17-14. But the offense would hit a cold spell, going more than six minutes without a bucket as GCU opened up a 26-17 advantage. Terrell Brown would score a pair of buckets and Matej Kavas banked home a triple to snap the spell and get the Redhawks going again. Seattle U would close out the half on a 12-6 run to trail by just three at the break. Missed chances early in the second half would see the Lopes build a double-digit lead, 43-32, five minutes in. A Brown jumper trimmed the spread back to single digits briefly, but an 8-0 GCU run made it a 19-point, 56-37, spread at the 10-minute mark. The Redhawks would get no closer than 13 late in the half as the Lopes pulled away to stay perfect on their home court this season. "GCU is a good team," said Hayford. "They had a good plan to take away our threes and said 'we'll let you challenge us one-on-one at the rim.' They let us attack and we couldn't convert in the paint." In his first true appearance since suffering an ankle injury prior to the Redhawks' game at Cal, Matej Kavas finished with 16 points on 6-8 shooting, including a perfect 3-3 from beyond the arc. He also added a team-high seven boards. Delante Jones finished with 15 points and Terrell Brown had 12. Means and Myles Carter were held to a combined 3-20 from the field.

2018-19 NUMERICAL ROSTER

NO.	NAME	POS	HT	WT	YR/EXP	HOMETOWN/PREVIOUS SCHOOL
1	Myles Carter	F	6-9	230	RJr./TR	Chicago, Ill./St. Rita's of Cascia HS/Seton Hall
2	Ian Burke	G	6-5	180	Fr./HS	Phoenix, Ariz./Brophy Prep
5	Matej Kavas	G	6-8	200	RJr./2V	Ljubljana, Slovenia/Gimnazija Bezigrad HS
10	Aaron Nettles	G	5-11	175	So./IV	Seattle, Wash./Seattle Prep
11	Rip Economou	G	6-8	180	Fr./HS	Santa Monica, Calif./Santa Monica HS
12	Mattia Da Campo	G	6-5	210	Jr./2V	Venice, Italy/Stella Azura Academy
13	Morgan Means	G	6-3	175	Jr./2V	Compton, Calif./Redondo Union HS
14	Matt Vail	F	6-5	190	Fr./HS	Stanwood, Wash./Stanwood HS
15	Trey Hopkins	G	6-4	163	Fr./HS	Midwest City, Okla./Carl Albert HS
23	Terrell Brown	G	6-1	175	RSo./TR	Seattle, Wash./Garfield HS/Shoreline CC
24	Delante Jones	G	6-5	195	RJr./TR	Chantilly, Va./Virginia Episcopal/American
25	Anand Hundal	F	6-10	230	Jr./TR	Manteca, Calif./Manteca HS/Las Positas College
35	Riley Grigsby	G/F	6-6	220	Fr./HS	San Jose, Calif./Archbishop Mitty HS
41	Joe Wall	F	6-7	215	Fr./HS	Portland, Ore./Jesuit HS

COACHING STAFF

Head Coach: Jim Hayford (Azusa Pacific '89) – Second season
 Associate Head Coach: Chris Victor (Concordia Irvine '04) – Second season
 Assistant Coach: Nick Robinson (Stanford '04) – Second season
 Assistant Coach: Sam Kirby (Seattle U '08) – First season
 Director of Operations: Mike Odland (Whitworth '10) – First season
 Director of Player Development: Patrick Mulligan (Gonzaga) – Second season

PRONUNCIATION GUIDE

#5 Matej Kavas: MAH-tey KAH-vahs
 #10 Rip Economou: Ee-con-oh-moe
 #12 Mattia Da Campo: Mat-EE-AH DAH-Camp-oh
 #23 Terrell Brown: Teh-REHL
 #25 Anand Hundal: Ah-nand Hun-dahl



INSIDE THE NUMBERS

2018-19 Record	12-5
Non-Conference	12-3
WAC	0-2
Home	10-1
Away	2-4
Neutral	0-0
In overtime	0-0

Current Streak	L2
Last win	12/29/18 at Cal (82-73)
Last loss	1/5/19 at Grand Canyon (57-71)
Current Home Streak	W7
Last win	12/20/18 vs. PVAMU (102-64)
Last loss	11/18/18 vs. Southern Utah (70-73)
Current Road Streak	L2
Last win	12/29/18 at Cal (82-73)
Last loss	1/5/19 at Grand Canyon (57-71)
Current Neutral Streak	L1
Last win	3/8/18 vs. UTRGV (77-60)
Last loss	3/9/18 vs. NM State (79-84)

Records When...

November	7-2
December	5-1
January	0-2
February	0-0
March	0-0

Monday	1-0
Tuesday	0-1
Wednesday	1-0
Thursday	3-1
Friday	1-0
Saturday	3-1
Sunday	3-2

Leading at halftime	12-0
Trailing at halftime	0-5
Tied at halftime	0-0

Scoring less than 60	0-1
Scoring between 60-69	1-1
Scoring between 70-79	2-3
Scoring between 80-89	5-0
Scoring 90 or more	4-0

Allowing less than 60	3-0
Allowing between 60-69	5-0
Allowing between 70-79	3-3
Allowing between 80-89	1-1
Allowing 90 or more	0-1

Shooting below 30%	0-0
Shooting between 30-39.9%	1-3
Shooting between 40-44.9%	1-2
Shooting between 45-49.9%	3-0
Shooting between 50-54.9%	5-0
Shooting 55% or above	2-0

Opponent shooting below 30%	2-0
Opponent shooting between 30-39.9%	7-0
Opponent shooting between 40-44.9%	3-1
Opponent shooting between 45-49.9%	0-2
Opponent shooting between 50-54.9%	0-2
Opponent shooting 55% or above	0-0

More or same rebounds than opponent	12-0
Fewer rebounds than opponent	0-5

Game decided by 1-5 Points	1-1
Game decided by 6-10 Points	2-1
Game decided by 11-15 Points	1-2
Game decided by 16-20 Points	4-0
Game decided by 21+ Points	4-1

SU has 0 players in double figures	0-0
SU has 1 players in double figures	0-0
SU has 2 players in double figures	1-0
SU has 3 players in double figures	4-3
SU has 4 players in double figures	6-2
SU has 5+ players in double figures	1-0

Wearing Black Jerseys	3-2
Wearing Grey Jerseys	1-0
Wearing Red Jerseys	0-2
Wearing White Jerseys	8-1

EYING 400

Seattle U Head Coach Jim Hayford entered the 2018-19 season with 380 career victories over the course of his 19-year career. His 20th season as a head coach is off to a strong start as the Redhawks sit at 12-5 through 17 games, bringing his career wins total to 392. Hayford now needs just eight more wins to hit the 400 mark for his career, as well as notch his second consecutive 20-win season at Seattle U. Hayford has 12 20+ win seasons during his career.

TOP THREE FROM THREE

Matej Kavaz drained a trio of three pointers at Grand Canyon on Jan. 5, giving him 39 for the season and 172 for his career. The career mark ranks him third in Seattle U's all-time record book as he now trails only Isaiah Umipig (2013-15, 229 3s) and Aaron Waite (1988-92, 239 3s). Averaging 2.4 threes per game this season, Kavaz currently ranks fourth in the WAC. His 45.9 percent average from deep ranks third.

TRIPLE THREAT

Junior guard Terrell Brown has flirted with a triple-double twice this season. On Nov. 23 versus Denver, the Seattle native finished with eight points, 11 rebounds and 10 assists. On Nov. 28, he collected 26 points, 14 rebounds and six assists. He averages 11.3 points per game, leads the team with 5.2 assists per game, which also ranks second in the WAC, and, at just 6-1, is second on the team with 7.1 rebounds per game. He also has five double-doubles on the season, four consisting of points and rebounds and one consisting of rebounds and assists.

GET THAT OUT!

Myles Carter has 39 blocks through 17 games, the 11th most among all DI players in games played through Jan. 9. The redshirt junior also ranks 26th nationally at 2.4 blocks per game. He remains on pace to challenge the Seattle U program record for single-season blocks (79), set just last year by Aaron Menzies.

REDHAWK RUNDOWN

- The Redhawks have won every game this season (12-0) when they have led at halftime and out rebounded their opponent.
- Morgan Means went 16-16 from the free-throw line on Dec. 29 at Cal, matching the Seattle U single-game record held by Carl Ervin in a Dec. 15, 1979 game versus Washington. The junior guard went on to stretching his made free throws streak to 27



straight before missing his first attempt at GCU on Jan. 5 to halt the streak.

- Seattle U ranks first in the WAC in FG percentage defense (40.0), 3-pt FG percentage (39.9) and blocks per game (3.9), and second in scoring margin (+10.3), scoring (80.0 ppg) and FG percentage (46.6).

- With five players averaging double-figures, all five rank in the WAC's top-20 for scoring. Morgan Means ranks third (15.5 ppg), Myles Carter is sixth (14.5 ppg), Matej Kavaz is eighth (14.1 ppg) and Delante Jones is 12th (12.6 ppg) and Terrell Brown is 19th (11.3 ppg).

- Brown ranks also second in assists (5.2 per game), fourth in rebounds (7.1 per game) and first in assist/turnover ratio (2.8).

- Carter ranks first in rebounds (8.2), fifth in FG% (57.0%) and first in blocks (2.3).

- Means ranks first in minutes played (34.6 per game), first in free-throw percentage (86.9, 73-84) and sixth in 3-pt FGs (2.1 per game).

- Kavaz is third in 3-pt FG percentage (45.9), fourth in 3-pt FGs (2.4 per game), sixth in free-throw percentage (81.8, 36-44) and fifth in rebounds (6.3 per game).

- Seattle U went 2-2 in four games against the Pac-12 this season. The Redhawks earned a big 78-69 win over Washington State on Nov. 14 and also topped Cal, 82-73. They dropped a 96-74 decision at Stanford on Nov. 6 and a 70-62 final at Washington on Dec. 9.

- The 78-69 win over WSU on Nov. 14 marked the first win against a Pac-12 member since Mar. 23, 2015 when the Redhawks defeated Colorado, 72-65, at the Redhawk Center in the second round of the CBI.

- Freshman Riley Grigsby turned in his best performance of the season on Dec. 6 against Omaha. The 6-6 forward went 5-6 from the field and 1-2 from the free-throw line for a career-high 11 points. He also added four rebounds and three assists in a season-high 24 minutes.

- Myles Carter and Terrell Brown each collected double-doubles at Portland on Dec. 17, marking the third time this season that multiple players had double-doubles in the same game. Carter and Matej Kavaz achieved the feat together against Longwood (Nov. 25), while Carter and Brown combined to each tally a double-double against Northwest (Nov. 28).

- Seattle U had a six-game win streak snapped at Washington on Dec. 9. The six-game streak was the first of such a length since a stretch of five wins from Jan. 23, 2016-Feb. 6, 2016.

- Morgan Means swiped five steals on Dec. 1 against Eastern Washington, marking the first time a Redhawk had achieved the feat since Brendan Westendorf had five steals against UTRGV on Mar. 10, 2016.

- Freshman Trey Hopkins scored a season-high 12 points on Nov. 28 versus Northwest. The Midwest City, Okla., native went a perfect 5-5 from the field, including 2-2 from three, in just 15 minutes of action.

- Myles Carter was named WAC Player of the Week for the week of Nov. 5-11. The Chicago native averaged 18.0 points on 62.9 percent shooting, 8.7 rebounds and 2.3 blocks over three games as Seattle U opened the season 2-1.

- Southern Utah represented the second opponent this season that assistant coach Nick Robinson has ties to. The Stanford grad served as the head coach of the Thunderbirds from 2012-16.

DEJA VU 10TH WIN

The Redhawks improved to 10-3 to start the season for the first time in exactly 50 years with a 67-56 win at University of Portland on Dec. 17 at the Chiles Center in Portland. The Redhawks achieved the feat in déjà vu fashion to their 1968-69 counterparts, as the former Seattle U squad also beat Portland (6-7) for their 10th win of the season. That Seattle U team would improve to 10-3 in their 13th game of the season – a 79-54 win at Portland.

BACK-TO-BACK ROAD WINS

The Redhawks tallied back-to-back wins on the road following a 67-56 victory at Portland on Dec. 17 and an 82-73 victory at California on Dec. 29. This marks the first time Seattle U has won two consecutive road games since the 2015-16 season. That year, the Redhawks earned all three of their road victories in succession, winning at Chicago State (Jan. 9), at Utah Valley (Jan. 28) and at Grand Canyon (Jan. 30). Seattle U's best road record in its modern-day DI era is 6-10, set during the 2009-10 season. They also earned five road win in 2013-14. The Redhawks are currently 2-3 on the road in 2018-19 with eighth remaining road contests to play.

CARTER EARNS SECOND WAC PLAYER OF THE WEEK HONOR

Junior forward Myles Carter was named WAC Player of the Week for the week of Dec. 24-30. This is his second such honor of the season and of his career. The Chicago native poured in a career-high 26 points to go along with 13 rebounds to lead Seattle U to an 82-73 win at California. Carter, who played

all 40 minutes, shot 61 percent from the field as the Redhawks built a 21-4 lead early and withstood a late push by the Golden Bears to earn their second win over a Pac-12 school this season. Carter's double-double was his sixth of the season as he collected his fifth 20+-point game. His 13 rebounds were one shy of his career high.

PRESEASON HONORS

Redshirt junior Matej Kavaz, a Ljubljana, Slovenia native, who has been named a preseason All-WAC First Team selection by both the league's nine head coaches and the WAC media. The 6-8 guard was the Redhawks' leading scorer in 2017-18, averaging 15.2 points per game. He also averaged 5.1 rebounds and 1.2 assists, led the team in scoring 11 times and scored 20 points or more nine times. Kavaz led the WAC with 91 three-pointers and finished the year ranked eighth in the nation, hitting 46.4 percent from beyond the arc. Kavaz was named the WAC Freshman of the Year in 2016-17.

GET YOUR 2018-19 TICKETS!

Single-game tickets for the Redhawks' remaining home slate are also still available. For more information and to reserve your seats today, contact the SU Athletics Ticket office at 206-398-4678 or visit goseattleu.com/tix.

HOME HEAVY 2018-19 SLATE

The Redhawks play a 19-game home schedule in 2018-19, and host 22 total contests as the schedule includes a three-team, six-game tournament. The Redhawk Center, located on the Seattle U campus, will serve as the primary venue for the 2018-19 season due to the renovation and shutdown of KeyArena, scheduled to take place in 2019 and 2020. Seattle U is excited to partner with the Oak View Group and return to the newly-renovated \$700 million Seattle Center Arena in 2020-21.

"Bringing games back on campus in recent years has reinvigorated the campus community," said Head Coach Jim Hayford. "An engaged campus and excited student body creates a rowdy home-court atmosphere. We are also look forward to returning to a world-class arena in the heart of Seattle as soon as it's completed."

This season, Seattle U will also take advantage of the unique opportunity to engage the greater South Sound community during Veteran's Day weekend and



Nov. 14 with two key dates at the accesso ShoWare Center in Kent, Wash.

BACK ON CAMPUS

Seattle U has compiled a 229-145 (.612) record in North Court, including a 15-game winning streak that began Nov. 5, 2008 with a perfect 10-0 mark during the 2008-09 season. In 2017-18, the Redhawks went 9-1 at the Redhawk Center and so far in 2018-19, the Redhawks are 8-1.

WAC PRESEASON POLLS

In a vote of the Western Athletic Conference men's basketball head coaches, the Redhawks were picked to finish third during the 2018-19 season. The Redhawks earned 45 points and edged out fourth-place pick, Utah Valley, who earned 43 points in the coaches voting. Reigning WAC champion New Mexico State is the 2018-19 preseason favorite, earning 63 points and seven first-place votes. Grand Canyon followed with 58 points and two first-place votes.

In the simultaneously released WAC media poll, Seattle U was selected to finish fourth (150 points) behind preseason media favorite New Mexico State (214 points), Grand Canyon (180 points) and Utah Valley (162 points).

YEAR ONE UNDER HEAD COACH JIM HAYFORD

The 2017-18 Redhawks finished 20-14 overall, 16-3 on their home court and 8-6 in Western Athletic Conference play. The win total marked a program high since returning to Division I in 2008-09, and marked the first 20-win DI season since 1963-64 when Seattle U finished 22-6. The 16 home victories was also a modern-day DI record, while the eight WAC wins was the most since joining the league in 2012-13. The fourth-place finish ties the best finish during the Redhawks six years competing in the WAC.

The season culminated in the program's third national postseason tournament appearance in the past four seasons — a berth in the Collegiate Basketball Invitational (CBI).

Hayford's up-tempo style of play saw the Redhawks set numerous modern-day DI program records including total points (2,589), field goals (881), field goal percentage (44.6), three-point field goals (312), free-throw percentage (73.8), rebounds (1,298) and blocks (123). The team would finish ranked in the top three in the WAC in scoring (2nd, 76.1 ppg), free-throw percentage (3rd, 73.8), field goal percent-

age (3rd, 44.6), field goal percentage defense (3rd, 40.7), three-point field goal percentage (2nd, 37.0), rebounding offense (3rd, 8.2 rpg), blocks (3rd, 123), three pointers (1st, 312).

Three Redhawks earned postseason honors from the WAC, including Aaron Menzies (Second Team All-WAC, All-Defensive Team), Matej Kavas (Second Team All-WAC) and Jordan Hill (All-Newcomer Team).

Menzies would set an all-time program record with 79 blocks and a modern-day DI record with 302 rebounds.

HAYFORD EARNS CONTRACT EXTENSION

Head Coach Jim Hayford received a contract extension through 2023, Director of Athletics Shaney Fink announced Sept. 12, 2018.

"Coach Hayford has proven to be the right leader for our program as he propelled the team forward in his first year, leading us to the most successful season in recent history," said Fink. "We are excited to announce the extension of his contract and look forward to the continued development of the program under his guidance."

In his first season at the helm of the program, Hayford revitalized the Redhawks on the court, in the classroom and in the community.

The 2017-18 Redhawks finished 20-14 overall, 16-3 on their home court and 8-6 in Western Athletic Conference play. The win total marked a program high since returning to Division I in 2008-09, and marked the first 20-win DI season since 1963-64 when Seattle U finished 22-6. The 16 home victories was also a modern-day DI record, while the eight WAC wins was the most since joining the league in 2012-13.

"I believe in the vision that the Seattle University leadership has for our men's basketball program," Hayford said. "And I am grateful for their belief in the leadership of my staff and I as we continue to pursue the lofty goals we share for Seattle U basketball."

The Redhawks achieved a team cumulative GPA of 3.012 for the 2017-18 academic year, earning them a Team Academic Excellence Award by the National Association of Basketball Coaches (NABC). Five players concluded the year with a 3.2 cumulative GPA or higher while four Redhawks — Mattia Da Campo,

Morgan Means, Matej Kavas and Jake Spurgeon — were also named to the 2017-18 Winter All-Western Athletic Conference Academic Team.

The squad also spent ample time engaging in the local community, including multiple volunteer activities at Bailey Gatzert Elementary School.

ALUM RETURNS TO COACHING STAFF

Sam Kirby has returned to his alma mater, joining the Redhawks' coaching staff as an assistant coach. Kirby was a member of the Seattle U squad for the 2005-06 and 2006-07 seasons, the latter year resulting in a 20-9 overall record, a Great Northwest Athletic Conference title and the program's first NCAA Division II Tournament berth in 38 years.

"Having an alum of Seattle U on our staff is a tremendous asset and we're happy to welcome Sam back to campus," said Hayford. "Sam is recognized as one of the up-and-coming assistant coaches on the West Coast and we're excited that he chose to return to Seattle U."

Kirby returns to the Redhawk program following seven seasons of serving as an assistant coach at Cal Poly under Joe Callero, who also served as the head coach at Seattle U from 2001-09. Kirby was involved in floor coaching, game planning and scouting, while also serving as the program's recruiting coordinator during his final three years.

A Sacramento native, Kirby served as a student assistant coach at Seattle U during the 2007-08 campaign while completing a bachelor's degree in liberal studies with a minor in psychology.



Jim Hayford was named Seattle University's men's basketball head coach on Wednesday, Mar. 28, 2017. In his first season at Seattle U, he led the Redhawks to their most successful season in the school's modern-day Division I era.

Inheriting a program that went 13-17 in 2016-17, Hayford led the 2017-18 Redhawks to finish 20-14 overall, 16-3 on their home court and 8-6 in Western Athletic Conference play. The win total marked a program high since returning to Division I in 2008-09, and marked the first 20-win DI season since 1963-64 when Seattle U finished 22-6. The 16 home victories was also a modern-day DI record, while the eight WAC wins was the most since joining the league in 2012-13. The fourth-place finish ties the best finish during the Redhawks six years com-

peting in the WAC. The season culminated in Hayford's 10th national postseason appearance as a head coach as the Redhawks earned a berth in the Collegiate Basketball Invitational (CBI).

Hayford's up-tempo style of play saw the Redhawks set numerous modern-day DI program records including total points (2,589), field goals (881), field goal percentage (44.6), three-point field goals (312), free-throw percentage (73.8), rebounds (1,298) and blocks (123). Three Redhawks earned postseason honors from the WAC, including junior center Aaron Menzies (Second Team All-WAC, All-Defensive Team), sophomore guard Matej Kavaz (Second Team All-WAC) and graduate guard Jordan Hill (All-Newcomer Team). Menzies would set an all-time program record with 79 blocks and a modern-day DI record with 302 rebounds.

Hayford has 19 total seasons as a head coach, amassing an overall record of 380-189 (.668). Prior to Seattle U, he had stints at EWU, Whitworth (NCAA DIII) and Sioux Falls (NAIA). He has coached in 10 national postseason tournaments, including six (2003, 2007, 2008, 2009, 2010, 2011) at NCAA Division III Whitworth, three at EWU (2015, 2016, 2017) and one at Seattle U (2018).

In 2016-17, Hayford completed his sixth season as the head coach at EWU, leading the Eagles to a 22-12 overall record and a 13-5 mark in Big Sky Conference play. In six seasons with Hayford at the helm, the Eagles went to the NCAA Tournament (2015), the CBI Tournament (2016, 2017), earned a Big Sky regular season co-championship (2015) and won the Big Sky Tournament title (2015). Under Hayford, the Eagles had one Big Sky Conference Player of the Year (Jacob Wiles, 2017), two Big Sky Freshmen of the Year, 12 All-Big Sky selections, seven National Association of Basketball (NABC) All-District selections, two Associated Press honorable mention All-Americans and one NBA Draft pick (Tyler Harvey, 2015).

The building process at EWU hit its stride in 2014-15 when Hayford led the Eagles to a 26-9 mark, including a 14-4 Big Sky record. EWU went on to win the Big Sky Conference Tournament and earn a bid to the NCAA Tournament – the first postseason appearance for the program since 2003-04. The team featured Tyler Harvey, who was the nation's leader in scoring (23.1 ppg) and three-pointers made per game (4.0), and went on to be the program's third all-time NBA Draft pick. For his efforts, Hayford was named Big Sky Co-Coach of the Year.

Before taking over at Eastern Washington in March of 2011, Hayford spent 10 seasons building Whitworth University in Spokane, Wash., into a NCAA Division III powerhouse. In his tenure at the helm of the Pirates, Hayford had a record of 217-57 and a winning percentage of .792. He was the Northwest Conference Coach of the Year five times, and twice was honored by the NABC as the West Region Coach of the Year.

Taking over a program that went 25-24 in the two seasons prior (1999-01), Hayford coached the Pirates to eight 20-win seasons, six appearances in the NCAA Division III Tournament (including the last five seasons in a row), five Northwest Conference titles, three NCAA DIII Sweet 16 appearances (2008, 2010, 2011) and one Elite Eight appearance (2011). At the time he left Whitworth, his career winning percentage ranked among the top 10 among all active NCAA Division III coaches.

Prior to Whitworth, Hayford was head coach at the University of Sioux Falls (S.D.), where he compiled a 37-27 record in two seasons. During his inaugural season (1999-2000), he led the Cougars to their first conference playoff appearance in five years. Hayford's Cougars finished the 2000-01 season at 22-12, setting a school record for wins in a season. Prior to Hayford's arrival, USF was 9-17 in 1998-99.

Hayford served as the top assistant coach at Azusa Pacific University (Calif.) from 1990-99, including eight seasons under Bill Odell. APU won seven consecutive Golden State Athletic Conference titles during that time and advanced to the NAIA Division I Final Four in each of his final two seasons there.

Hayford earned his bachelor's degree in social science from Azusa Pacific in 1989. He earned a master's degree in education from Claremont Graduate School in 1991. Hayford and his wife, Robin, have two adult children, daughter, Jayme, and son, Joseph.

COACH HAYFORD'S YEAR-BY-YEAR RESULTS

YEAR	SCHOOL	OVERALL	PCT	CONFERENCE
1999-00	Sioux Falls	15-15	.500	
2000-01	Sioux Falls	22-12	.647	
Totals at Sioux Falls	(2 seasons)	37-27	.578	
2001-02	Whitworth	20-7	.741	12-4/2nd
2002-03 \$	Whitworth	23-4	.851	13-3/1st
2003-04	Whitworth	19-6	.760	12-4/2nd
2004-05	Whitworth	13-11	.542	9-7/4th
2005-06	Whitworth	20-7	.741	13-3/2nd
2006-07 \$	Whitworth	24-4	.857	13-3/1st
2007-08 \$	Whitworth	21-7	.750	12-4/1st
2008-09 \$	Whitworth	23-6	.793	12-4/2nd
2009-10 \$	Whitworth	26-3	.897	16-0/1st
2010-11 \$	Whitworth	28-2	.933	15-1/1st
Totals at Whitworth	(10 seasons)	217-57	.792	
2011-12	Eastern Washington	15-17	.469	8-8/4th
2012-13	Eastern Washington	10-21	.323	7-13/8th
2013-14	Eastern Washington	15-16	.484	10-10/T6th
2014-15 #	Eastern Washington	26-9	.743	14-4/T1st
2015-16 !	Eastern Washington	18-16	.529	10-8/T5th
2016-17 !	Eastern Washington	22-12	.647	13-5/2nd
Totals at EWU	(6 seasons)	106-91	.538	
2017-18 !	Seattle University	20-14	.588	8-6/4th
Totals at SU	(1 season)	20-14	.588	
Total as Head Coach	(19 seasons)	380-189	.668	

\$ - NCAA Division III participant

- NCAA DI Tournament participant, Big Sky Conference Tournament Champions & regular-season co-champions

! - College Basketball Invitational (CBI) Tournament participant



THE LAST TIME SEATTLE UNIVERSITY...

Won at home.....	12/20/18 vs. Prairie View A&M, 102-64
Lost at home.....	11/18/18 vs. Southern Utah, 70-73
Won on the road.....	12/29/18 at California, 82-73
Lost on the road.....	1/5/19 at Grand Canyon, 57-71
Won at a neutral site.....	3/8/18 vs. UTRGV (77-60 (Las Vegas)
Lost at a neutral site.....	3/9/18 vs. New Mexico State, 79-84 (Las Vegas)
Won five+ consecutive games.....	six in 2018 (11/23/18-12/6/18)
Won 10+ consecutive games.....	10 in 2008-09 (1/13/09 - 2/27/09)
Won 20+ consecutive games.....	26 in 1953-54
Lost five+ consecutive games.....	6 in 2012-13 (2/2/13 - 2/28/13)
Scored less than 50 points.....	3/3/18 at Utah Valley, 47-73
Scored 80-89 points.....	12/29/18 at California, 82-73
Scored 90-99 points.....	12/6/18 vs. Omaha, 90-71
Scored 100+ points.....	12/20/18 vs. Prairie View A&M, 102-64
Won an overtime game.....	2/17/18 vs. New Mexico State, 73-68
Lost an overtime game.....	3/3/18 vs. Central Arkansas, 92-90 (ot)
Defeated a nationally-ranked team.....	1/12/74 vs. #16 UNLV, 82-64
Lost to a nationally-ranked team.....	12/21/11 vs. #24 Virginia, 83-77
Hosted a nationally-ranked team.....	12/21/11 vs. #24 Virginia (L, 77-83)
Shot under 30% FG.....	11/16/16 at Notre Dame, 29.1% (16-55)
Shot 30-39.9% FG.....	1/5/19 at Grand Canyon, 33.9% (19-56)
Shot 40-49.9% FG.....	12/29/18 at California, 45.5% (25-55)
Shot 50-59.9% FG.....	12/20/18 vs. Prairie View A&M, 58.1% (36-62)
Shot 60+% FG.....	2/15/18 vs. UTRGV, 60.8% (31-52)
Had 50+ rebounds.....	11/12/17 vs. Puget Sound, 61
Made 10+ 3-Pointers.....	12/20/18 vs. Prairie View A&M, 13

THE LAST TIME A SEATTLE U PLAYER...

Scored 25-29 points.....	12/6/18, Matej Kavas vs. Omaha, 26
.....	12/6/18, Delante Jones vs. Omaha, 26
Scored 30-39 points.....	12/4/17, Aaron Menzies vs. Pacific Lutheran, 32
Scored 40-59 points.....	11/28/09, Charles Garcia vs. Wofford, 41
Scored 60+ points.....	1/30/58, Elgin Baylor vs. Portland, 60
Made 10+ field goals.....	12/29/18, Myles Carter at California, 11
Made 5+ 3-pointers.....	12/6/18, Matej Kavas vs. Omaha, 6
Had 10-15 rebounds.....	12/29/18, Myles Carter at California, 13
Had 16-19 rebounds.....	1/6/18, Aaron Menzies vs. Chicago State, 19
Had 20+ rebounds.....	2/15/97, Roger Hammond at Northwest College, 24
Had a double-double.....	1/3/19, Terrell Brown at CSU Bakersfield (18p, 10r)
Led team in pts. & rbs.....	1/5/19, Matej Kavas at Grand Canyon (16p, 7r)
Shot 100% FG (min. 5).....	12/19/16, Morgan Means vs. Southern Utah (5-5)
Shot 100% FT (min. 10).....	12/29/18, Morgan Means at California (16-16)
Had 10+ assists.....	11/23/18, Terrell Brown vs. Denver, 10
Had 5+ steals.....	12/1/18, Morgan Means vs. EWU, 5
Had 5+ blocks.....	11/28/18, Myles Carter vs. Northwest, 7

STATISTICAL NOTEABLES

20-plus Points

26.....	Morgan Means vs. Denver, 11/23/18
26.....	Terrell Brown vs. Northwest, 11/28/18
26.....	Matej Kavas vs. Omaha, 12/6/18
26.....	Delante Jones vs. Omaha, 12/6/18
26.....	Myles Carter at California, 12/29/18
25.....	Myles Carter vs. Bryant, 11/11/18
24.....	Morgan Means at California, 12/29/18
23.....	Myles Carter vs. Puget Sound, 11/8/18
23.....	Morgan Means vs. Northwest, 11/28/18
23.....	Myles Carter vs. EWU, 12/1/18
22.....	Matej Kavas vs. Longwood, 11/25/18
22.....	Myles Carter vs. Prairie View A&M, 12/20/18
22.....	Morgan Means vs. Prairie View A&M, 12/20/18
21.....	Morgan Means vs. Bryant, 11/11/18
21.....	Terrell Brown vs. Washington State, 11/14/18
21.....	Morgan Means at Washington, 12/9/18
20.....	Matej Kavas vs. Fairfield, 11/24/18

5-plus Assists

10.....	Terrell Brown vs. Denver, 11/23/18
9.....	Terrell Brown vs. Southern Utah, 11/18/18
9.....	Terrell Brown vs. EWU, 12/1/18
9.....	Terrell Brown at Washington, 12/9/18
7.....	Morgan Means vs. Puget Sound, 11/8/18
7.....	Morgan Means vs. EWU, 12/1/18
6.....	Terrell Brown vs. Northwest, 11/28/18
5.....	Terrell Brown vs. Fairfield, 11/24/18
5.....	Terrell Brown vs. Longwood, 11/25/18
5.....	Morgan Means vs. Northwest, 11/28/18
5.....	Morgan Means vs. Omaha, 12/6/18
5.....	Terrell Brown vs. Omaha, 12/6/18
5.....	Terrell Brown vs. Prairie View A&M, 12/20/18
5.....	Terrell Brown at CSU Bakersfield, 1/3/19

5-plus Steals

5.....	Morgan Means vs. EWU, 12/1/18
--------	-------------------------------

5-plus Blocks


7.....	Myles Carter vs. Northwest, 11/28/18
--------	--------------------------------------

DOUBLE-DOUBLES


Myles Carter (23p, 12r).....	vs. Puget Sound, 11/8/18
Myles Carter (25p, 11r).....	vs. Bryant, 11/11/18
Terrell Brown (11p, 10a).....	vs. Denver, 11/23/18
Myles Carter (14p, 12r).....	vs. Longwood, 11/25/18
Matej Kavas (22p, 13r).....	vs. Longwood, 11/25/18
Terrell Brown (26p, 14r).....	vs. Northwest, 11/28/18
Myles Carter (12p, 14r).....	vs. Northwest, 11/28/18
Terrell Brown (12p, 11r).....	vs. Omaha, 12/6/18
Myles Carter (11p, 12r).....	at Portland, 12/17/18
Terrell Brown (17p, 11r).....	at Portland, 12/17/18
Myles Carter (26p, 13r).....	at California, 12/29/18
Terrell Brown (18p, 10r).....	at CSU Bakersfield, 1/3/19



MYLES CARTER
6-9 • 230 • F • R-JR



IAN BURKE
6-5 • 180 • G • FR



MATEJ KAVAS
6-8 • 200 • G • R-JR



AARON NETTLES
5-11 • 175 • G • SO




RIP ECONOMOU
6-8 • 180 • G • FR



MATTIA DA CAMPO
6-5 • 210 • G • JR



MORGAN MEANS
6-3 • 175 • G • JR



MATT VAIL
6-5 • 190 • F • FR



TREY HOPKINS
6-4 • 163 • G • FR



TERRELL BROWN
6-1 • 175 • G • R-SO



DELANTE JONES
6-5 • 195 • G • R-JR



ANAND HUNDAL
6-10 • 230 • F • JR




RILEY GRIGSBY
6-6 • 220 • G/F • FR




JOE WALL
6-7 • 215 • F • FR



JIM HAYFORD
HEAD COACH



CHRIS VICTOR
ASSOCIATE HEAD COACH



NICK ROBINSON
ASSISTANT COACH



SAM KIRBY
ASSISTANT COACH



MIKE ODLAND
DIRECTOR OF OPS



PATRICK MULLIGAN
DIRECTOR OF PLAYER DEV



Seattle University Basketball
Seattle U Combined Team Statistics (as of Jan 05, 2019)
All games

RECORD:	OVERALL	HOME	AWAY	NEUTRAL
ALL GAMES	12-5	10-1	2-4	0-0
CONFERENCE	0-2	0-0	0-2	0-0
NON-CONFERENCE	12-3	10-1	2-2	0-0

#	Player	gp-gs	min	avg	Total		3-Point		F-Throw		Rebounds								a	to	blk	stl	pts	avg
					fg-fga	fg%	3fg-fga	3fg%	ft-fa	ft%	off	def	tot	avg	pf	dq								
13	Means, Morgan	17-17	589	34.6	78-185	.422	34-81	.420	73-84	.869	13	66	79	4.6	55	3	58	41	0	25	263	15.5		
01	Carter, Myles	17-17	484	28.5	98-172	.570	1-2	.500	49-88	.557	45	95	140	8.2	65	4	10	40	39	4	246	14.5		
05	Kavas, Matej	16-15	503	31.4	75-160	.469	39-85	.459	37-46	.804	11	89	100	6.3	30	0	14	20	1	6	226	14.1		
24	Jones, Delante	16-16	487	30.4	71-170	.418	27-72	.375	32-41	.780	15	38	53	3.3	30	0	21	35	5	7	201	12.6		
23	Brown, Terrell	17-13	523	30.8	71-155	.458	2-11	.182	48-72	.667	25	95	120	7.1	47	2	88	32	4	18	192	11.3		
10	Nettles, Aaron	17-2	247	14.5	23-42	.548	18-34	.529	8-12	.667	0	12	12	0.7	27	0	8	10	0	12	72	4.2		
35	Grigsby, Riley	17-3	217	12.8	21-42	.500	0-8	.000	18-24	.750	11	29	40	2.4	41	0	6	6	14	2	60	3.5		
00	McDowell, Dashawn	3-0	34	11.3	4-10	.400	0-0	.000	0-2	.000	2	4	6	2.0	4	0	2	2	0	1	8	2.7		
15	Hopkins, Trey	14-1	93	6.6	13-30	.433	3-13	.231	1-3	.333	5	8	13	0.9	9	0	2	6	0	2	30	2.1		
25	Hundal, Anand	11-0	51	4.6	9-15	.600	3-7	.429	0-1	.000	8	9	17	1.5	11	0	0	1	3	1	21	1.9		
11	Economou, Rip	9-0	39	4.3	5-18	.278	4-15	.267	3-4	.750	4	2	6	0.7	10	0	0	1	0	0	17	1.9		
02	Burke, Ian	8-0	33	4.1	1-5	.200	1-3	.333	6-10	.600	2	5	7	0.9	3	0	1	2	0	3	9	1.1		
41	Wall, Joe	6-0	10	1.7	2-5	.400	1-4	.250	0-0	.000	1	0	1	0.2	1	0	0	0	0	0	5	0.8		
12	Da Campo, Mattia	15-1	77	5.1	3-8	.375	1-1	1.000	3-4	.750	5	7	12	0.8	6	1	3	4	0	2	10	0.7		
14	Vail, Matt	7-0	11	1.6	0-0	.000	0-0	.000	0-0	.000	0	1	1	0.1	1	0	1	0	1	0	0	0.0		
Team											17	13	30				4							
Total.....		17	3398		474-1017	.466	134-336	.399	278-391	.711	164	473	637	37.5	340	10	214	204	67	83	1360	80.0		
Opponents.....		17	3399		404-1010	.400	115-344	.334	262-363	.722	165	407	572	33.6	362	-	162	213	55	89	1185	69.7		

TEAM STATISTICS	SU	OPP
SCORING	1360	1185
Points per game	80.0	69.7
Scoring margin	+10.3	-
FIELD GOALS-ATT	474-1017	404-1010
Field goal pct	.466	.400
3 POINT FG-ATT	134-336	115-344
3-point FG pct	.399	.334
3-pt FG made per game	7.9	6.8
FREE THROWS-ATT	278-391	262-363
Free throw pct	.711	.722
F-Throws made per game	16.4	15.4
REBOUNDS	637	572
Rebounds per game	37.5	33.6
Rebounding margin	+3.8	-
ASSISTS	214	162
Assists per game	12.6	9.5
TURNOVERS	204	213
Turnovers per game	12.0	12.5
Turnover margin	+0.5	-
Assist/turnover ratio	1.0	0.8
STEALS	83	89
Steals per game	4.9	5.2
BLOCKS	67	55
Blocks per game	3.9	3.2
ATTENDANCE	11317	25401
Home games-Avg/Game	11-1029	6-4234
Neutral site-Avg/Game	-	0-0

Date	Opponent	Score	Att.
11/06/18	at Stanford	L 74-96	3365
11/08/18	PUGET SOUND	w 95-67	999
11/11/18	BRYANT	w 82-59	1236
11/14/18	WASHINGTON ST.	w 78-69	1977
11/18/18	SOUTHERN UTAH	L 70-73	999
@ 11/23/18	DENVER	w 82-63	883
@ 11/24/18	FAIRFIELD	w 83-80	809
@ 11/25/18	LONGWOOD	w 70-50	753
@ 11/28/18	NORTHWEST (WA)	w 107-72	824
12/01/18	EASTERN WASH.	w 88-68	999
12/06/18	OMAHA	w 90-71	873
12/09/18	at Washington	L 62-70	6688
12/17/18	at Portland	w 67-56	1553
12/20/18	PRAIRIE VIEW	w 102-64	965
12/29/18	at California	w 82-73	4104
* 01/03/19	at CSU Bakersfield	L 71-83	2398
* 01/05/19	at Grand Canyon	L 57-71	7293

@ - Elgin Baylor Classic (Seattle, WA)

* = WAC game

Score by Periods	1st	2nd	Totals
Seattle U	639	721	1360
Opponents	513	672	1185



Seattle University Basketball
Seattle U Combined Team Statistics (as of Jan 05, 2019)
WAC games only

RECORD:	OVERALL	HOME	AWAY	NEUTRAL
ALL GAMES	0-2	0-0	0-2	0-0
CONFERENCE	0-2	0-0	0-2	0-0
NON-CONFERENCE	0-0	0-0	0-0	0-0

#	Player	gp-gs	min	avg	Total		3-Point		F-Throw		Rebounds				pf	dq	a	to	blk	stl	pts	avg		
					fg-fga	fg%	3fg-fga	3fg%	ft-fa	ft%	off	def	tot	avg										
24	Jones, Delante	2-2	60	30.0	9-18	.500	6-10	.600	9-11	.818	2	2	4	2.0	4	0	0	6	0	2	33	16.5		
23	Brown, Terrell	2-2	71	35.5	11-30	.367	1-4	.250	7-10	.700	1	15	16	8.0	5	0	8	5	0	1	30	15.0		
05	Kavas, Matej	2-1	41	20.5	7-9	.778	3-3	1.000	1-2	.500	0	7	7	3.5	2	0	0	1	0	1	18	9.0		
01	Carter, Myles	2-2	68	34.0	6-20	.300	0-0	.000	6-8	.750	5	7	12	6.0	8	1	0	3	2	0	18	9.0		
13	Means, Morgan	2-2	63	31.5	1-14	.071	0-4	.000	7-8	.875	1	5	6	3.0	5	0	4	6	0	2	9	4.5		
02	Burke, Ian	1-0	5	5.0	1-2	.500	1-1	1.000	1-2	.500	0	0	0	0.0	0	0	1	0	0	1	4	4.0		
35	Grigsby, Riley	2-0	20	10.0	1-3	.333	0-1	.000	4-4	1.000	1	4	5	2.5	2	0	1	1	1	0	6	3.0		
15	Hopkins, Trey	2-1	24	12.0	2-6	.333	1-3	.333	0-0	.000	0	1	1	0.5	3	0	1	2	0	1	5	2.5		
10	Nettles, Aaron	2-0	34	17.0	1-3	.333	1-2	.500	0-0	.000	0	0	0	0.0	2	0	1	0	0	0	3	1.5		
11	Economou, Rip	2-0	7	3.5	0-2	.000	0-2	.000	2-2	1.000	1	0	1	0.5	4	0	0	0	0	0	2	1.0		
25	Hundal, Anand	1-0	1	1.0	0-0	.000	0-0	.000	0-0	.000	0	0	0	0.0	0	0	0	0	0	0	0	0.0		
12	Da Campo, Mattia	2-0	6	3.0	0-0	.000	0-0	.000	0-0	.000	0	1	1	0.5	1	0	0	1	0	0	0	0.0		
Team											6	2	8											
Total.....		2	400		39-107	.364	13-30	.433	37-47	.787	17	44	61	30.5	36	1	16	25	3	8	128	64.0		
Opponents.....		2	400		60-121	.496	15-40	.375	19-28	.679	24	55	79	39.5	42	-	34	25	8	13	154	77.0		

TEAM STATISTICS	SU	OPP
SCORING	128	154
Points per game	64.0	77.0
Scoring margin	-13.0	-
FIELD GOALS-ATT	39-107	60-121
Field goal pct	.364	.496
3 POINT FG-ATT	13-30	15-40
3-point FG pct	.433	.375
3-pt FG made per game	6.5	7.5
FREE THROWS-ATT	37-47	19-28
Free throw pct	.787	.679
F-Throws made per game	18.5	9.5
REBOUNDS	61	79
Rebounds per game	30.5	39.5
Rebounding margin	-9.0	-
ASSISTS	16	34
Assists per game	8.0	17.0
TURNOVERS	25	25
Turnovers per game	12.5	12.5
Turnover margin	+0.0	-
Assist/turnover ratio	0.6	1.4
STEALS	8	13
Steals per game	4.0	6.5
BLOCKS	3	8
Blocks per game	1.5	4.0
ATTENDANCE	0	9691
Home games-Avg/Game	0-0	2-4846
Neutral site-Avg/Game	-	0-0

Date	Opponent		Score	Att.
* 01/03/19	at CSU Bakersfield	L	71-83	2398
* 01/05/19	at Grand Canyon	L	57-71	7293
@ - Elgin Baylor Classic (Seattle, WA)				
* = WAC game				

Score by Periods	1st	2nd	Totals
Seattle U	56	72	128
Opponents	69	85	154



Seattle University Basketball
Seattle U Season Schedule/Results & Leaders (as of Jan 05, 2019)
All games

RECORD:	OVERALL	HOME	AWAY	NEUTRAL
ALL GAMES	12-5	10-1	2-4	0-0
CONFERENCE	0-2	0-0	0-2	0-0
NON-CONFERENCE	12-3	10-1	2-2	0-0

Date	Opponent	Score	Att.	High Points	High Rebounds
11/06/18	at Stanford	74-96 L	3365	(16)Brown, Terrell	(6)Brown, Terrell
11/08/18	PUGET SOUND	w 95-67	999	(23)Carter, Myles	(12)Carter, Myles
11/11/18	BRYANT	w 82-59	1236	(25)Carter, Myles	(11)Carter, Myles
11/14/18	WASHINGTON ST.	w 78-69	1977	(21)Brown, Terrell	(8)Brown, Terrell
11/18/18	SOUTHERN UTAH	70-73 L	999	(16)Jones, Delante	(8)Carter, Myles
					(7)Brown, Terrell
					(7)Carter, Myles
					(7)Means, Morgan
11/23/18	@DENVER	w 82-63	883	(26)Means, Morgan	(11)Brown, Terrell
11/24/18	@FAIRFIELD	w 83-80	809	(20)Kavas, Matej	(9)Kavas, Matej
					(9)Means, Morgan
11/25/18	@LONGWOOD	w 70-50	753	(22)Kavas, Matej	(13)Kavas, Matej
11/28/18	@NORTHWEST (WA)	w 107-72	824	(26)Brown, Terrell	(14)Brown, Terrell
					(14)Carter, Myles
12/01/18	EASTERN WASH.	w 88-68	999	(23)Carter, Myles	(8)Carter, Myles
12/06/18	OMAHA	w 90-71	873	(26)Jones, Delante	(11)Brown, Terrell
				(26)Kavas, Matej	
12/09/18	at Washington	62-70 L	6688	(21)Means, Morgan	(7)Carter, Myles
					(7)Kavas, Matej
12/17/18	at Portland	w 67-56	1553	(17)Brown, Terrell	(12)Carter, Myles
12/20/18	PRAIRIE VIEW	w 102-64	965	(22)Carter, Myles	(9)Kavas, Matej
				(22)Means, Morgan	(9)Carter, Myles
12/29/18	at California	w 82-73	4104	(26)Carter, Myles	(13)Carter, Myles
01/03/19	*at CSU Bakersfield	71-83 L	2398	(18)Jones, Delante	(10)Brown, Terrell
				(18)Brown, Terrell	
01/05/19	*at Grand Canyon	57-71 L	7293	(16)Kavas, Matej	(7)Kavas, Matej

@ - Elgin Baylor Classic (Seattle, WA)

* = WAC game

Attendance Summary	Games	Attend	Avg/Game
Home	11	11317	1029
Away	6	25401	4234
Neutral	0	0	0
Total	17	36718	2160



Seattle University Basketball
Seattle U Team Game-by-Game (as of Jan 05, 2019)
All games

TEAM STATISTICS

Opponent	Date	Score		Total		3-Pointers		Free throws		Rebounds				pf	a	t/o	blk	stl	pts	avg
				fg-fga	pct	3fg-fga	pct	ft-fa	pct	off	def	tot	avg							
at Stanford	11/06/18	74-96	L	28-64	.438	6-18	.333	12-21	.571	12	18	30	30.0	25	7	11	1	2	74	74.0
PUGET SOUND	11/08/18	95-67	W	35-63	.556	7-17	.412	18-29	.621	12	27	39	34.5	22	16	17	4	6	95	84.5
BRYANT	11/11/18	82-59	W	30-65	.462	7-22	.318	15-23	.652	13	28	41	36.7	23	10	13	3	8	82	83.7
WASHINGTON ST.	11/14/18	78-69	W	28-55	.509	5-19	.263	17-23	.739	8	32	40	37.5	22	11	17	7	6	78	82.2
SOUTHERN UTAH	11/18/18	70-73	L	28-69	.406	11-26	.423	3-8	.375	10	28	38	37.6	22	15	11	5	6	70	79.8
DENVER	11/23/18	82-63	W	29-63	.460	12-27	.444	12-18	.667	8	31	39	37.8	15	15	7	4	3	82	80.2
FAIRFIELD	11/24/18	83-80	W	24-45	.533	6-10	.600	29-43	.674	7	35	42	38.4	21	13	16	4	1	83	80.6
LONGWOOD	11/25/18	70-50	W	23-59	.390	11-31	.355	13-18	.722	10	30	40	38.6	19	17	10	5	6	70	79.2
NORTHWEST (WA)	11/28/18	107-72	W	40-75	.533	10-24	.417	17-20	.850	12	34	46	39.4	12	14	9	10	6	107	82.3
EASTERN WASH.	12/01/18	88-68	W	35-67	.522	9-22	.409	9-17	.529	6	28	34	38.9	16	19	5	2	10	88	82.9
OMAHA	12/06/18	90-71	W	31-57	.544	11-25	.440	17-23	.739	5	31	36	38.6	18	14	12	9	1	90	83.5
at Washington	12/09/18	62-70	L	21-60	.350	6-16	.375	14-19	.737	10	19	29	37.8	17	16	11	2	7	62	81.8
at Portland	12/17/18	67-56	W	22-51	.431	5-14	.357	18-27	.667	10	33	43	38.2	19	4	16	4	3	67	80.6
PRAIRIE VIEW	12/20/18	102-64	W	36-62	.581	13-27	.481	17-19	.895	10	31	41	38.4	25	19	13	3	4	102	82.1
at California	12/29/18	82-73	W	25-55	.455	2-8	.250	30-36	.833	14	24	38	38.4	28	8	11	1	6	82	82.1
at CSU Bakersfield	01/03/19	71-83	L	20-51	.392	8-20	.400	23-27	.852	10	20	30	37.9	18	10	14	2	3	71	81.4
at Grand Canyon	01/05/19	57-71	L	19-56	.339	5-10	.500	14-20	.700	7	24	31	37.5	18	6	11	1	5	57	80.0
Seattle U		1360		474-1017	.466	134-336	.399	278-391	.711	164	473	637	37.5	340	214	204	67	83	1360	80.0
Opponents		1185		404-1010	.400	115-344	.334	262-363	.722	165	407	572	33.6	362	162	213	55	89	1185	69.7

Games played: 17
Points/game: 80.0
FG Pct: 46.6
3FG Pct: 39.9
FT Pct: 71.1

Rebounds/game: 37.5
Assists/game: 12.6
Turnovers/game: 12.0
Assist/turnover ratio: 1.0
Steals/game: 4.9
Blocks/game: 3.9



Seattle University Basketball
Seattle U Points-Rebounds-Assists (as of Jan 05, 2019)
All games

				00	01	02	05	10	11	12
Opponent	Date	Score		MCDOWELL,D	CARTER,MYL	BURKE,IAN	KAVAS,MATE	NETTLES,AA	ECONOMOU,R	DA CAMPO,M
at Stanford	11/06/18	74-96	L	4-3-0	6-3-0	1-1-0	13-4-0	0-0-0	2-0-0	1-3-1
PUGET SOUND	11/08/18	95-67	w	4-2-2	23-12-1	0-1-0	13-6-1	9-1-0	4-0-0	2-0-0
BRYANT	11/11/18	82-59	w	0-1-0	25-11-2	3-1-0	5-4-1	6-1-0	0-0-0	0-1-0
WASHINGTON ST.	11/14/18	78-69	w	DNP	9-8-1	DNP	14-7-2	3-1-0	DNP	0-2-0
SOUTHERN UTAH	11/18/18	70-73	L	DNP	14-7-2	DNP	12-7-0	9-2-2	DNP	0-0-0
DENVER	11/23/18	82-63	w	DNP	9-2-1	0-0-0	15-7-0	3-0-0	0-0-0	0-0-0
FAIRFIELD	11/24/18	83-80	w	DNP	12-5-0	DNP	20-9-2	3-2-1	DNP	0-1-0
LONGWOOD	11/25/18	70-50	w	DNP	14-12-1	1-0-0	22-13-2	3-0-1	0-1-0	0-0-0
NORTHWEST (WA)	11/28/18	107-72	w	DNP	12-14-0	0-2-0	12-3-1	10-0-0	0-3-0	7-0-0
EASTERN WASH.	12/01/18	88-68	w	DNP	23-8-0	DNP	18-6-0	6-1-1	DNP	DNP
OMAHA	12/06/18	90-71	w	DNP	7-5-0	DNP	26-6-1	3-2-1	DNP	0-0-0
at Washington	12/09/18	62-70	L	DNP	15-7-2	DNP	9-7-0	0-1-0	DNP	DNP
at Portland	12/17/18	67-56	w	DNP	11-12-0	DNP	11-5-0	5-0-0	DNP	0-0-0
PRAIRIE VIEW	12/20/18	102-64	w	DNP	22-9-0	0-2-0	18-9-4	5-1-1	9-1-0	0-2-2
at California	12/29/18	82-73	w	DNP	26-13-0	DNP	DNP	4-0-0	DNP	0-2-0
at CSU Bakersfield	01/03/19	71-83	L	DNP	12-8-0	4-0-1	2-0-0	3-0-1	2-0-0	0-1-0
at Grand Canyon	01/05/19	57-71	L	DNP	6-4-0	DNP	16-7-0	0-0-0	0-1-0	0-0-0

				13	14	15	23	24	25	35
Opponent	Date	Score		MEANS,MORG	VAIL,MATT	HOPKINS,TR	BROWN,TERR	JONES,DELA	HUNDAL,ANA	GRIGSBY,RI
at Stanford	11/06/18	74-96	L	11-1-2	0-0-0	0-0-0	16-6-4	2-1-0	13-3-0	2-1-0
PUGET SOUND	11/08/18	95-67	w	9-7-7	0-0-0	7-0-1	8-4-3	9-2-1	4-3-0	3-0-0
BRYANT	11/11/18	82-59	w	21-8-3	0-0-0	0-1-0	12-3-3	8-7-0	2-1-0	0-2-1
WASHINGTON ST.	11/14/18	78-69	w	11-3-2	DNP	0-1-0	21-8-3	15-5-2	0-0-0	5-4-1
SOUTHERN UTAH	11/18/18	70-73	L	14-7-2	DNP	DNP	5-7-9	16-1-0	0-1-0	0-1-0
DENVER	11/23/18	82-63	w	26-3-2	0-0-0	2-1-0	8-11-10	11-4-2	2-5-0	6-5-0
FAIRFIELD	11/24/18	83-80	w	16-9-2	DNP	0-1-0	8-5-5	17-3-3	0-1-0	7-6-0
LONGWOOD	11/25/18	70-50	w	19-5-4	0-0-0	0-2-0	2-2-5	7-2-4	0-2-0	2-1-0
NORTHWEST (WA)	11/28/18	107-72	w	23-2-5	0-0-1	12-3-0	26-14-6	DNP	0-0-0	5-5-1
EASTERN WASH.	12/01/18	88-68	w	16-5-7	DNP	DNP	4-7-9	19-6-2	DNP	2-1-0
OMAHA	12/06/18	90-71	w	5-5-5	DNP	0-1-0	12-11-5	26-2-2	DNP	11-4-0
at Washington	12/09/18	62-70	L	21-2-3	DNP	DNP	5-6-9	10-4-1	DNP	2-0-1
at Portland	12/17/18	67-56	w	16-6-3	DNP	0-0-0	17-11-1	5-6-0	DNP	2-1-0
PRAIRIE VIEW	12/20/18	102-64	w	22-4-4	0-1-0	2-0-0	8-3-5	7-2-2	0-1-0	7-3-1
at California	12/29/18	82-73	w	24-6-3	DNP	2-2-0	10-6-3	16-4-2	DNP	0-1-0
at CSU Bakersfield	01/03/19	71-83	L	7-1-1	DNP	5-1-1	18-10-5	18-1-0	0-0-0	0-3-1
at Grand Canyon	01/05/19	57-71	L	2-5-3	DNP	0-0-0	12-6-3	15-3-0	DNP	6-2-0



#01 Carter, Myles

Opponent	Date	gs	min	Total		3-Pointers		Free throws		Rebounds				pf	a	t/o	blk	stl	pts	avg	
				fg-fga	pct	3fg-fga	pct	ft-fa	pct	off	def	tot	avg								
at Stanford	11/06/18	*	18	2-5	.400	0-1	.000	2-5	.400	1	2	3	3.0	5	0	2	1	0	6	6.0	
PUGET SOUND	11/08/18	*	22	10-13	.769	0-0	.000	3-6	.500	5	7	12	7.5	4	1	8	3	0	23	14.5	
BRYANT	11/11/18	*	33	10-17	.588	1-1	1.000	4-6	.667	6	5	11	8.7	4	2	3	3	0	25	18.0	
WASHINGTON ST.	11/14/18	*	30	4-5	.800	0-0	.000	1-2	.500	1	7	8	8.5	3	1	2	4	0	9	15.8	
SOUTHERN UTAH	11/18/18	*	25	7-10	.700	0-0	.000	0-5	.000	2	5	7	8.2	3	2	1	3	0	14	15.4	
DENVER	11/23/18	*	19	4-6	.667	0-0	.000	1-2	.500	0	2	2	7.2	4	1	2	2	0	9	14.3	
FAIRFIELD	11/24/18	*	25	4-5	.800	0-0	.000	4-7	.571	0	5	5	6.9	5	0	4	4	0	12	14.0	
LONGWOOD	11/25/18	*	34	4-9	.444	0-0	.000	6-8	.750	2	10	12	7.5	4	1	2	4	1	14	14.0	
NORTHWEST (WA)	11/28/18	*	35	5-13	.385	0-0	.000	2-2	1.000	4	10	14	8.2	3	0	0	7	0	12	13.8	
EASTERN WASH.	12/01/18	*	30	10-15	.667	0-0	.000	3-9	.333	2	6	8	8.2	2	0	1	1	0	23	14.7	
OMAHA	12/06/18	*	15	3-6	.500	0-0	.000	1-2	.500	2	3	5	7.9	3	0	4	2	0	7	14.0	
at Washington	12/09/18	*	31	6-15	.400	0-0	.000	3-6	.500	4	3	7	7.8	4	2	2	0	1	15	14.1	
at Portland	12/17/18	*	30	3-5	.600	0-0	.000	5-7	.714	4	8	12	8.2	4	0	1	2	2	11	13.8	
PRAIRIE VIEW	12/20/18	*	29	9-10	.900	0-0	.000	4-6	.667	3	6	9	8.2	5	0	2	0	0	22	14.4	
at California	12/29/18	*	40	11-18	.611	0-0	.000	4-7	.571	4	9	13	8.5	4	0	3	1	0	26	15.2	
at CSU Bakersfield	01/03/19	*	36	4-10	.400	0-0	.000	4-6	.667	4	4	8	8.5	3	0	0	1	0	12	15.0	
at Grand Canyon	01/05/19	*	32	2-10	.200	0-0	.000	2-2	1.000	1	3	4	8.2	5	0	3	1	0	6	14.5	
Totals			17	484	98-172	.570	1-2	.500	49-88	.557	45	95	140	8.2	65	10	40	39	4	246	14.5

Games played: 17
 Minutes/game: 28.5
 Points/game: 14.5
 FG Pct: 57.0
 3FG Pct: 50.0
 FT Pct: 55.7

Rebounds/game: 8.2
 Assists/game: 0.6
 Turnovers/game: 2.4
 Assist/turnover ratio: 0.3
 Steals/game: 0.2
 Blocks/game: 2.3

CAREER STATS

Year	GP-GS	Min/Avg	Total		3-Point		FT-FTA	Pct	Rebounds				PF-FO	Ast	TO	Blk	Stl	Pts/Avg
			FG-FGA	Pct	FG-FGA	Pct			Off-Def	Tot	Avg	PF-FO						
2015-16*	9-0	32/3.6	2-2	1.000	0-0	.000	1-4	.250	3-3	6	0.7	5-0	1	3	1	0		5/0.6
2016-17*	5-0	33/6.6	2-7	.286	0-0	.000	0-1	.000	2-5	7	1.4	17-0	8	13	0	11		4/0.8
2018-19	17-17	484/28.5	98-172	.570	1-2	.500	49-88	.557	45-95	140	8.2	65-4	10	40	39	4		246/14.5
TOTAL	17-17	484/28.5	98-172	.570	1-2	.500	49-88	.557	45-95	140	8.2	65-4	10	40	39	4		246/14.5
All*	31-17	549/17.7	102-181	.564	1-2	.500	50-93	.538	50-103	153	4.9	87-4	19	56	40	15		255/8.2

* Statistics from prior team/school

SINGLE-GAME HIGHS

Points: 26, at California -- 12/29/18
 Rebounds: 14, Northwest (WA) -- 11/28/18
 Assists: 2, Bryant -- 11/11/18 ; Southern Utah -- 11/18/18 ; at Washington -- 12/09/18
 Steals: 2, at Portland -- 12/17/18
 Blocks: 7, Northwest (WA) -- 11/28/18
 FG made: 11, at California -- 12/29/18
 FG attempts: 18, at California -- 12/29/18
 3FG made: 1, Bryant -- 11/11/18
 3FG attempts: 1, at Stanford -- 11/06/18 ; Bryant -- 11/11/18
 FT made: 6, Longwood -- 11/25/18
 FT attempts: 9, Eastern Wash. -- 12/01/18



#02 Burke, Ian

Opponent	Date	gs	min	Total		3-Pointers		Free throws		Rebounds				pf	a	t/o	blk	stl	pts	avg
				fg-fga	pct	3fg-fga	pct	ft-fga	pct	off	def	tot	avg							
at Stanford	11/06/18		3	0-0	.000	0-0	.000	1-2	.500	1	0	1	1.0	0	0	0	0	0	1	1.0
PUGET SOUND	11/08/18		6	0-1	.000	0-0	.000	0-0	.000	1	0	1	1.0	0	0	0	0	0	0	0.5
BRYANT	11/11/18		4	0-0	.000	0-0	.000	3-4	.750	0	1	1	1.0	2	0	2	0	1	3	1.3
DENVER	11/23/18		2	0-1	.000	0-1	.000	0-0	.000	0	0	0	0.8	0	0	0	0	0	0	1.0
LONGWOOD	11/25/18		2	0-0	.000	0-0	.000	1-2	.500	0	0	0	0.6	0	0	0	0	0	1	1.0
NORTHWEST (WA)	11/28/18		5	0-0	.000	0-0	.000	0-0	.000	0	2	2	0.8	0	0	0	0	1	0	0.8
PRAIRIE VIEW	12/20/18		6	0-1	.000	0-1	.000	0-0	.000	0	2	2	1.0	1	0	0	0	0	0	0.7
at CSU Bakersfield	01/03/19		5	1-2	.500	1-1	1.000	1-2	.500	0	0	0	0.9	0	1	0	0	1	4	1.1
Totals		0	33	1-5	.200	1-3	.333	6-10	.600	2	5	7	0.9	3	1	2	0	3	9	1.1

Games played: 8
 Minutes/game: 4.1
 Points/game: 1.1
 FG Pct: 20.0
 3FG Pct: 33.3
 FT Pct: 60.0

Rebounds/game: 0.9
 Assists/game: 0.1
 Turnovers/game: 0.3
 Assist/turnover ratio: 0.5
 Steals/game: 0.4

CAREER STATS

Year	GP-GS	Min/Avg	Total		3-Point		FT-FTA	Pct	Off-Def	Tot	Avg	PF-FO	Ast	TO	Blk	Stl	Pts/Avg
			FG-FGA	Pct	FG-FGA	Pct											
2018-19	8-0	33/4.1	1-5	.200	1-3	.333	6-10	.600	2-5	7	0.9	3-0	1	2	0	3	9/1.1
TOTAL	8-0	33/4.1	1-5	.200	1-3	.333	6-10	.600	2-5	7	0.9	3-0	1	2	0	3	9/1.1

SINGLE-GAME HIGHS

Points: 4, at CSU Bakersfield -- 01/03/19
 Rebounds: 2, Northwest (WA) -- 11/28/18 ; Prairie View -- 12/20/18
 Assists: 1, at CSU Bakersfield -- 01/03/19
 Steals: 1, at CSU Bakersfield -- 01/03/19 ; Bryant -- 11/11/18 ; Northwest (WA) -- 11/28/18
 FG made: 1, at CSU Bakersfield -- 01/03/19
 FG attempts: 2, at CSU Bakersfield -- 01/03/19
 3FG made: 1, at CSU Bakersfield -- 01/03/19
 3FG attempts: 1, at CSU Bakersfield -- 01/03/19 ; Denver -- 11/23/18 ; Prairie View -- 12/20/18
 FT made: 3, Bryant -- 11/11/18
 FT attempts: 4, Bryant -- 11/11/18



#05 Kavas, Matej

Opponent	Date	gs	min	Total		3-Pointers		Free throws		Rebounds				pf	a	t/o	blk	stl	pts	avg	
				fg-fga	pct	3fg-fga	pct	ft-fga	pct	off	def	tot	avg								
at Stanford	11/06/18	*	34	4-7	.571	1-3	.333	4-6	.667	1	3	4	4.0	3	0	2	0	0	13	13.0	
PUGET SOUND	11/08/18	*	27	3-9	.333	1-2	.500	6-6	1.000	2	4	6	5.0	3	1	1	0	0	13	13.0	
BRYANT	11/11/18	*	28	2-9	.222	1-5	.200	0-0	.000	1	3	4	4.7	3	1	0	0	2	5	10.3	
WASHINGTON ST.	11/14/18	*	37	6-14	.429	2-8	.250	0-0	.000	1	6	7	5.3	2	2	1	0	0	14	11.3	
SOUTHERN UTAH	11/18/18	*	32	5-13	.385	2-7	.286	0-0	.000	1	6	7	5.6	2	0	3	0	2	12	11.4	
DENVER	11/23/18	*	31	5-13	.385	3-9	.333	2-2	1.000	1	6	7	5.8	0	0	3	0	0	15	12.0	
FAIRFIELD	11/24/18	*	39	6-11	.545	3-3	1.000	5-6	.833	1	8	9	6.3	1	2	0	0	0	20	13.1	
LONGWOOD	11/25/18	*	29	8-12	.667	4-8	.500	2-3	.667	2	11	13	7.1	3	2	0	0	0	22	14.3	
NORTHWEST (WA)	11/28/18	*	31	3-12	.250	2-8	.250	4-4	1.000	0	3	3	6.7	1	1	2	0	0	12	14.0	
EASTERN WASH.	12/01/18	*	37	7-14	.500	4-7	.571	0-0	.000	0	6	6	6.6	2	0	0	0	1	18	14.4	
OMAHA	12/06/18	*	39	7-12	.583	6-9	.667	6-6	1.000	0	6	6	6.5	1	1	2	0	0	26	15.5	
at Washington	12/09/18	*	34	1-7	.143	1-4	.250	6-7	.857	1	6	7	6.6	3	0	2	0	0	9	14.9	
at Portland	12/17/18	*	35	4-9	.444	2-4	.500	1-4	.250	0	5	5	6.5	2	0	2	1	0	11	14.6	
PRAIRIE VIEW	12/20/18	*	29	7-9	.778	4-5	.800	0-0	.000	0	9	9	6.6	2	4	1	0	0	18	14.9	
at CSU Bakersfield	01/03/19		4	1-1	1.000	0-0	.000	0-0	.000	0	0	0	6.2	0	0	0	0	0	2	14.0	
at Grand Canyon	01/05/19	*	37	6-8	.750	3-3	1.000	1-2	.500	0	7	7	6.3	2	0	1	0	1	16	14.1	
Totals			15	503	75-160	.469	39-85	.459	37-46	.804	11	89	100	6.3	30	14	20	1	6	226	14.1

Games played: 16
Minutes/game: 31.4
Points/game: 14.1
FG Pct: 46.9
3FG Pct: 45.9
FT Pct: 80.4

Rebounds/game: 6.3
Assists/game: 0.9
Turnovers/game: 1.3
Assist/turnover ratio: 0.7
Steals/game: 0.4
Blocks/game: 0.1

CAREER STATS

Year	GP-GS	Min/Avg	Total		3-Point		FT-FTA	Pct	Rebounds				PF-FO	Ast	TO	Blk	Stl	Pts/Avg
			FG-FGA	Pct	FG-FGA	Pct			Off-Def	Tot	Avg							
2016-17	27-0	549/20.3	81-185	.438	42-104	.404	29-42	.690	11-68	79	2.9	51-2	15	23	9	6		233/8.6
2017-18	33-31	1038/31.5	171-361	.474	91-196	.464	68-86	.791	38-131	169	5.1	100-1	41	67	7	13		501/15.2
2018-19	16-15	503/31.4	75-160	.469	39-85	.459	37-46	.804	11-89	100	6.3	30-0	14	20	1	6		226/14.1
TOTAL	76-46	2090/27.5	327-706	.463	172-385	.447	134-174	.770	60-288	348	4.6	181-3	70	110	17	25		960/12.6

SINGLE-GAME HIGHS

Points: 27, vs Detroit Mercy -- 11/18/17
Rebounds: 13, Longwood -- 11/25/18
Assists: 4, at Washington State -- 11/15/17 ; Prairie View -- 12/20/18
Steals: 2, 6 times
Blocks: 2, 4 times
FG made: 9, Idaho State -- 11/27/17 ; Eastern Washington -- 12/03/17
FG attempts: 18, Central Arkansas -- 03/14/18 ; Idaho State -- 11/27/17
3FG made: 7, vs Detroit Mercy -- 11/18/17
3FG attempts: 12, Central Arkansas -- 03/14/18
FT made: 7, New Mexico State -- 01/26/17
FT attempts: 9, New Mexico State -- 01/26/17



#10 Nettles, Aaron

Opponent	Date	gs	min	Total		3-Pointers		Free throws		Rebounds				pf	a	t/o	blk	stl	pts	avg
				fg-fga	pct	3fg-fga	pct	ft-fa	pct	off	def	tot	avg							
at Stanford	11/06/18		9	0-1	.000	0-1	.000	0-0	.000	0	0	0	0.0	2	0	1	0	0	0	0.0
PUGET SOUND	11/08/18	*	16	3-3	1.000	3-3	1.000	0-0	.000	0	1	1	0.5	3	0	1	0	1	9	4.5
BRYANT	11/11/18		15	2-3	.667	2-3	.667	0-0	.000	0	1	1	0.7	0	0	0	0	1	6	5.0
WASHINGTON ST.	11/14/18		9	1-1	1.000	1-1	1.000	0-0	.000	0	1	1	0.8	3	0	1	0	0	3	4.5
SOUTHERN UTAH	11/18/18		17	3-5	.600	3-5	.600	0-0	.000	0	2	2	1.0	3	2	0	0	2	9	5.4
DENVER	11/23/18		9	1-3	.333	1-1	1.000	0-0	.000	0	0	0	0.8	1	0	0	0	0	3	5.0
FAIRFIELD	11/24/18		16	1-2	.500	1-2	.500	0-0	.000	0	2	2	1.0	2	1	0	0	0	3	4.7
LONGWOOD	11/25/18		21	1-2	.500	1-2	.500	0-0	.000	0	0	0	0.9	0	1	1	0	2	3	4.5
NORTHWEST (WA)	11/28/18	*	21	4-7	.571	2-5	.400	0-0	.000	0	0	0	0.8	2	0	2	0	0	10	5.1
EASTERN WASH.	12/01/18		17	2-5	.400	1-4	.250	1-2	.500	0	1	1	0.8	1	1	0	0	2	6	5.2
OMAHA	12/06/18		19	1-3	.333	0-2	.000	1-2	.500	0	2	2	0.9	3	1	1	0	1	3	5.0
at Washington	12/09/18		8	0-0	.000	0-0	.000	0-0	.000	0	1	1	0.9	0	0	1	0	1	0	4.6
at Portland	12/17/18		15	1-2	.500	1-2	.500	2-2	1.000	0	0	0	0.8	2	0	0	0	0	5	4.6
PRAIRIE VIEW	12/20/18		14	2-2	1.000	1-1	1.000	0-0	.000	0	1	1	0.9	0	1	2	0	2	5	4.6
at California	12/29/18		7	0-0	.000	0-0	.000	4-6	.667	0	0	0	0.8	3	0	0	0	0	4	4.6
at CSU Bakersfield	01/03/19		21	1-3	.333	1-2	.500	0-0	.000	0	0	0	0.8	1	1	0	0	0	3	4.5
at Grand Canyon	01/05/19		13	0-0	.000	0-0	.000	0-0	.000	0	0	0	0.7	1	0	0	0	0	0	4.2
Totals		2	247	23-42	.548	18-34	.529	8-12	.667	0	12	12	0.7	27	8	10	0	12	72	4.2

Games played: 17
Minutes/game: 14.5
Points/game: 4.2
FG Pct: 54.8
3FG Pct: 52.9
FT Pct: 66.7

Rebounds/game: 0.7
Assists/game: 0.5
Turnovers/game: 0.6
Assist/turnover ratio: 0.8
Steals/game: 0.7

CAREER STATS

Year	GP-GS	Min/Avg	Total		3-Point		FT-FTA	Pct	Rebounds				PF-FO	Ast	TO	Blk	Stl	Pts/Avg
			FG-FGA	Pct	FG-FGA	Pct			Off-Def	Tot	Avg							
2017-18	32-2	244/7.6	25-60	.417	20-52	.385	13-17	.765	4-17	21	0.7	21-0	9	10	0	6		83/2.6
2018-19	17-2	247/14.5	23-42	.548	18-34	.529	8-12	.667	0-12	12	0.7	27-0	8	10	0	12		72/4.2
TOTAL	49-4	491/10.0	48-102	.471	38-86	.442	21-29	.724	4-29	33	0.7	48-0	17	20	0	18		155/3.2

SINGLE-GAME HIGHS

Points: 20, Pacific Lutheran -- 12/04/17
Rebounds: 3, at Belmont -- 11/19/17 ; Pacific Lutheran -- 12/04/17 ; California -- 12/19/17
Assists: 2, vs Detroit Mercy -- 11/18/17 ; Southern Utah -- 11/18/18 ; Pacific Lutheran -- 12/04/17
Steals: 2, 4 times
FG made: 7, Pacific Lutheran -- 12/04/17
FG attempts: 14, Pacific Lutheran -- 12/04/17
3FG made: 6, Pacific Lutheran -- 12/04/17
3FG attempts: 12, Pacific Lutheran -- 12/04/17
FT made: 4, Puget Sound -- 11/12/17 ; vs Detroit Mercy -- 11/18/17 ; at California -- 12/29/18
FT attempts: 6, at California -- 12/29/18



#11 Economou, Rip

Opponent	Date	gs	min	Total		3-Pointers		Free throws		Rebounds				pf	a	t/o	blk	stl	pts	avg
				fg-fga	pct	3fg-fga	pct	ft-fga	pct	off	def	tot	avg							
at Stanford	11/06/18		5	1-2	.500	0-1	.000	0-0	.000	0	0	0	0.0	0	0	0	0	0	2	2.0
PUGET SOUND	11/08/18		5	1-4	.250	1-4	.250	1-2	.500	0	0	0	0.0	2	0	0	0	0	4	3.0
BRYANT	11/11/18		3	0-0	.000	0-0	.000	0-0	.000	0	0	0	0.0	1	0	0	0	0	0	2.0
DENVER	11/23/18		3	0-1	.000	0-1	.000	0-0	.000	0	0	0	0.0	1	0	0	0	0	0	1.5
LONGWOOD	11/25/18		2	0-1	.000	0-1	.000	0-0	.000	0	1	1	0.2	0	0	0	0	0	0	1.2
NORTHWEST (WA)	11/28/18		4	0-1	.000	0-0	.000	0-0	.000	2	1	3	0.7	0	0	0	0	0	0	1.0
PRAIRIE VIEW	12/20/18		10	3-7	.429	3-6	.500	0-0	.000	1	0	1	0.7	2	0	1	0	0	9	2.1
at CSU Bakersfield	01/03/19		3	0-0	.000	0-0	.000	2-2	1.000	0	0	0	0.6	4	0	0	0	0	2	2.1
at Grand Canyon	01/05/19		4	0-2	.000	0-2	.000	0-0	.000	1	0	1	0.7	0	0	0	0	0	0	1.9
Totals		0	39	5-18	.278	4-15	.267	3-4	.750	4	2	6	0.7	10	0	1	0	0	17	1.9

Games played: 9

Minutes/game: 4.3

Points/game: 1.9

FG Pct: 27.8

3FG Pct: 26.7

FT Pct: 75.0

Rebounds/game: 0.7

Turnovers/game: 0.1

CAREER STATS

Year	GP-GS	Min/Avg	Total		3-Point		FT-FTA	Pct	Off-Def	Tot	Avg	PF-FO	Ast	TO	Blk	Stl	Pts/Avg
			FG-FGA	Pct	FG-FGA	Pct											
2018-19	9-0	39/4.3	5-18	.278	4-15	.267	3-4	.750	4-2	6	0.7	10-0	0	1	0	0	17/1.9
TOTAL	9-0	39/4.3	5-18	.278	4-15	.267	3-4	.750	4-2	6	0.7	10-0	0	1	0	0	17/1.9

SINGLE-GAME HIGHS

Points: 9, Prairie View -- 12/20/18

Rebounds: 3, Northwest (WA) -- 11/28/18

FG made: 3, Prairie View -- 12/20/18

FG attempts: 7, Prairie View -- 12/20/18

3FG made: 3, Prairie View -- 12/20/18

3FG attempts: 6, Prairie View -- 12/20/18

FT made: 2, at CSU Bakersfield -- 01/03/19

FT attempts: 2, at CSU Bakersfield -- 01/03/19 ; Puget Sound -- 11/08/18



#12 Da Campo, Mattia

Opponent	Date	gs	min	Total		3-Pointers		Free throws		Rebounds				pf	a	t/o	blk	stl	pts	avg	
				fg-fga	pct	3fg-fga	pct	ft-fa	pct	off	def	tot	avg								
at Stanford	11/06/18		4	0-0	.000	0-0	.000	1-2	.500	1	2	3	3.0	0	1	0	0	0	1	1.0	
PUGET SOUND	11/08/18		5	1-1	1.000	0-0	.000	0-0	.000	0	0	0	1.5	0	0	0	0	0	2	1.5	
BRYANT	11/11/18		3	0-0	.000	0-0	.000	0-0	.000	0	1	1	1.3	0	0	0	0	0	0	1.0	
WASHINGTON ST.	11/14/18		2	0-0	.000	0-0	.000	0-0	.000	1	1	2	1.5	0	0	0	0	0	0	0.8	
SOUTHERN UTAH	11/18/18		4	0-2	.000	0-0	.000	0-0	.000	0	0	0	1.2	0	0	1	0	0	0	0.6	
DENVER	11/23/18		4	0-0	.000	0-0	.000	0-0	.000	0	0	0	1.0	0	0	1	0	0	0	0.5	
FAIRFIELD	11/24/18		2	0-0	.000	0-0	.000	0-0	.000	1	0	1	1.0	0	0	0	0	0	0	0.4	
LONGWOOD	11/25/18		2	0-0	.000	0-0	.000	0-0	.000	0	0	0	0.9	0	0	0	0	0	0	0.4	
NORTHWEST (WA)	11/28/18		6	2-2	1.000	1-1	1.000	2-2	1.000	0	0	0	0.8	0	0	0	0	0	7	1.1	
OMAHA	12/06/18		0	0-0	.000	0-0	.000	0-0	.000	0	0	0	0.7	0	0	0	0	0	0	1.0	
at Portland	12/17/18		0	0-0	.000	0-0	.000	0-0	.000	0	0	0	0.6	0	0	0	0	0	0	0.9	
PRAIRIE VIEW	12/20/18		12	0-3	.000	0-0	.000	0-0	.000	1	1	2	0.8	0	2	0	0	0	0	0.8	
at California	12/29/18	*	27	0-0	.000	0-0	.000	0-0	.000	1	1	2	0.8	5	0	1	0	2	0	0.8	
at CSU Bakersfield	01/03/19		3	0-0	.000	0-0	.000	0-0	.000	0	1	1	0.9	1	0	1	0	0	0	0.7	
at Grand Canyon	01/05/19		3	0-0	.000	0-0	.000	0-0	.000	0	0	0	0.8	0	0	0	0	0	0	0.7	
Totals			1	77	3-8	.375	1-1	1.000	3-4	.750	5	7	12	0.8	6	3	4	0	2	10	0.7

Games played: 15
 Minutes/game: 5.1
 Points/game: 0.7
 FG Pct: 37.5
 3FG Pct: 100.0
 FT Pct: 75.0

Rebounds/game: 0.8
 Assists/game: 0.2
 Turnovers/game: 0.3
 Assist/turnover ratio: 0.8
 Steals/game: 0.1

CAREER STATS

Year	GP-GS	Min/Avg	Total		3-Point		FT-FTA	Pct	Off-Def	Tot	Avg	PF-FO	Ast	TO	Blk	Stl	Pts/Avg
			FG-FGA	Pct	FG-FGA	Pct											
2016-17	16-0	139/8.7	9-14	.643	1-3	.333	5-10	.500	6-11	17	1.1	19-0	14	17	0	3	24/1.5
2017-18	27-1	198/7.3	15-24	.625	4-9	.444	7-11	.636	16-29	45	1.7	29-0	17	7	0	9	41/1.5
2018-19	15-1	77/5.1	3-8	.375	1-1	1.000	3-4	.750	5-7	12	0.8	6-1	3	4	0	2	10/0.7
TOTAL	58-2	414/7.1	27-46	.587	6-13	.462	15-25	.600	27-47	74	1.3	54-1	34	28	0	14	75/1.3

SINGLE-GAME HIGHS

Points: 15, Pacific Lutheran -- 12/04/17
 Rebounds: 7, Pacific Lutheran -- 12/04/17 ; Great Falls -- 12/10/16 ; Grambling State -- 12/28/17
 Assists: 5, Pacific Lutheran -- 12/04/17
 Steals: 3, Puget Sound -- 11/12/17 ; Pacific Lutheran -- 12/04/17
 FG made: 6, Pacific Lutheran -- 12/04/17
 FG attempts: 10, Pacific Lutheran -- 12/04/17
 3FG made: 2, Pacific Lutheran -- 12/04/17
 3FG attempts: 6, Pacific Lutheran -- 12/04/17
 FT made: 3, at UMKC -- 02/11/17
 FT attempts: 5, at UMKC -- 02/11/17



#13 Means, Morgan

Opponent	Date	gs	min	Total		3-Pointers		Free throws		Rebounds				pf	a	t/o	blk	stl	pts	avg	
				fg-fga	pct	3fg-fga	pct	ft-fga	pct	off	def	tot	avg								
at Stanford	11/06/18	*	31	5-7	.714	1-1	1.000	0-0	.000	0	1	1	1.0	2	2	2	0	0	11	11.0	
PUGET SOUND	11/08/18	*	34	3-7	.429	1-3	.333	2-2	1.000	1	6	7	4.0	2	7	3	0	4	9	10.0	
BRYANT	11/11/18	*	37	7-13	.538	2-5	.400	5-7	.714	0	8	8	5.3	2	3	3	0	0	21	13.7	
WASHINGTON ST.	11/14/18	*	31	3-8	.375	2-3	.667	3-4	.750	0	3	3	4.8	5	2	3	0	1	11	13.0	
SOUTHERN UTAH	11/18/18	*	39	5-15	.333	3-7	.429	1-1	1.000	4	3	7	5.2	5	2	0	0	1	14	13.2	
DENVER	11/23/18	*	32	8-13	.615	6-9	.667	4-4	1.000	0	3	3	4.8	3	2	0	0	2	26	15.3	
FAIRFIELD	11/24/18	*	35	1-7	.143	1-2	.500	13-16	.813	2	7	9	5.4	3	2	6	0	0	16	15.4	
LONGWOOD	11/25/18	*	35	6-15	.400	4-10	.400	3-3	1.000	0	5	5	5.4	3	4	3	0	1	19	15.9	
NORTHWEST (WA)	11/28/18	*	35	9-18	.500	3-6	.500	2-2	1.000	1	1	2	5.0	1	5	3	0	3	23	16.7	
EASTERN WASH.	12/01/18	*	40	5-11	.455	2-5	.400	4-5	.800	1	4	5	5.0	3	7	0	0	5	16	16.6	
OMAHA	12/06/18	*	30	1-6	.167	1-5	.200	2-2	1.000	1	4	5	5.0	5	5	1	0	0	5	15.5	
at Washington	12/09/18	*	40	8-16	.500	3-7	.429	2-2	1.000	0	2	2	4.8	4	3	2	0	3	21	16.0	
at Portland	12/17/18	*	35	4-10	.400	1-4	.250	7-10	.700	0	6	6	4.8	4	3	4	0	0	16	16.0	
PRAIRIE VIEW	12/20/18	*	32	8-13	.615	4-7	.571	2-2	1.000	0	4	4	4.8	4	4	1	0	2	22	16.4	
at California	12/29/18	*	40	4-12	.333	0-3	.000	16-16	1.000	2	4	6	4.9	4	3	4	0	1	24	16.9	
at CSU Bakersfield	01/03/19	*	30	0-4	.000	0-2	.000	7-7	1.000	0	1	1	4.6	4	1	5	0	0	7	16.3	
at Grand Canyon	01/05/19	*	33	1-10	.100	0-2	.000	0-1	.000	1	4	5	4.6	1	3	1	0	2	2	15.5	
Totals			17	589	78-185	.422	34-81	.420	73-84	.869	13	66	79	4.6	55	58	41	0	25	263	15.5

Games played: 17
 Minutes/game: 34.6
 Points/game: 15.5
 FG Pct: 42.2
 3FG Pct: 42.0
 FT Pct: 86.9

Rebounds/game: 4.6
 Assists/game: 3.4
 Turnovers/game: 2.4
 Assist/turnover ratio: 1.4
 Steals/game: 1.5

CAREER STATS

		Total			3-Point		Rebounds													
Year	GP-GS	Min/Avg	FG-FGA	Pct	FG-FGA	Pct	FT-FTA	Pct	Off-Def	Tot	Avg	PF-FO	Ast	TO	Blk	Stl	Pts/Avg			
2016-17	29-29	683/23.6	67-165	.406	25-70	.357	36-56	.643	12-65	77	2.7	69-3	60	56	0	27	195/6.7			
2017-18	34-9	940/27.6	103-260	.396	29-103	.282	58-73	.795	22-101	123	3.6	81-0	95	80	3	28	293/8.6			
2018-19	17-17	589/34.6	78-185	.422	34-81	.420	73-84	.869	13-66	79	4.6	55-3	58	41	0	25	263/15.5			
TOTAL	80-55	2212/27.7	248-610	.407	88-254	.346	167-213	.784	47-232	279	3.5	205-6	213	177	3	80	751/9.4			

SINGLE-GAME HIGHS

Points: 26, Denver -- 11/23/18
 Rebounds: 9, Fairfield -- 11/24/18
 Assists: 13, Pacific Lutheran -- 12/04/17
 Steals: 5, Eastern Wash. -- 12/01/18
 Blocks: 1, Grand Canyon -- 01/06/18 ; at Kansas City -- 02/08/18 ; UT Rio Grande Valley -- 02/15/18
 FG made: 9, Northwest (WA) -- 11/28/18 ; Northwest University -- 12/01/16
 FG attempts: 18, Northwest (WA) -- 11/28/18
 3FG made: 6, Denver -- 11/23/18
 3FG attempts: 10, Longwood -- 11/25/18
 FT made: 16, at California -- 12/29/18
 FT attempts: 16, Fairfield -- 11/24/18 ; at California -- 12/29/18



#14 Vail, Matt

Opponent	Date	gs	min	Total		3-Pointers		Free throws		Rebounds				pf	a	t/o	blk	stl	pts	avg
				fg-fga	pct	3fg-fga	pct	ft-fga	pct	off	def	tot	avg							
at Stanford	11/06/18		1	0-0	.000	0-0	.000	0-0	.000	0	0	0	0.0	0	0	0	0	0	0	0.0
PUGET SOUND	11/08/18		1	0-0	.000	0-0	.000	0-0	.000	0	0	0	0.0	0	0	0	0	0	0	0.0
BRYANT	11/11/18		1	0-0	.000	0-0	.000	0-0	.000	0	0	0	0.0	0	0	0	0	0	0	0.0
DENVER	11/23/18		1	0-0	.000	0-0	.000	0-0	.000	0	0	0	0.0	0	0	0	0	0	0	0.0
LONGWOOD	11/25/18		2	0-0	.000	0-0	.000	0-0	.000	0	0	0	0.0	0	0	0	0	0	0	0.0
NORTHWEST (WA)	11/28/18		1	0-0	.000	0-0	.000	0-0	.000	0	0	0	0.0	0	1	0	0	0	0	0.0
PRAIRIE VIEW	12/20/18		4	0-0	.000	0-0	.000	0-0	.000	0	1	1	0.1	1	0	0	1	0	0	0.0
Totals		0	11	0-0	.000	0-0	.000	0-0	.000	0	1	1	0.1	1	1	0	1	0	0	0.0

Games played: 7
Minutes/game: 1.6

Rebounds/game: 0.1
Assists/game: 0.1
Assist/turnover ratio: 99.9
Blocks/game: 0.1

CAREER STATS

Year	GP-GS	Min/Avg	Total		3-Point		FT-FTA	Pct	Off-Def	Tot	Avg	PF-FO	Ast	TO	Blk	Stl	Pts/Avg
			FG-FGA	Pct	FG-FGA	Pct											
2018-19	7-0	11/1.6	0-0	.000	0-0	.000	0-0	.000	0-1	1	0.1	1-0	1	0	1	0	0/0.0
TOTAL	7-0	11/1.6	0-0	.000	0-0	.000	0-0	.000	0-1	1	0.1	1-0	1	0	1	0	0/0.0

SINGLE-GAME HIGHS

Rebounds: 1, Prairie View -- 12/20/18
Assists: 1, Northwest (WA) -- 11/28/18
Blocks: 1, Prairie View -- 12/20/18



#15 Hopkins, Trey

Opponent	Date	gs	min	Total		3-Pointers		Free throws		Rebounds				pf	a	t/o	blk	stl	pts	avg
				fg-fga	pct	3fg-fga	pct	ft-fga	pct	off	def	tot	avg							
at Stanford	11/06/18		6	0-0	.000	0-0	.000	0-0	.000	0	0	0	0.0	0	0	0	0	0	0	0.0
PUGET SOUND	11/08/18		6	3-5	.600	0-1	.000	1-2	.500	0	0	0	0.0	1	1	0	0	0	7	3.5
BRYANT	11/11/18		4	0-2	.000	0-0	.000	0-0	.000	1	0	1	0.3	0	0	1	0	1	0	2.3
WASHINGTON ST.	11/14/18		1	0-0	.000	0-0	.000	0-0	.000	0	1	1	0.5	0	0	0	0	0	0	1.8
DENVER	11/23/18		13	1-2	.500	0-1	.000	0-0	.000	1	0	1	0.6	0	0	0	0	0	2	1.8
FAIRFIELD	11/24/18		5	0-1	.000	0-1	.000	0-0	.000	0	1	1	0.7	0	0	1	0	0	0	1.5
LONGWOOD	11/25/18		2	0-1	.000	0-1	.000	0-0	.000	1	1	2	0.9	0	0	0	0	0	0	1.3
NORTHWEST (WA)	11/28/18		15	5-5	1.000	2-2	1.000	0-1	.000	1	2	3	1.1	1	0	0	0	0	12	2.6
OMAHA	12/06/18		3	0-1	.000	0-1	.000	0-0	.000	0	1	1	1.1	0	0	0	0	0	0	2.3
at Portland	12/17/18		0	0-0	.000	0-0	.000	0-0	.000	0	0	0	1.0	0	0	0	0	0	0	2.1
PRAIRIE VIEW	12/20/18		8	1-5	.200	0-2	.000	0-0	.000	0	0	0	0.9	2	0	1	0	0	2	2.1
at California	12/29/18		6	1-2	.500	0-1	.000	0-0	.000	1	1	2	1.0	2	0	1	0	0	2	2.1
at CSU Bakersfield	01/03/19	*	18	2-6	.333	1-3	.333	0-0	.000	0	1	1	1.0	2	1	2	0	0	5	2.3
at Grand Canyon	01/05/19		6	0-0	.000	0-0	.000	0-0	.000	0	0	0	0.9	1	0	0	0	1	0	2.1
Totals		1	93	13-30	.433	3-13	.231	1-3	.333	5	8	13	0.9	9	2	6	0	2	30	2.1

Games played: 14

Minutes/game: 6.6

Points/game: 2.1

FG Pct: 43.3

3FG Pct: 23.1

FT Pct: 33.3

Rebounds/game: 0.9

Assists/game: 0.1

Turnovers/game: 0.4

Assist/turnover ratio: 0.3

Steals/game: 0.1

CAREER STATS

Year	GP-GS	Min/Avg	Total		3-Point		FT-FTA	Pct	Off-Def	Tot	Avg	PF-FO	Ast	TO	Blk	Stl	Pts/Avg
			FG-FGA	Pct	FG-FGA	Pct											
2018-19	14-1	93/6.6	13-30	.433	3-13	.231	1-3	.333	5-8	13	0.9	9-0	2	6	0	2	30/2.1
TOTAL	14-1	93/6.6	13-30	.433	3-13	.231	1-3	.333	5-8	13	0.9	9-0	2	6	0	2	30/2.1

SINGLE-GAME HIGHS

Points: 12, Northwest (WA) -- 11/28/18

Rebounds: 3, Northwest (WA) -- 11/28/18

Assists: 1, at CSU Bakersfield -- 01/03/19 ; Puget Sound -- 11/08/18

Steals: 1, Bryant -- 11/11/18

FG made: 5, Northwest (WA) -- 11/28/18

FG attempts: 6, at CSU Bakersfield -- 01/03/19

3FG made: 2, Northwest (WA) -- 11/28/18

3FG attempts: 3, at CSU Bakersfield -- 01/03/19

FT made: 1, Puget Sound -- 11/08/18

FT attempts: 2, Puget Sound -- 11/08/18



#23 Brown, Terrell

Opponent	Date	gs	min	Total		3-Pointers		Free throws		Rebounds				pf	a	t/o	blk	stl	pts	avg	
				fg-fga	pct	3fg-fga	pct	ft-fga	pct	off	def	tot	avg								
at Stanford	11/06/18	*	24	6-15	.400	0-1	.000	4-6	.667	3	3	6	6.0	1	4	2	0	0	16	16.0	
PUGET SOUND	11/08/18		21	3-4	.750	0-0	.000	2-4	.500	0	4	4	5.0	3	3	3	0	1	8	12.0	
BRYANT	11/11/18		22	5-6	.833	0-0	.000	2-4	.500	1	2	3	4.3	5	3	0	0	2	12	12.0	
WASHINGTON ST.	11/14/18		33	6-9	.667	0-1	.000	9-11	.818	2	6	8	5.3	4	3	3	0	3	21	14.3	
SOUTHERN UTAH	11/18/18		32	2-10	.200	1-1	1.000	0-0	.000	1	6	7	5.6	4	9	1	2	0	5	12.4	
DENVER	11/23/18	*	37	3-11	.273	0-0	.000	2-5	.400	4	7	11	6.5	1	10	0	0	1	8	11.7	
FAIRFIELD	11/24/18	*	33	2-6	.333	0-0	.000	4-8	.500	1	4	5	6.3	2	5	0	0	1	8	11.1	
LONGWOOD	11/25/18	*	28	1-4	.250	0-1	.000	0-0	.000	2	0	2	5.8	4	5	2	0	2	2	10.0	
NORTHWEST (WA)	11/28/18	*	33	10-13	.769	0-1	.000	6-7	.857	2	12	14	6.7	1	6	1	0	2	26	11.8	
EASTERN WASH.	12/01/18	*	32	2-7	.286	0-1	.000	0-0	.000	0	7	7	6.7	2	9	2	0	1	4	11.0	
OMAHA	12/06/18	*	33	5-9	.556	0-0	.000	2-4	.500	1	10	11	7.1	4	5	2	1	0	12	11.1	
at Washington	12/09/18	*	37	2-9	.222	0-0	.000	1-2	.500	2	4	6	7.0	3	9	3	1	1	5	10.6	
at Portland	12/17/18	*	34	7-10	.700	0-0	.000	3-4	.750	2	9	11	7.3	2	1	5	0	1	17	11.1	
PRAIRIE VIEW	12/20/18	*	17	2-2	1.000	0-0	.000	4-4	1.000	1	2	3	7.0	1	5	3	0	0	8	10.9	
at California	12/29/18	*	36	4-10	.400	0-1	.000	2-3	.667	2	4	6	6.9	5	3	0	0	2	10	10.8	
at CSU Bakersfield	01/03/19	*	36	6-14	.429	1-4	.250	5-6	.833	1	9	10	7.1	1	5	2	0	1	18	11.3	
at Grand Canyon	01/05/19	*	35	5-16	.313	0-0	.000	2-4	.500	0	6	6	7.1	4	3	3	0	0	12	11.3	
Totals			13	523	71-155	.458	2-11	.182	48-72	.667	25	95	120	7.1	47	88	32	4	18	192	11.3

Games played: 17
Minutes/game: 30.8
Points/game: 11.3
FG Pct: 45.8
3FG Pct: 18.2
FT Pct: 66.7

Rebounds/game: 7.1
Assists/game: 5.2
Turnovers/game: 1.9
Assist/turnover ratio: 2.8
Steals/game: 1.1
Blocks/game: 0.2

CAREER STATS

Year	GP-GS	Min/Avg	Total		3-Point		FT-FTA	Pct	Off-Def	Tot	Avg	PF-FO	Ast	TO	Blk	Stl	Pts/Avg
			FG-FGA	Pct	FG-FGA	Pct											
2018-19	17-13	523/30.8	71-155	.458	2-11	.182	48-72	.667	25-95	120	7.1	47-2	88	32	4	18	192/11.3
TOTAL	17-13	523/30.8	71-155	.458	2-11	.182	48-72	.667	25-95	120	7.1	47-2	88	32	4	18	192/11.3

SINGLE-GAME HIGHS

Points: 26, Northwest (WA) -- 11/28/18
Rebounds: 14, Northwest (WA) -- 11/28/18
Assists: 10, Denver -- 11/23/18
Steals: 3, Washington St. -- 11/14/18
Blocks: 2, Southern Utah -- 11/18/18
FG made: 10, Northwest (WA) -- 11/28/18
FG attempts: 16, at Grand Canyon -- 01/05/19
3FG made: 1, at CSU Bakersfield -- 01/03/19 ; Southern Utah -- 11/18/18
3FG attempts: 4, at CSU Bakersfield -- 01/03/19
FT made: 9, Washington St. -- 11/14/18
FT attempts: 11, Washington St. -- 11/14/18



#24 Jones, Delante

Opponent	Date	gs	min	Total		3-Pointers		Free throws		Rebounds				pf	a	t/o	blk	stl	pts	avg	
				fg-fga	pct	3fg-fga	pct	ft-fa	pct	off	def	tot	avg								
at Stanford	11/06/18	*	22	1-9	.111	0-3	.000	0-0	.000	0	1	1	1.0	2	0	1	0	0	2	2.0	
PUGET SOUND	11/08/18	*	26	4-6	.667	1-2	.500	0-0	.000	0	2	2	1.5	2	1	0	0	0	9	5.5	
BRYANT	11/11/18	*	26	3-13	.231	1-7	.143	1-2	.500	3	4	7	3.3	1	0	2	0	1	8	6.3	
WASHINGTON ST.	11/14/18	*	36	7-15	.467	0-4	.000	1-2	.500	2	3	5	3.8	1	2	6	0	1	15	8.5	
SOUTHERN UTAH	11/18/18	*	31	6-13	.462	2-6	.333	2-2	1.000	0	1	1	3.2	2	0	5	0	1	16	10.0	
DENVER	11/23/18	*	28	4-7	.571	2-5	.400	1-3	.333	0	4	4	3.3	2	2	1	0	0	11	10.2	
FAIRFIELD	11/24/18	*	30	7-9	.778	1-2	.500	2-3	.667	0	3	3	3.3	2	3	4	0	0	17	11.1	
LONGWOOD	11/25/18	*	30	2-13	.154	2-7	.286	1-2	.500	2	0	2	3.1	1	4	1	0	0	7	10.6	
EASTERN WASH.	12/01/18	*	30	8-14	.571	2-5	.400	1-1	1.000	3	3	6	3.4	3	2	2	1	0	19	11.6	
OMAHA	12/06/18	*	37	9-14	.643	4-7	.571	4-5	.800	0	2	2	3.3	1	2	1	3	0	26	13.0	
at Washington	12/09/18	*	37	3-11	.273	2-5	.400	2-2	1.000	2	2	4	3.4	1	1	1	0	1	10	12.7	
at Portland	12/17/18	*	35	2-11	.182	1-3	.333	0-0	.000	1	5	6	3.6	3	0	2	1	0	5	12.1	
PRAIRIE VIEW	12/20/18	*	19	1-4	.250	1-3	.333	4-4	1.000	0	2	2	3.5	3	2	1	0	0	7	11.7	
at California	12/29/18	*	40	5-13	.385	2-3	.667	4-4	1.000	0	4	4	3.5	2	2	2	0	1	16	12.0	
at CSU Bakersfield	01/03/19	*	30	5-10	.500	4-7	.571	4-4	1.000	1	0	1	3.3	1	0	3	0	1	18	12.4	
at Grand Canyon	01/05/19	*	30	4-8	.500	2-3	.667	5-7	.714	1	2	3	3.3	3	0	3	0	1	15	12.6	
Totals			16	487	71-170	.418	27-72	.375	32-41	.780	15	38	53	3.3	30	21	35	5	7	201	12.6

Games played: 16
Minutes/game: 30.4
Points/game: 12.6
FG Pct: 41.8
3FG Pct: 37.5
FT Pct: 78.0

Rebounds/game: 3.3
Assists/game: 1.3
Turnovers/game: 2.2
Assist/turnover ratio: 0.6
Steals/game: 0.4
Blocks/game: 0.3

CAREER STATS

Year	GP-GS	Min/Avg	Total		3-Point		FT-FTA	Pct	Off-Def	Tot	Avg	PF-FO	Ast	TO	Blk	Stl	Pts/Avg
			FG-FGA	Pct	FG-FGA	Pct											
2015-16*	30-25	997/33.2	116-272	.426	39-106	.368	90-129	.698	26-81	107	3.6	82-0	54	79	6	22	361/12.0
2016-17*	30-30	949/31.6	121-298	.406	39-115	.339	63-92	.685	28-74	102	3.4	89-5	53	94	7	22	344/11.5
2018-19	16-16	487/30.4	71-170	.418	27-72	.375	32-41	.780	15-38	53	3.3	30-0	21	35	5	7	201/12.6
TOTAL	16-16	487/30.4	71-170	.418	27-72	.375	32-41	.780	15-38	53	3.3	30-0	21	35	5	7	201/12.6
All*	76-71	2433/32.0	308-740	.416	105-293	.358	185-262	.706	69-193	262	3.4	201-5	128	208	18	51	906/11.9

* Statistics from prior team/school

SINGLE-GAME HIGHS

Points: 26, Omaha -- 12/06/18
Rebounds: 7, Bryant -- 11/11/18
Assists: 4, Longwood -- 11/25/18
Steals: 1, 7 times
Blocks: 3, Omaha -- 12/06/18
FG made: 9, Omaha -- 12/06/18
FG attempts: 15, Washington St. -- 11/14/18
3FG made: 4, at CSU Bakersfield -- 01/03/19 ; Omaha -- 12/06/18
3FG attempts: 7, 4 times
FT made: 5, at Grand Canyon -- 01/05/19
FT attempts: 7, at Grand Canyon -- 01/05/19



#25 Hundal, Anand

Opponent	Date	gs	min	Total		3-Pointers		Free throws		Rebounds				pf	a	t/o	blk	stl	pts	avg
				fg-fga	pct	3fg-fga	pct	ft-fga	pct	off	def	tot	avg							
at Stanford	11/06/18		13	5-6	.833	3-4	.750	0-0	.000	2	1	3	3.0	2	0	0	0	0	13	13.0
PUGET SOUND	11/08/18		7	2-3	.667	0-0	.000	0-1	.000	2	1	3	3.0	1	0	0	0	0	4	8.5
BRYANT	11/11/18		3	1-1	1.000	0-0	.000	0-0	.000	1	0	1	2.3	2	0	0	0	0	2	6.3
WASHINGTON ST.	11/14/18		4	0-1	.000	0-1	.000	0-0	.000	0	0	0	1.8	0	0	0	1	1	0	4.8
SOUTHERN UTAH	11/18/18		4	0-0	.000	0-0	.000	0-0	.000	0	1	1	1.6	0	0	0	0	0	0	3.8
DENVER	11/23/18		5	1-1	1.000	0-0	.000	0-0	.000	1	4	5	2.2	2	0	0	0	0	2	3.5
FAIRFIELD	11/24/18		2	0-0	.000	0-0	.000	0-0	.000	0	1	1	2.0	3	0	0	0	0	0	3.0
LONGWOOD	11/25/18		2	0-0	.000	0-0	.000	0-0	.000	1	1	2	2.0	0	0	0	1	0	0	2.6
NORTHWEST (WA)	11/28/18		3	0-1	.000	0-1	.000	0-0	.000	0	0	0	1.8	0	0	0	1	0	0	2.3
PRAIRIE VIEW	12/20/18		7	0-2	.000	0-1	.000	0-0	.000	1	0	1	1.7	1	0	1	0	0	0	2.1
at CSU Bakersfield	01/03/19		1	0-0	.000	0-0	.000	0-0	.000	0	0	0	1.5	0	0	0	0	0	0	1.9
Totals		0	51	9-15	.600	3-7	.429	0-1	.000	8	9	17	1.5	11	0	1	3	1	21	1.9

Games played: 11

Minutes/game: 4.6

Points/game: 1.9

FG Pct: 60.0

3FG Pct: 42.9

FT Pct: 0.0

Rebounds/game: 1.5

Turnovers/game: 0.1

Steals/game: 0.1

Blocks/game: 0.3

CAREER STATS

Year	GP-GS	Min/Avg	Total		3-Point		FT-FTA	Pct	Off-Def	Tot	Avg	PF-FO	Ast	TO	Blk	Stl	Pts/Avg
			FG-FGA	Pct	FG-FGA	Pct											
2018-19	11-0	51/4.6	9-15	.600	3-7	.429	0-1	.000	8-9	17	1.5	11-0	0	1	3	1	21/1.9
TOTAL	11-0	51/4.6	9-15	.600	3-7	.429	0-1	.000	8-9	17	1.5	11-0	0	1	3	1	21/1.9

SINGLE-GAME HIGHS

Points: 13, at Stanford -- 11/06/18

Rebounds: 5, Denver -- 11/23/18

Steals: 1, Washington St. -- 11/14/18

Blocks: 1, Washington St. -- 11/14/18 ; Longwood -- 11/25/18 ; Northwest (WA) -- 11/28/18

FG made: 5, at Stanford -- 11/06/18

FG attempts: 6, at Stanford -- 11/06/18

3FG made: 3, at Stanford -- 11/06/18

3FG attempts: 4, at Stanford -- 11/06/18

FT attempts: 1, Puget Sound -- 11/08/18



#35 Grigsby, Riley

Opponent	Date	gs	min	Total		3-Pointers		Free throws		Rebounds				pf	a	t/o	blk	stl	pts	avg
				fg-fga	pct	3fg-fga	pct	ft-fga	pct	off	def	tot	avg							
at Stanford	11/06/18		8	1-4	.250	0-2	.000	0-0	.000	1	0	1	1.0	4	0	0	0	1	2	2.0
PUGET SOUND	11/08/18		13	0-3	.000	0-1	.000	3-4	.750	0	0	0	0.5	0	0	0	1	0	3	2.5
BRYANT	11/11/18	*	14	0-1	.000	0-1	.000	0-0	.000	0	2	2	1.0	3	1	1	0	0	0	1.7
WASHINGTON ST.	11/14/18	*	17	1-2	.500	0-1	.000	3-4	.750	0	4	4	1.8	4	1	1	2	0	5	2.5
SOUTHERN UTAH	11/18/18	*	16	0-1	.000	0-0	.000	0-0	.000	0	1	1	1.6	3	0	0	0	0	0	2.0
DENVER	11/23/18		16	2-5	.400	0-0	.000	2-2	1.000	1	4	5	2.2	1	0	0	2	0	6	2.7
FAIRFIELD	11/24/18		13	3-4	.750	0-0	.000	1-3	.333	2	4	6	2.7	3	0	0	0	0	7	3.3
LONGWOOD	11/25/18		9	1-1	1.000	0-0	.000	0-0	.000	0	1	1	2.5	4	0	0	0	0	2	3.1
NORTHWEST (WA)	11/28/18		10	2-3	.667	0-0	.000	1-2	.500	2	3	5	2.8	3	1	1	2	0	5	3.3
EASTERN WASH.	12/01/18		14	1-1	1.000	0-0	.000	0-0	.000	0	1	1	2.6	3	0	0	0	1	2	3.2
OMAHA	12/06/18		24	5-6	.833	0-1	.000	1-2	.500	1	3	4	2.7	1	0	0	3	0	11	3.9
at Washington	12/09/18		13	1-2	.500	0-0	.000	0-0	.000	0	0	0	2.5	2	1	0	1	0	2	3.8
at Portland	12/17/18		16	1-4	.250	0-1	.000	0-0	.000	1	0	1	2.4	2	0	2	0	0	2	3.6
PRAIRIE VIEW	12/20/18		10	2-2	1.000	0-0	.000	3-3	1.000	2	1	3	2.4	3	1	0	2	0	7	3.9
at California	12/29/18		4	0-0	.000	0-0	.000	0-0	.000	0	1	1	2.3	3	0	0	0	0	0	3.6
at CSU Bakersfield	01/03/19		13	0-1	.000	0-1	.000	0-0	.000	0	3	3	2.4	1	1	1	1	0	0	3.4
at Grand Canyon	01/05/19		7	1-2	.500	0-0	.000	4-4	1.000	1	1	2	2.4	1	0	0	0	0	6	3.5
Totals		3	217	21-42	.500	0-8	.000	18-24	.750	11	29	40	2.4	41	6	6	14	2	60	3.5

Games played: 17
Minutes/game: 12.8
Points/game: 3.5
FG Pct: 50.0
3FG Pct: 0.0
FT Pct: 75.0

Rebounds/game: 2.4
Assists/game: 0.4
Turnovers/game: 0.4
Assist/turnover ratio: 1.0
Steals/game: 0.1
Blocks/game: 0.8

CAREER STATS

Year	GP-GS	Min/Avg	Total		3-Point		FT-FTA	Pct	Rebounds				PF-FO	Ast	TO	Blk	Stl	Pts/Avg
			FG-FGA	Pct	FG-FGA	Pct			Off-Def	Tot	Avg							
2018-19	17-3	217/12.8	21-42	.500	0-8	.000	18-24	.750	11-29	40	2.4	41-0	6	6	14	2		60/3.5
TOTAL	17-3	217/12.8	21-42	.500	0-8	.000	18-24	.750	11-29	40	2.4	41-0	6	6	14	2		60/3.5

SINGLE-GAME HIGHS

Points: 11, Omaha -- 12/06/18
Rebounds: 6, Fairfield -- 11/24/18
Assists: 1, 6 times
Steals: 1, at Stanford -- 11/06/18 ; Eastern Wash. -- 12/01/18
Blocks: 3, Omaha -- 12/06/18
FG made: 5, Omaha -- 12/06/18
FG attempts: 6, Omaha -- 12/06/18
3FG attempts: 2, at Stanford -- 11/06/18
FT made: 4, at Grand Canyon -- 01/05/19
FT attempts: 4, at Grand Canyon -- 01/05/19 ; Puget Sound -- 11/08/18 ; Washington St. -- 11/14/18



#41 Wall, Joe

Opponent	Date	gs	min	Total		3-Pointers		Free throws		Rebounds				pf	a	t/o	blk	stl	pts	avg
				fg-fga	pct	3fg-fga	pct	ft-fga	pct	off	def	tot	avg							
at Stanford	11/06/18		1	1-1	1.000	1-1	1.000	0-0	.000	0	0	0	0.0	0	0	0	0	0	3	3.0
PUGET SOUND	11/08/18		2	0-1	.000	0-1	.000	0-0	.000	0	0	0	0.0	1	0	0	0	0	0	1.5
BRYANT	11/11/18		1	0-0	.000	0-0	.000	0-0	.000	0	0	0	0.0	0	0	0	0	0	0	1.0
LONGWOOD	11/25/18		2	0-1	.000	0-1	.000	0-0	.000	0	0	0	0.0	0	0	0	0	0	0	0.8
NORTHWEST (WA)	11/28/18		1	0-0	.000	0-0	.000	0-0	.000	0	0	0	0.0	0	0	0	0	0	0	0.6
PRAIRIE VIEW	12/20/18		3	1-2	.500	0-1	.000	0-0	.000	1	0	1	0.2	0	0	0	0	0	2	0.8
Totals		0	10	2-5	.400	1-4	.250	0-0	.000	1	0	1	0.2	1	0	0	0	0	5	0.8

Games played: 6

Rebounds/game: 0.2

Minutes/game: 1.7

Points/game: 0.8

FG Pct: 40.0

3FG Pct: 25.0

CAREER STATS

Year	GP-GS	Min/Avg	Total		3-Point		FT-FTA	Pct	Off-Def	Tot	Avg	PF-FO	Ast	TO	Blk	Stl	Pts/Avg
			FG-FGA	Pct	FG-FGA	Pct											
2018-19	6-0	10/1.7	2-5	.400	1-4	.250	0-0	.000	1-0	1	0.2	1-0	0	0	0	0	5/0.8
TOTAL	6-0	10/1.7	2-5	.400	1-4	.250	0-0	.000	1-0	1	0.2	1-0	0	0	0	0	5/0.8

SINGLE-GAME HIGHS

Points: 3, at Stanford -- 11/06/18

Rebounds: 1, Prairie View -- 12/20/18

FG made: 1, at Stanford -- 11/06/18 ; Prairie View -- 12/20/18

FG attempts: 2, Prairie View -- 12/20/18

3FG made: 1, at Stanford -- 11/06/18

3FG attempts: 1, 4 times



2018-19 BOX SCORES

Official Basketball Box Score -- Game Totals -- Final Statistics Seattle U vs Stanford 11/06/18 7:00 pm at Stanford, CA (Maples Pavilion)

Seattle U 74 • 0-1

#	Player		Total		3-Ptr		Rebounds			PF	TP	A	TO	Blk	Stl	Min
			FG-FGA	FG-FGA	FT-FTA	Off	Def	Tot								
01	Carter, Myles	f	2-5	0-1	2-5	1	2	3	5	6	0	2	1	0	18	
05	Kavas, Matej	g	4-7	1-3	4-6	1	3	4	3	13	0	2	0	0	34	
13	Means, Morgan	g	5-7	1-1	0-0	0	1	1	2	11	2	2	0	0	31	
23	Brown, Terrell	g	6-15	0-1	4-6	3	3	6	1	16	4	2	0	0	24	
24	Jones, Delante	g	1-9	0-3	0-0	0	1	1	2	2	0	1	0	0	22	
00	McDowell, Dashawn		2-7	0-0	0-0	1	2	3	4	4	0	0	0	1	19	
02	Burke, Ian		0-0	0-0	1-2	1	0	1	0	1	0	0	0	0	3	
10	Nettles, Aaron	g	0-1	0-1	0-0	0	0	0	2	0	0	1	0	0	9	
11	Economou, Rip		1-2	0-0	0-0	0	0	0	0	2	0	0	0	0	5	
12	Da Campo, Mattia		0-0	0-0	1-2	1	2	3	0	1	1	0	0	0	4	
14	Vail, Matt		0-0	0-0	0-0	0	0	0	0	0	0	0	0	0	1	
15	Hopkins, Trey		0-0	0-0	0-0	0	0	0	0	0	0	0	0	0	6	
25	Hundal, Anand		5-6	3-4	0-0	2	1	3	2	13	0	0	0	0	13	
35	Grigsby, Riley		1-4	0-2	0-0	1	0	1	4	2	0	0	0	1	8	
41	Wall, Joe		1-1	1-1	0-0	0	0	0	0	3	0	0	0	0	1	
Team						1	3	4								
Totals			28-64	6-18	12-21	12	18	30	25	74	7	11	1	2	198	
FG % 1st Half: 14-28			50.0%	2nd half: 14-36		38.9%	Game: 28-64		43.8%	Deadball Rebounds						
3FG % 1st Half: 4-7			57.1%	2nd half: 2-11		18.2%	Game: 6-18		33.3%	4						
FT % 1st Half: 4-6			66.7%	2nd half: 8-15		53.3%	Game: 12-21		57.1%	1						

Stanford 96 • 2-0

		Total			3-Ptr		Rebounds									
#	Player	FG	FGA	FT	FTA	Off	Def	Tot	PF	TP	A	TO	Blk	Stl	Min	
00	KZ Okpala	f	8-12	2-2	11-13	1	9	10	2	29	5	3	3	1	36	
13	Oscar Da Silva	f	2-3	0-1	0-0	1	5	6	3	4	2	3	1	1	21	
20	Josh Sharma	c	3-7	0-0	2-2	1	4	5	3	8	1	1	1	0	13	
01	Daejon Davis	g	4-7	1-1	6-7	0	0	0	4	15	2	2	0	0	21	
23	Cornac Ryan	g	5-8	5-6	1-1	3	4	7	2	16	1	1	0	2	33	
04	Isaac White	g	0-1	0-1	2-2	0	0	0	1	2	0	1	0	0	6	
11	Jaiden Delaire	g	3-7	2-3	0-0	0	5	5	8	0	2	0	1	0	25	
14	Marcus Sheffield	g	2-5	1-1	5-6	1	0	1	1	10	1	0	0	0	20	
15	Rodney Herenton	g	0-0	0-0	0-0	0	0	0	0	0	0	0	0	0	3	
32	Lukas Kisunas	g	1-3	0-0	0-0	1	0	1	2	2	0	0	0	0	5	
33	Trevor Stanback	g	1-3	0-0	0-2	1	2	3	0	2	0	0	0	0	17	
Team						3	0	3								
Totals			29-56	11-15	27-33	10	28	38	23	96	12	13	6	4	200	
FG % 1st Half: 11-26		42.3%	2nd half: 18-30		60.0%	Game: 29-56		51.8%	Deadball Rebounds 4,1							
3FG % 1st Half: 3-4		75.0%	2nd half: 8-11		72.7%	Game: 11-15		73.3%								
FT % 1st Half: 15-21		71.4%	2nd half: 12-12		100.0%	Game: 27-33		81.8%								

Officials: Randy McCall, Glen Mayberry, Chad Shepherd
Technical fouls: Seattle U-None. Stanford-None.
Attendance: 3365
2018-19 Men's Basketball. Round: 0. Seattle U vs Stanford. Played at .

Score by periods	1st	2nd	Total
Seattle U	36	38	74
Stanford	40	56	96

Official Basketball Box Score -- Game Totals -- Final Statistics Bryant vs Seattle U 11/11/18 7:00 pm at Kent, WA (accesso ShoWare Center)

Bryant 59 • 0-2

#	Player	Total		3-Ptr		Rebounds			PF	TP	A	TO	Blk	Stl	Min
		FG-FGA	FG-FGA	FT-FTA	FT-FTA	Off	Def	Tot							
01	Juan Cardenas	f	0-3	0-1	1-2	0	4	4	3	1	0	0	1	1	20
25	Patrick Harding	f	1-3	0-0	0-0	0	6	6	2	2	0	1	1	1	17
03	Byron Hawkins	g	5-12	2-7	7-10	0	1	1	1	19	1	1	0	1	34
11	Adam Grant	g	5-14	2-8	0-0	3	1	4	2	12	1	5	1	2	33
22	Joe Kasperzyk	g	3-6	0-2	3-3	0	0	0	5	9	1	3	1	2	19
02	Brandon Carroll	g	0-0	0-0	1-2	0	1	1	1	1	0	0	0	2	4
10	Taylor McHugh	g	1-3	1-3	0-0	1	1	2	1	3	4	1	0	0	27
13	Monty Urmilevicius	g	0-0	0-0	2-2	1	3	4	0	2	0	1	0	0	8
14	Kyle Cardaci	g	0-3	0-3	2-2	0	3	3	2	0	0	0	0	0	9
21	Tanner Johnson	g	0-2	0-2	0-0	0	0	0	1	0	0	1	0	0	11
54	Sebastian Townes	g	2-5	0-0	4-4	1	2	3	5	8	0	0	0	0	18
Team						0	0	0							
Totals			17-51	5-26	20-25	6	22	28	24	59	7	13	4	9	200
FG % 1st Half: 9-27		33.3%	2nd half: 8-24		33.3%	Game: 17-51		33.3%	Deadball Rebounds						
3FG % 1st Half: 2-11		18.2%	2nd half: 3-15		20.0%	Game: 5-26		19.2%	3,2						
FT % 1st Half: 4-4		100.0	2nd half: 16-21		76.2%	Game: 20-25		80.0%							

Seattle U 82 • 2-1

#	Player		Total	3-Ptr	Rebounds											
			FG-FGA	FG-FGA	FT-FTA	Off	Def	Tot	PF	TP	A	TO	Blk	Stl	Min	
01	Carter, Myles	f	10-17	1-1	4-6	6	5	11	4	25	2	3	3	0	33	
05	Kavas, Matej	g	2-9	1-5	0-0	1	3	4	3	5	1	0	0	2	28	
13	Means, Morgan	g	7-13	2-5	5-7	0	8	8	2	21	3	3	0	0	37	
24	Jones, Delante	g	3-13	1-7	1-2	3	4	7	1	8	0	2	0	1	26	
35	Grigsby, Riley	g	0-1	0-1	0-0	0	2	2	3	0	1	1	0	0	14	
00	McDowell, Dashawn		0-0	0-0	0-0	0	1	1	0	0	0	1	0	0	6	
02	Burke, Ian		0-0	0-0	3-4	0	1	1	2	3	0	2	0	1	4	
10	Nettles, Aaron		2-3	2-3	0-0	0	1	1	0	6	0	0	0	1	15	
11	Economou, Rip		0-0	0-0	0-0	0	0	0	1	0	0	0	0	0	3	
12	Da Campo, Mattia		0-0	0-0	0-0	0	1	1	0	0	0	0	0	0	3	
14	Vail, Matt		0-0	0-0	0-0	0	0	0	0	0	0	0	0	0	1	
15	Hopkins, Trey		0-2	0-0	0-0	1	0	1	0	0	0	1	0	1	4	
23	Brown, Terrell		5-6	0-0	2-4	1	2	3	5	12	3	0	0	2	22	
25	Hundal, Anand		1-1	0-0	0-0	1	0	1	2	2	0	0	0	0	3	
41	Wall, Joe		0-0	0-0	0-0	0	0	0	0	0	0	0	0	0	1	
Team						0	0	0								
Totals				30-65	7-22	15-23	13	28	41	23	82	10	13	3	8	200
FG % 1st Half: 14-34			41.2%	2nd half: 16-31		51.6%	Game: 30-65		46.2%	Deadball						
3FG % 1st Half: 2-9			22.2%	2nd half: 5-13		38.5%	Game: 7-22		31.8%	Rebounds						
FT % 1st Half: 3-5			60.0%	2nd half: 12-18		66.7%	Game: 15-23		65.2%	6.2						

Officials: Jimmy Casas, Greg Nixon, Mark Cook
Technical fouls: Bryant-None. Seattle U-None.
Attendance: 1236
2018-19 Men's Basketball. Round: 0. Bryant vs Seattle U. Played at .

Score by periods	1st	2nd	Total
Bryant	24	35	59
Seattle U	33	49	82

Start - Bryant - Bryant 2nd-01:45, SU 2nd-00:47.
Largest lead - Bryant None, SU led for 36:01. Game was tied for 03:59.

Score tied - 2 times.
Lead changed - 0 times.

Official Basketball Box Score -- Game Totals -- Final Statistics Puget Sound vs Seattle U 11/08/18 7:00 pm at Seattle, WA (Redhawk Center)

Puget Sound 67

#	Player		Total			3-Ptr			Rebounds			PF	TP	A	TO	Blk	Stl	Min	
			FG-FGA	FG-FGA	FT-FTA	Off	Def	Tot											
24	Zion Shepherd	f	5-11	0-0	3-4	2	1	3	2	13	0	2	2	2	22				
10	Stellan Roberts	c	4-12	1-3	5-6	1	7	8	4	14	2	5	0	3	31				
21	Jimmy Woher	e	5-20	1-0	4-4	2	0	2	2	11	0	3	0	1	25				
25	Max Basile	f	1-5	1-2	4-4	1	5	6	4	10	0	0	4	1	25				
33	Gabriel Chaikin	g	4-6	0-1	5-7	1	1	2	3	13	0	1	0	1	23				
00	Kajhal Dillingham		0-0	0-0	2-2	0	0	0	0	2	0	0	0	0	5				
01	Cal Hansen		1-2	0-0	2-2	0	3	3	0	4	1	0	0	0	21				
05	Zach Gelacio		1-3	0-1	1-2	1	0	1	2	3	0	2	0	0	17				
22	Josh McMillan		0-0	0-0	0-0	0	2	2	2	0	0	0	0	0	7				
30	Isaiah Africano		0-0	0-0	0-0	0	1	1	5	0	0	1	0	0	10				
32	Griffin Webb		0-0	0-0	0-0	0	1	1	0	0	0	0	0	0	3				
Team						0	0	0											
Totals				21-59	3-17	22-27	8	21	29	24	67	3	18	2	8	199			
FG % 1st Half: 10-31			32.3%	2nd half: 11-28			39.3%	Game: 21-59			35.6%								Deadball Rebounds 2,1
3FG % 1st Half: 2-8			25.0%	2nd half: 1-9			11.1%	Game: 3-17			17.6%								
FT % 1st Half: 4-4			100%	2nd half: 18-23			78.3%	Game: 22-27			81.5%								



2018-19 BOX SCORES

Official Basketball Box Score -- Game Totals -- Final Statistics Southern Utah vs Seattle U 11/18/18 2:00 pm at Seattle, WA (Redhawk Center)

Southern Utah 73 • 2-0

#	Player	Total		3-Ptr		Rebounds			PF	TP	A TO Blk Stl				Min
		FG-FGA	FG-FGA	FT-FTA	Off Def Tot	PF	TP	A TO Blk Stl							
25	Dwayne Morgan	r	3-8	1-4	0-0	0 5 5	3 7	0 3 1 1	27						
32	Andre Adams	r	6-14	0-3	3-4	2 6 8	2 15	0 1 0 0	30						
03	Jason Richardson	g	0-5	0-0	2-3	1 1 2	1 2	1 2 0 0	16						
04	Dre Marin	g	2-4	1-2	3-4	0 1 1	1 8	2 0 0 2	37						
23	Cameron Oluyitan	g	5-10	1-3	4-4	0 2 2	0 15	1 3 1 2	34						
02	Brandon Better	g	3-7	2-2	5-5	1 1 2	1 13	0 0 0 0	13						
10	Jacob Calloway	g	0-0	0-0	1-2	0 2 2	0 1	0 0 0 0	10						
15	Harrison Butler	g	3-4	0-0	3-5	2 6 8	3 9	1 2 0 0	23						
22	Ivan Madunic	g	1-3	1-2	0-0	0 5 5	2 3	1 0 1 0	10						
Team					1 6 7										
Totals			23-55	6-16	21-27	7 35 42	13 73	6 11 3 5	200						

FG % 1st Half: 10-29 34.5% 2nd half: 13-26 50.0% Game: 23-55 41.8% Deadball Rebounds 3
3FG % 1st Half: 3-11 27.3% 2nd half: 3-5 60.0% Game: 6-16 37.5%
FT % 1st Half: 12-14 85.7% 2nd half: 9-13 69.2% Game: 21-27 77.8%

Seattle U 70 • 3-2

#	Player	Total		3-Ptr		Rebounds			PF	TP	A TO Blk Stl				Min
		FG-FGA	FG-FGA	FT-FTA	Off Def Tot	PF	TP	A TO Blk Stl							
01	Carter, Myles	r	7-10	0-0	0-5	2 5 7	3 14	2 1 3 0	25						
05	Kavas, Matej	g	5-13	2-7	0-0	1 6 7	2 12	0 3 0 2	32						
13	Means, Morgan	g	5-15	3-7	1-1	4 3 7	5 14	2 0 0 1	39						
24	Jones, Delante	g	6-13	2-6	2-2	0 1 1	2 16	0 5 0 1	31						
35	Grigsby, Riley	g	0-1	0-0	0-0	0 1 1	3 0	0 0 0 0	16						
10	Nettles, Aaron	g	3-5	3-5	0-0	0 2 2	3 9	0 0 0 2	17						
12	Da Campo, Mattia	g	0-2	0-0	0-0	0 0 0	0 0	0 1 0 0	4						
23	Brown, Terrell	g	2-10	1-1	0-0	1 6 7	4 5	1 2 0 0	32						
25	Hundal, Anand	g	0-0	0-0	0-0	0 1 1	0 0	0 0 0 0	4						
Team					2 3 5										
Totals			28-69	11-26	3-8	10 28 38	22 70	15 11 5 6	200						

FG % 1st Half: 13-33 39.4% 2nd half: 15-36 41.7% Game: 28-69 40.6% Deadball Rebounds 1
3FG % 1st Half: 4-11 36.4% 2nd half: 7-15 46.7% Game: 11-26 42.3%
FT % 1st Half: 1-1 100.0% 2nd half: 2-7 28.6% Game: 3-8 37.5%

Officials: Frank Harvey III, Michael Irving, Verne Harris
Technical fouls: Southern Utah-None. Seattle U-None.

Attendance: 999

2018-19 Men's Basketball. Round: 0. Seattle U vs Southern Utah. Played at .

Score by periods	1st	2nd	Total
Southern Utah	35	38	73
Seattle U	31	39	70

Last FG - SUU 2nd-01:53, SU 2nd-00:02.

Score tied - 5 times.

Official Basketball Box Score -- Game Totals -- Final Statistics Fairfield vs Seattle U 11/24/18 3:00 pm at Seattle, WA (Redhawk Center)

Fairfield 80 • 1-5

#	Player	Total		3-Ptr		Rebounds			PF	TP	A TO Blk Stl				Min
		FG-FGA	FG-FGA	FT-FTA	Off Def Tot	PF	TP	A TO Blk Stl							
13	Jonathan Kasibabu	c	2-4	0-2	3-6	1 1 2	5 7	3 1 0 1	12						
00	Neffali Alvarez	g	7-15	2-4	0-1	1 3 4	3 16	3 3 0 0	25						
02	Taj Benning	g	1-6	0-1	3-3	0 3 3	4 5	2 1 0 1	27						
24	Jesus Cruz	g	6-11	1-3	0-0	2 4 6	5 13	0 0 0 1	29						
25	Landon Taliaferro	g	4-10	4-4	0-0	0 0 0	4 12	1 1 0 0	26						
01	Felix Lemetti	g	3-6	3-5	0-1	0 1 1	4 9	1 0 0 0	26						
05	Aidas Kavaliauskas	g	1-1	1-1	2-2	0 0 0	2 5	1 0 0 1	16						
11	Calvin Whipple	g	0-3	0-3	0-0	1 1 2	1 0	0 0 1 0	11						
14	Matija Milin	g	1-4	0-1	2-2	1 1 2	2 4	0 0 0 0	11						
15	Wasfeth Methnani	g	2-7	0-2	5-5	0 3 3	3 9	0 0 1 1	17						
Team					0 0 0			1							
Totals			27-67	11-26	15-20	6 17 23	33 80	11 7 2 6	200						

FG % 1st Half: 10-34 29.4% 2nd half: 17-33 51.5% Game: 27-67 40.3% Deadball Rebounds 3,2
3FG % 1st Half: 4-17 23.5% 2nd half: 7-9 77.8% Game: 11-26 42.3%
FT % 1st Half: 7-8 87.5% 2nd half: 8-12 66.7% Game: 15-20 75.0%

Seattle U 83 • 5-2

#	Player	Total		3-Ptr		Rebounds			PF	TP	A TO Blk Stl				Min
		FG-FGA	FG-FGA	FT-FTA	Off Def Tot	PF	TP	A TO Blk Stl							
01	Carter, Myles	r	4-5	0-0	4-7	0 5 5	5 12	0 4 4 0	25						
05	Kavas, Matej	g	6-11	3-3	5-6	1 8 9	1 20	2 0 0 0	39						
13	Means, Morgan	g	1-7	1-2	13-16	2 7 9	3 16	2 6 0 0	35						
23	Brown, Terrell	g	2-6	0-0	4-8	1 4 5	2 8	5 0 0 1	33						
24	Jones, Delante	g	7-9	1-2	2-3	0 3 3	2 17	3 4 0 0	30						
10	Nettles, Aaron	g	1-2	1-2	0-0	0 2 2	2 3	1 0 0 0	16						
12	Da Campo, Mattia	g	0-0	0-0	0-0	1 0 1	0 0	0 0 0 0	2						
15	Hopkins, Trey	g	0-1	0-1	0-0	0 1 1	0 0	0 1 0 0	5						
25	Hundal, Anand	g	0-0	0-0	0-0	1 1 1	3 0	0 0 0 0	2						
35	Grigsby, Riley	g	3-4	0-0	1-3	2 4 6	3 7	0 0 0 0	13						
Team					0 0 0			1							
Totals			24-45	6-10	29-43	7 35 42	21 83	13 16 4 1	200						

FG % 1st Half: 10-19 52.6% 2nd half: 14-26 53.8% Game: 24-45 53.3% Deadball Rebounds 9,1
3FG % 1st Half: 4-6 66.7% 2nd half: 2-4 50.0% Game: 6-10 60.0%
FT % 1st Half: 14-22 63.6% 2nd half: 15-21 71.4% Game: 29-43 67.4%

Officials: Marc A. Beasley, Jimmy Casas, Gregory Nixon
Technical fouls: Fairfield-None. Seattle U-None.

Attendance: 809

2018-19 Men's Basketball. Round: 0. Fairfield vs Seattle U. Played at .

Score by periods	1st	2nd	Total
Fairfield	31	49	80
Seattle U	38	45	83

Points	In Paint	Off T/O	2nd Chance	Fast Break	Bench
FU	30	15	4	9	27
SU	28	9	8	9	10

@seattleumb • #TogetherWeSoar

Official Basketball Box Score -- Game Totals -- Final Statistics Denver vs Seattle U 11/23/18 3:00 pm at Seattle, WA (Redhawk Center)

Denver 63 • 1-3

#	Player	Total		3-Ptr		Rebounds			PF	TP	A TO Blk Stl				Min
		FG-FGA	FG-FGA	FT-FTA	Off Def Tot	PF	TP	A TO Blk Stl							
25	Ronnie Harrell Jr.	r	2-8	0-2	1-2	0 1 1	2 4	2 3 0 0	23						
30	Donoven Carlisle	r	3-4	1-1	1-2	2 6 8	1 8	1 0 1 2	31						
32	Abiola Akintola	r	1-8	0-0	0-0	3 4 7	2 2	0 0 0 0	17						
00	Ade Murkey	g	2-5	0-0	1-2	0 2 2	2 5	1 2 2 0	23						
04	Taelyr Gatlin	g	4-7	2-2	0-0	0 2 2	2 10	2 1 0 0	27						
01	David Nzekwesi	g	0-2	0-1	6-6	0 5 5	0 6	1 0 0 0	11						
03	Jase Townsend	g	4-11	3-6	0-0	0 3 3	2 11	1 3 0 0	21						
05	Elvin Rodriguez	g	3-4	0-0	2-3	1 0 1	1 8	1 0 0 0	16						
10	Joseph Lanzi	g	3-6	1-3	0-0	1 1 2	0 7	0 0 1 0	15						
12	Alperen Kurnaz	g	1-6	0-2	0-0	1 4 5	5 2	1 2 0 0	16						
Team					0 0 0										
Totals			23-61	7-17	10-13	8 28 36	17 63	10 12 4 2	200						

FG % 1st Half: 11-33 33.3% 2nd half: 12-28 42.9% Game: 23-61 37.7% Deadball Rebounds 1,1
3FG % 1st Half: 4-8 50.0% 2nd half: 3-9 33.3% Game: 7-17 41.2%
FT % 1st Half: 2-2 100.0% 2nd half: 8-11 72.7% Game: 10-13 76.9%

Seattle U 82 • 4-2

#	Player	Total		3-Ptr		Rebounds			PF	TP	A TO Blk Stl				Min
		FG-FGA	FG-FGA	FT-FTA	Off Def Tot	PF	TP	A TO Blk Stl							
01	Carter, Myles	r	4-6	0-0	1-2	0 2 2	4 9	1 2 2 0	19						
05	Kavas, Matej	g	5-13	3-9	2-2	1 6 7	0 15	0 3 0 0	31						
13	Means, Morgan	g	8-13	6-9	4-4	0 3 3	3 26	2 0 0 2	32						
23	Brown, Terrell	g	3-11	0-0	2-5	4 7 11	1 8	10 0 0 1	37						
24	Jones, Delante	g	4-7	2-5	1-3	0 4 4	2 11	2 1 0 0	28						
02	Burke, Ian	g	0-1	0-1	0-0	0 0 0	0 0	0 0 0 0	2						
10	Nettles, Aaron	g	1-3	1-1	0-0	0 0 0	1 3	0 0 0 0	9						
11	Economou, Rip	g	0-1	0-1	0-0	0 0 0	1 0	0 0 0 0	3						
12	Da Campo, Mattia	g	0-0	0-0	0-0	0 0 0	0 0	0 1 0 0	4						



2018-19 BOX SCORES

Official Basketball Box Score -- Game Totals -- Final Statistics Northwest (WA) vs Seattle U 11/28/18 7:00 pm at Seattle, WA (Redhawk Center)

Northwest (WA) 72 • 0-1

#	Player	Total		3-Ptr		Rebounds			PF	TP	A	TO	Blk	Stl	Min
		FG-FGA	FG-FGA	FT-FTA	FT-FTA	Off	Def	Tot							
01	Jaden Jenkins	*	4-7	1-3	0-0	0	2	2	5	9	1	2	0	0	19
05	Ryan Ricks	*	1-3	0-0	0-0	2	0	2	4	2	4	3	0	0	17
11	Nick Navarro	*	9-17	5-8	2-3	2	3	5	0	25	0	1	1	0	34
21	Josh Meyer	*	1-10	1-5	2-2	3	8	11	2	5	3	1	1	0	29
22	Hussayn Ford	*	5-15	0-1	0-2	0	7	7	3	10	1	1	0	1	26
02	Alex Smith		4-11	2-2	2-2	2	3	5	2	12	1	1	1	0	19
03	Arturo Palacios		2-6	0-1	0-0	0	0	0	2	4	2	3	0	3	22
10	Daniel Ghebremichael		1-1	0-0	0-0	0	0	0	0	2	0	1	0	0	4
12	Jase Paulsen		1-1	1-1	0-0	0	0	0	1	3	0	0	0	0	5
24	Jason Brown, Jr.		0-3	0-2	0-0	1	0	1	2	0	2	1	0	0	16
25	Payton Glasser		0-0	0-0	0-0	0	0	0	0	0	1	0	0	0	5
XX	Totals		0-0	0-0	0-0	0	0	0	0	0	0	0	0	0	4
Team						0	0	0							
Totals			28-74	10-23	6-9	10	23	33	21	72	15	14	3	4	200

FG % 1st Half: 15-40 37.5% 2nd half: 13-34 38.2% Game: 28-74 37.8%
3FG % 1st Half: 4-13 30.8% 2nd half: 6-10 60.0% Game: 10-23 43.5%
FT % 1st Half: 1-1 100.0 2nd half: 5-8 62.5% Game: 6-9 66.7%

Seattle U 107 • 7-2

#	Player	Total		3-Ptr		Rebounds			PF	TP	A	TO	Blk	Stl	Min
		FG-FGA	FG-FGA	FT-FTA	FT-FTA	Off	Def	Tot							
01	Carter, Myles	f	5-13	0-0	2-2	4	10	14	3	12	0	0	7	0	35
05	Kavas, Matej	g	3-12	2-8	4-4	0	3	3	1	12	1	2	0	0	31
10	Nettles, Aaron	g	4-7	2-5	0-0	0	0	0	2	10	0	2	0	0	21
13	Means, Morgan	g	9-18	3-6	2-2	1	1	2	1	23	5	3	0	0	35
23	Brown, Terrell	g	10-13	0-1	6-7	2	12	14	1	26	6	1	0	2	33
02	Burke, Ian		0-0	0-0	0-0	0	2	2	0	0	0	0	0	1	5
11	Economou, Rip		0-1	0-0	0-0	2	1	3	0	0	0	0	0	0	4
12	Da Campo, Mattia		2-2	1-1	2-2	0	0	0	0	7	0	0	0	0	6
14	Vail, Matt		0-0	0-0	0-0	0	0	0	0	0	1	0	0	0	1
15	Hopkins, Trey		5-5	2-2	0-1	1	2	3	1	12	0	0	0	0	15
25	Hundal, Anand		0-1	0-1	0-0	0	0	0	0	0	0	0	1	0	3
35	Grigsby, Riley		2-3	0-0	1-2	2	3	5	3	5	1	1	2	0	10
41	Wall, Joe		0-0	0-0	0-0	0	0	0	0	0	0	0	0	0	1
Team						0	0	0							
Totals			40-75	10-24	17-20	12	34	46	12	107	14	9	10	6	200

FG % 1st Half: 15-35 42.9% 2nd half: 25-40 62.5% Game: 40-75 53.3%
3FG % 1st Half: 4-12 33.3% 2nd half: 6-12 50.0% Game: 10-24 41.7%
FT % 1st Half: 11-12 91.7% 2nd half: 6-8 75.0% Game: 17-20 85.0%

Officials: Nate Melson, Chad Shepherd, Shawn Lehigh
Technical fouls: Northwest (WA)-None. Seattle U-None.
Attendance: 824
2018-19 Men's Basketball. Round: 0. Northwest (WA) vs Seattle U. Played at .

Score by periods		1st	2nd	Total
Northwest (WA)		35	37	72
Seattle U		45	62	107

	In	Off	2nd	Fast	Bench
Points NW	30	6	9	6	21
SU	54	21	10	4	24

Official Basketball Box Score -- Game Totals -- Final Statistics Omaha vs Seattle U 12/06/18 7:00 pm at Seattle, WA (Redhawk Center)

Omaha 71 • 3-6

#	Player	Total		3-Ptr		Rebounds			PF	TP	A	TO	Blk	Stl	Min
		FG-FGA	FG-FGA	FT-FTA	FT-FTA	Off	Def	Tot							
40	Matt Pile	f	4-8	0-0	2-6	4	7	11	2	10	0	2	0	1	28
44	Mitch Hahn		2-11	1-4	2-2	1	2	3	3	7	1	0	0	0	28
00	JT Gibson	g	4-9	1-3	4-4	1	1	2	3	13	3	1	0	1	37
05	KJ Robinson	g	5-12	5-9	2-4	0	0	0	3	17	2	4	0	2	36
21	Zach Jackson	g	3-10	1-3	5-5	0	2	2	4	12	1	1	0	0	25
01	Elishja Duplechan		0-1	0-0	0-0	0	0	0	1	0	0	0	0	0	5
10	Ayo Akinwale		0-1	0-0	0-0	0	2	2	1	0	1	1	0	0	16
13	Wanjiang Tut		1-3	0-0	0-0	0	2	2	3	2	0	0	1	0	11
20	Hayden Miller		0-0	0-0	0-0	0	0	0	0	0	0	0	0	0	1
22	Brett Barney		4-4	1-1	1-2	0	1	1	3	10	0	0	0	0	12
33	Evan Tricker		0-0	0-0	0-0	0	0	0	0	0	0	0	0	0	1
Team						0	0	0							
Totals			23-59	9-20	16-23	6	17	23	23	71	8	9	1	4	200

FG % 1st Half: 12-31 38.7% 2nd half: 11-28 39.3% Game: 23-59 39.0%
3FG % 1st Half: 5-11 45.5% 2nd half: 4-9 44.4% Game: 9-20 45.0%
FT % 1st Half: 6-9 66.7% 2nd half: 10-14 71.4% Game: 16-23 69.6%

Seattle U 90 • 9-2

#	Player	Total		3-Ptr		Rebounds			PF	TP	A	TO	Blk	Stl	Min
		FG-FGA	FG-FGA	FT-FTA	FT-FTA	Off	Def	Tot							
01	Carter, Myles	f	3-6	0-0	1-2	2	3	5	3	7	0	4	2	0	15
05	Kavas, Matej	g	7-12	6-9	6-6	0	6	6	1	26	1	2	0	0	39
13	Means, Morgan	g	1-6	1-5	2-2	1	4	5	5	5	1	0	0	0	30
23	Brown, Terrell	g	5-9	0-0	2-4	1	10	11	4	12	5	2	1	0	33
24	Jones, Delante	g	9-14	4-7	4-5	0	2	2	1	26	2	1	3	0	37
10	Nettles, Aaron		1-3	0-2	1-2	0	2	2	3	3	1	1	0	1	19
12	Da Campo, Mattia		0-0	0-0	0-0	0	0	0	0	0	0	0	0	0	0
15	Hopkins, Trey		0-1	0-1	0-0	0	1	1	0	0	0	0	0	0	3
35	Grigsby, Riley		5-6	0-1	1-2	1	3	4	1	11	0	0	3	0	24
Team						0	0	0							
Totals			31-57	11-25	17-23	5	31	36	18	90	14	12	9	1	200

FG % 1st Half: 14-29 48.3% 2nd half: 17-28 60.7% Game: 31-57 54.4%
3FG % 1st Half: 3-5 60.0% 2nd half: 4-10 40.0% Game: 11-25 44.0%
FT % 1st Half: 4-6 66.7% 2nd half: 13-17 76.5% Game: 17-23 73.9%

Officials: Mike Scyphers, Deldre Carr, Michael Greenstein
Technical fouls: Omaha-None. Seattle U-None.
Attendance: 873
2018-19 Men's Basketball. Round: 0. Omaha vs Seattle U. Played at .

Score by periods		1st	2nd	Total
Omaha		35	36	71
Seattle U		39	51	90

	In	Off	2nd	Fast	Bench
Points UNO	24	21	3	11	12
SU	34	15	2	7	14

Last FG - UNO 2nd-01:59, SU 2nd-00:55.
Largest lead - UNO by 2 1st-19:11, SU by 19 2nd-00:55.
UNO led for 03:36. SU led for 33:30. Game was tied for 02:54.

Score tied - 4 times.
Lead changed - 7 times.

Official Basketball Box Score -- Game Totals -- Final Statistics Eastern Wash. vs Seattle U 12/01/18 5:00 pm at Seattle, WA (Redhawk Center)

Eastern Wash. 68 • 1-5

#	Player	Total		3-Ptr		Rebounds			PF	TP	A	TO	Blk	Stl	Min
		FG-FGA	FG-FGA	FT-FTA	FT-FTA	Off	Def	Tot							
34	Jesse Hunt	f	9-16	3-7	5-7	2	8	10	4	26	1	2	0	1	31
02	Ty Gibson	g	0-3	0-3	0-0	1	2	3	3	0	0	0	0	0	26
10	Jacob Davison	g	1-5	0-3	1-1	0	2	2	1	3	1	2	0	0	21
11	Jack Perry	g	1-6	0-4	0-0	1	6	7	0	2	2	1	0	0	36
13	Luka Vulicic	g	7-12	0-3	4-6	0	3	3	3	18	3	2	0	0	29
00	Tyler Kidd		1-1	0-0	0-0	0	0	0	1	2	0	1	0	0	5
01	Austin Fadal		2-5	0-3	0-0	0	0	0	1	4	0	1	0	0	14
20	Cody Benzell		2-4	1-3	0-0	0	0	0	1	5	0	0	0	0	15
22	Elijah Jackson		2-2	0-0	1-4	0	2	2	3	5	1	1	1	1	13
24	Kim Aiken Jr.		0-1	0-1	0-0	0	5	5	0	0	1	0	0	0	4
35	Tanner Groves		1-3	1-1	0-0	1	0	1	2	3	0	1	0	0	6
Team						0	0	0							
Totals			26-58	5-28	11-18	5	28	33	19	68	9	11	1	2	200

FG % 1st Half: 11-32 34.4% 2nd half: 15-26 57.7% Game: 26-58 44.8%
3FG % 1st Half: 2-17 11.8% 2nd half: 3-11 27.3% Game: 5-28 17.9%
FT % 1st Half: 1-1 100.0 2nd half: 10-17 58.8% Game: 11-18 61.1%

Seattle U 88 • 8-2

#	Player		Total	3-Ptr	FT-FTA	Rebounds			PF	TP	A	TO	Blk	Stl	Min
			FG-FGA	FG-FGA		Off	Def	Tot							
01	Carter, Myles	f	10-15	0-0	3-9	2	6	8	2	23	0	1	1	0	30
05	Kavas, Matej	g	7-14	4-7	0-0	0	6	6	2	18	0	0	0	1	37
13	Means, Morgan		5-11	2-5	4-5	1	4	5	3	16	7	0	0	5	40
23	Brown, Terrell		2-7	0-1	0-0	0	7	7	2	4	9	2	0	1	32
24	Jones, Delante	g	8-14	2-5	1-1	3	3	6	3	19	2	2	1	0	30
26	Nettles, Aaron		2-5	1-4	1-2	0	1	1	1	6	1	0	0	2	17
35	Grigsby, Riley		1-1	0-0	0-0	0	1	1	3	2	0	0	0	1	14
	Team					0	0	0							
	Totals		35-67	9-22	9-17	6	28	34	16	88	19	5	2	10	200



2018-19 BOX SCORES

Official Basketball Box Score -- Game Totals -- Final Statistics Seattle U vs Portland 12/17/18 7:00 pm at Portland, OR (Chiles Center)

Seattle U 67 • 10-3

#	Player	Total		3-Ptr		Rebounds			PF	TP	A	TO	Blk	Stl	Min
		FG-FGA	FG-FGA	FT-FTA	FT-FTA	Off	Def	Tot							
12	Carter, Myles	f	3-5	0-0	5-7	4	8	12	4	11	0	1	2	2	30
05	Kavas, Matej	g	4-9	2-4	1-4	0	5	5	2	11	0	2	1	0	35
13	Means, Morgan	g	4-10	1-4	7-10	0	6	6	4	16	3	4	0	0	35
23	Brown, Terrell	g	7-10	0-0	3-4	2	9	11	2	17	1	5	0	1	34
24	Jones, Delante	g	2-11	1-3	0-0	1	5	6	3	5	0	2	1	0	35
10	Nettles, Aaron	g	1-2	1-2	2-2	0	0	0	2	5	0	0	0	0	15
12	Da Campo, Mattia	g	0-0	0-0	0-0	0	0	0	0	0	0	0	0	0	0+
15	Hopkins, Trey	g	0-0	0-0	0-0	0	0	0	0	0	0	0	0	0	0+
35	Grigsby, Riley	g	1-4	0-1	0-0	1	0	1	2	2	0	2	0	0	16
Team						2	0	2							
Totals			22-51	5-14	18-27	10	33	43	19	67	4	16	4	3	200

FG % 1st Half: 15-27 55.6% 2nd half: 7-24 29.2% Game: 22-51 43.1% Deadball Rebounds 6
3FG % 1st Half: 4-7 57.1% 2nd half: 1-7 14.3% Game: 5-14 35.7%
FT % 1st Half: 5-10 50.0% 2nd half: 13-17 76.5% Game: 18-27 66.7%

Portland 56 • 6-7

#	Player	Total		3-Ptr		Rebounds			PF	TP	A	TO	Blk	Stl	Min
		FG-FGA	FG-FGA	FT-FTA	FT-FTA	Off	Def	Tot							
12	Theo Akwuba	c	0-2	0-0	0-2	1	0	1	3	0	0	0	1	0	9
02	JoJo Walker	g	5-13	1-4	2-4	1	3	4	3	13	2	2	0	5	34
10	Marcus Shaver Jr.	g	4-16	3-7	0-0	0	1	1	5	11	1	3	0	1	31
11	Josh McSwiggan	g	5-12	2-6	2-2	1	4	5	2	14	2	3	0	0	35
13	Franklin Porter	g	1-6	0-2	0	0	5	5	4	2	3	2	1	0	38
01	Malcolm Porter	g	0-1	0-0	1-2	0	0	0	0	1	0	0	0	0	5
14	Tahirou Diabate	g	2-3	0-0	0-3	1	3	4	2	4	0	2	2	0	19
32	Hugh Hogland	g	1-1	0-0	2-6	5	1	6	2	4	0	2	1	0	10
33	Jacob Tryon	g	2-3	0-0	0-0	2	2	4	0	4	1	1	0	0	9
55	Xavier Hallinan	g	1-1	1-1	0-0	0	0	0	0	3	1	0	0	0	10
Team						2	2	4							
Totals			21-58	7-20	7-19	13	21	34	21	56	10	15	5	6	200

FG % 1st Half: 8-25 32.0% 2nd half: 13-33 39.4% Game: 21-58 36.2% Deadball Rebounds 3,1
3FG % 1st Half: 4-9 44.4% 2nd half: 3-11 27.3% Game: 7-20 35.0%
FT % 1st Half: 2-6 33.3% 2nd half: 5-13 38.5% Game: 7-19 36.8%

Officials: Levon Zakarian, Mike Scyphers, Eric Curry
Technical fouls: Seattle U-None. Portland-Tahirou Diabate.
Attendance: 1553
2018-19 Men's Basketball. Round: 0. Portland vs Seattle U. Played at .

Score by periods				1st				2nd				Total			
Seattle U				39	28	67		39	28	67		78	56		
Portland				22	34	56		22	34	56		54	56		

Last FG - SU 2nd-01:45, UP 2nd-00:47.
Largest lead - SU by 21 21:02:48, UP None.
SU led for 39:16. UP led for 00:00. Game was tied for 00:44.
Score tied - 0 times.
Lead changed - 0 times.

Official Basketball Box Score -- Game Totals -- Final Statistics Prairie View vs Seattle U 12/20/18 7:00 pm at Seattle, WA (Redhawk Center)

Prairie View 64 • 1-10

#	Player	Total		3-Ptr		Rebounds			PF	TP	A	TO	Blk	Stl	Min
		FG-FGA	FG-FGA	FT-FTA	FT-FTA	Off	Def	Tot							
13	Iwin Ellis	f	1-1	0-0	0-1	1	0	1	0	2	0	1	0	0	11
00	Chancellor Ellis	g	1-5	0-2	0-0	0	0	0	0	2	0	1	0	0	13
01	Taishawn Johnson	g	0-3	0-2	1-2	0	2	2	2	1	1	2	0	0	17
03	Gary Blackston	g	7-15	3-5	5-11	2	5	7	1	22	1	1	1	1	30
15	Gerard Andrus	g	1-4	0-0	0-0	0	2	2	3	2	0	1	0	0	17
02	Darius Williams	g	1-8	0-3	2-2	0	1	1	3	4	1	0	0	0	21
04	Antione Lister	g	5-7	0-0	6-6	2	2	4	0	16	0	1	0	0	24
10	Tyler Singleton	g	0-0	0-0	0-0	1	1	2	1	0	0	0	0	0	11
11	Dennis Jones	g	0-4	0-2	0-2	0	1	1	0	0	0	3	0	0	22
12	Elijah Holifield	g	0-1	0-1	0-0	0	0	0	0	0	0	0	0	0	4
14	Leon Sneed	g	0-1	0-0	1-2	0	0	0	0	1	0	0	0	0	4
21	Falke Williams	g	0-1	0-0	0-0	0	0	0	0	1	0	0	0	0	8
23	Devonte Patterson	g	3-5	0-0	8-11	1	3	4	14	1	0	0	0	0	18
Team						3	0	3							
Totals			19-55	3-15	23-37	10	17	27	17	64	4	10	1	1	200

FG % 1st Half: 7-26 26.9% 2nd half: 12-29 41.4% Game: 19-55 34.5% Deadball Rebounds 6
3FG % 1st Half: 0-7 0.0% 2nd half: 3-8 37.5% Game: 3-15 20.0%
FT % 1st Half: 7-16 43.8% 2nd half: 16-21 76.2% Game: 23-37 62.2%

Seattle U 102 • 11-3

#	Player	Total		3-Ptr		Rebounds			PF	TP	A	TO	Blk	Stl	Min
		FG-FGA	FG-FGA	FT-FTA	FT-FTA	Off	Def	Tot							
01	Carter, Myles	f	9-10	0-0	4-6	3	6	9	5	22	0	2	0	0	29
05	Kavas, Matej	g	7-9	4-5	0-0	0	9	9	2	18	4	1	0	0	29
13	Means, Morgan	g	8-13	4-7	2-2	0	4	4	22	4	1	0	2	32	
23	Brown, Terrell	g	2-2	0-0	4-4	1	2	3	1	8	5	3	0	0	17
24	Jones, Delante	g	1-4	1-3	4-4	0	2	2	3	7	2	1	0	0	19
02	Burke, Ian	g	0-1	0-1	0-0	0	2	2	1	0	0	0	0	0	6
10	Nettles, Aaron	g	2-2	1-1	0-0	0	1	1	0	5	1	2	0	2	14
11	Economou, Rip	g	3-7	3-6	0-0	1	0	1	2	9	0	1	0	0	10
12	Da Campo, Mattia	g	0-3	0-0	0-0	1	1	2	0	0	2	0	0	0	12
14	Vail, Matt	g	0-0	0-0	0-0	0	1	1	0	0	0	0	1	0	4
15	Hopkins, Trey	g	1-5	0-0	0-0	0	0	0	2	2	0	1	0	0	8
25	Hundal, Anand	g	0-2	0-1	0-0	1	0	1	0	0	1	0	0	0	7
35	Grigsby, Riley	g	2-2	0-0	3-3	2	1	3	7	1	0	2	0	0	10
41	Wall, Joe	g	1-2	0-1	0-0	1	0	1	0	2	0	0	0	0	3
Team						0	2	2							
Totals			36-62	13-27	17-19	10	31	41	25	102	19	13	3	4	200

FG % 1st Half: 17-28 60.7% 2nd half: 19-34 55.9% Game: 36-62 58.1% Deadball Rebounds 1,1
3FG % 1st Half: 5-11 45.5% 2nd half: 8-16 50.0% Game: 13-27 48.1%
FT % 1st Half: 12-14 85.7% 2nd half: 5-5 100.0% Game: 17-19 89.5%

Officials: Kelly Pfeifer, Marques Pettigrew, Tom O'Neill
Technical fouls: Prairie View-None. Seattle U-None.
Attendance: 965
2018-19 Men's Basketball. Round: 0. Prairie View vs Seattle U. Played at .

Score by periods				1st				2nd				Total			
Prairie View				21	43	64		21	43	64		42	64		
Seattle U				51	51	102		51	51	102		102	102		

Last FG - PVAM 2nd-00:29, SU 2nd-01:36.
Largest lead - PVAM None, SU by 42 2nd-07:19.
PVAM led for 00:00. SU led for 39:19. Game was tied for 00:41.
Score tied - 0 times.
Lead changed - 0 times.

Official Basketball Box Score -- Game Totals -- Final Statistics Seattle U vs California 12/29/18 5:00 pm at Berkeley, CA (Haas Pavilion)

Seattle U 82 • 12-3

#	Player	Total		3-Ptr		Rebounds			PF	TP	A	TO	Blk	Stl	Min
		FG-FGA	FG-FGA	FT-FTA	FT-FTA	Off	Def	Tot							
01	Carter, Myles	f	11-18	0-0	4-7	4	9	13	4	26	0	3	1	0	40
12	Da Campo, Mattia	g	0-0	0-0	0-0	1	1	2	5	0	0	1	0	2	27
13	Means, Morgan	g	4-12	0-3	16-16	2	4	6	4	24	3	4	0	1	40
23	Brown, Terrell	g	4-10	0-1	2-3	2	4	6	5	10	3	0	0	2	36
24	Jones, Delante	g	5-13	2-3	4-4	0	4	4	2	16	2	2	0	1	40
10	Nettles, Aaron	g	0-0	0-0	4-6	0	0	0	3	4	0	0	0	0	7
15	Hopkins, Trey	g	1-2	0-1	0-0	1	1	2	2	2	0	1	0	0	6
35	Grigsby, Riley	g	0-0	0-0	0-0	0	1	1	3	0	0	0	0	0	4
Team						4	0	4							
Totals			25-55	2-8	30-36	14	24	38	28	82	8	11	1	6	200

FG % 1st Half: 15-26 57.7% 2nd half: 10-29 34.5% Game: 25-55 45.5% Deadball Rebounds 4
3FG % 1st Half: 1-5 20.0% 2nd half: 1-3 33.3% Game: 2-8 25.0%
FT % 1st Half: 9-11 81.8% 2nd half: 21-25 84.0% Game: 30-36 83.3%

California 73 • 5-7

#	Player	Total		3-Ptr		Rebounds			PF	TP	A</
---	--------	-------	--	-------	--	----------	--	--	----	----	-----



Official Basketball Box Score -- Game Totals -- Final Statistics
Seattle U vs Grand Canyon
01/05/19 6:00 pm at Phoenix, AZ (GCU Arena)

Seattle U 57 • 12-5, 0-2 WAC

Seattle 0 3 7 - 11 3 6 2 WA

#	Player		Total		3-Ptr	Rebounds			PF	TP	A	TO	Blk	Stl	Min
			FG-FGA	FG-FGA	FT-FTA	Off	Def	Tot							
01	Carter, Myles	f	2-10	0-0	2-2	1	3	4	5	6	0	3	1	0	32
05	Kavas, Matej	g	6-8	3-3	1-2	0	7	7	2	16	0	1	0	1	37
13	Means, Morgan	g	1-10	0-2	0-1	1	4	5	1	2	3	1	0	2	33
23	Brown, Terrell	g	5-16	0-0	2-4	0	6	6	4	12	3	3	0	0	35
24	Jones, Delante	g	4-8	2-3	5-7	1	2	3	3	15	0	3	0	1	30
10	Nettles, Aaron		0-0	0-0	0-0	0	0	0	1	0	0	0	0	0	13
11	Economou, Rip		0-2	0-2	0-0	1	0	1	0	0	0	0	0	0	4
12	Da Campo, Mattia		0-0	0-0	0-0	0	0	0	0	0	0	0	0	0	3
15	Hopkins, Trey		0-0	0-0	0-0	0	0	0	1	0	0	0	0	1	6
35	Grigsby, Riley		1-2	0-0	4-4	1	1	2	1	6	0	0	0	0	7
	Team					2	1	3							
	Totals		19-56	5-10	14-20	7	24	31	18	57	6	11	1	5	200

FG % 1st Half: 11-27 40.7% 2nd half: 8-29 27.6% Game: 19-56 33.9% Deadball
 3FG % 1st Half: 4-5 80.0% 2nd half: 1-5 20.0% Game: 5-10 50.0% Rebounds
 FT % 1st Half: 3-5 60.0% 2nd half: 11-15 73.3% Game: 14-20 70.0% 4

Grand Canyon 71 • 9-6, 2-0 WAC

#	Player		Total		3-Ptr	Rebounds			PF	TP	A	TO	Blk	Stl	Min
			FG-FGA	FG-FGA	FT-FTA	Off	Def	Tot							
04	Oscar Frayer	f	1-6	1-3	0-0	1	1	2	3	3	0	2	1	0	19
05	Matt Jackson	f	2-5	0-2	0-0	0	4	4	0	4	2	0	0	0	25
25	Alessandro Lever	f	6-12	2-4	1-1	1	1	2	4	15	3	1	0	1	24
02	Trey Drechsel	g	7-11	1-2	0-0	2	12	14	3	15	2	2	0	1	31
11	Damari Milstead	g	5-8	0-1	3-4	1	3	4	1	13	7	3	0	0	33
15	Raef Gerdes		0-0	0-0	0-0	0	0	0	0	0	0	0	0	0	1
23	Carlos Johnson		4-11	0-2	4-5	1	4	5	4	12	0	3	0	1	24
24	Tim Finke		0-0	0-0	0-0	0	1	1	1	0	0	2	0	0	14
42	Gerard Martin		1-2	1-1	0-0	1	1	2	3	3	1	1	0	0	16
43	Michael Finke		2-5	2-3	0-0	0	4	4	1	6	3	0	0	0	13
Team						3	1	4							
Totals			28-60	7-18	8-10	10	32	42	20	71	18	14	1	4	200

FG % 1st Half: 13-31 41.9% 2nd half: 15-29 51.7% Game: 28-60 46.7% Deadball
 3FG % 1st Half: 3-9 33.3% 2nd half: 4-9 44.4% Game: 7-18 38.9% Rebounds
 FT % 1st Half: 3-3 100.0 2nd half: 5-7 71.4% Game: 8-10 80.0% 0

Officials: Ryan McDaniel, Eric Anderson, Brent Meaux
 Technical fouls: Seattle U-None. Grand Canyon-None.
 Attendance: 7293

2018-19 Men's Basketball. Round: 0. Grand Canyon vs Seattle U. Played at .

Score by periods	1st	2nd	Total
Seattle U	29	28	57
Grand Canyon	32	39	71

	In	Off	2nd	Fast	Bench
Points	Paint	T/O	Chance	Break	
SU	24	11	6	2	6
GCU	32	15	10	10	21

Last FG - SU 2nd-00:32, GCU 2nd-01:14.
 Largest lead - SU by 6 1st-11:59, GCU by 21 2nd-05:47.
 SU led for 07:27. GCU led for 28:48. Game was tied for 03:45.

Score tied - 3 times.
 Lead changed - 1 time.