

2018-19 SEATTLE UNIVERSITY MEN'S BASKETBALL

GAME 14: SU vs Prairie View A&M - Dec. 20, 2018

SEATTLE
BASKETBALL

CONTACT: Sarah Finney, Director of Communications • finneysa@seattleu.edu • 206-445-2237 • GoSeattleU.com

2018-19 SCHEDULE

Nov. 6	at Stanford	L, 74-96
NOV. 8	PUGET SOUND	W, 95-67
NOV. 11	BRYANT!	W, 82-59
NOV. 14	WASHINGTON STATE!	W, 78-69
NOV. 18	SOUTHERN UTAH	L, 70-73
NOV. 23	DENVER #	W, 82-63
NOV. 24	FAIRFIELD #	W, 83-80
NOV. 25	LONGWOOD #	W, 70-50
NOV. 28	NORTHWEST #	W, 107-72
DEC. 1	EASTERN WASHINGTON	W, 88-68
DEC. 6	OMAHA ~	W, 90-71
Dec. 9	at Washington	L, 62-70
Dec. 17	at Portland	W, 67-56
DEC. 20	PRAIRIE VIEW A&M	7:00 PM
Dec. 29	at Cal	5:00 PM
Jan. 3	at CSU Bakersfield *	7:00 PM
Jan. 5	at Grand Canyon *	5:00 PM
Jan. 12	at Utah Valley *	6:00 PM
JAN. 17	NEW MEXICO STATE *	7:00 PM
JAN. 19	UTRGV *	7:00 PM
Jan. 24	at Chicago State *	5:00 PM
Jan. 26	at Kansas City *	4:00 PM
FEB. 2	CALIFORNIA BAPTIST *	7:00 PM
FEB. 9	UTAH VALLEY *	1:00 PM
Feb. 14	at UTRGV *	5:00 PM
Feb. 16	at New Mexico State *	6:00 PM
FEB. 21	KANSAS CITY *	7:00 PM
FEB. 23	CHICAGO STATE *	1:00 PM
Feb. 28	at California Baptist *	7:00 PM
MAR. 7	CSU BAKERSFIELD *	7:00 PM
MAR. 9	GRAND CANYON *	1:00 PM

Mar. 14-16 at WAC Championship (Las Vegas, NV)

HOME GAMES played at the Redhawk Center unless noted

! Game played at accesso ShoWare Center (Kent, Wash.)

Elgin Baylor Classic | - Summit League/WAC Challenge

* WAC game | All times listed are Pacific

All dates and times subject to change

206-398-GOSU (4678) | GoSeattleU.com/tix

All games broadcast on KTTH 770 AM



SEATTLE U (10-3)



PRAIRIE VIEW A&M (1-9)

GAMEDAY ROUND-UP

Seattle University Redhawks (10-3) vs Prairie View A&M (1-9)
Thursday, Dec. 20, 2018 • 7:00 PM PT • Redhawk Center • Seattle, Wash.
LISTEN: KTTH 770 AM/mynorthwest.com (Mike Gastineau)
WATCH: WAC Digital Network

ON TAP

Coming off of a big win at Pacific Northwest rival Portland on Monday, Seattle University men's basketball (10-3) plays its final home game of 2018, hosting Prairie View A&M University (1-9) on Thursday, Dec. 20. Tip-off from the Redhawk Center is scheduled for 7:00 p.m. The game will stream live on the WAC Digital Network at wacdigitalnetwork.com. Fans can also tune in to KTTH 770 AM in Seattle or online at mynorthwest.com.

STARTING STRONG

Seattle U has opened the season with a 10-3 record through 13 games, matching the best start to a season in 50 years. The last time a Seattle U team (of any division) started the season 10-3 was 1968-69. That year also marked the last time that Seattle U advanced to the NCAA Division I Tournament. Seattle U went 19-8 that season, eventually falling 75-73 to Weber State in the NCAA First Round. The last time that Seattle U had a better start to a season was in 1967-68 when they went 11-2 through 13 games, then dropped two straight to sit at 11-4 through 15 contests.

ABOUT THE SERIES VS PRAIRIE VIEW A&M

This marks the first ever meeting between the Redhawks and Panthers of Prairie View A&M.

PROJECTED STARTING LINEUP

POS.	NO.	NAME	YR	HT	PPG	NOTABLE
F	1	Myles Carter	RJr.	6-9	14.1	15 pts, 7 reb at UW
G	5	Matej Kavas	RJr.	6-8	14.9	3 or more 3s in 5 of the last 7 games
G	13	Morgan Means	Jr.	6-3	16.0	Leads SU in scoring, including a 21-point effort at UW
G	23	Terrell Brown	RSo.	6-1	10.6	Leads SU with 5.9 assists per game
G	24	Delante Jones	RJr.	6-5	12.7	Career-high 26 pts vs. Omaha

RESERVES

G	2	Ian Burke	Fr.	6-5	1.8	Has appeared in 6 games off the bench
G	10	Aaron Nettles	So.	5-11	4.6	6 pts, 2 stls vs EWU
G	11	Rip Economou	Fr.	6-8	1.0	4 pts in 9 mins vs. UPS
G	12	Mattia Da Campo	Jr.	6-5	1.0	7 pts in 6 mins vs. Northwest
F	14	Matt Vail	Fr.	6-5	0.0	Has appeared in 7 games off the bench
G	15	Trey Hopkins	Fr.	6-4	2.3	Career-high 12 pts on 5-5 FGs vs Northwest
F	25	Anand Hundal	Jr.	6-10	2.3	Shooting 69% FGs (9-13)
G/F	35	Riley Grigsby	Fr.	6-6	3.8	Career-high 11 pts, with 4 reb, 3 blks vs. Omaha
F	41	Joe Wall	Fr.	6-7	0.6	Has appeared in 5 games off the bench

**UNIVERSITY INFORMATION**

Location: Seattle, Wash.
 Founded: 1891
 Chartered: 1898
 Enrollment: 4,780 (undergrad)
 Nickname: Redhawks
 Colors: Red and White
 Affiliation: NCAA Division I
 Conference: Western Athletic Conference
 Home Facility (capacity): Redhawk Center (999)
 President: Fr. Stephen Sundborg, S.J.
 Director of Athletics: Shaney Fink
 Athletic Ticket Office: 206-398-GOSU (4678)

MEN'S BASKETBALL COACHING STAFF

Head Coach: Jim Hayford (Second season)
 Alma Mater: (Azusa Pacific '89)
 Record at Seattle: 30-16 (One+ season)
 Career Record: 390-191 (19 seasons)
 Associate Head Coach: Chris Victor (Second season)
 Alma Mater: Concordia '04
 Assistant Coach: Nick Robinson (Second season)
 Alma Mater: Stanford '04
 Assistant Coach: Sam Kirby (First season)
 Alma Mater: Seattle U '08
 Director of Operations: Mike Odland (First season)
 Alma Mater: Whitworth '10
 Director of Player Dev.: Patrick Mulligan (Second season)
 Alma Mater: Gonzaga

TEAM FACTS

2017-18 Record: 20-14
 2017-18 WAC Record/Finish: 8-6/4th
 Letterwinners Returning/Lost: 4/8
 Starters Returning/Lost: 1/4
 Redshirts: 3
 Newcomers: 9
 2017-18 Postseason Result: CBI First Round

ATHLETIC COMMUNICATIONS

Director of Communications/MBB Contact: Sarah Finney
 O: (206) 296-5915 | C: (206) 445-2237
 Email: finneysa@seattleu.edu
 Asst. Director of Communications: Brian Vail
 O: (206) 296-2490
 Email: vailbr@seattleu.edu
 Athletic Website: www.GoSeattleU.com
 Radio (Talent): KTTH 770 AM (Dave Grosby, Gary Hill, Jr.)
 Mailing Address:
 Seattle University, 901 12th Ave.,
 PO Box 222000, Seattle, WA 98122

DEJA VU 10TH WIN

The Redhawks improved to 10-3 to start the season for the first time in exactly 50 years with a 67-56 win at University of Portland on Dec. 17 at the Chiles Center in Portland. The Redhawks (10-3) achieved the feat in déjà vu fashion to their 1968-69 counterparts, as the former Seattle U squad also beat Portland (6-7) for their 10th win of the season. That Seattle U team would improve to 10-3 in their 13th game of the season – a 79-54 win at Portland. The current Seattle U team used a dominating 15-0 run to start the game and went on to lead 22-3 and 26-6 over the Pilots. Stifling defense held the Pilots to single-digits until the 4:40 mark of the first half when JoJo Walker hit a jumper to make it 26-11. Redhawks eventually took a 39-22 advantage into the break. After shooting better than 55 percent in the first frame, the Redhawks cooled in the second, hitting just 7-24 from the field (29.2 percent). But they also took advantage from the charity stripe, going 13-17 while the Pilots hit just 7-19 for the game. Portland would make things interesting late as a 6-0 run trimmed Seattle U's lead to just seven, 59-52, with 2:09 to play. But the Redhawks would hit 5-6 free throws down the stretch to hold the Pilots at bay.

HEATING UP FROM THREE

Matej Kavas drained six triples on Dec. 6 against Omaha as part of a 26-point performance. The six threes was one short of his single-game record of seven, set on Nov. 18, 2017 against Detroit Mercy. After hitting just one three in each of the first three games of this season, Kavas has begun to catch fire in recent outings. He has three or more triples in five of the last eight games and has shot .500 or better from deep in five of those games. His 2.5 threes per game ranks fourth in the WAC while his 32 total threes ranks second in the conference.

2018-19 NUMERICAL ROSTER

NO.	NAME	POS	HT	WT	YR/EXP	HOMETOWN/PREVIOUS SCHOOL
1	Myles Carter	F	6-9	230	RJr./TR	Chicago, Ill./St. Rita's of Cascia HS/Seton Hall
2	Ian Burke	G	6-5	180	Fr./HS	Phoenix, Ariz./Brophy Prep
5	Matej Kavas	G	6-8	200	RJr./2V	Ljubljana, Slovenia/Gimnazija Beograd HS
10	Aaron Nettles	G	5-11	175	So./IV	Seattle, Wash./Seattle Prep
11	Rip Economou	G	6-8	180	Fr./HS	Santa Monica, Calif./Santa Monica HS
12	Mattia Da Campo	G	6-5	210	Jr./2V	Venice, Italy/Stella Azura Academy
13	Morgan Means	G	6-3	175	Jr./2V	Compton, Calif./Redondo Union HS
14	Matt Vail	F	6-5	190	Fr./HS	Stanwood, Wash./Stanwood HS
15	Trey Hopkins	G	6-4	163	Fr./HS	Midwest City, Okla./Carl Albert HS
23	Terrell Brown	G	6-1	175	RSo./TR	Seattle, Wash./Garfield HS/Shoreline CC
24	Delante Jones	G	6-5	195	RJr./TR	Chantilly, Va./Virginia Episcopal/American
25	Anand Hundal	F	6-10	230	Jr./TR	Manteca, Calif./Manteca HS/Las Positas College
35	Riley Grigsby	G/F	6-6	220	Fr./HS	San Jose, Calif./Archbishop Mitty HS
41	Joe Wall	F	6-7	215	Fr./HS	Portland, Ore./Jesuit HS

COACHING STAFF

Head Coach: Jim Hayford (Azusa Pacific '89) – Second season
 Associate Head Coach: Chris Victor (Concordia Irvine '04) – Second season
 Assistant Coach: Nick Robinson (Stanford '04) – Second season
 Assistant Coach: Sam Kirby (Seattle U '08) – First season
 Director of Operations: Mike Odland (Whitworth '10) – First season
 Director of Player Development: Patrick Mulligan (Gonzaga) – Second season

PRONUNCIATION GUIDE

#5 Matej Kavas: MAH-tey KAH-vahs
 #10 Rip Economou: Ee-con-oh-moe
 #12 Mattia Da Campo: Mat-EE-AH DAH-Camp-oh
 #23 Terrell Brown: Teh-REHL
 #25 Anand Hundal: Ah-nand Hun-dahl



INSIDE THE NUMBERS

2018-19 Record	10-3
Non-Conference	10-3
WAC	0-0
Home	9-1
Away	1-2
Neutral	0-0
In overtime	0-0

Current Streak	W1
Last win	12/17/18 at Portland (67-56)
Last loss	12/9/18 at Washington (62-70)
Current Home Streak	W6
Last win	12/6/18 vs. Omaha (90-71)
Last loss	11/18/18 vs. Southern Utah (70-73)
Current Road Streak	W1
Last win	12/17/18 at Portland (67-56)
Last loss	12/9/18 at Washington (62-70)
Current Neutral Streak	L1
Last win	3/8/18 vs. UTRGV (77-60)
Last loss	3/9/18 vs. NM State (79-84)

Records When...

November	7-2
December	3-1
January	0-0
February	0-0
March	0-0

Monday	1-0
Tuesday	0-1
Wednesday	1-0
Thursday	2-0
Friday	1-0
Saturday	2-0
Sunday	3-2

Leading at halftime	10-0
Trailing at halftime	0-3
Tied at halftime	0-0

Scoring less than 60	0-0
Scoring between 60-69	1-1
Scoring between 70-79	2-2
Scoring between 80-89	4-0
Scoring 90 or more	3-0

Allowing less than 60	3-0
Allowing between 60-69	4-0
Allowing between 70-79	2-2
Allowing between 80-89	1-0
Allowing 90 or more	0-1

Shooting below 30%	0-0
Shooting between 30-39.9%	1-1
Shooting between 40-44.9%	1-2
Shooting between 45-49.9%	2-0
Shooting between 50-54.9%	5-0
Shooting 55% or above	1-0

Opponent shooting below 30%	2-0
Opponent shooting between 30-39.9%	6-0
Opponent shooting between 40-44.9%	2-1
Opponent shooting between 45-49.9%	0-1
Opponent shooting between 50-54.9%	0-1
Opponent shooting 55% or above	0-0

More or same rebounds than opponent	10-0
Fewer rebounds than opponent	0-3

Game decided by 1-5 Points	1-1
Game decided by 6-10 Points	1-1
Game decided by 11-15 Points	1-0
Game decided by 16-20 Points	4-0
Game decided by 21+ Points	3-1

SU has 0 players in double figures	0-0
SU has 1 players in double figures	0-0
SU has 2 players in double figures	1-0
SU has 3 players in double figures	3-1
SU has 4 players in double figures	5-2
SU has 5+ players in double figures	1-0

Wearing Black Jerseys	1-1
Wearing Grey Jerseys	1-0
Wearing Red Jerseys	0-1
Wearing White Jerseys	8-1

MORGAN MEANS BUSINESS

Morgan Means continues to dazzle during his junior campaign. The Compton, Calif., native leads the Redhawks in scoring at 16.0 ppg, which also ranks third best in the WAC. Through 13 games this season, he has four 20+ point games while shooting 44.5% from the field and 44.8% from three. As a sophomore, Means averaged 8.6 ppg while shooting 39.6% from the field and 28.2% from three. His free-throw percentage (82.8%) and rebounding average (4.8) have also increased this season.

TRIPLE THREAT

Junior guard Terrell Brown has flirted with a triple-double twice this season. On Nov. 23 versus Denver, the Seattle native finished with eight points, 11 rebounds and 10 assists. On Nov. 28, he collected 26 points, 14 rebounds and six assists. He averages 11.1 points per game, leads the team with 5.5 assists per game, which also ranks second in the WAC, and, at just 6-1, is second on the team with 7.3 rebounds per game. He also has four double-doubles on the season, three consisting of points and rebounds and one consisting of rebounds and assists.

GET THAT OUT!

Myles Carter has 36 blocks through 13 games, the fifth most among all DI players in games played through Dec. 18. The redshirt junior also ranks 11th nationally at 2.77 blocks per game. He remains on pace to breaking the Seattle U program record for single-season blocks (79), set just last year by Aaron Menzies.

REDHAWK RUNDOWN

- In games played through Dec. 18, the Redhawks were just one of 25 teams to have at least 10 wins on the season.
- The Redhawks snapped a five-game road losing skid with a 67-56 win at Portland on Monday, Dec. 17. Seattle U is now 1-3 in road games this season, match-ups that include two games at Pac-12 members Stanford and Washington, and one WCC member in Portland.
- Myles Carter and Terrell Brown each collected double-doubles at Portland on Dec. 17, marking the third time this season that multiple players had double-doubles in the same game. Carter and Matej Kavas achieved the feat together against Longwood (Nov. 25), while Carter and Brown combined to each tally a double-double against Northwest (Nov. 28).
- Seattle U had a six-game win streak snapped at



Washington on Dec. 9. The six-game streak was the first of such a length since a stretch of five wins from Jan. 23, 2016-Feb. 6, 2016.

- Seattle U ranks first in the WAC in scoring margin (+11.8), FG percentage defense (38.8) and blocks per game (4.6), and second in scoring (80.6 ppg), FG percentage (47.2) and 3-pt FG percentage (39.1).
- With five players averaging double-figures, all five rank in the WAC's top-20 for scoring. Morgan Means ranks third (16.0 ppg), Matej Kavaz sixth (14.6 ppg) Myles Carter is 10th (13.8 ppg), Delante Jones is 14th (12.1 ppg) and Terrell Brown is 18th (11.1 ppg).
- Brown ranks also second in assists (5.5 per game) and fifth in rebounds (7.3 per game). Carter ranks third in rebounds (8.2), third in FG% (58.1%) and first in blocks (2.8).
- Freshman Riley Grigsby turned in his best performance of the season on Dec. 6 against Omaha. The 6-6 forward went 5-6 from the field and 1-2 from the free-throw line for a career-high 11 points. He also added four rebounds and three assists in a season-high 24 minutes.
- Morgan Means swiped five steals on Dec. 1 against Eastern Washington, marking the first time a Redhawk had achieved the feat since Brendan Westendorf had five steals against UTRGV on Mar. 10, 2016.
- Freshman Trey Hopkins scored a season-high 12 points on Nov. 28 versus Northwest. The Midwest City, Okla., native went a perfect 5-5 from the field, including 2-2 from three, in just 15 minutes of action.
- Myles Carter was named WAC Player of the Week for the week of Nov. 5-11. The Chicago native averaged 18.0 points on 62.9 percent shooting, 8.7 rebounds and 2.3 blocks over three games as Seattle U opened the season 2-1.
- Seattle U is 1-2 in three games against Pac-12 opponents so far this season. The Redhawks dropped a 96-74 decision at Stanford on Nov. 6, then earned a big 78-69 win over Washington State on Nov. 14. They would drop a 70-62 final at Washington on Dec. 9. The Redhawks have one remaining Pac-12 opponent on the slate when they travel to face California in Berkeley, Calif., on Dec. 29.
- The 78-69 win over WSU on Nov. 14 marked the first win against a Pac-12 member since Mar. 23, 2015 when the Redhawks defeated Colorado, 72-65, at the Redhawk Center in the second round of the CBI.
- Southern Utah represented the second opponent this season that assistant coach Nick Robinson has ties to. The Stanford grad served as the head coach of the Thunderbirds from 2012-16.

PRESEASON HONORS

Redshirt junior Matej Kavaz, a Ljubljana, Slovenia native, who has been named a preseason All-WAC First Team selection by both the league's nine head coaches and the WAC media. The 6-8 guard was the Redhawks' leading scorer in 2017-18, averaging 15.2 points per game. He also averaged 5.1 rebounds and 1.2 assists, led the team in scoring 11 times and scored 20 points or more nine times. Kavaz led the WAC with 91 three-pointers and finished the year ranked eighth in the nation, hitting 46.4 percent from beyond the arc. Kavaz was named the WAC Freshman of the Year in 2016-17.

GET YOUR 2018-19 TICKETS!

Single-game tickets for the Redhawks' remaining home slate are also still available. For more information and to reserve your seats today, contact the SU Athletics Ticket office at 206-398-4678 or visit goseattleu.com/tix.

HOME HEAVY 2018-19 SLATE

The Redhawks play a 19-game home schedule in 2018-19, and host 22 total contests as the schedule includes a three-team, six-game tournament. The Redhawk Center, located on the Seattle U campus, will serve as the primary venue for the 2018-19 season due to the renovation and shutdown of KeyArena, scheduled to take place in 2019 and 2020. Seattle U is excited to partner with the Oak View Group and return to the newly-renovated \$700 million Seattle Center Arena in 2020-21.

"Bringing games back on campus in recent years has reinvigorated the campus community," said Head Coach Jim Hayford. "An engaged campus and excited student body creates a rowdy home-court atmosphere. We are also look forward to returning to a world-class arena in the heart of Seattle as soon as it's completed."

This season, Seattle U will also take advantage of the unique opportunity to engage the greater South Sound community during Veteran's Day weekend and Nov. 14 with two key dates at the access ShoWare Center in Kent, Wash.

BACK ON CAMPUS

Seattle U has compiled a 228-145 (.611) record in North Court, including a 15-game winning streak that began Nov. 5, 2008 with a perfect 10-0 mark during the 2008-09 season. In 2017-18, the Redhawks went

9-1 at the Redhawk Center and so far in 2018-19, the Redhawks are 7-1.

WAC PRESEASON POLLS

In a vote of the Western Athletic Conference men's basketball head coaches, the Redhawks were picked to finish third during the 2018-19 season. The Redhawks earned 45 points and edged out fourth-place pick, Utah Valley, who earned 43 points in the coaches voting. Reigning WAC champion New Mexico State is the 2018-19 preseason favorite, earning 63 points and seven first-place votes. Grand Canyon followed with 58 points and two first-place votes.

In the simultaneously released WAC media poll, Seattle U was selected to finish fourth (150 points) behind preseason media favorite New Mexico State (214 points), Grand Canyon (180 points) and Utah Valley (162 points).

YEAR ONE UNDER HEAD COACH JIM HAYFORD

The 2017-18 Redhawks finished 20-14 overall, 16-3 on their home court and 8-6 in Western Athletic Conference play. The win total marked a program high since returning to Division I in 2008-09, and marked the first 20-win DI season since 1963-64 when Seattle U finished 22-6. The 16 home victories was also a modern-day DI record, while the eight WAC wins was the most since joining the league in 2012-13. The fourth-place finish ties the best finish during the Redhawks six years competing in the WAC.

The season culminated in the program's third national postseason tournament appearance in the past four seasons — a berth in the Collegiate Basketball Invitational (CBI).

Hayford's up-tempo style of play saw the Redhawks set numerous modern-day DI program records including total points (2,589), field goals (881), field goal percentage (44.6), three-point field goals (312), free-throw percentage (73.8), rebounds (1,298) and blocks (123). The team would finish ranked in the top three in the WAC in scoring (2nd, 76.1 ppg), free-throw percentage (3rd, 73.8), field goal percentage (3rd, 44.6), field goal percentage defense (3rd, 40.7), three-point field goal percentage (2nd, 37.0), rebounding offense (3rd, 8.2 rpg), blocks (3rd, 123), three pointers (1st, 312).

Three Redhawks earned postseason honors from the WAC, including Aaron Menzies (Second Team



All-WAC, All-Defensive Team), Matej Kavas (Second Team All-WAC) and Jordan Hill (All-Newcomer Team).

Menzies would set an all-time program record with 79 blocks and a modern-day DI record with 302 rebounds.

HAYFORD EARNS CONTRACT EXTENSION

Head Coach Jim Hayford received a contract extension through 2023, Director of Athletics Shaney Fink announced Sept. 12, 2018.

"Coach Hayford has proven to be the right leader for our program as he propelled the team forward in his first year, leading us to the most successful season in recent history," said Fink. "We are excited to announce the extension of his contract and look forward to the continued development of the program under his guidance."

In his first season at the helm of the program, Hayford revitalized the Redhawks on the court, in the classroom and in the community.

The 2017-18 Redhawks finished 20-14 overall, 16-3 on their home court and 8-6 in Western Athletic Conference play. The win total marked a program high since returning to Division I in 2008-09, and marked the first 20-win DI season since 1963-64 when Seattle U finished 22-6. The 16 home victories was also a modern-day DI record, while the eight WAC wins was the most since joining the league in 2012-13.

"I believe in the vision that the Seattle University leadership has for our men's basketball program," Hayford said. "And I am grateful for their belief in the leadership of my staff and I as we continue to pursue the lofty goals we share for Seattle U basketball."

The Redhawks achieved a team cumulative GPA of 3.012 for the 2017-18 academic year, earning them a Team Academic Excellence Award by the National Association of Basketball Coaches (NABC). Five players concluded the year with a 3.2 cumulative GPA or higher while four Redhawks – Mattia Da Campo, Morgan Means, Matej Kavas and Jake Spurgeon – were also named to the 2017-18 Winter All-Western Athletic Conference Academic Team.

The squad also spent ample time engaging in the local community, including multiple volunteer activities at Bailey Gatzert Elementary School.

@seattleumbb • #TogetherWeSoar

ALUM RETURNS TO COACHING STAFF

Sam Kirby has returned to his alma mater, joining the Redhawks' coaching staff as an assistant coach. Kirby was a member of the Seattle U squad for the 2005-06 and 2006-07 seasons, the latter year resulting in a 20-9 overall record, a Great Northwest Athletic Conference title and the program's first NCAA Division II Tournament berth in 38 years.

"Having an alum of Seattle U on our staff is a tremendous asset and we're happy to welcome Sam back to campus," said Hayford. "Sam is recognized as one of the up-and-coming assistant coaches on the West Coast and we're excited that he chose to return to Seattle U."

Kirby returns to the Redhawk program following seven seasons of serving as an assistant coach at Cal Poly under Joe Callero, who also served as the head coach at Seattle U from 2001-09. Kirby was involved in floor coaching, game planning and scouting, while also serving as the program's recruiting coordinator during his final three years.

A Sacramento native, Kirby served as a student assistant coach at Seattle U during the 2007-08 campaign while completing a bachelor's degree in liberal studies with a minor in psychology.



Jim Hayford was named Seattle University's men's basketball head coach on Wednesday, Mar. 28, 2017. In his first season at Seattle U, he led the Redhawks to their most successful season in the school's modern-day Division I era.

Inheriting a program that went 13-17 in 2016-17, Hayford led the 2017-18 Redhawks to finish 20-14 overall, 16-3 on their home court and 8-6 in Western Athletic Conference play. The win total marked a program high since returning to Division I in 2008-09, and marked the first 20-win DI season since 1963-64 when Seattle U finished 22-6. The 16 home victories was also a modern-day DI record, while the eight WAC wins was the most since joining the league in 2012-13. The fourth-place finish ties the best finish during the Redhawks six years com-

peting in the WAC. The season culminated in Hayford's 10th national postseason appearance as a head coach as the Redhawks earned a berth in the Collegiate Basketball Invitational (CBI).

Hayford's up-tempo style of play saw the Redhawks set numerous modern-day DI program records including total points (2,589), field goals (881), field goal percentage (44.6), three-point field goals (312), free-throw percentage (73.8), rebounds (1,298) and blocks (123). Three Redhawks earned postseason honors from the WAC, including junior center Aaron Menzies (Second Team All-WAC, All-Defensive Team), sophomore guard Matej Kavaz (Second Team All-WAC) and graduate guard Jordan Hill (All-Newcomer Team). Menzies would set an all-time program record with 79 blocks and a modern-day DI record with 302 rebounds.

Hayford has 19 total seasons as a head coach, amassing an overall record of 380-189 (.668). Prior to Seattle U, he had stints at EWU, Whitworth (NCAA DIII) and Sioux Falls (NAIA). He has coached in 10 national postseason tournaments, including six (2003, 2007, 2008, 2009, 2010, 2011) at NCAA Division III Whitworth, three at EWU (2015, 2016, 2017) and one at Seattle U (2018).

In 2016-17, Hayford completed his sixth season as the head coach at EWU, leading the Eagles to a 22-12 overall record and a 13-5 mark in Big Sky Conference play. In six seasons with Hayford at the helm, the Eagles went to the NCAA Tournament (2015), the CBI Tournament (2016, 2017), earned a Big Sky regular season co-championship (2015) and won the Big Sky Tournament title (2015). Under Hayford, the Eagles had one Big Sky Conference Player of the Year (Jacob Wiles, 2017), two Big Sky Freshmen of the Year, 12 All-Big Sky selections, seven National Association of Basketball (NABC) All-District selections, two Associated Press honorable mention All-Americans and one NBA Draft pick (Tyler Harvey, 2015).

The building process at EWU hit its stride in 2014-15 when Hayford led the Eagles to a 26-9 mark, including a 14-4 Big Sky record. EWU went on to win the Big Sky Conference Tournament and earn a bid to the NCAA Tournament – the first postseason appearance for the program since 2003-04. The team featured Tyler Harvey, who was the nation's leader in scoring (23.1 ppg) and three-pointers made per game (4.0), and went on to be the program's third all-time NBA Draft pick. For his efforts, Hayford was named Big Sky Co-Coach of the Year.

Before taking over at Eastern Washington in March of 2011, Hayford spent 10 seasons building Whitworth University in Spokane, Wash., into a NCAA Division III powerhouse. In his tenure at the helm of the Pirates, Hayford had a record of 217-57 and a winning percentage of .792. He was the Northwest Conference Coach of the Year five times, and twice was honored by the NABC as the West Region Coach of the Year.

Taking over a program that went 25-24 in the two seasons prior (1999-01), Hayford coached the Pirates to eight 20-win seasons, six appearances in the NCAA Division III Tournament (including the last five seasons in a row), five Northwest Conference titles, three NCAA DIII Sweet 16 appearances (2008, 2010, 2011) and one Elite Eight appearance (2011). At the time he left Whitworth, his career winning percentage ranked among the top 10 among all active NCAA Division III coaches.

Prior to Whitworth, Hayford was head coach at the University of Sioux Falls (S.D.), where he compiled a 37-27 record in two seasons. During his inaugural season (1999-2000), he led the Cougars to their first conference playoff appearance in five years. Hayford's Cougars finished the 2000-01 season at 22-12, setting a school record for wins in a season. Prior to Hayford's arrival, USF was 9-17 in 1998-99.

Hayford served as the top assistant coach at Azusa Pacific University (Calif.) from 1990-99, including eight seasons under Bill Odell. APU won seven consecutive Golden State Athletic Conference titles during that time and advanced to the NAIA Division I Final Four in each of his final two seasons there.

Hayford earned his bachelor's degree in social science from Azusa Pacific in 1989. He earned a master's degree in education from Claremont Graduate School in 1991. Hayford and his wife, Robin, have two adult children, daughter, Jayme, and son, Joseph.

COACH HAYFORD'S YEAR-BY-YEAR RESULTS

YEAR	SCHOOL	OVERALL	PCT	CONFERENCE
1999-00	Sioux Falls	15-15	.500	
2000-01	Sioux Falls	22-12	.647	
Totals at Sioux Falls	(2 seasons)	37-27	.578	
2001-02	Whitworth	20-7	.741	12-4/2nd
2002-03 \$	Whitworth	23-4	.851	13-3/1st
2003-04	Whitworth	19-6	.760	12-4/2nd
2004-05	Whitworth	13-11	.542	9-7/4th
2005-06	Whitworth	20-7	.741	13-3/2nd
2006-07 \$	Whitworth	24-4	.857	13-3/1st
2007-08 \$	Whitworth	21-7	.750	12-4/1st
2008-09 \$	Whitworth	23-6	.793	12-4/2nd
2009-10 \$	Whitworth	26-3	.897	16-0/1st
2010-11 \$	Whitworth	28-2	.933	15-1/1st
Totals at Whitworth	(10 seasons)	217-57	.792	
2011-12	Eastern Washington	15-17	.469	8-8/4th
2012-13	Eastern Washington	10-21	.323	7-13/8th
2013-14	Eastern Washington	15-16	.484	10-10/T6th
2014-15 #	Eastern Washington	26-9	.743	14-4/T1st
2015-16 !	Eastern Washington	18-16	.529	10-8/T5th
2016-17 !	Eastern Washington	22-12	.647	13-5/2nd
Totals at EWU	(6 seasons)	106-91	.538	
2017-18 !	Seattle University	20-14	.588	8-6/4th
Totals at SU	(1 season)	20-14	.588	
Total as Head Coach	(19 seasons)	380-189	.668	

\$ - NCAA Division III participant

- NCAA DI Tournament participant, Big Sky Conference Tournament Champions & regular-season co-champions

! - College Basketball Invitational (CBI) Tournament participant



THE LAST TIME SEATTLE UNIVERSITY...

Won at home.....	12/6/18 vs. Omaha, 90-71
Lost at home.....	11/18/18 vs. Southern Utah, 70-73
Won on the road.....	12/17/18 at Portland, 67-56
Lost on the road.....	12/9/18 at Washington, 62-70
Won at a neutral site.....	3/8/18 vs. UTRGV (77-60 (Las Vegas)
Lost at a neutral site.....	3/9/18 vs. New Mexico State, 79-84 (Las Vegas)
Won five+ consecutive games.....	six in 2018 (11/23/18-12/6/18)
Won 10+ consecutive games.....	10 in 2008-09 (1/13/09 - 2/27/09)
Won 20+ consecutive games.....	26 in 1953-54
Lost five+ consecutive games.....	6 in 2012-13 (2/2/13 - 2/28/13)
Scored less than 50 points.....	3/3/18 at Utah Valley, 47-73
Scored 80-89 points.....	12/1/18 vs. EWU, 88-68
Scored 90-99 points.....	12/6/18 vs. Omaha, 90-71
Scored 100+ points.....	11/28/17 vs. Northwest, 107-72
Won an overtime game.....	2/17/18 vs. New Mexico State, 73-68
Lost an overtime game.....	3/3/18 vs. Central Arkansas, 92-90 (ot)
Defeated a nationally-ranked team.....	1/12/74 vs. #16 UNLV, 82-64
Lost to a nationally-ranked team.....	12/21/11 vs. #24 Virginia, 83-77
Hosted a nationally-ranked team.....	12/21/11 vs. #24 Virginia (L, 77-83)
Shot under 30% FG.....	11/16/16 at Notre Dame, 29.1% (16-55)
Shot 30-39.9% FG.....	12/9/18 at Washington, 35.0% (21-60)
Shot 40-49.9% FG.....	12/17/18 at Portland, 43.1% (22-51)
Shot 50-59.9% FG.....	12/6/18 vs. Omaha, 54.4% (31-57)
Shot 60+% FG.....	2/15/18 vs. UTRGV, 60.8% (31-52)
Had 50+ rebounds.....	11/12/17 vs. Puget Sound, 61
Made 10+ 3-Pointers.....	12/6/18 vs. Omaha, 11

THE LAST TIME A SEATTLE U PLAYER...

Scored 25-29 points.....	12/6/18, Matej Kavas vs. Omaha, 26
.....	12/6/18, Delante Jones vs. Omaha, 26
Scored 30-39 points.....	12/4/17, Aaron Menzies vs. Pacific Lutheran, 32
Scored 40-59 points.....	11/28/09, Charles Garcia vs. Wofford, 41
Scored 60+ points.....	1/30/58, Elgin Baylor vs. Portland, 60
Made 10+ field goals.....	12/1/18, Myles Carter vs. EWU, 10
Made 5+ 3-pointers.....	12/6/18, Matej Kavas vs. Omaha, 6
Had 10-15 rebounds.....	12/17/18, Myles Carter at Portland, 12
.....	12/17/18, Terrell Brown at Portland, 11
Had 16-19 rebounds.....	1/6/18, Aaron Menzies vs. Chicago State, 19
Had 20+ rebounds.....	2/15/97, Roger Hammond at Northwest College, 24
Had a double-double.....	12/6/18, Terrell Brown vs. Omaha (12p, 11r)
Led team in pts. & rbs.....	12/1/18, Myles Carter (23p, 8r)
Shot 100% FG (min. 5).....	12/19/16, Morgan Means vs. Southern Utah (5-5)
Shot 100% FT (min. 10).....	12/30/17, Richaud Gittens vs. UC Riverside (10-10)
Had 10+ assists.....	11/23/18, Terrell Brown vs. Denver, 10
Had 5+ steals.....	12/1/18, Morgan Means vs. EWU, 5
Had 5+ blocks.....	11/28/18, Myles Carter vs. Northwest, 7

STATISTICAL NOTEABLES

30-plus Points

20-plus Points

26.....	Morgan Means vs. Denver, 11/23/18
26.....	Terrell Brown vs. Northwest, 11/28/18
26.....	Matej Kavas vs. Omaha, 12/6/18
26.....	Delante Jones vs. Omaha, 12/6/18
25.....	Myles Carter vs. Bryant, 11/11/18
23.....	Myles Carter vs. Puget Sound, 11/8/18
23.....	Morgan Means vs. Northwest, 11/28/18
23.....	Myles Carter vs. EWU, 12/1/18
22.....	Matej Kavas vs. Longwood, 11/25/18
21.....	Morgan Means vs. Bryant, 11/11/18
21.....	Terrell Brown vs. Washington State, 11/14/18
21.....	Morgan Means at Washington, 12/9/18
20.....	Matej Kavas vs. Fairfield, 11/24/18

15-plus Rebounds

5-plus Assists

10.....	Terrell Brown vs. Denver, 11/23/18
9.....	Terrell Brown vs. Southern Utah, 11/18/18
9.....	Terrell Brown vs. EWU, 12/1/18
9.....	Terrell Brown at Washington, 12/9/18
7.....	Mogan Means vs. Puget Sound, 11/8/18
7.....	Morgan Means vs. EWU, 12/1/18
6.....	Terrell Brown vs. Northwest, 11/28/18
5.....	Terrell Brown vs. Fairfield, 11/24/18
5.....	Terrell Brown vs. Longwood, 11/25/18
5.....	Morgan Means vs. Northwest, 11/28/18
5.....	Morgan Means vs. Omaha, 12/6/18
5.....	Terrell Brown vs. Omaha, 12/6/18

5-plus Steals

5.....	Morgan Means vs. EWU, 12/1/18
--------	-------------------------------

5-plus Blocks

7.....	Myles Carter vs. Northwest, 11/28/18
--------	--------------------------------------

DOUBLE-DOUBLES


Myles Carter (23p, 12r).....	vs. Puget Sound, 11/8/18
Myles Carter (25p, 11r).....	vs. Bryant, 11/11/18
Terrell Brown (11p, 10a).....	vs. Denver, 11/23/18
Myles Carter (14p, 12r).....	vs. Longwood, 11/25/18
Matej Kavas (22p, 13r).....	vs. Longwood, 11/25/18
Terrell Brown (26p, 14r).....	vs. Northwest, 11/28/18
Myles Carter (12p, 14r).....	vs. Northwest, 11/28/18
Terrell Brown (12p, 11r).....	vs. Omaha, 12/6/18
Myles Carter (11p, 12r).....	at Portland, 12/17/18
Terrell Brown (17p, 11r).....	at Portland, 12/17/18




SPEED CHART



MYLES CARTER
6-9 • 230 • F • R-JR




IAN BURKE
6-5 • 180 • G • FR



MATEJ KAVAS
6-8 • 200 • G • R-JR



AARON NETTLES
5-11 • 175 • G • SO




RIP ECONOMOU
6-8 • 180 • G • FR



MATTIA DA CAMPO
6-5 • 210 • G • JR



MORGAN MEANS
6-3 • 175 • G • JR



MATT VAIL
6-5 • 190 • F • FR



TREY HOPKINS
6-4 • 163 • G • FR



TERRELL BROWN
6-1 • 175 • G • R-SO



DELANTE JONES
6-5 • 195 • G • R-JR



ANAND HUNDAL
6-10 • 230 • F • JR




RILEY GRIGSBY
6-6 • 220 • G/F • FR




JOE WALL
6-7 • 215 • F • FR



JIM HAYFORD
HEAD COACH



CHRIS VICTOR
ASSOCIATE HEAD COACH



NICK ROBINSON
ASSISTANT COACH



SAM KIRBY
ASSISTANT COACH



MIKE ODLAND
DIRECTOR OF OPS



PATRICK MULLIGAN
DIRECTOR OF PLAYER DEV



Seattle University Basketball
Seattle U Combined Team Statistics (as of Dec 17, 2018)
All games

RECORD:	OVERALL	HOME	AWAY	NEUTRAL
ALL GAMES	10-3	9-1	1-2	0-0
CONFERENCE	0-0	0-0	0-0	0-0
NON-CONFERENCE	10-3	9-1	1-2	0-0

#	Player	gp-gs	min	avg	Total	3-Point	F-Throw	Rebounds		pf	dq	a	to	blk	stl	pts	avg
					fg-fga	fg%	3fg-fga	3fg%	ft-fa	ft%	off	def	tot	avg			
13	Means, Morgan	13-13	454	34.9	65-146	.445	30-67	.448	48-58	.828	10	53	63	4.8	42	3	47
05	Kavas, Matej	13-13	433	33.3	61-142	.430	32-77	.416	36-44	.818	11	73	84	6.5	26	0	10
01	Carter, Myles	13-13	347	26.7	72-124	.581	1-2	.500	35-67	.522	33	73	106	8.2	48	2	10
24	Jones, Delante	12-12	368	30.7	56-135	.415	18-56	.321	15-22	.682	13	30	43	3.6	21	0	17
23	Brown, Terrell	13-9	399	30.7	54-113	.478	1-6	.167	35-55	.636	21	74	95	7.3	36	1	72
10	Nettles, Aaron	13-2	192	14.8	20-37	.541	16-31	.516	4-6	.667	0	11	11	0.8	22	0	6
35	Grigsby, Riley	13-3	183	14.1	18-37	.486	0-7	.000	11-17	.647	8	23	31	2.4	33	0	4
00	McDowell, Dashawn	3-0	34	11.3	4-10	.400	0-0	.000	0-2	.000	2	4	6	2.0	4	0	2
25	Hundal, Anand	9-0	43	4.8	9-13	.692	3-6	.500	0-1	.000	7	9	16	1.8	10	0	0
15	Hopkins, Trey	10-0	55	5.5	9-17	.529	2-7	.286	1-3	.333	4	6	10	1.0	2	0	1
11	Economou, Rip	6-0	22	3.7	2-9	.222	1-7	.143	1-2	.500	2	2	4	0.7	4	0	0
12	Da Campo, Mattia	11-0	32	2.9	3-5	.600	1-1	1.000	3-4	.750	3	4	7	0.6	0	0	1
02	Burke, Ian	6-0	22	3.7	0-2	.000	0-1	.000	5-8	.625	2	3	5	0.8	2	0	0
41	Wall, Joe	5-0	7	1.4	1-3	.333	1-3	.333	0-0	.000	0	0	0	0.0	1	0	0
14	Vail, Matt	6-0	7	1.2	0-0	.000	0-0	.000	0-0	.000	0	0	0	0.0	0	0	1
Team											7	9	16				4
Total.....		13	2598		374-793	.472	106-271	.391	194-289	.671	123	374	497	38.2	251	6	171
Opponents.....		13	2599		303-780	.388	92-275	.335	196-268	.731	119	317	436	33.5	274	-	116

TEAM STATISTICS	SU	OPP
SCORING	1048	894
Points per game	80.6	68.8
Scoring margin	+11.8	-
FIELD GOALS-ATT	374-793	303-780
Field goal pct	.472	.388
3 POINT FG-ATT	106-271	92-275
3-point FG pct	.391	.335
3-pt FG made per game	8.2	7.1
FREE THROWS-ATT	194-289	196-268
Free throw pct	.671	.731
F-Throws made per game	14.9	15.1
REBOUNDS	497	436
Rebounds per game	38.2	33.5
Rebounding margin	+4.7	-
ASSISTS	171	116
Assists per game	13.2	8.9
TURNOVERS	155	166
Turnovers per game	11.9	12.8
Turnover margin	+0.8	-
Assist/turnover ratio	1.1	0.7
STEALS	65	70
Steals per game	5.0	5.4
BLOCKS	60	41
Blocks per game	4.6	3.2
ATTENDANCE	10352	11606
Home games-Avg/Game	10-1035	3-3869
Neutral site-Avg/Game	-	0-0

Date	Opponent		Score	Att.
11/06/18	at Stanford	L	74-96	3365
11/08/18	PUGET SOUND	w	95-67	999
11/11/18	BRYANT	w	82-59	1236
11/14/18	WASHINGTON ST.	w	78-69	1977
11/18/18	SOUTHERN UTAH	L	70-73	999
@ 11/23/18	DENVER	w	82-63	883
@ 11/24/18	FAIRFIELD	w	83-80	809
@ 11/25/18	LONGWOOD	w	70-50	753
@ 11/28/18	NORTHWEST (WA)	w	107-72	824
12/01/18	EASTERN WASH.	w	88-68	999
12/06/18	OMAHA	w	90-71	873
12/09/18	at Washington	L	62-70	6688
12/17/18	at Portland	w	67-56	1553

@ - Elgin Baylor Classic (Seattle, WA)
 * = WAC game

Score by Periods	1st	2nd	Totals
Seattle U	492	556	1048
Opponents	392	502	894



Seattle University Basketball
Seattle U Season Schedule/Results & Leaders (as of Dec 18, 2018)
All games

RECORD:	OVERALL	HOME	AWAY	NEUTRAL
ALL GAMES	10-3	9-1	1-2	0-0
CONFERENCE	0-0	0-0	0-0	0-0
NON-CONFERENCE	10-3	9-1	1-2	0-0

Date	Opponent	Score	Att.	High Points	High Rebounds
11/06/18	at Stanford	74-96 L	3365	(16)Brown, Terrell	(6)Brown, Terrell
11/08/18	PUGET SOUND	w 95-67	999	(23)Carter, Myles	(12)Carter, Myles
11/11/18	BRYANT	w 82-59	1236	(25)Carter, Myles	(11)Carter, Myles
11/14/18	WASHINGTON ST.	w 78-69	1977	(21)Brown, Terrell	(8)Brown, Terrell
11/18/18	SOUTHERN UTAH	70-73 L	999	(16)Jones, Delante	(8)Carter, Myles
					(7)Brown, Terrell
					(7)Carter, Myles
					(7)Means, Morgan
11/23/18	@DENVER	w 82-63	883	(26)Means, Morgan	(11)Brown, Terrell
11/24/18	@FAIRFIELD	w 83-80	809	(20)Kavas, Matej	(9)Kavas, Matej
					(9)Means, Morgan
11/25/18	@LONGWOOD	w 70-50	753	(22)Kavas, Matej	(13)Kavas, Matej
11/28/18	@NORTHWEST (WA)	w 107-72	824	(26)Brown, Terrell	(14)Brown, Terrell
					(14)Carter, Myles
12/01/18	EASTERN WASH.	w 88-68	999	(23)Carter, Myles	(8)Carter, Myles
12/06/18	OMAHA	w 90-71	873	(26)Jones, Delante	(11)Brown, Terrell
				(26)Kavas, Matej	
12/09/18	at Washington	62-70 L	6688	(21)Means, Morgan	(7)Carter, Myles
					(7)Kavas, Matej
12/17/18	at Portland	w 67-56	1553	(17)Brown, Terrell	(12)Carter, Myles

@ - Elgin Baylor Classic (Seattle, WA)

* = WAC game

Attendance Summary	Games	Attend	Avg/Game
Home	10	10352	1035
Away	3	11606	3869
Neutral	0	0	0
Total	13	21958	1689



Seattle University Basketball
Seattle U Team Game-by-Game (as of Dec 18, 2018)
All games

TEAM STATISTICS

Opponent	Date	Score		Total		3-Pointers		Free throws		Rebounds				pf	a	t/o	blk	stl	pts	avg
				fg-fga	pct	3fg-fga	pct	ft-fa	pct	off	def	tot	avg							
at Stanford	11/06/18	74-96	L	28-64	.438	6-18	.333	12-21	.571	12	18	30	30.0	25	7	11	1	2	74	74.0
PUGET SOUND	11/08/18	95-67	W	35-63	.556	7-17	.412	18-29	.621	12	27	39	34.5	22	16	17	4	6	95	84.5
BRYANT	11/11/18	82-59	W	30-65	.462	7-22	.318	15-23	.652	13	28	41	36.7	23	10	13	3	8	82	83.7
WASHINGTON ST.	11/14/18	78-69	W	28-55	.509	5-19	.263	17-23	.739	8	32	40	37.5	22	11	17	7	6	78	82.2
SOUTHERN UTAH	11/18/18	70-73	L	28-69	.406	11-26	.423	3-8	.375	10	28	38	37.6	22	15	11	5	6	70	79.8
DENVER	11/23/18	82-63	W	29-63	.460	12-27	.444	12-18	.667	8	31	39	37.8	15	15	7	4	3	82	80.2
FAIRFIELD	11/24/18	83-80	W	24-45	.533	6-10	.600	29-43	.674	7	35	42	38.4	21	13	16	4	1	83	80.6
LONGWOOD	11/25/18	70-50	W	23-59	.390	11-31	.355	13-18	.722	10	30	40	38.6	19	17	10	5	6	70	79.2
NORTHWEST (WA)	11/28/18	107-72	W	40-75	.533	10-24	.417	17-20	.850	12	34	46	39.4	12	14	9	10	6	107	82.3
EASTERN WASH.	12/01/18	88-68	W	35-67	.522	9-22	.409	9-17	.529	6	28	34	38.9	16	19	5	2	10	88	82.9
OMAHA	12/06/18	90-71	W	31-57	.544	11-25	.440	17-23	.739	5	31	36	38.6	18	14	12	9	1	90	83.5
at Washington	12/09/18	62-70	L	21-60	.350	6-16	.375	14-19	.737	10	19	29	37.8	17	16	11	2	7	62	81.8
at Portland	12/17/18	67-56	W	22-51	.431	5-14	.357	18-27	.667	10	33	43	38.2	19	4	16	4	3	67	80.6
Seattle U		1048		374-793	.472	106-271	.391	194-289	.671	123	374	497	38.2	251	171	155	60	65	1048	80.6
Opponents		894		303-780	.388	92-275	.335	196-268	.731	119	317	436	33.5	274	116	166	41	70	894	68.8

Games played: 13
Points/game: 80.6
FG Pct: 47.2
3FG Pct: 39.1
FT Pct: 67.1

Rebounds/game: 38.2
Assists/game: 13.2
Turnovers/game: 11.9
Assist/turnover ratio: 1.1
Steals/game: 5.0
Blocks/game: 4.6



Seattle University Basketball
Seattle U Points-Rebounds-Assists (as of Dec 18, 2018)
All games

				00	01	02	05	10	11	12
Opponent	Date	Score		MCDOWELL,D	CARTER,MYL	BURKE,IAN	KAVAS,MATE	NETTLES,AA	ECONOMOU,R	DA CAMPO,M
at Stanford	11/06/18	74-96	L	4-3-0	6-3-0	1-1-0	13-4-0	0-0-0	2-0-0	1-3-1
PUGET SOUND	11/08/18	95-67	w	4-2-2	23-12-1	0-1-0	13-6-1	9-1-0	4-0-0	2-0-0
BRYANT	11/11/18	82-59	w	0-1-0	25-11-2	3-1-0	5-4-1	6-1-0	0-0-0	0-1-0
WASHINGTON ST.	11/14/18	78-69	w	DNP	9-8-1	DNP	14-7-2	3-1-0	DNP	0-2-0
SOUTHERN UTAH	11/18/18	70-73	L	DNP	14-7-2	DNP	12-7-0	9-2-2	DNP	0-0-0
DENVER	11/23/18	82-63	w	DNP	9-2-1	0-0-0	15-7-0	3-0-0	0-0-0	0-0-0
FAIRFIELD	11/24/18	83-80	w	DNP	12-5-0	DNP	20-9-2	3-2-1	DNP	0-1-0
LONGWOOD	11/25/18	70-50	w	DNP	14-12-1	1-0-0	22-13-2	3-0-1	0-1-0	0-0-0
NORTHWEST (WA)	11/28/18	107-72	w	DNP	12-14-0	0-2-0	12-3-1	10-0-0	0-3-0	7-0-0
EASTERN WASH.	12/01/18	88-68	w	DNP	23-8-0	DNP	18-6-0	6-1-1	DNP	DNP
OMAHA	12/06/18	90-71	w	DNP	7-5-0	DNP	26-6-1	3-2-1	DNP	0-0-0
at Washington	12/09/18	62-70	L	DNP	15-7-2	DNP	9-7-0	0-1-0	DNP	DNP
at Portland	12/17/18	67-56	w	DNP	11-12-0	DNP	11-5-0	5-0-0	DNP	0-0-0

				13	14	15	23	24	25	35
Opponent	Date	Score		MEANS,MORG	VAIL,MATT	HOPKINS,TR	BROWN,TERR	JONES,DELA	HUNDAL,ANA	GRIGSBY,RI
at Stanford	11/06/18	74-96	L	11-1-2	0-0-0	0-0-0	16-6-4	2-1-0	13-3-0	2-1-0
PUGET SOUND	11/08/18	95-67	w	9-7-7	0-0-0	7-0-1	8-4-3	9-2-1	4-3-0	3-0-0
BRYANT	11/11/18	82-59	w	21-8-3	0-0-0	0-1-0	12-3-3	8-7-0	2-1-0	0-2-1
WASHINGTON ST.	11/14/18	78-69	w	11-3-2	DNP	0-1-0	21-8-3	15-5-2	0-0-0	5-4-1
SOUTHERN UTAH	11/18/18	70-73	L	14-7-2	DNP	DNP	5-7-9	16-1-0	0-1-0	0-1-0
DENVER	11/23/18	82-63	w	26-3-2	0-0-0	2-1-0	8-11-10	11-4-2	2-5-0	6-5-0
FAIRFIELD	11/24/18	83-80	w	16-9-2	DNP	0-1-0	8-5-5	17-3-3	0-1-0	7-6-0
LONGWOOD	11/25/18	70-50	w	19-5-4	0-0-0	0-2-0	2-2-5	7-2-4	0-2-0	2-1-0
NORTHWEST (WA)	11/28/18	107-72	w	23-2-5	0-0-1	12-3-0	26-14-6	DNP	0-0-0	5-5-1
EASTERN WASH.	12/01/18	88-68	w	16-5-7	DNP	DNP	4-7-9	19-6-2	DNP	2-1-0
OMAHA	12/06/18	90-71	w	5-5-5	DNP	0-1-0	12-11-5	26-2-2	DNP	11-4-0
at Washington	12/09/18	62-70	L	21-2-3	DNP	DNP	5-6-9	10-4-1	DNP	2-0-1
at Portland	12/17/18	67-56	w	16-6-3	DNP	0-0-0	17-11-1	5-6-0	DNP	2-1-0



#01 Carter, Myles

Opponent	Date	gs	min	Total		3-Pointers		Free throws		Rebounds				pf	a	t/o	blk	stl	pts	avg
				fg-fga	pct	3fg-fga	pct	ft-fa	pct	off	def	tot	avg							
at Stanford	11/06/18	*	18	2-5	.400	0-1	.000	2-5	.400	1	2	3	3.0	5	0	2	1	0	6	6.0
PUGET SOUND	11/08/18	*	22	10-13	.769	0-0	.000	3-6	.500	5	7	12	7.5	4	1	8	3	0	23	14.5
BRYANT	11/11/18	*	33	10-17	.588	1-1	1.000	4-6	.667	6	5	11	8.7	4	2	3	3	0	25	18.0
WASHINGTON ST.	11/14/18	*	30	4-5	.800	0-0	.000	1-2	.500	1	7	8	8.5	3	1	2	4	0	9	15.8
SOUTHERN UTAH	11/18/18	*	25	7-10	.700	0-0	.000	0-5	.000	2	5	7	8.2	3	2	1	3	0	14	15.4
DENVER	11/23/18	*	19	4-6	.667	0-0	.000	1-2	.500	0	2	2	7.2	4	1	2	2	0	9	14.3
FAIRFIELD	11/24/18	*	25	4-5	.800	0-0	.000	4-7	.571	0	5	5	6.9	5	0	4	4	0	12	14.0
LONGWOOD	11/25/18	*	34	4-9	.444	0-0	.000	6-8	.750	2	10	12	7.5	4	1	2	4	1	14	14.0
NORTHWEST (WA)	11/28/18	*	35	5-13	.385	0-0	.000	2-2	1.000	4	10	14	8.2	3	0	0	7	0	12	13.8
EASTERN WASH.	12/01/18	*	30	10-15	.667	0-0	.000	3-9	.333	2	6	8	8.2	2	0	1	1	0	23	14.7
OMAHA	12/06/18	*	15	3-6	.500	0-0	.000	1-2	.500	2	3	5	7.9	3	0	4	2	0	7	14.0
at Washington	12/09/18	*	31	6-15	.400	0-0	.000	3-6	.500	4	3	7	7.8	4	2	2	0	1	15	14.1
at Portland	12/17/18	*	30	3-5	.600	0-0	.000	5-7	.714	4	8	12	8.2	4	0	1	2	2	11	13.8
Totals		13	347	72-124	.581	1-2	.500	35-67	.522	33	73	106	8.2	48	10	32	36	4	180	13.8

Games played: 13
 Minutes/game: 26.7
 Points/game: 13.8
 FG Pct: 58.1
 3FG Pct: 50.0
 FT Pct: 52.2

Rebounds/game: 8.2
 Assists/game: 0.8
 Turnovers/game: 2.5
 Assist/turnover ratio: 0.3
 Steals/game: 0.3
 Blocks/game: 2.8

CAREER STATS

Year	GP-GS	Min/Avg	Total		3-Point		FT-FTA	Pct	Off-Def	Tot	Avg	PF-FO	Ast	TO	Blk	Stl	Pts/Avg
			FG-FGA	Pct	FG-FGA	Pct											
2015-16*	9-0	32/3.6	2-2	1.000	0-0	.000	1-4	.250	3-3	6	0.7	5-0	1	3	1	0	5/0.6
2016-17*	5-0	33/6.6	2-7	.286	0-0	.000	0-1	.000	2-5	7	1.4	17-0	8	13	0	11	4/0.8
2018-19	13-13	347/26.7	72-124	.581	1-2	.500	35-67	.522	33-73	106	8.2	48-2	10	32	36	4	180/13.8
TOTAL	13-13	347/26.7	72-124	.581	1-2	.500	35-67	.522	33-73	106	8.2	48-2	10	32	36	4	180/13.8
All*	27-13	412/15.3	76-133	.571	1-2	.500	36-72	.500	38-81	119	4.4	70-2	19	48	37	15	189/7.0

* Statistics from prior team/school

SINGLE-GAME HIGHS

Points: 25, Bryant -- 11/11/18
 Rebounds: 14, Northwest (WA) -- 11/28/18
 Assists: 2, Bryant -- 11/11/18 ; Southern Utah -- 11/18/18 ; at Washington -- 12/09/18
 Steals: 2, at Portland -- 12/17/18
 Blocks: 7, Northwest (WA) -- 11/28/18
 FG made: 10, Puget Sound -- 11/08/18 ; Bryant -- 11/11/18 ; Eastern Wash. -- 12/01/18
 FG attempts: 17, Bryant -- 11/11/18
 3FG made: 1, Bryant -- 11/11/18
 3FG attempts: 1, at Stanford -- 11/06/18 ; Bryant -- 11/11/18
 FT made: 6, Longwood -- 11/25/18
 FT attempts: 9, Eastern Wash. -- 12/01/18



#02 Burke, Ian

Opponent	Date	gs	min	Total		3-Pointers		Free throws		Rebounds				pf	a	t/o	blk	stl	pts	avg
				fg-fga	pct	3fg-fga	pct	ft-fga	pct	off	def	tot	avg							
at Stanford	11/06/18		3	0-0	.000	0-0	.000	1-2	.500	1	0	1	1.0	0	0	0	0	0	1	1.0
PUGET SOUND	11/08/18		6	0-1	.000	0-0	.000	0-0	.000	1	0	1	1.0	0	0	0	0	0	0	0.5
BRYANT	11/11/18		4	0-0	.000	0-0	.000	3-4	.750	0	1	1	1.0	2	0	2	0	1	3	1.3
DENVER	11/23/18		2	0-1	.000	0-1	.000	0-0	.000	0	0	0	0.8	0	0	0	0	0	0	1.0
LONGWOOD	11/25/18		2	0-0	.000	0-0	.000	1-2	.500	0	0	0	0.6	0	0	0	0	0	1	1.0
NORTHWEST (WA)	11/28/18		5	0-0	.000	0-0	.000	0-0	.000	0	2	2	0.8	0	0	0	0	1	0	0.8
Totals		0	22	0-2	.000	0-1	.000	5-8	.625	2	3	5	0.8	2	0	2	0	2	5	0.8

Games played: 6
 Minutes/game: 3.7
 Points/game: 0.8
 FG Pct: 0.0
 3FG Pct: 0.0
 FT Pct: 62.5

Rebounds/game: 0.8
 Turnovers/game: 0.3
 Steals/game: 0.3

CAREER STATS

Year	GP-GS	Min/Avg	Total		3-Point		FT-FTA	Pct	Off-Def	Tot	Avg	PF-FO	Ast	TO	Blk	Stl	Pts/Avg
			FG-FGA	Pct	FG-FGA	Pct											
2018-19	6-0	22/3.7	0-2	.000	0-1	.000	5-8	.625	2-3	5	0.8	2-0	0	2	0	2	5/0.8
TOTAL	6-0	22/3.7	0-2	.000	0-1	.000	5-8	.625	2-3	5	0.8	2-0	0	2	0	2	5/0.8

SINGLE-GAME HIGHS

Points: 3, Bryant -- 11/11/18
 Rebounds: 2, Northwest (WA) -- 11/28/18
 Steals: 1, Bryant -- 11/11/18 ; Northwest (WA) -- 11/28/18
 FG attempts: 1, Puget Sound -- 11/08/18 ; Denver -- 11/23/18
 3FG attempts: 1, Denver -- 11/23/18
 FT made: 3, Bryant -- 11/11/18
 FT attempts: 4, Bryant -- 11/11/18



#05 Kavas, Matej

Opponent	Date	gs	min	Total		3-Pointers		Free throws		Rebounds				pf	a	t/o	blk	stl	pts	avg	
				fg-fga	pct	3fg-fga	pct	ft-fga	pct	off	def	tot	avg								
at Stanford	11/06/18	*	34	4-7	.571	1-3	.333	4-6	.667	1	3	4	4.0	3	0	2	0	0	13	13.0	
PUGET SOUND	11/08/18	*	27	3-9	.333	1-2	.500	6-6	1.000	2	4	6	5.0	3	1	1	0	0	13	13.0	
BRYANT	11/11/18	*	28	2-9	.222	1-5	.200	0-0	.000	1	3	4	4.7	3	1	0	0	2	5	10.3	
WASHINGTON ST.	11/14/18	*	37	6-14	.429	2-8	.250	0-0	.000	1	6	7	5.3	2	2	1	0	0	14	11.3	
SOUTHERN UTAH	11/18/18	*	32	5-13	.385	2-7	.286	0-0	.000	1	6	7	5.6	2	0	3	0	2	12	11.4	
DENVER	11/23/18	*	31	5-13	.385	3-9	.333	2-2	1.000	1	6	7	5.8	0	0	3	0	0	15	12.0	
FAIRFIELD	11/24/18	*	39	6-11	.545	3-3	1.000	5-6	.833	1	8	9	6.3	1	2	0	0	0	20	13.1	
LONGWOOD	11/25/18	*	29	8-12	.667	4-8	.500	2-3	.667	2	11	13	7.1	3	2	0	0	0	22	14.3	
NORTHWEST (WA)	11/28/18	*	31	3-12	.250	2-8	.250	4-4	1.000	0	3	3	6.7	1	1	2	0	0	12	14.0	
EASTERN WASH.	12/01/18	*	37	7-14	.500	4-7	.571	0-0	.000	0	6	6	6.6	2	0	0	0	1	18	14.4	
OMAHA	12/06/18	*	39	7-12	.583	6-9	.667	6-6	1.000	0	6	6	6.5	1	1	2	0	0	26	15.5	
at Washington	12/09/18	*	34	1-7	.143	1-4	.250	6-7	.857	1	6	7	6.6	3	0	2	0	0	9	14.9	
at Portland	12/17/18	*	35	4-9	.444	2-4	.500	1-4	.250	0	5	5	6.5	2	0	2	1	0	11	14.6	
Totals			13	433	61-142	.430	32-77	.416	36-44	.818	11	73	84	6.5	26	10	18	1	5	190	14.6

Games played: 13
Minutes/game: 33.3
Points/game: 14.6
FG Pct: 43.0
3FG Pct: 41.6
FT Pct: 81.8

Rebounds/game: 6.5
Assists/game: 0.8
Turnovers/game: 1.4
Assist/turnover ratio: 0.6
Steals/game: 0.4
Blocks/game: 0.1

CAREER STATS

Year	GP-GS	Min/Avg	Total		3-Point		FT-FTA	Pct	Off-Def	Tot	Avg	PF-FO	Ast	TO	Blk	Stl	Pts/Avg
			FG-FGA	Pct	FG-FGA	Pct											
2016-17	27-0	549/20.3	81-185	.438	42-104	.404	29-42	.690	11-68	79	2.9	51-2	15	23	9	6	233/8.6
2017-18	33-31	1038/31.5	171-361	.474	91-196	.464	68-86	.791	38-131	169	5.1	100-1	41	67	7	13	501/15.2
2018-19	13-13	433/33.3	61-142	.430	32-77	.416	36-44	.818	11-73	84	6.5	26-0	10	18	1	5	190/14.6
TOTAL	73-44	2020/27.7	313-688	.455	165-377	.438	133-172	.773	60-272	332	4.5	177-3	66	108	17	24	924/12.7

SINGLE-GAME HIGHS

Points: 27, vs Detroit Mercy -- 11/18/17
Rebounds: 13, Longwood -- 11/25/18
Assists: 4, at Washington State -- 11/15/17
Steals: 2, 6 times
Blocks: 2, 4 times
FG made: 9, Idaho State -- 11/27/17 ; Eastern Washington -- 12/03/17
FG attempts: 18, Central Arkansas -- 03/14/18 ; Idaho State -- 11/27/17
3FG made: 7, vs Detroit Mercy -- 11/18/17
3FG attempts: 12, Central Arkansas -- 03/14/18
FT made: 7, New Mexico State -- 01/26/17
FT attempts: 9, New Mexico State -- 01/26/17



#10 Nettles, Aaron

Opponent	Date	gs	min	Total		3-Pointers		Free throws		Rebounds				pf	a	t/o	blk	stl	pts	avg
				fg-fga	pct	3fg-fga	pct	ft-fa	pct	off	def	tot	avg							
at Stanford	11/06/18		9	0-1	.000	0-1	.000	0-0	.000	0	0	0	0.0	2	0	1	0	0	0	0.0
PUGET SOUND	11/08/18	*	16	3-3	1.000	3-3	1.000	0-0	.000	0	1	1	0.5	3	0	1	0	1	9	4.5
BRYANT	11/11/18		15	2-3	.667	2-3	.667	0-0	.000	0	1	1	0.7	0	0	0	0	1	6	5.0
WASHINGTON ST.	11/14/18		9	1-1	1.000	1-1	1.000	0-0	.000	0	1	1	0.8	3	0	1	0	0	3	4.5
SOUTHERN UTAH	11/18/18		17	3-5	.600	3-5	.600	0-0	.000	0	2	2	1.0	3	2	0	0	2	9	5.4
DENVER	11/23/18		9	1-3	.333	1-1	1.000	0-0	.000	0	0	0	0.8	1	0	0	0	0	3	5.0
FAIRFIELD	11/24/18		16	1-2	.500	1-2	.500	0-0	.000	0	2	2	1.0	2	1	0	0	0	3	4.7
LONGWOOD	11/25/18		21	1-2	.500	1-2	.500	0-0	.000	0	0	0	0.9	0	1	1	0	2	3	4.5
NORTHWEST (WA)	11/28/18	*	21	4-7	.571	2-5	.400	0-0	.000	0	0	0	0.8	2	0	2	0	0	10	5.1
EASTERN WASH.	12/01/18		17	2-5	.400	1-4	.250	1-2	.500	0	1	1	0.8	1	1	0	0	2	6	5.2
OMAHA	12/06/18		19	1-3	.333	0-2	.000	1-2	.500	0	2	2	0.9	3	1	1	0	1	3	5.0
at Washington	12/09/18		8	0-0	.000	0-0	.000	0-0	.000	0	1	1	0.9	0	0	1	0	1	0	4.6
at Portland	12/17/18		15	1-2	.500	1-2	.500	2-2	1.000	0	0	0	0.8	2	0	0	0	0	5	4.6
Totals		2	192	20-37	.541	16-31	.516	4-6	.667	0	11	11	0.8	22	6	8	0	10	60	4.6

Games played: 13
Minutes/game: 14.8
Points/game: 4.6
FG Pct: 54.1
3FG Pct: 51.6
FT Pct: 66.7

Rebounds/game: 0.8
Assists/game: 0.5
Turnovers/game: 0.6
Assist/turnover ratio: 0.8
Steals/game: 0.8

CAREER STATS

Year	GP-GS	Min/Avg	Total		3-Point		FT-FTA	Pct	Off-Def	Tot	Avg	PF-FO	Ast	TO	Blk	Stl	Pts/Avg
			FG-FGA	Pct	FG-FGA	Pct											
2017-18	32-2	244/7.6	25-60	.417	20-52	.385	13-17	.765	4-17	21	0.7	21-0	9	10	0	6	83/2.6
2018-19	13-2	192/14.8	20-37	.541	16-31	.516	4-6	.667	0-11	11	0.8	22-0	6	8	0	10	60/4.6
TOTAL	45-4	436/9.7	45-97	.464	36-83	.434	17-23	.739	4-28	32	0.7	43-0	15	18	0	16	143/3.2

SINGLE-GAME HIGHS

Points: 20, Pacific Lutheran -- 12/04/17
Rebounds: 3, at Belmont -- 11/19/17 ; Pacific Lutheran -- 12/04/17 ; California -- 12/19/17
Assists: 2, vs Detroit Mercy -- 11/18/17 ; Southern Utah -- 11/18/18 ; Pacific Lutheran -- 12/04/17
Steals: 2, Southern Utah -- 11/18/18 ; Longwood -- 11/25/18 ; Eastern Wash. -- 12/01/18
FG made: 7, Pacific Lutheran -- 12/04/17
FG attempts: 14, Pacific Lutheran -- 12/04/17
3FG made: 6, Pacific Lutheran -- 12/04/17
3FG attempts: 12, Pacific Lutheran -- 12/04/17
FT made: 4, Puget Sound -- 11/12/17 ; vs Detroit Mercy -- 11/18/17
FT attempts: 4, Puget Sound -- 11/12/17 ; vs Detroit Mercy -- 11/18/17 ; at Chicago State -- 2/10/18



#11 Economou, Rip

Opponent	Date	gs	min	Total		3-Pointers		Free throws		Rebounds				pf	a	t/o	blk	stl	pts	avg
				fg-fga	pct	3fg-fga	pct	ft-fga	pct	off	def	tot	avg							
at Stanford	11/06/18		5	1-2	.500	0-1	.000	0-0	.000	0	0	0	0.0	0	0	0	0	0	2	2.0
PUGET SOUND	11/08/18		5	1-4	.250	1-4	.250	1-2	.500	0	0	0	0.0	2	0	0	0	0	4	3.0
BRYANT	11/11/18		3	0-0	.000	0-0	.000	0-0	.000	0	0	0	0.0	1	0	0	0	0	0	2.0
DENVER	11/23/18		3	0-1	.000	0-1	.000	0-0	.000	0	0	0	0.0	1	0	0	0	0	0	1.5
LONGWOOD	11/25/18		2	0-1	.000	0-1	.000	0-0	.000	0	1	1	0.2	0	0	0	0	0	0	1.2
NORTHWEST (WA)	11/28/18		4	0-1	.000	0-0	.000	0-0	.000	2	1	3	0.7	0	0	0	0	0	0	1.0
Totals		0	22	2-9	.222	1-7	.143	1-2	.500	2	2	4	0.7	4	0	0	0	0	6	1.0

Games played: 6

Rebounds/game: 0.7

Minutes/game: 3.7

Points/game: 1.0

FG Pct: 22.2

3FG Pct: 14.3

FT Pct: 50.0

CAREER STATS

Year	GP-GS	Min/Avg	Total		3-Point		FT-FTA	Pct	Rebounds				PF-FO	Ast	TO	Blk	Stl	Pts/Avg
			FG-FGA	Pct	FG-FGA	Pct			Off-Def	Tot	Avg							
2018-19	6-0	22/3.7	2-9	.222	1-7	.143	1-2	.500	2-2	4	0.7	4-0	0	0	0	0	0	6/1.0
TOTAL	6-0	22/3.7	2-9	.222	1-7	.143	1-2	.500	2-2	4	0.7	4-0	0	0	0	0	0	6/1.0

SINGLE-GAME HIGHS

Points: 4, Puget Sound -- 11/08/18

Rebounds: 3, Northwest (WA) -- 11/28/18

FG made: 1, at Stanford -- 11/06/18 ; Puget Sound -- 11/08/18

FG attempts: 4, Puget Sound -- 11/08/18

3FG made: 1, Puget Sound -- 11/08/18

3FG attempts: 4, Puget Sound -- 11/08/18

FT made: 1, Puget Sound -- 11/08/18

FT attempts: 2, Puget Sound -- 11/08/18



#12 Da Campo, Mattia

Opponent	Date	gs	min	Total		3-Pointers		Free throws		Rebounds				pf	a	t/o	blk	stl	pts	avg
				fg-fga	pct	3fg-fga	pct	ft-fita	pct	off	def	tot	avg							
at Stanford	11/06/18		4	0-0	.000	0-0	.000	1-2	.500	1	2	3	3.0	0	1	0	0	0	1	1.0
PUGET SOUND	11/08/18		5	1-1	1.000	0-0	.000	0-0	.000	0	0	0	1.5	0	0	0	0	0	2	1.5
BRYANT	11/11/18		3	0-0	.000	0-0	.000	0-0	.000	0	1	1	1.3	0	0	0	0	0	0	1.0
WASHINGTON ST.	11/14/18		2	0-0	.000	0-0	.000	0-0	.000	1	1	2	1.5	0	0	0	0	0	0	0.8
SOUTHERN UTAH	11/18/18		4	0-2	.000	0-0	.000	0-0	.000	0	0	0	1.2	0	0	1	0	0	0	0.6
DENVER	11/23/18		4	0-0	.000	0-0	.000	0-0	.000	0	0	0	1.0	0	0	1	0	0	0	0.5
FAIRFIELD	11/24/18		2	0-0	.000	0-0	.000	0-0	.000	1	0	1	1.0	0	0	0	0	0	0	0.4
LONGWOOD	11/25/18		2	0-0	.000	0-0	.000	0-0	.000	0	0	0	0.9	0	0	0	0	0	0	0.4
NORTHWEST (WA)	11/28/18		6	2-2	1.000	1-1	1.000	2-2	1.000	0	0	0	0.8	0	0	0	0	0	7	1.1
OMAHA	12/06/18		0	0-0	.000	0-0	.000	0-0	.000	0	0	0	0.7	0	0	0	0	0	0	1.0
at Portland	12/17/18		0	0-0	.000	0-0	.000	0-0	.000	0	0	0	0.6	0	0	0	0	0	0	0.9
Totals		0	32	3-5	.600	1-1	1.000	3-4	.750	3	4	7	0.6	0	1	2	0	0	10	0.9

Games played: 11

Minutes/game: 2.9

Points/game: 0.9

FG Pct: 60.0

3FG Pct: 100.0

FT Pct: 75.0

Rebounds/game: 0.6

Assists/game: 0.1

Turnovers/game: 0.2

Assist/turnover ratio: 0.5

CAREER STATS

Year	GP-GS	Min/Avg	Total		3-Point		FT-FTA	Pct	Rebounds				PF-FO	Ast	TO	Blk	Stl	Pts/Avg
			FG-FGA	Pct	FG-FGA	Pct			Off-Def	Tot	Avg							
2016-17	16-0	139/8.7	9-14	.643	1-3	.333	5-10	.500	6-11	17	1.1	19-0	14	17	0	3		24/1.5
2017-18	27-1	198/7.3	15-24	.625	4-9	.444	7-11	.636	16-29	45	1.7	29-0	17	7	0	9		41/1.5
2018-19	11-0	32/2.9	3-5	.600	1-1	1.000	3-4	.750	3-4	7	0.6	0-0	1	2	0	0		10/0.9
TOTAL	54-1	369/6.8	27-43	.628	6-13	.462	15-25	.600	25-44	69	1.3	48-0	32	26	0	12		75/1.4

SINGLE-GAME HIGHS

Points: 15, Pacific Lutheran -- 12/04/17

Rebounds: 7, Pacific Lutheran -- 12/04/17 ; Great Falls -- 12/10/16 ; Grambling State -- 12/28/17

Assists: 5, Pacific Lutheran -- 12/04/17

Steals: 3, Puget Sound -- 11/12/17 ; Pacific Lutheran -- 12/04/17

FG made: 6, Pacific Lutheran -- 12/04/17

FG attempts: 10, Pacific Lutheran -- 12/04/17

3FG made: 2, Pacific Lutheran -- 12/04/17

3FG attempts: 6, Pacific Lutheran -- 12/04/17

FT made: 3, at UMKC -- 02/11/17

FT attempts: 5, at UMKC -- 02/11/17



#13 Means, Morgan

Opponent	Date	gs	min	Total		3-Pointers		Free throws		Rebounds				pf	a	t/o	blk	stl	pts	avg
				fg-fga	pct	3fg-fga	pct	ft-fga	pct	off	def	tot	avg							
at Stanford	11/06/18	*	31	5-7	.714	1-1	1.000	0-0	.000	0	1	1	1.0	2	2	2	0	0	11	11.0
PUGET SOUND	11/08/18	*	34	3-7	.429	1-3	.333	2-2	1.000	1	6	7	4.0	2	7	3	0	4	9	10.0
BRYANT	11/11/18	*	37	7-13	.538	2-5	.400	5-7	.714	0	8	8	5.3	2	3	3	0	0	21	13.7
WASHINGTON ST.	11/14/18	*	31	3-8	.375	2-3	.667	3-4	.750	0	3	3	4.8	5	2	3	0	1	11	13.0
SOUTHERN UTAH	11/18/18	*	39	5-15	.333	3-7	.429	1-1	1.000	4	3	7	5.2	5	2	0	0	1	14	13.2
DENVER	11/23/18	*	32	8-13	.615	6-9	.667	4-4	1.000	0	3	3	4.8	3	2	0	0	2	26	15.3
FAIRFIELD	11/24/18	*	35	1-7	.143	1-2	.500	13-16	.813	2	7	9	5.4	3	2	6	0	0	16	15.4
LONGWOOD	11/25/18	*	35	6-15	.400	4-10	.400	3-3	1.000	0	5	5	5.4	3	4	3	0	1	19	15.9
NORTHWEST (WA)	11/28/18	*	35	9-18	.500	3-6	.500	2-2	1.000	1	1	2	5.0	1	5	3	0	3	23	16.7
EASTERN WASH.	12/01/18	*	40	5-11	.455	2-5	.400	4-5	.800	1	4	5	5.0	3	7	0	0	5	16	16.6
OMAHA	12/06/18	*	30	1-6	.167	1-5	.200	2-2	1.000	1	4	5	5.0	5	5	1	0	0	5	15.5
at Washington	12/09/18	*	40	8-16	.500	3-7	.429	2-2	1.000	0	2	2	4.8	4	3	2	0	3	21	16.0
at Portland	12/17/18	*	35	4-10	.400	1-4	.250	7-10	.700	0	6	6	4.8	4	3	4	0	0	16	16.0
Totals			13	454	65-146	.445	30-67	.448	48-58	.828	10	53	63	4.8	42	47	30	0	208	16.0

Games played: 13
 Minutes/game: 34.9
 Points/game: 16.0
 FG Pct: 44.5
 3FG Pct: 44.8
 FT Pct: 82.8

Rebounds/game: 4.8
 Assists/game: 3.6
 Turnovers/game: 2.3
 Assist/turnover ratio: 1.6
 Steals/game: 1.5

CAREER STATS

Year	GP-GS	Min/Avg	Total		3-Point		FT-FTA	Pct	Off-Def	Tot	Avg	PF-FO	Ast	TO	Blk	Stl	Pts/Avg
			FG-FGA	Pct	FG-FGA	Pct											
2016-17	29-29	683/23.6	67-165	.406	25-70	.357	36-56	.643	12-65	77	2.7	69-3	60	56	0	27	195/6.7
2017-18	34-9	940/27.6	103-260	.396	29-103	.282	58-73	.795	22-101	123	3.6	81-0	95	80	3	28	293/8.6
2018-19	13-13	454/34.9	65-146	.445	30-67	.448	48-58	.828	10-53	63	4.8	42-3	47	30	0	20	208/16.0
TOTAL	76-51	2077/27.3	235-571	.412	84-240	.350	142-187	.759	44-219	263	3.5	192-6	202	166	3	75	696/9.2

SINGLE-GAME HIGHS

Points: 26, Denver -- 11/23/18
 Rebounds: 9, Fairfield -- 11/24/18
 Assists: 13, Pacific Lutheran -- 12/04/17
 Steals: 5, Eastern Wash. -- 12/01/18
 Blocks: 1, Grand Canyon -- 01/06/18 ; at Kansas City -- 02/08/18 ; UT Rio Grande Valley -- 02/15/18
 FG made: 9, Northwest (WA) -- 11/28/18 ; Northwest University -- 12/01/16
 FG attempts: 18, Northwest (WA) -- 11/28/18
 3FG made: 6, Denver -- 11/23/18
 3FG attempts: 10, Longwood -- 11/25/18
 FT made: 13, Fairfield -- 11/24/18
 FT attempts: 16, Fairfield -- 11/24/18



#14 Vail, Matt

Opponent	Date	gs	min	Total		3-Pointers		Free throws		Rebounds				pf	a	t/o	blk	stl	pts	avg
				fg-fga	pct	3fg-fga	pct	ft-fta	pct	off	def	tot	avg							
at Stanford	11/06/18		1	0-0	.000	0-0	.000	0-0	.000	0	0	0	0.0	0	0	0	0	0	0	0.0
PUGET SOUND	11/08/18		1	0-0	.000	0-0	.000	0-0	.000	0	0	0	0.0	0	0	0	0	0	0	0.0
BRYANT	11/11/18		1	0-0	.000	0-0	.000	0-0	.000	0	0	0	0.0	0	0	0	0	0	0	0.0
DENVER	11/23/18		1	0-0	.000	0-0	.000	0-0	.000	0	0	0	0.0	0	0	0	0	0	0	0.0
LONGWOOD	11/25/18		2	0-0	.000	0-0	.000	0-0	.000	0	0	0	0.0	0	0	0	0	0	0	0.0
NORTHWEST (WA)	11/28/18		1	0-0	.000	0-0	.000	0-0	.000	0	0	0	0.0	0	1	0	0	0	0	0.0
Totals		0	7	0-0	.000	0-0	.000	0-0	.000	0	0	0	0.0	0	1	0	0	0	0	0.0

Games played: 6

Minutes/game: 1.2

Assists/game: 0.2

Assist/turnover ratio: 99.9

CAREER STATS

Year	GP-GS	Min/Avg	Total		3-Point		FT-FTA	Pct	Off-Def	Tot	Avg	PF-FO	Ast	TO	Blk	Stl	Pts/Avg
			FG-FGA	Pct	FG-FGA	Pct											
2018-19	6-0	7/1.2	0-0	.000	0-0	.000	0-0	.000	0-0	0	0.0	0-0	1	0	0	0	0/0.0
TOTAL	6-0	7/1.2	0-0	.000	0-0	.000	0-0	.000	0-0	0	0.0	0-0	1	0	0	0	0/0.0

SINGLE-GAME HIGHS

Assists: 1, Northwest (WA) -- 11/28/18



#15 Hopkins, Trey

Opponent	Date	gs	min	Total		3-Pointers		Free throws		Rebounds				pf	a	t/o	blk	stl	pts	avg
				fg-fga	pct	3fg-fga	pct	ft-fta	pct	off	def	tot	avg							
at Stanford	11/06/18		6	0-0	.000	0-0	.000	0-0	.000	0	0	0	0.0	0	0	0	0	0	0	0.0
PUGET SOUND	11/08/18		6	3-5	.600	0-1	.000	1-2	.500	0	0	0	0.0	1	1	0	0	0	7	3.5
BRYANT	11/11/18		4	0-2	.000	0-0	.000	0-0	.000	1	0	1	0.3	0	0	1	0	1	0	2.3
WASHINGTON ST.	11/14/18		1	0-0	.000	0-0	.000	0-0	.000	0	1	1	0.5	0	0	0	0	0	0	1.8
DENVER	11/23/18		13	1-2	.500	0-1	.000	0-0	.000	1	0	1	0.6	0	0	0	0	0	2	1.8
FAIRFIELD	11/24/18		5	0-1	.000	0-1	.000	0-0	.000	0	1	1	0.7	0	0	1	0	0	0	1.5
LONGWOOD	11/25/18		2	0-1	.000	0-1	.000	0-0	.000	1	1	2	0.9	0	0	0	0	0	0	1.3
NORTHWEST (WA)	11/28/18		15	5-5	1.000	2-2	1.000	0-1	.000	1	2	3	1.1	1	0	0	0	0	12	2.6
OMAHA	12/06/18		3	0-1	.000	0-1	.000	0-0	.000	0	1	1	1.1	0	0	0	0	0	0	2.3
at Portland	12/17/18		0	0-0	.000	0-0	.000	0-0	.000	0	0	0	1.0	0	0	0	0	0	0	2.1
Totals		0	55	9-17	.529	2-7	.286	1-3	.333	4	6	10	1.0	2	1	2	0	1	21	2.1

Games played: 10
 Minutes/game: 5.5
 Points/game: 2.1
 FG Pct: 52.9
 3FG Pct: 28.6
 FT Pct: 33.3

Rebounds/game: 1.0
 Assists/game: 0.1
 Turnovers/game: 0.2
 Assist/turnover ratio: 0.5
 Steals/game: 0.1

CAREER STATS

Year	GP-GS	Min/Avg	Total		3-Point		FT-FTA	Pct	Off-Def	Tot	Avg	PF-FO	Ast	TO	Blk	Stl	Pts/Avg
			FG-FGA	Pct	FG-FGA	Pct											
2018-19	10-0	55/5.5	9-17	.529	2-7	.286	1-3	.333	4-6	10	1.0	2-0	1	2	0	1	21/2.1
TOTAL	10-0	55/5.5	9-17	.529	2-7	.286	1-3	.333	4-6	10	1.0	2-0	1	2	0	1	21/2.1

SINGLE-GAME HIGHS

Points: 12, Northwest (WA) -- 11/28/18
 Rebounds: 3, Northwest (WA) -- 11/28/18
 Assists: 1, Puget Sound -- 11/08/18
 Steals: 1, Bryant -- 11/11/18
 FG made: 5, Northwest (WA) -- 11/28/18
 FG attempts: 5, Puget Sound -- 11/08/18 ; Northwest (WA) -- 11/28/18
 3FG made: 2, Northwest (WA) -- 11/28/18
 3FG attempts: 2, Northwest (WA) -- 11/28/18
 FT made: 1, Puget Sound -- 11/08/18
 FT attempts: 2, Puget Sound -- 11/08/18



#23 Brown, Terrell

Opponent	Date	gs	min	Total		3-Pointers		Free throws		Rebounds				pf	a	t/o	blk	stl	pts	avg	
				fg-fga	pct	3fg-fga	pct	ft-fga	pct	off	def	tot	avg								
at Stanford	11/06/18	*	24	6-15	.400	0-1	.000	4-6	.667	3	3	6	6.0	1	4	2	0	0	16	16.0	
PUGET SOUND	11/08/18		21	3-4	.750	0-0	.000	2-4	.500	0	4	4	5.0	3	3	3	0	1	8	12.0	
BRYANT	11/11/18		22	5-6	.833	0-0	.000	2-4	.500	1	2	3	4.3	5	3	0	0	2	12	12.0	
WASHINGTON ST.	11/14/18		33	6-9	.667	0-1	.000	9-11	.818	2	6	8	5.3	4	3	3	0	3	21	14.3	
SOUTHERN UTAH	11/18/18		32	2-10	.200	1-1	1.000	0-0	.000	1	6	7	5.6	4	9	1	2	0	5	12.4	
DENVER	11/23/18	*	37	3-11	.273	0-0	.000	2-5	.400	4	7	11	6.5	1	10	0	0	1	8	11.7	
FAIRFIELD	11/24/18	*	33	2-6	.333	0-0	.000	4-8	.500	1	4	5	6.3	2	5	0	0	1	8	11.1	
LONGWOOD	11/25/18	*	28	1-4	.250	0-1	.000	0-0	.000	2	0	2	5.8	4	5	2	0	2	2	10.0	
NORTHWEST (WA)	11/28/18	*	33	10-13	.769	0-1	.000	6-7	.857	2	12	14	6.7	1	6	1	0	2	26	11.8	
EASTERN WASH.	12/01/18	*	32	2-7	.286	0-1	.000	0-0	.000	0	7	7	6.7	2	9	2	0	1	4	11.0	
OMAHA	12/06/18	*	33	5-9	.556	0-0	.000	2-4	.500	1	10	11	7.1	4	5	2	1	0	12	11.1	
at Washington	12/09/18	*	37	2-9	.222	0-0	.000	1-2	.500	2	4	6	7.0	3	9	3	1	1	5	10.6	
at Portland	12/17/18	*	34	7-10	.700	0-0	.000	3-4	.750	2	9	11	7.3	2	1	5	0	1	17	11.1	
Totals			9	399	54-113	.478	1-6	.167	35-55	.636	21	74	95	7.3	36	72	24	4	15	144	11.1

Games played: 13
 Minutes/game: 30.7
 Points/game: 11.1
 FG Pct: 47.8
 3FG Pct: 16.7
 FT Pct: 63.6

Rebounds/game: 7.3
 Assists/game: 5.5
 Turnovers/game: 1.8
 Assist/turnover ratio: 3.0
 Steals/game: 1.2
 Blocks/game: 0.3

CAREER STATS

		Total			3-Point			Rebounds									
Year	GP-GS	Min/Avg	FG-FGA	Pct	FG-FGA	Pct	FT-FTA	Pct	Off-Def	Tot	Avg	PF-FO	Ast	TO	Blk	Stl	Pts/Avg
2018-19	13-9	399/30.7	54-113	.478	1-6	.167	35-55	.636	21-74	95	7.3	36-1	72	24	4	15	144/11.1
TOTAL	13-9	399/30.7	54-113	.478	1-6	.167	35-55	.636	21-74	95	7.3	36-1	72	24	4	15	144/11.1

SINGLE-GAME HIGHS

Points: 26, Northwest (WA) -- 11/28/18
 Rebounds: 14, Northwest (WA) -- 11/28/18
 Assists: 10, Denver -- 11/23/18
 Steals: 3, Washington St. -- 11/14/18
 Blocks: 2, Southern Utah -- 11/18/18
 FG made: 10, Northwest (WA) -- 11/28/18
 FG attempts: 15, at Stanford -- 11/06/18
 3FG made: 1, Southern Utah -- 11/18/18
 3FG attempts: 1, 6 times
 FT made: 9, Washington St. -- 11/14/18
 FT attempts: 11, Washington St. -- 11/14/18



#24 Jones, Delante

Opponent	Date	gs	min	Total		3-Pointers		Free throws		Rebounds				pf	a	t/o	blk	stl	pts	avg	
				fg-fga	pct	3fg-fga	pct	ft-fa	pct	off	def	tot	avg								
at Stanford	11/06/18	*	22	1-9	.111	0-3	.000	0-0	.000	0	1	1	1.0	2	0	1	0	0	2	2.0	
PUGET SOUND	11/08/18	*	26	4-6	.667	1-2	.500	0-0	.000	0	2	2	1.5	2	1	0	0	0	9	5.5	
BRYANT	11/11/18	*	26	3-13	.231	1-7	.143	1-2	.500	3	4	7	3.3	1	0	2	0	1	8	6.3	
WASHINGTON ST.	11/14/18	*	36	7-15	.467	0-4	.000	1-2	.500	2	3	5	3.8	1	2	6	0	1	15	8.5	
SOUTHERN UTAH	11/18/18	*	31	6-13	.462	2-6	.333	2-2	1.000	0	1	1	3.2	2	0	5	0	1	16	10.0	
DENVER	11/23/18	*	28	4-7	.571	2-5	.400	1-3	.333	0	4	4	3.3	2	2	1	0	0	11	10.2	
FAIRFIELD	11/24/18	*	30	7-9	.778	1-2	.500	2-3	.667	0	3	3	3.3	2	3	4	0	0	17	11.1	
LONGWOOD	11/25/18	*	30	2-13	.154	2-7	.286	1-2	.500	2	0	2	3.1	1	4	1	0	0	7	10.6	
EASTERN WASH.	12/01/18	*	30	8-14	.571	2-5	.400	1-1	1.000	3	3	6	3.4	3	2	2	1	0	19	11.6	
OMAHA	12/06/18	*	37	9-14	.643	4-7	.571	4-5	.800	0	2	2	3.3	1	2	1	3	0	26	13.0	
at Washington	12/09/18	*	37	3-11	.273	2-5	.400	2-2	1.000	2	2	4	3.4	1	1	1	0	1	10	12.7	
at Portland	12/17/18	*	35	2-11	.182	1-3	.333	0-0	.000	1	5	6	3.6	3	0	2	1	0	5	12.1	
Totals			12	368	56-135	.415	18-56	.321	15-22	.682	13	30	43	3.6	21	17	26	5	4	145	12.1

Games played: 12
 Minutes/game: 30.7
 Points/game: 12.1
 FG Pct: 41.5
 3FG Pct: 32.1
 FT Pct: 68.2

Rebounds/game: 3.6
 Assists/game: 1.4
 Turnovers/game: 2.2
 Assist/turnover ratio: 0.7
 Steals/game: 0.3
 Blocks/game: 0.4

CAREER STATS

Year	GP-GS	Min/Avg	Total		3-Point		FT-FTA	Pct	Rebounds				PF-FO	Ast	TO	Blk	Stl	Pts/Avg
			FG-FGA	Pct	FG-FGA	Pct			Off-Def	Tot	Avg							
2015-16*	30-25	997/33.2	116-272	.426	39-106	.368	90-129	.698	26-81	107	3.6	82-0	54	79	6	22		361/12.0
2016-17*	30-30	949/31.6	121-298	.406	39-115	.339	63-92	.685	28-74	102	3.4	89-5	53	94	7	22		344/11.5
2018-19	12-12	368/30.7	56-135	.415	18-56	.321	15-22	.682	13-30	43	3.6	21-0	17	26	5	4		145/12.1
TOTAL	12-12	368/30.7	56-135	.415	18-56	.321	15-22	.682	13-30	43	3.6	21-0	17	26	5	4		145/12.1
All*	72-67	2314/32.1	293-705	.416	96-277	.347	168-243	.691	67-185	252	3.5	192-5	124	199	18	48		850/11.8

* Statistics from prior team/school

SINGLE-GAME HIGHS

Points: 26, Omaha -- 12/06/18
 Rebounds: 7, Bryant -- 11/11/18
 Assists: 4, Longwood -- 11/25/18
 Steals: 1, Bryant -- 11/11/18 ; Washington St. -- 11/14/18 ; Southern Utah -- 11/18/18
 Blocks: 3, Omaha -- 12/06/18
 FG made: 9, Omaha -- 12/06/18
 FG attempts: 15, Washington St. -- 11/14/18
 3FG made: 4, Omaha -- 12/06/18
 3FG attempts: 7, Bryant -- 11/11/18 ; Longwood -- 11/25/18 ; Omaha -- 12/06/18
 FT made: 4, Omaha -- 12/06/18
 FT attempts: 5, Omaha -- 12/06/18



#25 Hundal, Anand

Opponent	Date	gs	min	Total		3-Pointers		Free throws		Rebounds				pf	a	t/o	blk	stl	pts	avg
				fg-fga	pct	3fg-fga	pct	ft-fga	pct	off	def	tot	avg							
at Stanford	11/06/18		13	5-6	.833	3-4	.750	0-0	.000	2	1	3	3.0	2	0	0	0	0	13	13.0
PUGET SOUND	11/08/18		7	2-3	.667	0-0	.000	0-1	.000	2	1	3	3.0	1	0	0	0	0	4	8.5
BRYANT	11/11/18		3	1-1	1.000	0-0	.000	0-0	.000	1	0	1	2.3	2	0	0	0	0	2	6.3
WASHINGTON ST.	11/14/18		4	0-1	.000	0-1	.000	0-0	.000	0	0	0	1.8	0	0	0	1	1	0	4.8
SOUTHERN UTAH	11/18/18		4	0-0	.000	0-0	.000	0-0	.000	0	1	1	1.6	0	0	0	0	0	0	3.8
DENVER	11/23/18		5	1-1	1.000	0-0	.000	0-0	.000	1	4	5	2.2	2	0	0	0	0	2	3.5
FAIRFIELD	11/24/18		2	0-0	.000	0-0	.000	0-0	.000	0	1	1	2.0	3	0	0	0	0	0	3.0
LONGWOOD	11/25/18		2	0-0	.000	0-0	.000	0-0	.000	1	1	2	2.0	0	0	0	1	0	0	2.6
NORTHWEST (WA)	11/28/18		3	0-1	.000	0-1	.000	0-0	.000	0	0	0	1.8	0	0	0	1	0	0	2.3
Totals		0	43	9-13	.692	3-6	.500	0-1	.000	7	9	16	1.8	10	0	0	3	1	21	2.3

Games played: 9
Minutes/game: 4.8
Points/game: 2.3
FG Pct: 69.2
3FG Pct: 50.0
FT Pct: 0.0

Rebounds/game: 1.8
Steals/game: 0.1
Blocks/game: 0.3

CAREER STATS

Year	GP-GS	Min/Avg	Total		3-Point		FT-FTA	Pct	Off-Def	Tot	Avg	PF-FO	Ast	TO	Blk	Stl	Pts/Avg
			FG-FGA	Pct	FG-FGA	Pct											
2018-19	9-0	43/4.8	9-13	.692	3-6	.500	0-1	.000	7-9	16	1.8	10-0	0	0	3	1	21/2.3
TOTAL	9-0	43/4.8	9-13	.692	3-6	.500	0-1	.000	7-9	16	1.8	10-0	0	0	3	1	21/2.3

SINGLE-GAME HIGHS

Points: 13, at Stanford -- 11/06/18
Rebounds: 5, Denver -- 11/23/18
Steals: 1, Washington St. -- 11/14/18
Blocks: 1, Washington St. -- 11/14/18 ; Longwood -- 11/25/18 ; Northwest (WA) -- 11/28/18
FG made: 5, at Stanford -- 11/06/18
FG attempts: 6, at Stanford -- 11/06/18
3FG made: 3, at Stanford -- 11/06/18
3FG attempts: 4, at Stanford -- 11/06/18
FT attempts: 1, Puget Sound -- 11/08/18



#35 Grigsby, Riley

Opponent	Date	gs	min	Total		3-Pointers		Free throws		Rebounds				pf	a	t/o	blk	stl	pts	avg
				fg-fga	pct	3fg-fga	pct	ft-fga	pct	off	def	tot	avg							
at Stanford	11/06/18		8	1-4	.250	0-2	.000	0-0	.000	1	0	1	1.0	4	0	0	0	1	2	2.0
PUGET SOUND	11/08/18		13	0-3	.000	0-1	.000	3-4	.750	0	0	0	0.5	0	0	0	1	0	3	2.5
BRYANT	11/11/18	*	14	0-1	.000	0-1	.000	0-0	.000	0	2	2	1.0	3	1	1	0	0	0	1.7
WASHINGTON ST.	11/14/18	*	17	1-2	.500	0-1	.000	3-4	.750	0	4	4	1.8	4	1	1	2	0	5	2.5
SOUTHERN UTAH	11/18/18	*	16	0-1	.000	0-0	.000	0-0	.000	0	1	1	1.6	3	0	0	0	0	0	2.0
DENVER	11/23/18		16	2-5	.400	0-0	.000	2-2	1.000	1	4	5	2.2	1	0	0	2	0	6	2.7
FAIRFIELD	11/24/18		13	3-4	.750	0-0	.000	1-3	.333	2	4	6	2.7	3	0	0	0	0	7	3.3
LONGWOOD	11/25/18		9	1-1	1.000	0-0	.000	0-0	.000	0	1	1	2.5	4	0	0	0	0	2	3.1
NORTHWEST (WA)	11/28/18		10	2-3	.667	0-0	.000	1-2	.500	2	3	5	2.8	3	1	1	2	0	5	3.3
EASTERN WASH.	12/01/18		14	1-1	1.000	0-0	.000	0-0	.000	0	1	1	2.6	3	0	0	0	1	2	3.2
OMAHA	12/06/18		24	5-6	.833	0-1	.000	1-2	.500	1	3	4	2.7	1	0	0	3	0	11	3.9
at Washington	12/09/18		13	1-2	.500	0-0	.000	0-0	.000	0	0	0	2.5	2	1	0	1	0	2	3.8
at Portland	12/17/18		16	1-4	.250	0-1	.000	0-0	.000	1	0	1	2.4	2	0	2	0	0	2	3.6
Totals		3	183	18-37	.486	0-7	.000	11-17	.647	8	23	31	2.4	33	4	5	11	2	47	3.6

Games played: 13
 Minutes/game: 14.1
 Points/game: 3.6
 FG Pct: 48.6
 3FG Pct: 0.0
 FT Pct: 64.7

Rebounds/game: 2.4
 Assists/game: 0.3
 Turnovers/game: 0.4
 Assist/turnover ratio: 0.8
 Steals/game: 0.2
 Blocks/game: 0.8

CAREER STATS

Year	GP-GS	Min/Avg	Total		3-Point		FT-FTA	Pct	Off-Def	Tot	Avg	PF-FO	Ast	TO	Blk	Stl	Pts/Avg
			FG-FGA	Pct	FG-FGA	Pct											
2018-19	13-3	183/14.1	18-37	.486	0-7	.000	11-17	.647	8-23	31	2.4	33-0	4	5	11	2	47/3.6
TOTAL	13-3	183/14.1	18-37	.486	0-7	.000	11-17	.647	8-23	31	2.4	33-0	4	5	11	2	47/3.6

SINGLE-GAME HIGHS

Points: 11, Omaha -- 12/06/18
 Rebounds: 6, Fairfield -- 11/24/18
 Assists: 1, Bryant -- 11/11/18 ; Washington St. -- 11/14/18 ; Northwest (WA) -- 11/28/18
 Steals: 1, at Stanford -- 11/06/18 ; Eastern Wash. -- 12/01/18
 Blocks: 3, Omaha -- 12/06/18
 FG made: 5, Omaha -- 12/06/18
 FG attempts: 6, Omaha -- 12/06/18
 3FG attempts: 2, at Stanford -- 11/06/18
 FT made: 3, Puget Sound -- 11/08/18 ; Washington St. -- 11/14/18
 FT attempts: 4, Puget Sound -- 11/08/18 ; Washington St. -- 11/14/18



#41 Wall, Joe

Opponent	Date	gs	min	Total		3-Pointers		Free throws		Rebounds				pf	a	t/o	blk	stl	pts	avg
				fg-fga	pct	3fg-fga	pct	ft-fga	pct	off	def	tot	avg							
at Stanford	11/06/18		1	1-1	1.000	1-1	1.000	0-0	.000	0	0	0	0.0	0	0	0	0	0	3	3.0
PUGET SOUND	11/08/18		2	0-1	.000	0-1	.000	0-0	.000	0	0	0	0.0	1	0	0	0	0	0	1.5
BRYANT	11/11/18		1	0-0	.000	0-0	.000	0-0	.000	0	0	0	0.0	0	0	0	0	0	0	1.0
LONGWOOD	11/25/18		2	0-1	.000	0-1	.000	0-0	.000	0	0	0	0.0	0	0	0	0	0	0	0.8
NORTHWEST (WA)	11/28/18		1	0-0	.000	0-0	.000	0-0	.000	0	0	0	0.0	0	0	0	0	0	0	0.6
Totals		0	7	1-3	.333	1-3	.333	0-0	.000	0	0	0	0.0	1	0	0	0	0	3	0.6

Games played: 5

Minutes/game: 1.4

Points/game: 0.6

FG Pct: 33.3

3FG Pct: 33.3

CAREER STATS

Year	GP-GS	Min/Avg	Total		3-Point		FT-FTA	Pct	Off-Def	Tot	Avg	PF-FO	Ast	TO	Blk	Stl	Pts/Avg
			FG-FGA	Pct	FG-FGA	Pct											
2018-19	5-0	7/1.4	1-3	.333	1-3	.333	0-0	.000	0-0	0	0.0	1-0	0	0	0	0	3/0.6
TOTAL	5-0	7/1.4	1-3	.333	1-3	.333	0-0	.000	0-0	0	0.0	1-0	0	0	0	0	3/0.6

SINGLE-GAME HIGHS

Points: 3, at Stanford -- 11/06/18

FG made: 1, at Stanford -- 11/06/18

FG attempts: 1, at Stanford -- 11/06/18 ; Puget Sound -- 11/08/18 ; Longwood -- 11/25/18

3FG made: 1, at Stanford -- 11/06/18

3FG attempts: 1, at Stanford -- 11/06/18 ; Puget Sound -- 11/08/18 ; Longwood -- 11/25/18



2018-19 BOX SCORES

Official Basketball Box Score -- Game Totals -- Final Statistics Seattle U vs Stanford 11/06/18 7:00 pm at Stanford, CA (Maples Pavilion)

Seattle U 74 • 0-1

#	Player	Total		3-Ptr		Rebounds			PF	TP	A	TO	Blk	Stl	Min
		FG-FGA	FG-FGA	FT-FTA	FT-FTA	Off	Def	Tot							
01	Carter, Myles	f	2-5	0-1	2-5	1	2	3	5	6	0	2	1	0	18
05	Kavas, Matej	g	4-7	1-3	4-6	1	3	4	3	13	0	2	0	0	34
13	Means, Morgan	g	5-7	1-1	0-0	0	1	1	2	11	2	2	0	0	31
23	Brown, Terrell	g	6-15	0-1	4-6	3	3	6	1	16	4	2	0	0	24
24	Jones, Delante	g	1-9	0-3	0-0	0	1	1	2	2	0	1	0	0	22
00	McDowell, Dashawn	g	2-7	0-0	0-0	1	2	3	4	4	0	0	0	1	19
02	Burke, Ian	g	0-0	0-0	1-2	1	0	1	0	1	0	0	0	0	3
10	Nettles, Aaron	g	0-1	0-1	0-0	0	0	0	2	0	0	1	0	0	9
11	Economou, Rip	g	1-2	0-1	0-0	0	0	0	0	2	0	0	0	0	5
12	Da Campo, Mattia	g	0-0	0-0	1-2	1	2	3	0	1	1	0	0	0	4
14	Vail, Matt	g	0-0	0-0	0-0	0	0	0	0	0	0	0	0	0	1
15	Hopkins, Trey	g	0-0	0-0	0-0	0	0	0	0	0	0	0	0	0	6
25	Hundal, Anand	g	5-6	3-4	0-0	2	1	3	2	13	0	0	0	0	13
35	Grigsby, Riley	g	1-4	0-2	0-0	1	0	1	4	2	0	0	0	1	8
41	Wall, Joe	g	1-1	1-1	0-0	0	0	0	0	3	0	0	0	0	1
Team						1	3	4							
Totals			28-64	6-18	12-21	12	18	30	25	74	7	11	1	2	198
FG % 1st Half: 14-28		50.0%	2nd half: 14-36		38.9%	Game: 28-64		43.8%	Deadball Rebounds						
3FG % 1st Half: 4-7		57.1%	2nd half: 2-11		18.2%	Game: 6-18		33.3%							
FT % 1st Half: 4-6		66.7%	2nd half: 8-15		53.3%	Game: 12-21		57.1%							

Stanford 96 • 2-0

#	Player	Total		3-Ptr		Rebounds			PF	TP	A	TO	Blk	Stl	Min
		FG-FGA	FG-FGA	FT-FTA	FT-FTA	Off	Def	Tot							
00	KZ Okpala	f	8-12	2-2	11-13	1	9	10	2	29	5	3	3	1	36
13	Oscar Da Silva	f	2-3	0-1	0-0	1	5	6	3	4	2	3	1	1	21
20	Josh Sharma	c	3-7	0-0	2-2	1	4	5	3	8	1	1	1	0	13
01	Daejon Davis	g	4-7	1-1	6-7	0	0	0	4	15	2	2	0	0	21
23	Cornac Ryan	g	5-8	5-6	1-1	1	3	4	2	16	1	1	0	2	33
04	Isaac White	g	0-1	0-1	2-2	0	0	0	1	2	0	1	0	0	6
11	Jaiden Delaire	g	3-7	2-3	0-0	0	5	5	8	0	2	0	1	0	25
14	Marcus Sheffield	g	2-5	1-1	5-6	1	0	1	1	10	1	0	0	0	20
15	Rodney Herenton	g	0-0	0-0	0-0	0	0	0	0	0	0	0	0	0	3
32	Lukas Kisunas	g	1-3	0-0	0-0	1	0	1	2	2	0	0	0	0	5
33	Trevor Stanback	g	1-3	0-0	0-2	1	2	3	0	2	0	0	0	0	17
Team						3	0	3							
Totals			29-56	11-15	27-33	10	28	38	23	96	12	13	6	4	200
FG % 1st Half: 11-26		42.3%	2nd half: 18-30		60.0%	Game: 29-56		51.8%	Deadball Rebounds						
3FG % 1st Half: 3-4		75.0%	2nd half: 8-11		72.7%	Game: 11-15		73.3%							
FT % 1st Half: 15-21		71.4%	2nd half: 12-12		100.0	Game: 27-33		81.8%							

Officials: Randy McCall, Glen Mayberry, Chad Shepherd
Technical fouls: Seattle U-None. Stanford-None.
Attendance: 3365
2018-19 Men's Basketball. Round: 0. Seattle U vs Stanford. Played at .

Score by periods	1st	2nd	Total
Seattle U	36	38	74
Stanford	40	56	96

Official Basketball Box Score -- Game Totals -- Final Statistics Bryant vs Seattle U 11/11/18 7:00 pm at Kent, WA (accesso ShoWare Center)

Bryant 59 • 0-2

#	Player	Total		3-Ptr		Rebounds			PF	TP	A	TO	Blk	Stl	Min
		FG-FGA	FG-FGA	FT-FTA	FT-FTA	Off	Def	Tot							
01	Juan Cardenas	f	0-3	0-1	1-2	0	4	4	3	1	0	0	1	1	20
25	Patrick Harding	g	1-3	0-0	0-0	0	6	6	2	2	0	1	1	1	17
03	Byron Hawkins	g	5-12	2-7	7-10	0	1	1	1	19	1	1	0	1	34
11	Adam Grant	g	5-14	2-8	0-0	3	1	4	2	12	1	5	1	2	33
22	Joe Kasperzyk	g	3-6	0-2	3-3	0	0	0	5	9	1	3	1	2	19
02	Brandon Carroll	g	0-0	0-0	1-2	0	1	1	1	1	0	0	0	2	4
10	Taylor McHugh	g	1-3	1-3	0-0	1	1	2	1	3	4	1	0	0	27
13	Monty Urmilevicius	g	0-0	0-0	2-2	1	3	4	0	2	0	1	0	0	8
14	Kyle Cardaci	g	0-3	0-3	2-2	0	3	3	2	0	0	0	0	0	9
21	Tanner Johnson	g	0-2	0-2	0-0	0	0	0	1	0	0	1	0	0	11
54	Sebastian Townes	g	2-5	0-0	4-4	1	2	3	5	8	0	0	0	0	18
Team						0	0	0							
Totals			17-51	5-26	20-25	6	22	28	24	59	7	13	4	9	200
FG % 1st Half: 9-27		33.3%	2nd half: 8-24		33.3%	Game: 17-51		33.3%	Deadball Rebounds						
3FG % 1st Half: 2-11		18.2%	2nd half: 3-15		20.0%	Game: 5-26		19.2%							
FT % 1st Half: 4-4		100.0	2nd half: 16-21		76.2%	Game: 20-25		80.0%							

Seattle U 82 • 2-1

#	Player	Total		3-Ptr		Rebounds			PF	TP	A	TO	Blk	Stl	Min
		FG-FGA	FG-FGA	FT-FTA	FT-FTA	Off	Def	Tot							
01	Carter, Myles	f	10-17	1-1	4-6	6	5	11	4	25	2	3	3	0	33
05	Kavas, Matej	g	2-9	1-5	0-0	1	3	4	3	5	1	0	0	2	28
13	Means, Morgan	g	7-13	2-5	5-7	0	8	8	2	21	3	3	0	0	37
24	Jones, Delante	g	3-13	1-7	1-2	3	4	7	1	8	0	2	0	1	26
35	Grigsby, Riley	g	0-1	0-1	0-0	0	2	2	3	0	1	1	0	0	14
00	McDowell, Dashawn	g	0-0	0-0	0-0	0	1	1	0	0	0	1	0	0	6
02	Burke, Ian	g	0-0	0-0	3-4	0	1	1	2	3	0	2	0	1	4
10	Nettles, Aaron	g	2-3	2-3	0-0	0	1	1	0	6	0	0	0	1	15
11	Economou, Rip	g	0-0	0-0	0-0	0	0	0	1	0	0	0	0	0	3
12	Da Campo, Mattia	g	0-0	0-0	0-0	0	1	1	0	0	0	0	0	0	3
14	Vail, Matt	g	0-0	0-0	0-0	0	0	0	0	0	0	0	0	0	1
15	Hopkins, Trey	g	0-2	0-0	0-0	1	0	1	0	0	0	1	0	1	4
23	Brown, Terrell	g	5-6	0-0	2-4	1	2	3	5	12	3	0	0	2	22
25	Hundal, Anand	g	1-1	0-0	0-0	1	0	1	2	2	0	0	0	0	3
41	Wall, Joe	g	0-0	0-0	0-0	0	0	0	0	0	0	0	0	0	1
Team						0	0	0							
Totals			30-65	7-22	15-23	13	28	41	23	82	10	13	3	8	200
FG % 1st Half: 14-34		41.2%	2nd half: 16-31		51.6%	Game: 30-65		46.2%	Deadball Rebounds						
3FG % 1st Half: 2-9		22.2%	2nd half: 5-13		38.5%	Game: 7-22		31.8%							
FT % 1st Half: 3-5		60.0%	2nd half: 12-18		66.7%	Game: 15-23		65.2%							

Officials: Jimmy Casas, Greg Nixon, Mark Cook
Technical fouls: Bryant-None. Seattle U-None.
Attendance: 1236
2018-19 Men's Basketball. Round: 0. Bryant vs Seattle U. Played at .

Score by periods	1st	2nd	Total
Bryant	24	35	59
Seattle U	33	49	82

Start - FG - Bryant 2nd-01:45, SU 2nd-00:47.
Largest lead - Bryant None, SU led for 36:01. Game was tied for 03:59.

Score tied - 2 times.
Lead changed - 0 times.

Official Basketball Box Score -- Game Totals -- Final Statistics Puget Sound vs Seattle U 11/08/18 7:00 pm at Seattle, WA (Redhawk Center)

Puget Sound 67

#	Player		Total			3-Ptr			Rebounds			PF	TP	A	TO	Blk	Stl	Min
			FG-FGA	FG-FGA	FT-FTA	FT-FTA	Off	Def	Tot									
24	Zion Shepherd	f	5-11	0-0	3-4	2	1	3	2	13	0	2	2	2	22			
10	Stellan Roberts		4-12	1-3	5-6	1	7	8	4	14	2	5	0	3	31			
21	Jimmy Woher	c	5-20	1-10	0-0	2	7	2	2	11	0	3	1	1	35			
25	Max Basile		1-5	1-2	4-4	1	5	6	0	0	0	4	0	0	25			
33	Gabriel Chaikin	g	4-6	0-1	5-7	1	1	2	3	13	0	1	0	1	23			
00	Jakhai Dillingham		0-0	0-0	2-2	0	0	0	0	2	0	0	0	0	5			
01	Cal Hansen		1-2	0-0	2-2	0	3	3	0	4	1	0	0	0	21			
05	Zach Gelacio		1-3	0-1	1-2	1	0	1	2	3	0	2	0	0	17			
22	Josh McMillan		0-0	0-0	0-0	0	2	2	2	0	0	0	0	0	7			
30	Isaiah Africano		0-0	0-0	0-0	0	1	1	5	0	0	1	0	0	10			
32	Griffin Webb		0-0	0-0	0-0	0	1	1	0	0	0	0	0	0	3			
	Team					0	0	0										
	Totals		21-59	3-17	22-27	8	21	29	24	67	3	18	2	8	199			
	FG % 1st Half:		10-31	32.3%	2nd half:	11-28	39.3%	Game:	21-59	35.6%					Deadball			
	3FG % 1st Half:		2-8	25.0%	2nd half:	1-9	11.1%	Game:	3-17	17.6%					Rebounds			
	FT % 1st Half:		4-4	100%	2nd half:	18-23	78.3%	Game:	22-27	81.5%					2.1			



2018-19 BOX SCORES

Official Basketball Box Score -- Game Totals -- Final Statistics Southern Utah vs Seattle U 11/18/18 2:00 pm at Seattle, WA (Redhawk Center)

Southern Utah 73 • 2-0

#	Player	Total		3-Ptr		Rebounds		PF	TP	A	TO	Blk	Stl	Min
		FG-FGA	FG-FGA	FT-FTA	Off Def Tot	PF	TP							
25	Dwayne Morgan	r	3-8	1-4	0-0	0 5 5	3 7	0 3 1	1	27				
32	Andre Adams	r	6-14	0-3	3-4	2 6 8	2 15	0 1 0	0	30				
03	Jason Richardson	g	0-5	0-0	2-3	1 1 2	1 2	1 2 0	0	16				
04	Dre Marin	g	2-4	1-2	3-4	0 1 1	1 8	2 0 0	2	37				
23	Cameron Oluyitan	g	5-10	1-3	4-4	0 2 2	0 15	1 3 1	2	34				
02	Brandon Better	g	3-7	2-2	5-5	1 1 2	1 13	0 0 0	0	13				
10	Jacob Calloway	g	0-0	0-0	1-2	0 2 2	0 1	0 0 0	0	10				
15	Harrison Butler	g	3-4	0-0	3-5	2 6 8	3 9	1 2 0	0	23				
22	Ivan Madunic	g	1-3	1-2	0-0	0 5 5	2 3	1 0 1	0	10				
Team					1 6 7									
Totals			23-55	6-16	21-27	7 35 42	13 73	6 11 3	5	200				

FG % 1st Half: 10-29 34.5% 2nd half: 13-26 50.0% Game: 23-55 41.8% Deadball Rebounds 3
3FG % 1st Half: 3-11 27.3% 2nd half: 3-5 60.0% Game: 6-16 37.5%
FT % 1st Half: 12-14 85.7% 2nd half: 9-13 69.2% Game: 21-27 77.8%

Seattle U 70 • 3-2

#	Player	Total		3-Ptr		Rebounds		PF	TP	A	TO	Blk	Stl	Min
		FG-FGA	FG-FGA	FT-FTA	Off Def Tot	PF	TP							
01	Carter, Myles	r	7-10	0-0	0-5	2 5 7	3 14	2 1 3	0	25				
05	Kavas, Matej	g	5-13	2-7	0-0	1 6 7	2 12	0 3 0	2	32				
13	Means, Morgan	g	5-15	3-7	1-1	4 3 7	5 14	2 0 0	1	39				
24	Jones, Delante	g	6-13	2-6	2-2	0 1 1	2 16	0 5 0	1	31				
35	Grigsby, Riley	g	0-1	0-0	0-0	0 1 1	3 0	0 0 0	0	16				
10	Nettles, Aaron	g	3-5	3-5	0-0	0 2 2	3 9	0 0 0	2	17				
12	Da Campo, Mattia	g	0-2	0-0	0-0	0 0 0	0 0	0 1 0	0	4				
23	Brown, Terrell	g	2-10	1-1	0-0	1 6 7	4 5	1 2 0	0	32				
25	Hundal, Anand	g	0-0	0-0	0-0	0 1 1	0 0	0 0 0	0	4				
Team					2 3 5									
Totals			28-69	11-26	3-8	10 28 38	22 70	15 11 5	6	200				

FG % 1st Half: 13-33 39.4% 2nd half: 15-36 41.7% Game: 28-69 40.6% Deadball Rebounds 1
3FG % 1st Half: 4-11 36.4% 2nd half: 7-15 46.7% Game: 11-26 42.3%
FT % 1st Half: 1-1 100.0% 2nd half: 2-7 28.6% Game: 3-8 37.5%

Officials: Frank Harvey III, Michael Irving, Verne Harris
Technical fouls: Southern Utah-None. Seattle U-None.

Attendance: 999

2018-19 Men's Basketball. Round: 0. Seattle U vs Southern Utah. Played at .

Score by periods	1st	2nd	Total
Southern Utah	35	38	73
Seattle U	31	39	70

Last FG - SUU 2nd-01:53, SU 2nd-00:02.

Score tied - 5 times.

Official Basketball Box Score -- Game Totals -- Final Statistics Fairfield vs Seattle U 11/24/18 3:00 pm at Seattle, WA (Redhawk Center)

Fairfield 80 • 1-5

#	Player	Total		3-Ptr		Rebounds		PF	TP	A	TO	Blk	Stl	Min
		FG-FGA	FG-FGA	FT-FTA	Off Def Tot	PF	TP							
13	Jonathan Kasibabu	c	2-4	0-2	3-6	1 1 2	5 7	3 1 0	1	12				
00	Neftali Alvarez	g	7-15	2-4	0-1	1 3 4	3 16	3 3 0	0	25				
02	Taj Benning	g	1-6	0-1	3-3	0 3 3	4 5	2 1 0	1	27				
24	Jesus Cruz	g	6-11	1-3	0-0	2 4 6	5 13	0 0 0	1	29				
25	Landon Taliaferro	g	4-10	4-4	0-0	0 0 0	4 12	1 1 0	0	26				
01	Felix Lemetti	g	3-6	3-5	0-1	0 1 1	4 9	1 0 0	0	26				
05	Aidas Kavaliauskas	g	1-1	1-1	2-2	0 0 0	2 5	1 0 0	1	16				
11	Calvin Whipple	g	0-3	0-3	0-0	1 1 2	1 0	0 0 1	0	11				
14	Matija Milin	g	1-4	0-1	2-2	1 1 2	2 4	0 0 0	0	11				
15	Wassef Methnani	g	2-7	0-2	5-5	0 3 3	3 9	0 0 1	1	17				
Team					0 0 0									
Totals			27-67	11-26	15-20	6 17 23	33 80	11 7 2	6	200				

FG % 1st Half: 10-34 29.4% 2nd half: 17-33 51.5% Game: 27-67 40.3% Deadball Rebounds 3,2
3FG % 1st Half: 4-17 23.5% 2nd half: 7-9 77.8% Game: 11-26 42.3%
FT % 1st Half: 7-8 87.5% 2nd half: 8-12 66.7% Game: 15-20 75.0%

Seattle U 83 • 5-2

#	Player	Total		3-Ptr		Rebounds		PF	TP	A	TO	Blk	Stl	Min
		FG-FGA	FG-FGA	FT-FTA	Off Def Tot	PF	TP							
01	Carter, Myles	r	4-5	0-0	4-7	0 5 5	5 12	0 4 4	0	25				
05	Kavas, Matej	g	6-11	3-3	5-6	1 8 9	1 20	2 0 0	0	39				
13	Means, Morgan	g	1-7	1-2	13-16	2 7 9	3 16	2 6 0	0	35				
23	Brown, Terrell	g	2-6	0-0	4-8	1 4 5	2 8	5 0 0	1	33				
24	Jones, Delante	g	7-9	1-2	2-3	0 3 3	2 17	3 4 0	0	30				
10	Nettles, Aaron	g	1-2	1-2	0-0	0 2 2	2 3	1 0 0	0	16				
12	Da Campo, Mattia	g	0-0	0-0	0-0	1 0 1	0 0	0 0 0	0	2				
15	Hopkins, Trey	g	0-1	0-1	0-0	0 1 1	0 0	0 1 0	0	5				
25	Hundal, Anand	g	0-0	0-0	0-0	1 1 2	3 0	0 0 0	0	2				
35	Grigsby, Riley	g	3-4	0-0	1-3	2 4 6	3 7	0 0 0	0	13				
Team					0 0 0									
Totals			24-45	6-10	29-43	7 35 42	21 83	13 16 4	1	200				

FG % 1st Half: 10-19 52.6% 2nd half: 14-26 53.8% Game: 24-45 53.3% Deadball Rebounds 9,1
3FG % 1st Half: 4-6 66.7% 2nd half: 2-4 50.0% Game: 6-10 60.0%
FT % 1st Half: 14-22 63.6% 2nd half: 15-21 71.4% Game: 29-43 67.4%

Officials: Marc A. Beasley, Jimmy Casas, Gregory Nixon
Technical fouls: Fairfield-None. Seattle U-None.

Attendance: 809

2018-19 Men's Basketball. Round: 0. Fairfield vs Seattle U. Played at .

Score by periods	1st	2nd	Total
Fairfield	31	49	80
Seattle U	38	45	83

Points	In Paint	Off T/O	2nd Chance	Fast Break	Bench
FU	30	15	4	9	27
SU	28	9	8	9	10

@seattleumb • #TogetherWeSoar

Official Basketball Box Score -- Game Totals -- Final Statistics Denver vs Seattle U 11/23/18 3:00 pm at Seattle, WA (Redhawk Center)

Denver 63 • 1-3

#	Player	Total		3-Ptr		Rebounds		PF	TP	A	TO	Blk	Stl	Min
		FG-FGA	FG-FGA	FT-FTA	Off Def Tot	PF	TP							
25	Ronnie Harrell Jr.	r	2-8	0-2	1-2	0 1 1	2 4	2 3 0	0	23				
30	Donoven Carlisle	r	3-4	1-1	1-2	2 6 8	1 8	1 0 1	2	31				
32	Abiola Akintola	r	1-8	0-0	0-0	3 4 7	2 2	0 0 0	0	17				
00	Ade Murkey	g	2-5	0-0	1-2	0 2 2	2 5	1 2 2	0	23				
04	Taelyr Gatlin	g	4-7	2-2	0-0	0 2 2	2 10	2 1 0	0	27				
01	David Nzekwesi	g	0-2	0-1	6-6	0 5 5	0 6	1 0 0	0	11				
03	Jase Townsend	g	4-11	3-6	0-0	0 3 3	2 11	1 3 0	0	21				
05	Elvin Rodriguez	g	3-4	0-0	2-3	1 0 1	1 8	1 0 0	0	16				
10	Joseph Lanzi	g	3-6	1-3	0-0	1 1 2	0 7	0 0 0	0	15				
12	Alperen Kurnaz	g	1-6	0-2	0-0	1 4 5	5 2	1 2 0	0	16				
Team					0 0 0									
Totals			23-61	7-17	10-13	8 28 36	17 63	10 12 4	2	200				

FG % 1st Half: 11-33 33.3% 2nd half: 12-28 42.9% Game: 23-61 37.7% Deadball Rebounds 1,1
3FG % 1st Half: 4-8 50.0% 2nd half: 3-9 33.3% Game: 7-17 41.2%
FT % 1st Half: 2-2 100.0% 2nd half: 8-11 72.7% Game: 10-13 76.9%

Seattle U 82 • 4-2

#	Player		Total			3-Ptr			Rebounds			PF	TP	A	TO	Blk	Stl	Min
			FG-FGA	FG-FGA	FT-FTA	Off	Def	Tot										
01	Carter, Myles	f	4-6	0-0	1-2	0	2	2	4	9	1	2	2	0	19			
05	Kavas, Matej	g	5-13	3-9	2-2	1	6	7	0	15	0	3	0	0	31			
13	Means, Morgan	g	8-13	6-9	4-4	0	3	3	3	26	2	0	0	2	32			
23	Brown, Terrell	g	3-11	0-0	2-5	4	7	11	1	8	10	0	0	1	37			
24	Jones, Delante	g	4-7	2-5	1-3	0	4	4	2	11	2	1	0	0	28			
02	Burke, Ian		0-1	0-1	0-0	0	0	0	0	0	0	0	0	0	2			
10	Nettles, Aaron		1-3	1-1	0-0	0	0	0	1	3	0	0	0	0	9			
11	Economou, Rip		0-1	0-1	0-0	0	0	0	1	0	0	0	0	0	3			
12	Da Campo, Mattia		0-0	0-0	0-0	0	0	0	0	0	0	1	0	0	4			
14	Vail, Matt		0-0	0-0	0-0	0	0	0	0	0	0	0	0	0	1			
15	Hopkins, Trey		1-2	0-1	0-0	1	0	1	0	2	0	0	0	0	13			
25	Hundal, Anand		1-1	0-0	0-0	1	4	5	2	2	0	0	0	0	5			
35	Grigsby, Riley		2-5	0-0	2-2	1	4	5	1	6	0	0	2	0	16			
	Team					0	1	1										
Totals			29-63	12-27	12-18	8	31	39	15	82	15	7	4	3	200			



2018-19 BOX SCORES

Official Basketball Box Score -- Game Totals -- Final Statistics

Northwest (WA) vs Seattle U

11/28/18 7:00 pm at Seattle, WA (Redhawk Center)

Northwest (WA) 72 • 0-1

#	Player	Total		3-Ptr		Rebounds			PF	TP	A	TO	Blk	Stl	Min
		FG-FGA	FG-FGA	FT-FTA	Off	Def	Tot								
01	Jaden Jenkins	*	4-7	1-3	0-0	0	2	2	5	9	1	2	0	0	19
05	Ryan Ricks	*	1-3	0-0	0-0	2	0	2	4	2	4	3	0	0	17
11	Nick Navarro	*	9-17	5-8	2-3	2	3	5	0	25	0	1	1	0	34
21	Josh Meyer	*	1-10	1-5	2-2	3	8	11	2	5	3	1	1	0	29
22	Hussayn Ford	*	5-15	0-1	0-2	0	7	7	3	10	1	1	0	1	26
02	Alex Smith		4-11	2-2	2-2	2	3	5	2	12	1	1	1	0	19
03	Arturo Palacios		2-6	0-1	0-0	0	0	0	2	4	2	3	0	3	22
10	Daniel Ghebremichael		1-1	0-0	0-0	0	0	0	0	2	0	1	0	0	4
12	Jase Paulsen		1-1	1-1	0-0	0	0	0	1	3	0	0	0	0	5
24	Jason Brown, Jr.		0-3	0-2	0-0	1	0	1	2	0	2	1	0	0	16
25	Payton Glasser		0-0	0-0	0-0	0	0	0	0	0	1	0	0	0	5
XX			0-0	0-0	0-0	0	0	0	0	0	0	0	0	0	4
Team															
Totals			28-74	10-23	6-9	10	23	33	21	72	15	14	3	4	200

FG % 1st Half: 15-40 37.5% 2nd half: 13-34 38.2% Game: 28-74 37.8%
 3FG % 1st Half: 4-13 30.8% 2nd half: 6-10 60.0% Game: 10-23 43.5%
 FT % 1st Half: 1-1 100.0 2nd half: 5-8 62.5% Game: 6-9 66.7%

Seattle U 107 • 7-2

#	Player	Total		3-Ptr		Rebounds			PF	TP	A	TO	Blk	Stl	Min
		FG-FGA	FG-FGA	FT-FTA	Off	Def	Tot								
01	Carter, Myles	f	5-13	0-0	2-2	4	10	14	3	12	0	0	7	0	35
05	Kavas, Matej	g	3-12	2-8	4-4	0	3	3	1	12	1	2	0	0	31
10	Nettles, Aaron	g	4-7	2-5	0-0	0	0	0	2	10	0	2	0	0	21
13	Means, Morgan	g	9-18	3-6	2-2	1	1	2	1	23	5	3	0	0	35
23	Brown, Terrell	g	10-13	0-1	6-7	2	12	14	1	26	6	1	0	2	33
02	Burke, Ian		0-0	0-0	0-0	0	2	2	0	0	0	0	0	0	1
11	Economou, Rip		0-1	0-0	0-0	2	1	3	0	0	0	0	0	0	4
12	Da Campo, Mattia		2-2	1-1	2-2	0	0	0	0	7	0	0	0	0	6
14	Vail, Matt		0-0	0-0	0-0	0	0	0	0	0	1	0	0	0	1
15	Hopkins, Trey		5-5	2-2	0-1	1	2	3	1	12	0	0	0	0	15
25	Hundal, Anand		0-1	0-1	0-0	0	0	0	0	0	0	0	1	0	3
35	Grigsby, Riley		2-3	0-0	1-2	2	3	5	3	5	1	1	2	0	10
41	Wall, Joe		0-0	0-0	0-0	0	0	0	0	0	0	0	0	0	1
Team															
Totals			40-75	10-24	17-20	12	34	46	12	107	14	9	10	6	200

FG % 1st Half: 15-35 42.9% 2nd half: 25-40 62.5% Game: 40-75 53.3%
 3FG % 1st Half: 4-12 33.3% 2nd half: 6-12 50.0% Game: 10-24 41.7%
 FT % 1st Half: 11-12 91.7% 2nd half: 6-8 75.0% Game: 17-20 85.0%

Officials: Nate Nelson, Chad Shepherd, Shawn Lehigh
 Technical fouls: Northwest (WA)-None. Seattle U-None.
 Attendance: 824
 2018-19 Men's Basketball. Round: 0. Northwest (WA) vs Seattle U. Played at .

Score by periods		1st	2nd	Total
Northwest (WA)		35	37	72
Seattle U		45	62	107

	In	Off	2nd	Fast	Bench
Points NW	30	6	9	6	21
SU	54	21	10	4	24

Official Basketball Box Score -- Game Totals -- Final Statistics

Omaha vs Seattle U

12/06/18 7:00 pm at Seattle, WA (Redhawk Center)

Omaha 71 • 3-6

#	Player	Total		3-Ptr		Rebounds			PF	TP	A	TO	Blk	Stl	Min
		FG-FGA	FG-FGA	FT-FTA	Off	Def	Tot								
40	Matt Pile	f	4-8	0-0	2-6	4	7	11	2	10	0	2	0	0	28
44	Mitch Hahn		2-11	1-4	2-2	1	2	3	3	7	1	0	0	0	28
00	JT Gibson	g	4-9	1-3	4-4	1	1	2	3	13	3	1	0	1	37
05	KJ Robinson	g	5-12	5-9	2-4	0	0	0	3	17	2	4	0	2	36
21	Zach Jackson	g	3-10	1-3	5-5	0	2	2	4	12	1	1	0	0	25
01	Elishja Duplechan		0-1	0-0	0-0	0	0	0	1	0	0	0	0	0	5
10	Ayo Akinwale		0-1	0-0	0-0	0	2	2	1	0	1	1	0	0	16
13	Wanjiang Tut		1-3	0-0	0-0	0	2	2	3	2	0	0	0	1	11
20	Hayden Miller		0-0	0-0	0-0	0	0	0	0	0	0	0	0	0	1
22	Brett Barney		4-4	1-1	1-2	0	1	1	3	10	0	0	0	0	12
33	Evan Tricker		0-0	0-0	0-0	0	0	0	0	0	0	0	0	0	1
Team															
Totals			23-59	9-20	16-23	6	17	23	23	71	8	9	1	4	200

FG % 1st Half: 12-31 38.7% 2nd half: 11-28 39.3% Game: 23-59 39.0%
 3FG % 1st Half: 5-11 45.5% 2nd half: 4-9 44.4% Game: 9-20 45.0%
 FT % 1st Half: 6-9 66.7% 2nd half: 10-14 71.4% Game: 16-23 69.6%

Seattle U 90 • 9-2

#	Player	Total		3-Ptr		Rebounds			PF	TP	A	TO	Blk	Stl	Min
		FG-FGA	FG-FGA	FT-FTA	Off	Def	Tot								
01	Carter, Myles	f	3-6	0-0	1-2	2	3	5	3	7	0	4	2	0	15
05	Kavas, Matej	g	7-12	6-9	6-6	0	6	6	1	26	1	2	0	0	39
13	Means, Morgan	g	1-6	1-5	2-2	1	4	5	5	5	1	0	0	0	30
23	Brown, Terrell	g	5-9	0-0	2-4	1	10	11	4	12	5	2	1	0	33
24	Jones, Delante	g	9-14	4-7	4-5	0	2	2	1	26	2	1	3	0	37
10	Nettles, Aaron		1-3	0-2	1-2	0	2	2	3	3	1	1	0	1	19
12	Da Campo, Mattia		0-0	0-0	0-0	0	0	0	0	0	0	0	0	0	0
15	Hopkins, Trey		0-1	0-1	0-0	0	1	1	0	0	0	0	0	0	3
35	Grigsby, Riley		5-6	0-1	1-2	1	3	4	1	11	0	0	3	0	24
Team															
Totals			31-57	11-25	17-23	5	31	36	18	90	14	12	9	1	200

FG % 1st Half: 14-29 48.3% 2nd half: 17-28 60.7% Game: 31-57 54.4%
 3FG % 1st Half: 7-15 46.7% 2nd half: 4-10 40.0% Game: 11-25 44.0%
 FT % 1st Half: 4-6 66.7% 2nd half: 13-17 76.5% Game: 17-23 73.9%

Officials: Mike Scypers, Deldre Carr, Michael Greenstein
 Technical fouls: Omaha-None. Seattle U-None.
 Attendance: 873
 2018-19 Men's Basketball. Round: 0. Omaha vs Seattle U. Played at .

Score by periods		1st	2nd	Total
Omaha		35	36	71
Seattle U		39	51	90

	In	Off	2nd	Fast	Bench
Points UNO	24	21	3	11	12
SU	34	15	2	7	14

Last FG - UNO 2nd-01:59, SU 2nd-00:55.
 Largest lead - UNO by 2 1st-19:11, SU by 19 2nd-00:55.
 UNO led for 03:36. SU led for 33:30. Game was tied for 02:54.
 Score tied - 4 times.
 Lead changed - 7 times.

Official Basketball Box Score -- Game Totals -- Final Statistics

Eastern Wash. vs Seattle U

12/01/18 5:00 pm at Seattle, WA (Redhawk Center)

Eastern Wash. 68 • 1-5

#	Player	Total		3-Ptr		Rebounds			PF	TP	A	TO	Blk	Stl	Min
		FG-FGA	FG-FGA	FT-FTA	Off	Def	Tot								
34	Jesse Hunt	f	9-16	3-7	5-7	2	8	10	4	26	1	2	0	1	31
02	Ty Gibson	g	0-3	0-3	0-0	1	2	3	3	0	0	0	0	0	26
10	Jacob Davison	g	1-5	0-3	1-1	0	2	2	1	3	1	2	0	0	21
11	Jack Perry	g	1-6	0-4	0-0	1	6	7	0	2	2	1	0	0	36
13	Luka Vulicic	g	7-12	0-3	4-6	0	3	3	3	18	3	2	0	0	29
00	Tyler Kidd		1-1	0-0	0-0	0	0	0	1	2	0	1	0	0	5
01	Austin Fadal		2-5	0-3	0-0	0	0	0	1	4	0	1	0	0	14
20	Cody Benzell		2-4	1-3	0-0	0	0	0	1	5	0	0	0	0	15
22	Elijah Jackson		2-2	0-0	1-4	0	2	2	3	5	1	1	1	1	13
24	Kim Aiken Jr.		0-1	0-1	0-0	0	5	5	0	0	1	0	0	0	4
35	Tanner Groves		1-3	1-1	0-0	1	0	1	2	3	0	1	0	0	6
Team															
Totals			26-58	5-28	11-18	5	28	33	19	68	9	11	1	2	200

FG % 1st Half: 11-32 34.4% 2nd half: 15-26 57.7% Game: 26-58 44.8%
 3FG % 1st Half: 2-17 11.8% 2nd half: 3-11 27.3% Game: 5-28 17.9%
 FT % 1st Half: 1-1 100.0 2nd half: 10-17 58.8% Game: 11-18 61.1%

Seattle U 88 • 8-2

#	Player	Total		3-Ptr		Rebounds		
---	--------	-------	--	-------	--	----------	--	--



Official Basketball Box Score -- Game Totals -- Final Statistics
Seattle U vs Portland
12/17/18 7:00 pm at Portland, OR (Chiles Center)

Seattle U 67 • 10-3

##	Player	Total			3-Ptr			Rebounds			PF	TP	A	TO	Blk	Stl	Min
		FG-FGA	FG-FGA	FT-FTA	FG-FGA	FG-FGA	FT-FTA	Off	Def	Tot							
01	Carter, Myles	f	3-5	0-0	5-7	4	8	12	4	11	0	1	2	2	30		
05	Kavas, Matej	g	4-9	2-4	1-4	0	5	5	2	11	0	2	1	0	35		
13	Means, Morgan	g	4-10	1-4	7-10	0	6	6	4	16	3	4	0	0	35		
23	Brown, Terrell	g	7-10	0-0	3-4	2	9	11	2	17	1	5	0	1	34		
24	Jones, Delante	g	2-11	1-3	0-0	1	5	6	3	5	0	2	1	0	35		
10	Nettles, Aaron		1-2	1-2	2-2	0	0	0	2	5	0	0	0	0	15		
12	Da Campo, Mattia		0-0	0-0	0-0	0	0	0	0	0	0	0	0	0	0+		
15	Hopkins, Trey		0-0	0-0	0-0	0	0	0	0	0	0	0	0	0	0+		
35	Grigsby, Riley		1-4	0-1	0-0	1	0	1	2	2	0	2	0	0	16		
Team						2	0	2									
Totals			22-51	5-14	18-27	10	33	43	19	67	4	16	4	3	200		

FG % 1st Half: 15-27 55.6% 2nd half: 7-24 29.2% Game: 22-51 43.1% Deadball
 3FG % 1st Half: 4-7 57.1% 2nd half: 1-7 14.3% Game: 5-14 35.7% Rebounds
 FT % 1st Half: 5-10 50.0% 2nd half: 13-17 76.5% Game: 18-27 66.7% 6

Portland 56 • 6-7

##	Player	Total			3-Ptr			Rebounds			PF	TP	A	TO	Blk	Stl	Min
		FG-FGA	FG-FGA	FT-FTA	FG-FGA	FG-FGA	FT-FTA	Off	Def	Tot							
12	Theo Akwuba	c	0-2	0-0	0-2	1	0	1	3	0	0	0	1	0	9		
02	JoJo Walker	g	5-13	1-4	2-4	1	3	4	3	13	2	2	0	5	34		
10	Marcus Shaver Jr.	g	4-16	3-7	0-0	0	1	1	5	11	1	3	0	1	31		
11	Josh McSwiggan	g	5-12	2-6	2-2	1	4	5	2	14	2	3	0	0	35		
13	Franklin Porter	g	1-6	0-2	0-0	0	5	5	4	2	3	2	1	0	38		
01	Malcolm Porter		0-1	0-0	1-2	0	0	0	0	1	0	0	0	0	5		
14	Tahirou Diabate		2-3	0-0	0-3	1	3	4	2	4	0	2	2	0	19		
32	Hugh Hogland		1-1	0-0	2-6	5	1	6	2	4	0	2	1	0	10		
33	Jacob Tryon		2-3	0-0	0-0	2	2	4	0	4	1	1	0	0	9		
55	Xavier Hallinan		1-1	1-1	0-0	0	0	0	0	3	1	0	0	0	10		
Team						2	2	4									
Totals			21-58	7-20	7-19	13	21	34	21	56	10	15	5	6	200		

FG % 1st Half: 8-25 32.0% 2nd half: 13-33 39.4% Game: 21-58 36.2% Deadball
 3FG % 1st Half: 4-9 44.4% 2nd half: 3-11 27.3% Game: 7-20 35.0% Rebounds
 FT % 1st Half: 2-6 33.3% 2nd half: 5-13 38.5% Game: 7-19 36.8% 3,1

Officials: Levon Zakarian, Mike Scyphers, Eric Curry
 Technical fouls: Seattle U-None. Portland-Tahirou Diabate.
 Attendance: 1553

2018-19 Men's Basketball. Round: 0. Portland vs Seattle U. Played at .

Score by periods	1st	2nd	Total
Seattle U	39	28	67
Portland	22	34	56

	Points	In Paint	Off T/O	2nd Chance	Fast Break	Bench
SU	26	13	12	8	7	
UP	22	10	16	9	16	

Last FG - SU 2nd-01:45, UP 2nd-00:47.
 Largest lead - SU by 21 1st-02:48, UP None.
 SU led for 39:16, UP led for 00:00, Game was tied for 00:44.

Score tied - 0 times.
 Lead changed - 0 times.