

2019-20 SEATTLE UNIVERSITY MEN'S BASKETBALL

GAME 6: SU at Ole Miss - Nov. 19, 2019

SEATTLEU
BASKETBALL

CONTACT: Sarah Finney, Assoc. AD for Strategic Communications • finneysa@seattleu.edu • 206-445-2237 • GoSeattleU.com

2019-20 SCHEDULE

DATE	OPPONENT	TIME (PT)
OCT. 22	SAINT MARTIN'S (EXH)	W, 92-71
NOV. 5	PACIFIC LUTHERAN	W, 98-64
Nov. 7	at Washington State	L, 54-85
NOV. 9	EASTERN WASHINGTON	L, 66-74
NOV. 12	PACIFIC UNIVERSITY (ORE.)	W, 115-81
Nov. 16	at Syracuse ~	L, 67-89
Nov. 19	at Ole Miss ~	4:30 PM
Nov. 25	vs. Bucknell (Orlando, FL) ~	11:00 AM
Nov. 26	vs. Yale or W. Michigan (Orlando, FL) ~	11 AM/1 PM
NOV. 30	IDAHO	7:00 PM
DEC. 3	INCARNATE WORD	7:00 PM
DEC. 7	PORTLAND ! #	7:00 PM
Dec. 17	at Washington	8:00 PM
DEC. 21	FLORIDA A&M	7:00 PM
DEC. 23	LONG BEACH STATE	3:00 PM
Dec. 28	at Saint Mary's	5:00 PM
Jan. 2	at Kansas City *	5:00 PM
Jan. 4	at Chicago State *	10:00 AM
JAN. 11	UTAH VALLEY *	7:00 PM
JAN. 16	UTRGV *	7:00 PM
JAN. 18	NM STATE *	7:00 PM
Jan. 23	at Grand Canyon *	6:00 PM
Jan. 25	at CSU Bakersfield *	7:00 PM
FEB. 1	CALIFORNIA BAPTIST * !	1:00 PM
Feb. 8	at Utah Valley *	1:00 PM
Feb. 13	at NM State *	6:00 PM
Feb. 15	at UTRGV *	5:00 PM
FEB. 20	GRAND CANYON *	7:00 PM
FEB. 22	CSU BAKERSFIELD *	7:00 PM
Feb. 29	at California Baptist *	7:00 PM
MAR. 5	CHICAGO STATE *	7:00 PM
MAR. 7	KANSAS CITY * !	1:00 PM

Mar. 12-14 at WAC Championship (Las Vegas, NV)

HOME GAMES played at the Redhawk Center unless noted

! Game played at accesso ShoWare Center (Kent, Wash.)

Elgin Baylor Classic | ~ Preseason NIT

* WAC game | All times listed are Pacific

All dates and times subject to change

206-398-GOSU (4678) | GoSeattleU.com/tix

All games broadcast on KTTH 770 AM



SEATTLE U (2-3)



OLE MISS (3-0)

GAMEDAY ROUND-UP

Seattle University Redhawks (2-3) at Ole Miss (3-0)

Tuesday, Nov. 19, 2019 • 6:30 PM CT/4:30 PM PT • The Pavilion • Oxford, Miss.

LISTEN: KTTH 770 AM/mynorthwest.com (Max Gun)

WATCH: SEC Network+ (Seth Austin and John Stroud)

ON TAP

Seattle U men's basketball (2-3) continues its current road swing with a Tuesday, Nov. 19 meeting at Ole Miss, in the second of four total games as part of the NIT Season Tip-Off. Tip time in Oxford, Miss., is set for 6:30 p.m. Central, 4:30 p.m. Pacific. The game will be carried on the SEC Network+ (digital and streaming only). Fans can also tune in to KTTH 770 AM in Seattle or online at mynorthwest.com.

QUICK HITS

- The Redhawks are 2-3 on the season following an 89-67 defeat to Syracuse on Saturday at the Carrier Dome.
- After hitting a combined eight three-pointers over the previous three games, Seattle U finished with eight threes at Syracuse. They broke out of their shooting slump in the second half, going 7-for-13 from deep in the frame.
- Myles Carter recorded his second consecutive double-double, collecting 10 points and 10 assists.
- Terrell Brown led the Redhawks in scoring for the fourth time (in five games), finishing with 23 points.

ABOUT THE SERIES VS OLE MISS

This marks the first-ever meeting between Seattle U and Ole Miss.

PROJECTED STARTING LINEUP

POS.	NO.	NAME	YR	HT	PPG	NOTABLE
F	1	Myles Carter	RSr.	6-9	15.0	10 pt, 10 reb double-double at Syracuse
G	12	Mattia Da Campo	Sr.	6-5	4.0	3rd on team with 5.2 rpg
G	13	Morgan Means	Sr.	6-3	7.3	10 pts, 7 reb, 3 stls vs EWU
G	23	Terrell Brown	RJo.	6-1	22.6	Team leader in points, rebounds and assists
G	24	Delante Jones	RSr.	6-5	8.2	12 pts, including 3 3s at Syracuse

RESERVES

G	0	Rip Economou	So.	6-8	2.8	7 pts, 3 reb vs Pacific
G	2	Trey Hopkins	So.	6-4	7.0	4 pts in 4 mins at Syracuse
F	5	Joe Wall	So.	6-7	1.0*	Appeared in 11 games, went 3-8 from 3 in 2018-19
G	10	Aaron Nettles	Jr.	5-11	7.0	7 pts, 3 reb, 3 assts at Syracuse
G/F	11	Riley Grigsby	So.	6-6	4.3*	Currently sidelined (hand injury)
F	14	Matt Vail	So.	6-5	0.0*	Appeared in 9 games in 2018-19
C	21	Jordan Dallas	Gr.	6-10	4.4	7 pts, 2 reb, 2 blks vs Pacific
F	25	Cade Alger	Fr.	6-9	—	18 pts, 12.3 reb and 3 assts per gm at Ripon Christian HS
G	33	Mikkel Hauge	Fr.	6-4	2.3	2 pts, 1 assts in 6 mins vs Pacific
F	34	Anand Hundal	Sr.	6-10	2.0	64 pts, 4 reb in 8 mins vs Pacific
G	35	Dovy Pinksus	Fr.	6-7	1.0	4 pts in collegiate debut vs PLU
G	41	Jaren Nafarrete	Fr.	5-7	—	15 pts, 5 assts, 4 reb, 3 stls per gm at Foothills Christian HS

* PPG from final 2018-19 stats

**UNIVERSITY INFORMATION**

Location: Seattle, Wash.
 Founded: 1891
 Chartered: 1898
 Enrollment: 4,647 (undergrad)
 Nickname: Redhawks
 Colors: Red and White
 Affiliation: NCAA Division I
 Conference: Western Athletic Conference
 Home Facility (capacity): Redhawk Center (999)
 President: Fr. Stephen Sundborg, S.J.
 Director of Athletics: Shaney Fink
 Athletic Ticket Office: 206-398-GOSU (4678)

MEN'S BASKETBALL COACHING STAFF

Head Coach: Jim Hayford (Third season)
 Alma Mater: (Azusa Pacific '89)
 Record at Seattle: 40-32 (Two season)
 Career Record: 400-207 (20 seasons)
 Associate Head Coach: Chris Victor (Third season)
 Alma Mater: Concordia '04
 Associate Head Coach: Alex Pribble (First season)
 Alma Mater: Cal '07
 Assistant Coach: Sam Kirby (Second season)
 Alma Mater: Seattle U '08
 Director of Operations: Mike Odlandi (Second season)
 Alma Mater: Whitworth '10
 Director of Player Dev.: Patrick Mulligan (Third season)
 Alma Mater: Gonzaga

TEAM FACTS

2018-19 Record: 18-15
 2018-19 WAC Record/Finish: 6-10/T7th
 Letterwinners Returning/Lost: 12/2
 Starters Returning/Lost: 5/1
 Redshirts: 0
 Newcomers: 6
 2018-19 Postseason Result: CIT First Round

ATHLETIC COMMUNICATIONS

Assoc AD for Strategic Comm/MBB Contact: Sarah Finney
 Office Phone: (206) 296-5915
 Cell Phone: (206) 445-2237
 Email: finneysa@seattleu.edu
 Asst. Director of Communications: Brian Vail
 Phone: (206) 296-2490 | Email: vailbr@seattleu.edu
 Asst. Director of Communications: Jason Oliveira
 Phone: (206) 296-2360 | Email: joliveira@seattleu.edu
 Athletic Website: www.GoSeattleU.com
 Radio (Talent): KTTH 770 AM (Dennis Patchin)
 Mailing Address:
 Seattle University, 901 12th Ave., PO Box 222000,
 Seattle, WA 98122

ABOUT THE REBELS

Ole Miss has opened the season 3-0 with wins over Arkansas State, Norfolk State and Western Michigan. Back court mates Devonte Shuler and Breein Tyree are two of three players averaging double figures to start the season. Shuler leads the way with 16.0 ppg and Tyree is close behind at 15.7 ppg. KJ Buffen adds 14.7 points and 8.0 boards per game. The Rebels went 20-13 overall in 2018-19, advancing to the NCAA Tournament first round where they lost to Oklahoma, 95-72. They are under the direction of Kermit Davis, who is in his second year with the program, 22nd year overall as a head coach.

TERRELL ON A TEAR

Terrell Brown has had the hot hand to start the 2019-20 season. The redshirt junior leads Seattle U in scoring (22.6 ppg), rebounds (8.0 rpg) and assists (4.8 apg). His ppg average also leads the WAC and ranks 23rd in the country in games played through Nov. 16. Brown opened the year by nearly recording a triple-double, finishing with 16 points, eight rebounds and nine assists against Pacific Lutheran. He went on to pour in 24 points to go with eight rebounds at Washington State, finishing just two points shy of his then-career-high point total. On Nov. 9 against Eastern Washington, the Seattle native upped the ante, draining a career-high 31 points on 12-28 from the field and 6-9 from the free-throw line. He added 13 rebounds for his first double-double of the season, and sixth of his Seattle U career. Following a 19-point, six-assists, four-rebound effort against Pacific, Brown notched his third 20+ point game at Syracuse, leading the way with 23 points to go along with seven

2019-20 NUMERICAL ROSTER

NO.	NAME	POS	HT	WT	YR/EXP	HOMETOWN/PREVIOUS SCHOOL
0	Rip Economou	G	6-8	190	So./IV	Santa Monica, Calif./Santa Monica HS
1	Myles Carter	F	6-9	230	RSr./IV	Chicago, Ill./St. Rita's of Cascia HS/Seton Hall
2	Trey Hopkins	G	6-3	180	So./IV	Midwest City, Okla./Carl Albert HS
5	Joe Wall	F	6-7	215	So./IV	Portland, Ore./Jesuit HS
10	Aaron Nettles	G	6-0	175	Jr./2V	Seattle, Wash./Seattle Prep
11	Riley Grigsby	G/F	6-6	220	So./IV	San Jose, Calif./Archbishop Mitty HS
12	Mattia Da Campo	G	6-5	210	Sr./3V	Venice, Italy/Stella Azura Academy
13	Morgan Means	G	6-3	175	Sr./3V	Compton, Calif./Redondo Union HS
14	Matt Vail	F	6-5	190	So./IV	Stanwood, Wash./Stanwood HS
21	Jordan Dallas	C	6-10	220	Gr./TR	Long Beach, Calif./Long Beach Poly/Weber State
23	Terrell Brown	G	6-1	175	RJr./IV	Seattle, Wash./Garfield HS/Shoreline CC
24	Delante Jones	G	6-5	195	RSr./IV	Chantilly, Va./Virginia Episcopal/American
25	Cade Alger	F	6-9	190	Fr./HS	Oakdale, Calif./Ripon Christian HS
30	Tiago Zibecchi *	G	6-6	200	RSr./TR	Rio de Janeiro, Brazil/Escola Alema Corcovado/Vanguard/Westcliff
33	Mikkel Hauge	G	6-4	200	Fr./HS	Copenhagen, Denmark/Vaerleose Basketball Club
34	Anand Hundal	F	6-10	230	Sr./IV	Manteca, Calif./Manteca HS/Las Positas College
35	Dovy Pinskus	F	6-7	195	Fr./HS	Vilnius, Lithuania/De La Salle HS/Sunrise Christian Academy
41	Jaren Nafarrete	G	5-7	140	Fr./HS	Chula Vista, Calif./Foothills Christian HS

* redshirting the 2019-20 season

COACHING STAFF

Head Coach: Jim Hayford (Azusa Pacific '89) – Third season
 Associate Head Coach: Chris Victor (Concordia Irvine '04) – Third season
 Associate Head Coach: Alex Pribble (Cal '07) – First season
 Assistant Coach: Sam Kirby (Seattle U '08) – Second season
 Director of Operations: Mike Odland (Whitworth '10) – Second season
 Director of Player Development: Patrick Mulligan (Gonzaga) – Third season

PRONUNCIATION GUIDE

#0 Rip Economou: Ee-con-oh-moe
 #12 Mattia Da Campo: Mat-ee-ah Dah-camp-oh
 #23 Terrell Brown: Teh-Rhel
 #25 Anand Hundal: Ah-nand Hun-dahl
 #30 Tiago Zibecchi: Tee-ah-goh Zee-beck-ee
 #33 Mikkel Hauge: Miggle How-guh
 #35 Dovy Pinskus: Doe-vee Pins-cuss
 #41 Jaren Nafarrete: Jare-en Naf-are-eh-tee



INSIDE THE NUMBERS

2019-20 Record	2-3
Non-Conference	2-3
WAC	0-0
Home	2-1
Away	0-2
Neutral	0-0
In overtime	0-0

Current Streak	L1
Last win	11/12/19 vs. Pacific (115-81)
Last loss	11/16/19 at Syracuse (67-89)
Current Home Streak	W1
Last win	11/12/19 vs. Pacific (115-81)
Last loss	11/9/19 vs. EWU (66-74)
Current Road Streak	L2
Last win	2/28/19 at CBU (67-65)
Last loss	11/16/19 at Syracuse (67-89)
Current Neutral Streak	L2
Last win	3/8/18 vs. UTRGV (77-60)
Last loss	3/14/19 vs. GCU (75-84)

Records When...

November	2-3
December	0-0
January	0-0
February	0-0
March	0-0

Monday	0-0
Tuesday	2-0
Wednesday	0-0
Thursday	0-1
Friday	0-0
Saturday	0-2
Sunday	0-0

Leading at halftime	2-1
Trailing at halftime	0-2
Tied at halftime	0-0

Scoring less than 60	0-1
Scoring between 60-69	0-2
Scoring between 70-79	0-0
Scoring between 80-89	0-0
Scoring 90 or more	2-0

Allowing less than 60	0-0
Allowing between 60-69	1-0
Allowing between 70-79	0-1
Allowing between 80-89	1-2
Allowing 90 or more	0-0

Shooting below 30%	0-0
Shooting between 30-39.9%	1-3
Shooting between 40-44.9%	0-0
Shooting between 45-49.9%	0-0
Shooting between 50-54.9%	0-0
Shooting 55% or above	1-0

Opponent shooting below 30%	0-0
Opponent shooting between 30-39.9%	1-1
Opponent shooting between 40-44.9%	0-1
Opponent shooting between 45-49.9%	0-0
Opponent shooting between 50-54.9%	0-0
Opponent shooting 55% or above	1-1

More or same rebounds than opponent	2-1
Fewer rebounds than opponent	0-2

Game decided by 1-5 Points	0-0
Game decided by 6-10 Points	0-1
Game decided by 11-15 Points	0-0
Game decided by 16-20 Points	0-0
Game decided by 21+ Points	2-2

SU has 0 players in double figures	0-0
SU has 1 players in double figures	0-0
SU has 2 players in double figures	0-1
SU has 3 players in double figures	1-2
SU has 4 players in double figures	1-0
SU has 5+ players in double figures	0-0

Wearing Black Jerseys	0-2
Wearing Grey Jerseys	0-0
Wearing Red Jerseys	0-0
Wearing White Jerseys	2-1

rebounds.

CARTER FROM THE STRIPE

In games played through Nov. 16, Myles Carter is 25-for-29 from the free-throw line, good for an 86.2 percent clip. His 25 makes rank 5th in the nation and his 29 attempts rank 15th. In addition, Carter's made more than a 20 percent jump from one season ago. He finished 2018-19 having hit 94-of-151 (62.3 percent).

NEARING 1,000 POINT CLUB

Senior Morgan Means currently sits at 973 career points. The Compton, Calif., native needs just 27 points to reach 1,000 for his career. Means will become the third Seattle U player to reach the 1,000-point mark in the modern DI era. Aaron Broussard (2009-12) finished his career with 1,271 while Isaiah Umipig (2013-15) scored 1,164 career points.

LAST TIME OUT

Playing in one of the most storied venues in college basketball, the Redhawks finally found their shooting touch in the second half. But a slow start coupled with a hot-shooting Syracuse side sent the Redhawks to an 89-67 defeat to the Orange at the Carrier Dome in Syracuse, N.Y., Saturday night as part of the Preseason NIT. The Redhawks won the tip and scored the game's first bucket – a Myles Carter layup off a Morgan Means feed – but Syracuse would the over from there, hitting seven of their first eight attempts, quickly building a 17-4 advantage. Seattle U's outside shoot struggles continued into the first half Saturday night, as they hit just 1-12 from three, 9-33 overall. Led by Joe Girard's 13 first-half points, the Orange went 7-14 from deep and 15-24 overall to carry a 44-26 lead into the break. After hitting a combined eight three pointers over the past three games, the Redhawks finally found their mark in the second frame, going 7-13 from deep. Means opened the half with a triple, Terrell Brown and Mattia Da Campo each hit one and Delate Jones drained a pair, all in periods first seven minutes, cutting the deficit to 12, 57-45. A third Jones' three would make it 59-48 with 13:01 to play. Trailing 61-48, the Redhawks would put together a 6-0 spurt, capped by four-point play by Aaron Nettles, that brought the spread down to seven, 61-54. But Syracuse answered with a 10-2 run of its own and the teams would eventually trade points down the stretch. "We didn't put resistance against Syracuse and their offense in the first 10 minutes of the game," said Head Coach Jim Hayford. "And we shot the ball very poorly. Then we opened the second half by putting resistance against their



offense and making shots, and then we looked like we belonged on the court with them. I wish we could have given them 40 quality minutes. But they did what good teams do, which is expose you when you're not playing quality basketball." Brown led the Redhawks for the fourth time this season, finishing with 23 points to go along with seven rebounds and three assists. Jones added 12 points and Carter had 10 points and 10 boards. Means finished with five points, five assists and four steals. Girard paced Syracuse with 24 points. Five total Cuse players scored in double figures as the home side shot just shy of 60 percent for the game.

400 CAREER VICTORIES FOR HAYFORD

Head Coach Jim Hayford earned his 400th career victory on Tuesday, Nov. 12 as the Redhawks defeated Pacific University, 115-81. The win was also Hayford's 40th at the helm of the Redhawks, achieved in just over two seasons. "Players win games," said Hayford postgame. "I've had a lot of great players and a lot of great assistant coaches. A lot of credit goes to my family. I've been doing this 21 years and it's a stressful job, so I guess I've got some stick-to-it-ness and I got a few things right." His road to 400 has included 12 seasons of 20 wins or more and 11 national postseason tournaments, including six (2003, 2007, 2008, 2009, 2010, 2011) at NCAA Division III Whitworth, three at EWU (2015, 2016, 2017) and two at Seattle U (2018, 2019). Hayford is in his 21st season as a head coach.

REDHAWK RUNDOWN

- The Redhawks surpassed the 100-point mark for the fifth time under Head Coach Jim Hayford with their 115-81 win over Pacific University on Nov. 12. They achieved the feat twice during his first season (121 vs. Puget Sound on Nov. 12, 2017; 102 vs. Detroit Mercy on Nov. 18, 2017) and twice last year (107 vs. Northwest University on Nov. 28, 2018; 102 vs. Prairie View A&M on Dec. 20, 2018).
- Myles Carter poured in a career-high 37 points versus Pacific, the second 30+ point effort by a Redhawk this season.
- The Redhawks' 43-for-51 effort from the free-throw line vs. Pacific are both records during the modern day DI era. Myles Carter went 15-for-17 in the game and Aaron Nettles was 16-for-18, finishing with 16 points.
- Seattle U won its season opener for the first time in the Jim Hayford era. The Redhawks downed Pacific Lutheran University, 98-64, on Nov. 5. The last time the Redhawks had won their home opener was the 2016-17 season, also a win over the PLU Lutes.

- The Redhawks hit just one three pointer on Nov. 7 at Washington State, marking the least three's made in a game during Hayford's tenure. The Redhawks went 1-15 from deep versus the Cougars. The previous low was two made three-pointers, which happened on Dec. 29, 2018 at Cal and Jan 19, 2019 versus UTRGV.
- Sophomore guard Trey Hopkins was a spark in the Redhawk lineup the first two games this season. The Midwest City, Okla., native scored 11 points on Nov. 5 against Pacific Lutheran, then followed with a 10-point effort at Washington State on Thursday. He went 3-5 from the field and 4-4 from the charity stripe while also adding a pair of boards in 13 minutes of action.

PRESEASON HONORS

Junior Terrell Brown and senior Myles Carter picked up individual preseason honors. Brown was named to the Coaches' All-WAC First Team and the Media All-WAC Second Team, while Carter was selected to the Coaches' All-WAC Second Team.

Brown, a redshirt junior who transferred into the Redhawks program last year, completed his inaugural SU season averaging 14.1 ppg and 6.9 rpg. The Seattle native was named to both the 2018-19 WAC All-Newcomer Team and the All-WAC Second Team.

Carter, a redshirt senior, was one of the most dominant interior presences in the WAC one year ago. He led the WAC in blocked shots (60) and double-doubles (11), while averaging 12.9 ppg and 7.9 rpg. Carter earned WAC All-Defensive Team honors in 2018-19 and was named to the NABC DI All-District 6 Second Team.

WAC PRESEASON POLLS

Seattle University men's basketball was selected to finished third in the Western Athletic Conference as both the WAC 2019-20 Preseason Coaches Poll and Media Poll. This marks the second consecutive year that the Redhawks have earned a third place selection, the highest preseason rank since 2014-15.

Reigning WAC champion NM State was selected to repeat the feat in 2019-20, earning eight of nine first-place votes in the Coaches' Poll. Coaches could not vote for their own team or players. The Aggies were also the unanimous first-place pick by the media. Grand Canyon was picked second in both polls.

CHALLENGING 2019-20 SCHEDULE

The 2019-20 schedule features as many as six 2019 NCAA Tournament teams including Syracuse (Nov.

16), Ole Miss (Nov. 19), Bucknell (Nov. 25), Washington (Dec. 17) and Saint Mary's (Dec. 28). A potential Nov. 26 meeting with reigning IVE League champion Yale would make six.

HOME COURT ADVANTAGE

Seattle U has compiled a 234-150 (.609) record in North Court, including a 15-game winning streak that began Nov. 5, 2008 with a perfect 10-0 mark during the 2008-09 season. In 2017-18, the Redhawks went 9-1 at the Redhawk Center and in 2018-19, the Redhawks went 12-6.

GET YOUR 2019-20 TICKETS!

Season tickets for the Redhawks' complete 16-game home slate are also still available with prices starting as low as \$150 per seat. Also available for purchase now are mini-plan options as well as single-game tickets for non-conference games. For more information and to reserve your seats today, contact the SU Athletics Ticket office at 206-398-4678 or visit goseattleu.com/tix.

CHRISTMAS IN HAWAII IN 2020

It's never too early to start making holiday travel plans. And Seattle U basketball fans can now start preparing for sunshine and palm trees in December as the Redhawks have announced official acceptance into the 2020 Hawaiian Airlines Diamond Head Classic, hosted by the University of Hawaii and managed by ESPN Events.

"We are thrilled to be invited to one of the premier, nationally televised tournaments to be hosted each year," said Head Coach Jim Hayford. "This is an exciting opportunity for our players and our program as a whole."

Recent tournament winners have included TCU (2018), USC (2017), San Diego State (2016) and Oklahoma (2015). The 2019 field includes the likes of Georgia Tech, Washington, Hawaii, Boise State, Ball State, Houston, UTEP and Portland.

A full tournament bracket, ticket information and travel packages for the 2020 Diamond Head Classic will be revealed by ESPN Events in December. The tournament traditionally includes games on December 22, 23 and 25.

This tournament during the 20-21 season will make the second straight year that the Redhawks participate in a nationally televised tournament run by ESPN Events. This November, Seattle U will face 2019 NCAA Tournament teams Syracuse, Ole Miss



and Yale, along with either Bucknell or Northern Michigan, all as part of the NIT Season Tip-Off.

YEAR TWO UNDER HEAD COACH JIM HAYFORD

Hayford's Redhawks went 18-15 overall in 2018-19, marking the first back-to-back seasons with 18 wins or more since 2007-08 and 2008-09. The squad jumped out to a 12-3 record to start the season, including wins over Pac-12 members Washington State and Cal, marking the best start to a year in more than 50 years. The Redhawks would battle injury and illness as conference play got underway, but rebounded to win five of their final six regular-season contests. Terrell Brown (All-WAC Second Team, WAC All-Newcomer Team) and Myles Carter (WAC All-Defensive Team, NBCA All-District Second Team) both entered the Seattle U all-time record book during the season. Brown's 150 assists ranks eighth all-time and Carter's 60 blocks ranks second. The team's 238 three-pointers ranks third all-time while their 118 blocks are second.



Jim Hayford was named Seattle University's men's basketball head coach on Wednesday, Mar. 28, 2017. In his first season at Seattle U, he led the Redhawks to their most successful season in the school's modern-day Division I era.

Hayford's Redhawks went 18-15 overall in 2018-19, marking the first back-to-back seasons with 18 wins or more since 2007-08 and 2008-09. The squad jumped out to a 12-3 record to start the season, including wins over Pac-12 members Washington State and Cal, marking the best start to a year in more than 50 years. The Redhawks would battle injury and

illness as conference play got underway, but rebounded to win five of their final six regular-season contests. Terrell Brown (All-WAC Second Team, WAC All-Newcomer Team) and Myles Carter (WAC All-Defensive Team, NBCA All-District Second Team) both entered the Seattle U all-time record book during the season. Brown's 150 assists ranks eighth all-time and Carter's 60 blocks ranks second. The team's 238 three-pointers ranks third all-time while their 118 blocks are second.

Inheriting a program that went 13-17 in 2016-17, Hayford led the 2017-18 Redhawks to finish 20-14 overall, 16-3 on their home court and 8-6 in Western Athletic Conference play. The win total marked a program high since returning to Division I in 2008-09, and marked the first 20-win DI season since 1963-64 when Seattle U finished 22-6. The 16 home victories was also a modern-day DI record, while the eight WAC wins was the most since joining the league in 2012-13. The fourth-place finish ties the best finish during the Redhawks six years competing in the WAC. The season culminated in Hayford's 10th national postseason appearance as a head coach as the Redhawks earned a berth in the Collegiate Basketball Invitational (CBI).

Hayford's up-tempo style of play saw the Redhawks set numerous modern-day DI program records including total points (2,589), field goals (881), field goal percentage (44.6), three-point field goals (312), free-throw percentage (73.8), rebounds (1,298) and blocks (123). Three Redhawks earned postseason honors from the WAC, including junior center Aaron Menzies (Second Team All-WAC, All-Defensive Team), sophomore guard Matej Kavaz (Second Team All-WAC) and graduate guard Jordan Hill (All-Newcomer Team). Menzies would set an all-time program record with 79 blocks and a modern-day DI record with 302 rebounds.

Hayford has 20 total seasons as a head coach, amassing an overall record of 398-204 (.670). Prior to Seattle U, he had stints at EWU, Whitworth (NCAA DIII) and Sioux Falls (NAIA). He has coached in 11 national postseason tournaments, including six (2003, 2007, 2008, 2009, 2010, 2011) at NCAA Division III Whitworth, three at EWU (2015, 2016, 2017) and two at Seattle U (2018, 2019).

COACH HAYFORD'S YEAR-BY-YEAR RESULTS

YEAR	SCHOOL	OVERALL	PCT	CONFERENCE
1999-00	Sioux Falls	15-15	.500	
2000-01	Sioux Falls	22-12	.647	
Totals at Sioux Falls	(2 seasons)	37-27	.578	
2001-02	Whitworth	20-7	.741	12-4/2nd
2002-03 \$	Whitworth	23-4	.851	13-3/1st
2003-04	Whitworth	19-6	.760	12-4/2nd
2004-05	Whitworth	13-11	.542	9-7/4th
2005-06	Whitworth	20-7	.741	13-3/2nd
2006-07 \$	Whitworth	24-4	.857	13-3/1st
2007-08 \$	Whitworth	21-7	.750	12-4/1st
2008-09 \$	Whitworth	23-6	.793	12-4/2nd
2009-10 \$	Whitworth	26-3	.897	16-0/1st
2010-11 \$	Whitworth	28-2	.933	15-1/1st
Totals at Whitworth	(10 seasons)	217-57	.792	
2011-12	Eastern Washington	15-17	.469	8-8/4th
2012-13	Eastern Washington	10-21	.323	7-13/8th
2013-14	Eastern Washington	15-16	.484	10-10/T6th
2014-15 #	Eastern Washington	26-9	.743	14-4/T1st
2015-16 !	Eastern Washington	18-16	.529	10-8/T5th
2016-17 !	Eastern Washington	22-12	.647	13-5/2nd
Totals at EWU	(6 seasons)	106-91	.538	
2017-18 !	Seattle University	20-14	.588	8-6/4th
2018-19 @	Seattle University	18-15	.545	6-10/7th
Totals at SU	(2 seasons)	38-29	.567	
Total as Head Coach	(20 seasons)	398-204	.670	

\$ - NCAA Division III participant

- NCAA DI Tournament participant, Big Sky Conference Tournament Champions & regular-season co-champions

! - College Basketball Invitational (CBI) Tournament participant

@ - CollegiateInsider.com Tournament (CIT) participant



In 2016-17, Hayford completed his sixth season as the head coach at EWU, leading the Eagles to a 22-12 overall record and a 13-5 mark in Big Sky Conference play. In six seasons with Hayford at the helm, the Eagles went to the NCAA Tournament (2015), the CBI Tournament (2016, 2017), earned a Big Sky regular season co-championship (2015) and won the Big Sky Tournament title (2015). Under Hayford, the Eagles had one Big Sky Conference Player of the Year (Jacob Wiles, 2017), two Big Sky Freshmen of the Year, 12 All-Big Sky selections, seven National Association of Basketball (NABC) All-District selections, two Associated Press honorable mention All-Americans and one NBA Draft pick (Tyler Harvey, 2015).

The building process at EWU hit its stride in 2014-15 when Hayford led the Eagles to a 26-9 mark, including a 14-4 Big Sky record. EWU went on to win the Big Sky Conference Tournament and earn a bid to the NCAA Tournament – the first postseason appearance for the program since 2003-04. The team featured Tyler Harvey, who was the nation's leader in scoring (23.1 ppg) and three-pointers made per game (4.0), and went on to be the program's third all-time NBA Draft pick. For his efforts, Hayford was named Big Sky Co-Coach of the Year.

Before taking over at Eastern Washington in March of 2011, Hayford spent 10 seasons building Whitworth University in Spokane, Wash., into a NCAA Division III powerhouse. In his tenure at the helm of the Pirates, Hayford had a record of 217-57 and a winning percentage of .792. He was the Northwest Conference Coach of the Year five times, and twice was honored by the NABC as the West Region Coach of the Year.

Taking over a program that went 25-24 in the two seasons prior (1999-01), Hayford coached the Pirates to eight 20-win seasons, six appearances in the NCAA Division III Tournament (including the last five seasons in a row), five Northwest Conference titles, three NCAA DIII Sweet 16 appearances (2008, 2010, 2011) and one Elite Eight appearance (2011). At the time he left Whitworth, his career winning percentage ranked among the top 10 among all active NCAA Division III coaches.

Prior to Whitworth, Hayford was head coach at the University of Sioux Falls (S.D.), where he compiled a 37-27 record in two seasons. During his inaugural season (1999-2000), he led the Cougars to their first conference playoff appearance in five years. Hayford's Cougars finished the 2000-01 season at 22-12, setting a school record for wins in a season. Prior to Hayford's arrival, USF was 9-17 in 1998-99.

Hayford served as the top assistant coach at Azusa Pacific University (Calif.) from 1990-99, including eight seasons under Bill Odell. APU won seven consecutive Golden State Athletic Conference titles during that time and advanced to the NAIA Division I Final Four in each of his final two seasons there.

Hayford earned his bachelor's degree in social science from Azusa Pacific in 1989. He earned a master's degree in education from Claremont Graduate School in 1991. Hayford and his wife, Robin, have two adult children, daughter, Jayme, and son, Joseph.



THE LAST TIME SEATTLE UNIVERSITY...

Won at home.....	11/12/19 vs. Pacific, 115-81
Lost at home.....	11/9/19 vs. Eastern Washington, 66-74
Won on the road	2/28/19 at California Baptist, 67-65
Lost on the road	11/16/19 at Syracuse, 67-89
Won at a neutral site	3/8/18 vs. UTRGV (77-60 (Las Vegas)
Lost at a neutral site	3/14/18 vs. Grand Canyon, 75-84 (Las Vegas)
Won five+ consecutive games	six in 2018 (11/23/18-12/6/18)
Won 10+ consecutive games	10 in 2008-09 (1/13/09 - 2/27/09)
Won 20+ consecutive games	26 in 1953-54
Lost five+ consecutive games	5 in 2018-19 (1/3/19 - 1/19/19)
Scored less than 50 points	2/14/19 at UTRGV, 44-59
Scored 80-89 points.....	3/9/18 vs. Grand Canyon, 83-76 (ot)
Scored 90-99 points.....	11/5/19 vs. Pacific Lutheran, 98-64
Scored 100+ points.....	11/12/19 vs. Pacific, 115-81
Won an overtime game.....	3/9/18 vs. Grand Canyon, 83-76 (ot)
Lost an overtime game.....	3/3/18 vs. Central Arkansas, 92-90 (ot)
Defeated a nationally-ranked team	1/12/74 vs. #16 UNLV, 82-64
Lost to a nationally-ranked team	12/21/11 vs. #24 Virginia, 83-77
Hosted a nationally-ranked team.....	12/21/11 vs. #24 Virginia (L, 77-83)
Shot under 30% FG	11/16/16 at Notre Dame, 29.1% (16-55)
Shot 30-39.9% FG	11/16/19 at Syracuse, 37.1% (23-62)
Shot 40-49.9% FG	3/20/19 vs. Presbyterian, 41.7% (25-60)
Shot 50-59.9% FG	11/12/19 vs. Pacific, 57.6% (34-59)
Shot 60+% FG	2/15/18 vs. UTRGV, 60.8% (31-52)
Had 50+ rebounds.....	11/12/17 vs. Puget Sound, 61
Made 10+ 3-Pointers	1/24/19 at Chicago State, 12

THE LAST TIME A SEATTLE U PLAYER...

Scored 25-29 points	2/16/19, Terrell Brown at New Mexico State, 25
Scored 30-39 points	11/12/19, Myles Carter vs. Pacific, 37
Scored 40-59 points.....	11/28/09, Charles Garcia vs. Wofford, 41
Scored 60+ points.....	1/30/58, Elgin Baylor vs. Portland, 60
Made 10+ field goals.....	11/12/19, Myles Carter vs. Pacific, 11
Made 5+ 3-pointers.....	12/6/18, Matej Kavaz vs. Omaha, 6
Had 10-15 rebounds.....	11/16/19, Myles Carter at Syracuse, 10
Had 16-19 rebounds	1/6/18, Aaron Menzies vs. Chicago State, 19
Had 20+ rebounds.....	2/15/97, Roger Hammond at Northwest College, 24
Had a double-double.....	11/16/19, Myles Carter at Syracuse (10p, 10r)
Led team in pts. & rbs	11/12/19, Myles Carter vs. Pacific (37p, 15r)
Shot 100% FG (min. 5).....	12/19/16, Morgan Means vs. Southern Utah (5-5)
Shot 100% FT (min. 10).....	12/29/18, Morgan Means at California (16-16)
Had 10+ assists	11/23/18, Terrell Brown vs. Denver, 10
Had 5+ steals.....	12/1/18, Morgan Means vs. EWU, 5
Had 5+ blocks.....	11/28/18, Myles Carter vs. Northwest, 7

STATISTICAL NOTEABLES

30-plus Points

37	Myles Carter vs. Pacific, 11/12/19
31	Terrell Brown vs. Eastern Washington, 11/9/19

20-plus Points

24.....	Terrell Brown at Washington State, 11/7/19
23	Terrell Brown at Syracuse, 11/16/19

15-plus Rebounds

15	Myles Carter vs. Pacific, 11/12/19
----------	------------------------------------

5-plus Assists

9	Terrell Brown vs. Pacific Lutheran, 11/5/19
6	Terrell Brown vs. Pacific, 11/12/19
6	Mattia Da Campo vs. Pacific, 11/12/19
5	Aaron Nettles vs. Pacific, 11/12/19
5	Morgan Means at Syracuse, 11/16/19

5-plus Steals


.....	
-------	--

5-plus Blocks

.....	
-------	--

DOUBLE-DOUBLES

Terrell Brown (31p, 13r)	vs. Eastern Washington, 11/9/19
Myles Carter (37p, 15r)	vs. Pacific, 11/12/19
Myles Carter (10p, 10r)	at Syracuse, 11/16/19



RIP ECONOMOU
6-8 • 190 • G • SO



MYLES CARTER
6-9 • 230 • F • S-JR




TREY HOPKINS
6-3 • 180 • G • SO



JOE WALL
6-7 • 215 • F • SO




AARON NETTLES
6-0 • 175 • G • JR



RILEY GRIGSBY
6-6 • 220 • G/F • SO



MATTIA DA CAMPO
6-5 • 210 • G • SR




MORGAN MEANS
6-3 • 175 • G • SR



MATT VAIL
6-5 • 190 • F • SO



JORDAN DALLAS
6-10 • 220 • C • GR




TERRELL BROWN
6-1 • 175 • G • R-JR



DELANTE JONES
6-5 • 195 • G • S-JR




CADE ALGER
6-9 • 190 • F • FR




MIKKEL HAUGE
6-4 • 200 • G • FR



ANAND HUNDAL
6-10 • 230 • F • SR




DOVY PINSKUS
6-7 • 195 • G • FR



JAREN NAFARRETE
5-7 • 140 • G • FR



JIM HAYFORD
HEAD COACH



CHRIS VICTOR
ASSOCIATE HEAD COACH



ALEX PRIBBLE
ASSOCIATE HEAD COACH



SAM KIRBY
ASSISTANT COACH



MIKE ODLAND
DIRECTOR OF OPS



PATRICK MULLIGAN
DIRECTOR OF PLAYER DEV



Seattle University Basketball
Seattle U Combined Team Statistics (as of Nov 16, 2019)
All games

RECORD:	OVERALL	HOME	AWAY	NEUTRAL
ALL GAMES	2-3	2-1	0-2	0-0
CONFERENCE	0-0	0-0	0-0	0-0
NON-CONFERENCE	2-3	2-1	0-2	0-0

#	Player	gp-gs	min	avg	Total	3-Point	F-Throw	Rebounds		pf	dq	a	to	blk	stl	pts	avg
					fg-fga	fg%	3fg-fga	3fg%	ft-fa	ft%	off	def	tot	avg			
23	Brown, Terrell	5-5	162	32.4	48-95	.505	2-7	.286	15-21	.714	6	34	40	8.0	10	0	22.6
01	Carter, Myles	5-5	141	28.2	25-42	.595	0-2	.000	25-29	.862	12	28	40	8.0	10	0	15.0
24	Jones, Delante	5-5	118	23.6	12-38	.316	8-25	.320	9-13	.692	2	12	14	2.8	18	1	8.2
13	Means, Morgan	3-3	92	30.7	7-28	.250	3-13	.231	5-5	1.000	2	10	12	4.0	12	1	7.3
02	Hopkins, Trey	5-1	83	16.6	13-30	.433	1-13	.077	8-10	.800	3	8	11	2.2	5	0	7.0
10	Nettles, Aaron	5-0	97	19.4	6-20	.300	3-14	.214	20-24	.833	2	5	7	1.4	7	0	7.0
21	Dallas, Jordan	5-2	52	10.4	8-16	.500	3-9	.333	3-4	.750	3	9	12	2.4	10	0	4.4
12	Da Campo, Mattia	5-2	109	21.8	6-12	.500	1-4	.250	7-11	.636	9	17	26	5.2	14	1	4.0
00	Economou, Rip	5-2	66	13.2	6-21	.286	2-15	.133	0-0	.000	1	6	7	1.4	7	0	2.8
33	Hauge, Mikkel	4-0	21	5.3	3-3	1.000	1-1	1.000	2-4	.500	0	2	2	0.5	0	0	2.3
34	Hundal, Anand	5-0	41	8.2	4-7	.571	0-2	.000	2-2	1.000	4	5	9	1.8	3	0	2.0
35	Pinskus, Dovy	4-0	18	4.5	1-3	.333	0-0	.000	2-2	1.000	0	2	2	0.5	0	0	1.0
Team											10	15	25		1		
Total.....		5	1000		139-315	.441	24-105	.229	98-125	.784	54	153	207	41.4	96	3	80.0
Opponents.....		5	1000		132-334	.395	48-160	.300	81-116	.698	57	131	188	37.6	108	-	78.6

TEAM STATISTICS	SU	OPP	Date	Opponent	Score	Att.
SCORING	400	393	11/05/19	PACIFIC LUTHERAN	w 98-64	828
Points per game	80.0	78.6	11/07/19	at Washington St.	L 54-85	2810
Scoring margin	+1.4	-	11/09/19	EASTERN WASH.	L 66-74	999
FIELD GOALS-ATT	139-315	132-334	11/12/19	PACIFIC (OR)	w 115-81	921
Field goal pct	.441	.395	11/16/19	at Syracuse	L 67-89	21487
3 POINT FG-ATT	24-105	48-160	* - Conference game			
3-point FG pct	.229	.300				
3-pt FG made per game	4.8	9.6				
FREE THROWS-ATT	98-125	81-116				
Free throw pct	.784	.698				
F-Throws made per game	19.6	16.2				
REBOUNDS	207	188				
Rebounds per game	41.4	37.6				
Rebounding margin	+3.8	-				
ASSISTS	63	63				
Assists per game	12.6	12.6				
TURNOVERS	67	63				
Turnovers per game	13.4	12.6				
Turnover margin	-0.8	-				
Assist/turnover ratio	0.9	1.0				
STEALS	29	33				
Steals per game	5.8	6.6				
BLOCKS	13	13				
Blocks per game	2.6	2.6				
ATTENDANCE	2748	24297				
Home games-Avg/Game	3-916	2-12148				
Neutral site-Avg/Game	-	0-0				

Score by Periods	1st	2nd	Totals
Seattle U	183	217	400
Opponents	184	209	393



Seattle University Basketball
Seattle U Season Schedule/Results & Leaders (as of Nov 16, 2019)
All games

RECORD:	OVERALL	HOME	AWAY	NEUTRAL
ALL GAMES	2-3	2-1	0-2	0-0
CONFERENCE	0-0	0-0	0-0	0-0
NON-CONFERENCE	2-3	2-1	0-2	0-0

Date	Opponent		Score		Att.	High Points	High Rebounds
11/05/19	PACIFIC LUTHERAN	W	98-64		828	(16)Brown, Terrell	(8)Brown, Terrell
11/07/19	at Washington St.		54-85	L	2810	(24)Brown, Terrell	(8)Brown, Terrell
							(8)Da Campo, Mattia
11/09/19	EASTERN WASH.		66-74	L	999	(31)Brown, Terrell	(13)Brown, Terrell
11/12/19	PACIFIC (OR)	W	115-81		921	(37)Carter, Myles	(15)Carter, Myles
11/16/19	at Syracuse		67-89	L	21487	(23)Brown, Terrell	(10)Carter, Myles

* - Conference game

Attendance Summary	Games	Attend	Avg/Game
Home	3	2748	916
Away	2	24297	12148
Neutral	0	0	0
Total	5	27045	5409



Seattle University Basketball
Seattle U Team Game-by-Game (as of Nov 16, 2019)
All games

TEAM STATISTICS

Opponent	Date	Score		Total		3-Pointers		Free throws		Rebounds				pf	a	t/o	blk	stl	pts	avg
				fg-fga	pct	3fg-fga	pct	ft-fa	pct	off	def	tot	avg							
PACIFIC LUTHERAN	11/05/19	98-64	W	38-67	.567	8-28	.286	14-19	.737	15	28	43	43.0	14	17	9	3	5	98	98.0
at Washington St.	11/07/19	54-85	L	20-59	.339	1-15	.067	13-19	.684	9	30	39	41.0	14	4	12	4	1	54	76.0
EASTERN WASH.	11/09/19	66-74	L	24-68	.353	3-17	.176	15-22	.682	13	33	46	42.7	24	5	10	0	10	66	72.7
PACIFIC (OR)	11/12/19	115-81	W	34-59	.576	4-20	.200	43-51	.843	8	41	49	44.2	18	23	23	6	5	115	83.2
at Syracuse	11/16/19	67-89	L	23-62	.371	8-25	.320	13-14	.929	9	21	30	41.4	26	14	13	0	8	67	80.0
Seattle U		400		139-315	.441	24-105	.229	98-125	.784	54	153	207	41.4	96	63	67	13	29	400	80.0
Opponents		393		132-334	.395	48-160	.300	81-116	.698	57	131	188	37.6	108	63	63	13	33	393	78.6

Games played: 5
Points/game: 80.0
FG Pct: 44.1
3FG Pct: 22.9
FT Pct: 78.4

Rebounds/game: 41.4
Assists/game: 12.6
Turnovers/game: 13.4
Assist/turnover ratio: 0.9
Steals/game: 5.8
Blocks/game: 2.6



Seattle University Basketball
Seattle U Points-Rebounds-Assists (as of Nov 16, 2019)
All games

				00	01	02	10	12	13	21
Opponent	Date	Score		ECONOMOU,R	CARTER,MYL	HOPKINS,TR	NETTLES,AA	DA CAMPO,M	MEANS,MORG	DALLAS,JOR
PACIFIC LUTHERAN	11/05/19	98-64	w	7-2-0	9-6-0	11-3-0	5-2-2	8-7-2	DNP	10-5-0
at Washington St.	11/07/19	54-85	L	0-1-0	8-3-0	10-0-0	4-0-1	1-8-0	7-3-0	0-1-0
EASTERN WASH.	11/09/19	66-74	L	0-0-0	11-6-0	3-1-0	3-0-0	0-4-1	10-7-0	2-3-0
PACIFIC (OR)	11/12/19	115-81	w	7-4-1	37-15-1	7-6-2	16-2-5	8-4-6	DNP	7-2-0
at Syracuse	11/16/19	67-89	L	0-0-0	10-10-0	4-1-0	7-3-3	3-3-3	5-2-5	3-1-0

				23	24	33	34	35
Opponent	Date	Score		BROWN,TERR	JONES,DELA	HAUGE,MIKK	HUNDAL,ANA	PINSKUS,DO
PACIFIC LUTHERAN	11/05/19	98-64	w	16-8-9	15-1-1	7-1-2	6-3-0	4-1-1
at Washington St.	11/07/19	54-85	L	24-8-2	0-4-1	0-1-0	0-0-0	0-0-0
EASTERN WASH.	11/09/19	66-74	L	31-13-4	6-3-0	DNP	0-0-0	DNP
PACIFIC (OR)	11/12/19	115-81	w	19-4-6	8-5-0	2-0-1	4-4-1	0-1-0
at Syracuse	11/16/19	67-89	L	23-7-3	12-1-0	0-0-0	0-2-0	0-0-0



#00 Economou, Rip

Opponent	Date	gs	min	Total		3-Pointers		Free throws		Rebounds				pf	a	t/o	blk	stl	pts	avg	
				fg-fga	pct	3fg-fga	pct	ft-fta	pct	off	def	tot	avg								
PACIFIC LUTHERAN	11/05/19	*	26	3-9	.333	1-7	.143	0-0	.000	0	2	2	2.0	2	0	0	0	3	7	7.0	
at Washington St.	11/07/19		10	0-1	.000	0-1	.000	0-0	.000	1	0	1	1.5	2	0	0	0	0	0	3.5	
EASTERN WASH.	11/09/19		1	0-0	.000	0-0	.000	0-0	.000	0	0	0	1.0	0	0	0	0	0	0	2.3	
PACIFIC (OR)	11/12/19	*	22	3-8	.375	1-4	.250	0-0	.000	0	4	4	1.8	0	1	3	0	0	7	3.5	
at Syracuse	11/16/19		7	0-3	.000	0-3	.000	0-0	.000	0	0	0	1.4	3	0	0	0	0	0	2.8	
Totals			2	66	6-21	.286	2-15	.133	0-0	.000	1	6	7	1.4	7	1	3	0	3	14	2.8

Games played: 5
 Minutes/game: 13.2
 Points/game: 2.8
 FG Pct: 28.6
 3FG Pct: 13.3

Rebounds/game: 1.4
 Assists/game: 0.2
 Turnovers/game: 0.6
 Assist/turnover ratio: 0.3
 Steals/game: 0.6

CAREER STATS

Year	GP-GS	Min/Avg	Total		3-Point		FT-FTA	Pct	Off-Def	Tot	Avg	PF-FO	Ast	TO	Blk	Stl	Pts/Avg
			FG-FGA	Pct	FG-FGA	Pct											
2018-19	15-0	64/4.3	7-27	.259	6-24	.250	3-5	.600	4-2	6	0.4	15-0	0	2	1	0	23/1.5
2019-20	5-2	66/13.2	6-21	.286	2-15	.133	0-0	.000	1-6	7	1.4	7-0	1	3	0	3	14/2.8
TOTAL	20-2	130/6.5	13-48	.271	8-39	.205	3-5	.600	5-8	13	0.7	22-0	1	5	1	3	37/1.9

SINGLE-GAME HIGHS

Points: 9, Prairie View -- 12/20/18
 Rebounds: 4, Pacific (OR) -- 11/12/19
 Assists: 1, Pacific (OR) -- 11/12/19
 Steals: 3, Pacific Lutheran -- 11/05/19
 Blocks: 1, Utah Valley -- 02/26/19
 FG made: 3, 4 times
 3FG attempts: 7, Pacific Lutheran -- 11/05/19
 FT made: 2, at CSU Bakersfield -- 01/03/19
 FT attempts: 2, at CSU Bakersfield -- 01/03/19 ; Puget Sound -- 11/08/18



#01 Carter, Myles

Opponent	Date	gs	min	Total		3-Pointers		Free throws		Rebounds				pf	a	t/o	blk	stl	pts	avg
				fg-fga	pct	3fg-fga	pct	ft-fta	pct	off	def	tot	avg							
PACIFIC LUTHERAN	11/05/19	*	18	3-4	.750	0-1	.000	3-4	.750	1	5	6	6.0	1	0	2	1	0	9	9.0
at Washington St.	11/07/19	*	30	3-7	.429	0-1	.000	2-2	1.000	2	1	3	4.5	0	0	1	4	0	8	8.5
EASTERN WASH.	11/09/19	*	27	4-8	.500	0-0	.000	3-4	.750	1	5	6	5.0	4	0	1	0	2	11	9.3
PACIFIC (OR)	11/12/19	*	31	11-12	.917	0-0	.000	15-17	.882	4	11	15	7.5	4	1	4	2	1	37	16.3
at Syracuse	11/16/19	*	35	4-11	.364	0-0	.000	2-2	1.000	4	6	10	8.0	1	0	3	0	0	10	15.0
Totals		5	141	25-42	.595	0-2	.000	25-29	.862	12	28	40	8.0	10	1	11	7	3	75	15.0

Games played: 5
 Minutes/game: 28.2
 Points/game: 15.0
 FG Pct: 59.5
 3FG Pct: 0.0
 FT Pct: 86.2

Rebounds/game: 8.0
 Assists/game: 0.2
 Turnovers/game: 2.2
 Assist/turnover ratio: 0.1
 Steals/game: 0.6
 Blocks/game: 1.4

CAREER STATS

Year	GP-GS	Min/Avg	Total		3-Point		FT-FTA	Pct	Rebounds				PF-FO	Ast	TO	Blk	Stl	Pts/Avg
			FG-FGA	Pct	FG-FGA	Pct			Off-Def	Tot	Avg							
2015-16*	9-0	32/3.6	2-2	1.000	0-0	.000	1-4	.250	3-3	6	0.7	5-0	1	3	1	0		5/0.6
2016-17*	5-0	33/6.6	2-7	.286	0-0	.000	0-1	.000	2-5	7	1.4	17-0	8	13	0	11		4/0.8
2018-19	33-33	974/29.5	163-342	.477	6-15	.400	94-151	.623	77-183	260	7.9	121-9	16	74	60	5		426/12.9
2019-20	5-5	141/28.2	25-42	.595	0-2	.000	25-29	.862	12-28	40	8.0	10-0	1	11	7	3		75/15.0
TOTAL	38-38	1115/29.3	188-384	.490	6-17	.353	119-180	.661	89-211	300	7.9	131-9	17	85	67	8		501/13.2
All*	52-38	1180/22.7	192-393	.489	6-17	.353	120-185	.649	94-219	313	6.0	153-9	26	101	68	19		510/9.8

* Statistics from prior team/school

SINGLE-GAME HIGHS

Points: 37, Pacific (OR) -- 11/12/19
 Rebounds: 15, UTRGV -- 01/19/19 ; Pacific (OR) -- 11/12/19
 Assists: 2, 5 times
 Steals: 2, Eastern Wash. -- 11/09/19 ; at Portland -- 12/17/18
 Blocks: 7, Northwest (WA) -- 11/28/18
 FG made: 11, Pacific (OR) -- 11/12/19 ; at California -- 12/29/18
 FG attempts: 19, UTRGV -- 01/19/19
 3FG made: 1, 6 times
 3FG attempts: 3, Utah Valley -- 02/26/19
 FT made: 15, Pacific (OR) -- 11/12/19
 FT attempts: 17, Pacific (OR) -- 11/12/19



#02 Hopkins, Trey

Opponent	Date	gs	min	Total		3-Pointers		Free throws		Rebounds				pf	a	t/o	blk	stl	pts	avg
				fg-fga	pct	3fg-fga	pct	ft-fga	pct	off	def	tot	avg							
PACIFIC LUTHERAN	11/05/19	*	27	5-10	.500	0-4	.000	1-2	.500	2	1	3	3.0	3	0	1	0	1	11	11.0
at Washington St.	11/07/19		13	3-5	.600	0-1	.000	4-4	1.000	0	0	0	1.5	0	0	0	0	0	10	10.5
EASTERN WASH.	11/09/19		20	1-6	.167	0-4	.000	1-2	.500	0	1	1	1.3	1	0	0	0	1	3	8.0
PACIFIC (OR)	11/12/19		19	3-8	.375	1-4	.250	0-0	.000	0	6	6	2.5	1	2	3	0	1	7	7.8
at Syracuse	11/16/19		4	1-1	1.000	0-0	.000	2-2	1.000	1	0	1	2.2	0	0	0	0	0	4	7.0
Totals		1	83	13-30	.433	1-13	.077	8-10	.800	3	8	11	2.2	5	2	4	0	3	35	7.0

Games played: 5
 Minutes/game: 16.6
 Points/game: 7.0
 FG Pct: 43.3
 3FG Pct: 7.7
 FT Pct: 80.0

Rebounds/game: 2.2
 Assists/game: 0.4
 Turnovers/game: 0.8
 Assist/turnover ratio: 0.5
 Steals/game: 0.6

CAREER STATS

Year	GP-GS	Min/Avg	Total		3-Point		FT-FTA	Pct	Off-Def	Tot	Avg	PF-FO	Ast	TO	Blk	Stl	Pts/Avg
			FG-FGA	Pct	FG-FGA	Pct											
2018-19	18-2	136/7.6	17-40	.425	3-16	.188	3-5	.600	11-10	21	1.2	14-0	4	7	0	2	40/2.2
2019-20	5-1	83/16.6	13-30	.433	1-13	.077	8-10	.800	3-8	11	2.2	5-0	2	4	0	3	35/7.0
TOTAL	23-3	219/9.5	30-70	.429	4-29	.138	11-15	.733	14-18	32	1.4	19-0	6	11	0	5	75/3.3

SINGLE-GAME HIGHS

Points: 12, Northwest (WA) -- 11/28/18
 Rebounds: 6, Pacific (OR) -- 11/12/19
 Assists: 2, California Baptist -- 02/02/19 ; Pacific (OR) -- 11/12/19
 Steals: 1, 6 times
 FG made: 5, Pacific Lutheran -- 11/05/19 ; Northwest (WA) -- 11/28/18
 FG attempts: 10, Pacific Lutheran -- 11/05/19
 3FG made: 2, Northwest (WA) -- 11/28/18
 3FG attempts: 4, 4 times
 FT made: 4, at Washington St. -- 11/07/19
 FT attempts: 4, at Washington St. -- 11/07/19



#10 Nettles, Aaron

Opponent	Date	gs	min	Total		3-Pointers		Free throws		Rebounds				pf	a	t/o	blk	stl	pts	avg
				fg-fga	pct	3fg-fga	pct	ft-fga	pct	off	def	tot	avg							
PACIFIC LUTHERAN	11/05/19		19	2-8	.250	1-5	.200	0-0	.000	1	1	2	2.0	2	2	0	0	0	5	5.0
at Washington St.	11/07/19		13	1-3	.333	0-1	.000	2-3	.667	0	0	0	1.0	0	1	0	0	0	4	4.5
EASTERN WASH.	11/09/19		21	1-2	.500	0-1	.000	1-2	.500	0	0	0	0.7	0	0	1	0	1	3	4.0
PACIFIC (OR)	11/12/19		21	0-4	.000	0-4	.000	16-18	.889	0	2	2	1.0	4	5	0	0	1	16	7.0
at Syracuse	11/16/19		23	2-3	.667	2-3	.667	1-1	1.000	1	2	3	1.4	1	3	2	0	1	7	7.0
Totals		0	97	6-20	.300	3-14	.214	20-24	.833	2	5	7	1.4	7	11	3	0	3	35	7.0

Games played: 5
 Minutes/game: 19.4
 Points/game: 7.0
 FG Pct: 30.0
 3FG Pct: 21.4
 FT Pct: 83.3

Rebounds/game: 1.4
 Assists/game: 2.2
 Turnovers/game: 0.6
 Assist/turnover ratio: 3.7
 Steals/game: 0.6

CAREER STATS

Year	GP-GS	Min/Avg	Total		3-Point		FT-FTA	Pct	Rebounds				PF-FO	Ast	TO	Blk	Stl	Pts/Avg
			FG-FGA	Pct	FG-FGA	Pct			Off-Def	Tot	Avg							
2017-18	32-2	244/7.6	25-60	.417	20-52	.385	13-17	.765	4-17	21	0.7	21-0	9	10	0	6		83/2.6
2018-19	29-3	366/12.6	29-62	.468	22-50	.440	10-14	.714	2-16	18	0.6	39-0	11	13	0	16		90/3.1
2019-20	5-0	97/19.4	6-20	.300	3-14	.214	20-24	.833	2-5	7	1.4	7-0	11	3	0	3		35/7.0
TOTAL	66-5	707/10.7	60-142	.423	45-116	.388	43-55	.782	8-38	46	0.7	67-0	31	26	0	25		208/3.2

SINGLE-GAME HIGHS

Rebounds: 3, at Belmont -- 11/19/17 ; Pacific Lutheran -- 12/04/17 ; California -- 12/19/17
 Assists: 5, Pacific (OR) -- 11/12/19
 Steals: 2, 5 times
 FG made: 7, Pacific Lutheran -- 12/04/17
 FG attempts: 14, Pacific Lutheran -- 12/04/17
 3FG made: 6, Pacific Lutheran -- 12/04/17
 3FG attempts: 12, Pacific Lutheran -- 12/04/17
 FT made: 16, Pacific (OR) -- 11/12/19
 FT attempts: 18, Pacific (OR) -- 11/12/19



#12 Da Campo, Mattia

Opponent	Date	gs	min	Total		3-Pointers		Free throws		Rebounds				pf	a	t/o	blk	stl	pts	avg
				fg-fga	pct	3fg-fga	pct	ft-fga	pct	off	def	tot	avg							
PACIFIC LUTHERAN	11/05/19		19	4-6	.667	0-0	.000	0-0	.000	4	3	7	7.0	2	2	1	0	0	8	8.0
at Washington St.	11/07/19	*	27	0-1	.000	0-1	.000	1-3	.333	1	7	8	7.5	2	0	1	0	1	1	4.5
EASTERN WASH.	11/09/19	*	22	0-3	.000	0-2	.000	0-0	.000	1	3	4	6.3	3	1	0	0	0	0	3.0
PACIFIC (OR)	11/12/19		22	1-1	1.000	0-0	.000	6-8	.750	3	1	4	5.8	2	6	0	0	0	8	4.3
at Syracuse	11/16/19		19	1-1	1.000	1-1	1.000	0-0	.000	0	3	3	5.2	5	3	0	0	2	3	4.0
Totals		2	109	6-12	.500	1-4	.250	7-11	.636	9	17	26	5.2	14	12	2	0	3	20	4.0

Games played: 5
 Minutes/game: 21.8
 Points/game: 4.0
 FG Pct: 50.0
 3FG Pct: 25.0
 FT Pct: 63.6

Rebounds/game: 5.2
 Assists/game: 2.4
 Turnovers/game: 0.4
 Assist/turnover ratio: 6.0
 Steals/game: 0.6

CAREER STATS

Year	GP-GS	Min/Avg	Total		3-Point		FT-FTA	Pct	Off-Def	Tot	Avg	PF-FO	Ast	TO	Blk	Stl	Pts/Avg
			FG-FGA	Pct	FG-FGA	Pct											
2016-17	16-0	139/8.7	9-14	.643	1-3	.333	5-10	.500	6-11	17	1.1	19-0	14	17	0	3	24/1.5
2017-18	27-1	198/7.3	15-24	.625	4-9	.444	7-11	.636	16-29	45	1.7	29-0	17	7	0	9	41/1.5
2018-19	31-15	574/18.5	37-72	.514	9-19	.474	34-51	.667	64-70	134	4.3	49-3	24	30	1	8	117/3.8
2019-20	5-2	109/21.8	6-12	.500	1-4	.250	7-11	.636	9-17	26	5.2	14-1	12	2	0	3	20/4.0
TOTAL	79-18	1020/12.9	67-122	.549	15-35	.429	53-83	.639	95-127	222	2.8	111-4	67	56	1	23	202/2.6

SINGLE-GAME HIGHS

Points: 15, Pacific Lutheran -- 12/04/17
 Rebounds: 14, at California Baptist -- 02/28/19
 Assists: 6, Pacific (OR) -- 11/12/19
 Steals: 3, Puget Sound -- 11/12/17 ; Pacific Lutheran -- 12/04/17
 Blocks: 1, Grand Canyon -- 03/09/19
 FG made: 6, Pacific Lutheran -- 12/04/17
 FG attempts: 10, Pacific Lutheran -- 12/04/17
 3FG made: 2, California Baptist -- 02/02/19 ; at California Baptist -- 02/28/19 ; Pacific Lutheran -- 12/04/17
 3FG attempts: 6, Pacific Lutheran -- 12/04/17
 FT made: 6, at Utah Valley -- 01/12/19 ; CSU Bakersfield -- 03/07/19 ; Pacific (OR) -- 11/12/19
 FT attempts: 8, Pacific (OR) -- 11/12/19



#13 Means, Morgan

Opponent	Date	gs	min	Total		3-Pointers		Free throws		Rebounds				pf	a	t/o	blk	stl	pts	avg
				fg-fga	pct	3fg-fga	pct	ft-fga	pct	off	def	tot	avg							
at Washington St.	11/07/19	*	27	3-8	.375	1-2	.500	0-0	.000	0	3	3	3.0	4	0	3	0	0	7	7.0
EASTERN WASH.	11/09/19	*	34	3-12	.250	1-4	.250	3-3	1.000	1	6	7	5.0	5	0	0	0	3	10	8.5
at Syracuse	11/16/19	*	31	1-8	.125	1-7	.143	2-2	1.000	1	1	2	4.0	3	5	3	0	4	5	7.3
Totals		3	92	7-28	.250	3-13	.231	5-5	1.000	2	10	12	4.0	12	5	6	0	7	22	7.3

Games played: 3
 Minutes/game: 30.7
 Points/game: 7.3
 FG Pct: 25.0
 3FG Pct: 23.1
 FT Pct: 100.0

Rebounds/game: 4.0
 Assists/game: 1.7
 Turnovers/game: 2.0
 Assist/turnover ratio: 0.8
 Steals/game: 2.3

CAREER STATS

Year	GP-GS	Min/Avg	Total		3-Point		FT-FTA	Pct	Off-Def	Tot	Avg	PF-FO	Ast	TO	Blk	Stl	Pts/Avg
			FG-FGA	Pct	FG-FGA	Pct											
2016-17	29-29	683/23.6	67-165	.406	25-70	.357	36-56	.643	12-65	77	2.7	69-3	60	56	0	27	195/6.7
2017-18	34-9	940/27.6	103-260	.396	29-103	.282	58-73	.795	22-101	123	3.6	81-0	95	80	3	28	293/8.6
2018-19	33-33	1168/35.4	143-364	.393	62-168	.369	115-135	.852	22-121	143	4.3	114-11	98	80	1	41	463/14.0
2019-20	3-3	92/30.7	7-28	.250	3-13	.231	5-5	1.000	2-10	12	4.0	12-1	5	6	0	7	22/7.3
TOTAL	99-74	2883/29.1	320-817	.392	119-354	.336	214-269	.796	58-297	355	3.6	276-15	258	222	4	103	973/9.8

SINGLE-GAME HIGHS

Points: 26, Denver -- 11/23/18
 Rebounds: 9, Fairfield -- 11/24/18
 Assists: 13, Pacific Lutheran -- 12/04/17
 Steals: 5, Eastern Wash. -- 12/01/18
 Blocks: 1, 4 times
 FG made: 9, at California Baptist -- 02/28/19 ; Northwest (WA) -- 11/28/18 ; Northwest University -- 12/01/16
 FG attempts: 18, Northwest (WA) -- 11/28/18
 3FG made: 6, Denver -- 11/23/18
 3FG attempts: 10, at Utah Valley -- 01/12/19 ; Longwood -- 11/25/18
 FT made: 16, at California -- 12/29/18
 FT attempts: 16, Fairfield -- 11/24/18 ; at California -- 12/29/18



#21 Dallas, Jordan

Opponent	Date	gs	min	Total		3-Pointers		Free throws		Rebounds				pf	a	t/o	blk	stl	pts	avg
				fg-fga	pct	3fg-fga	pct	ft-fga	pct	off	def	tot	avg							
PACIFIC LUTHERAN	11/05/19		20	3-4	.750	2-3	.667	2-2	1.000	1	4	5	5.0	0	0	0	1	0	10	10.0
at Washington St.	11/07/19		4	0-3	.000	0-2	.000	0-0	.000	0	1	1	3.0	1	0	0	0	0	0	5.0
EASTERN WASH.	11/09/19		5	1-2	.500	0-0	.000	0-0	.000	2	1	3	3.0	3	0	1	0	0	2	4.0
PACIFIC (OR)	11/12/19	*	14	3-6	.500	1-4	.250	0-1	.000	0	2	2	2.8	2	0	1	2	0	7	4.8
at Syracuse	11/16/19	*	9	1-1	1.000	0-0	.000	1-1	1.000	0	1	1	2.4	4	0	2	0	0	3	4.4
Totals		2	52	8-16	.500	3-9	.333	3-4	.750	3	9	12	2.4	10	0	4	3	0	22	4.4

Games played: 5
 Minutes/game: 10.4
 Points/game: 4.4
 FG Pct: 50.0
 3FG Pct: 33.3
 FT Pct: 75.0

Rebounds/game: 2.4
 Turnovers/game: 0.8
 Blocks/game: 0.6

CAREER STATS

Year	GP-GS	Min/Avg	Total		3-Point		FT-FTA	Pct	Rebounds				PF-FO	Ast	TO	Blk	Stl	Pts/Avg
			FG-FGA	Pct	FG-FGA	Pct			Off-Def	Tot	Avg							
2016-17*	28-0	258/9.2	22-42	.524	0-1	.000	21-27	.778	17-40	57	2.0	50-0	1	9	13	3		65/2.3
2017-18*	22-1	188/8.5	21-33	.636	1-2	.500	7-13	.538	4-27	31	1.4	32-0	5	15	5	2		50/2.3
2018-19*	5-0	18/3.6	1-3	.333	0-1	.000	0-0	.000	1-5	6	1.2	3-0	1	2	0	0		2/0.4
2019-20	5-2	52/10.4	8-16	.500	3-9	.333	3-4	.750	3-9	12	2.4	10-0	0	4	3	0		22/4.4
TOTAL	5-2	52/10.4	8-16	.500	3-9	.333	3-4	.750	3-9	12	2.4	10-0	0	4	3	0		22/4.4
All*	60-3	516/8.6	52-94	.553	4-13	.308	31-44	.705	25-81	106	1.8	95-0	7	30	21	5		139/2.3

* Statistics from prior team/school

SINGLE-GAME HIGHS

Points: 10, Pacific Lutheran -- 11/05/19
 Rebounds: 5, Pacific Lutheran -- 11/05/19
 Blocks: 2, Pacific (OR) -- 11/12/19
 FG made: 3, Pacific Lutheran -- 11/05/19 ; Pacific (OR) -- 11/12/19
 FG attempts: 6, Pacific (OR) -- 11/12/19
 3FG made: 2, Pacific Lutheran -- 11/05/19
 3FG attempts: 4, Pacific (OR) -- 11/12/19
 FT made: 2, Pacific Lutheran -- 11/05/19
 FT attempts: 2, Pacific Lutheran -- 11/05/19



#23 Brown, Terrell

Opponent	Date	gs	min	Total		3-Pointers		Free throws		Rebounds				pf	a	t/o	blk	stl	pts	avg	
				fg-fga	pct	3fg-fga	pct	ft-fga	pct	off	def	tot	avg								
PACIFIC LUTHERAN	11/05/19	*	21	8-10	.800	0-1	.000	0-1	.000	0	8	8	8.0	1	9	2	0	1	16	16.0	
at Washington St.	11/07/19	*	36	10-24	.417	0-1	.000	4-5	.800	1	7	8	8.0	1	2	5	0	0	24	20.0	
EASTERN WASH.	11/09/19	*	38	12-28	.429	1-2	.500	6-9	.667	4	9	13	9.7	2	4	2	0	1	31	23.7	
PACIFIC (OR)	11/12/19	*	28	8-9	.889	0-0	.000	3-3	1.000	0	4	4	8.3	2	6	4	0	2	19	22.5	
at Syracuse	11/16/19	*	39	10-24	.417	1-3	.333	2-3	.667	1	6	7	8.0	4	3	1	0	1	23	22.6	
Totals			5	162	48-95	.505	2-7	.286	15-21	.714	6	34	40	8.0	10	24	14	0	5	113	22.6

Games played: 5
 Minutes/game: 32.4
 Points/game: 22.6
 FG Pct: 50.5
 3FG Pct: 28.6
 FT Pct: 71.4

Rebounds/game: 8.0
 Assists/game: 4.8
 Turnovers/game: 2.8
 Assist/turnover ratio: 1.7
 Steals/game: 1.0

CAREER STATS

		Total			3-Point			Rebounds									
Year	GP-GS	Min/Avg	FG-FGA	Pct	FG-FGA	Pct	FT-FTA	Pct	Off-Def	Tot	Avg	PF-FO	Ast	TO	Blk	Stl	Pts/Avg
2018-19	33-28	1103/33.4	180-396	.455	14-44	.318	90-132	.682	47-179	226	6.8	89-3	150	79	9	36	464/14.1
2019-20	5-5	162/32.4	48-95	.505	2-7	.286	15-21	.714	6-34	40	8.0	10-0	24	14	0	5	113/22.6
TOTAL	38-33	1265/33.3	228-491	.464	16-51	.314	105-153	.686	53-213	266	7.0	99-3	174	93	9	41	577/15.2

SINGLE-GAME HIGHS

Points: 31, Eastern Wash. -- 11/09/19
 Rebounds: 14, Northwest (WA) -- 11/28/18
 Assists: 10, Denver -- 11/23/18
 Steals: 4, at Utah Valley -- 01/12/19
 Blocks: 2, Southern Utah -- 11/18/18
 FG made: 12, Eastern Wash. -- 11/09/19
 FG attempts: 28, Eastern Wash. -- 11/09/19
 3FG made: 2, California Baptist -- 02/02/19 ; at New Mexico St. -- 02/16/19
 3FG attempts: 4, at CSU Bakersfield -- 01/03/19 ; at UTRGV -- 02/14/19 ; vs Grand Canyon -- 03/14/19
 FT made: 9, Washington St. -- 11/14/18
 FT attempts: 11, Washington St. -- 11/14/18



#24 Jones, Delante

Opponent	Date	gs	min	Total		3-Pointers		Free throws		Rebounds				pf	a	t/o	blk	stl	pts	avg	
				fg-fga	pct	3fg-fga	pct	ft-fta	pct	off	def	tot	avg								
PACIFIC LUTHERAN	11/05/19	*	21	5-8	.625	3-5	.600	2-4	.500	1	0	1	1.0	3	1	2	0	0	15	15.0	
at Washington St.	11/07/19	*	25	0-7	.000	0-5	.000	0-0	.000	0	4	4	2.5	4	1	0	0	0	0	7.5	
EASTERN WASH.	11/09/19	*	28	2-7	.286	1-4	.250	1-2	.500	0	3	3	2.7	5	0	5	0	2	6	7.0	
PACIFIC (OR)	11/12/19	*	23	2-7	.286	1-4	.250	3-4	.750	1	4	5	3.3	2	0	5	1	0	8	7.3	
at Syracuse	11/16/19	*	21	3-9	.333	3-7	.429	3-3	1.000	0	1	1	2.8	4	0	1	0	0	12	8.2	
Totals			5	118	12-38	.316	8-25	.320	9-13	.692	2	12	14	2.8	18	2	13	1	2	41	8.2

Games played: 5
 Minutes/game: 23.6
 Points/game: 8.2
 FG Pct: 31.6
 3FG Pct: 32.0
 FT Pct: 69.2

Rebounds/game: 2.8
 Assists/game: 0.4
 Turnovers/game: 2.6
 Assist/turnover ratio: 0.2
 Steals/game: 0.4
 Blocks/game: 0.2

CAREER STATS

		Total			3-Point		Rebounds										
Year	GP-GS	Min/Avg	FG-FGA	Pct	FG-FGA	Pct	FT-FTA	Pct	Off-Def	Tot	Avg	PF-FO	Ast	TO	Blk	Stl	Pts/Avg
2015-16*	30-25	997/33.2	116-272	.426	39-106	.368	90-129	.698	26-81	107	3.6	82-0	54	79	6	22	361/12.0
2016-17*	30-30	949/31.6	121-298	.406	39-115	.339	63-92	.685	28-74	102	3.4	89-5	53	94	7	22	344/11.5
2018-19	26-23	748/28.8	109-276	.395	42-121	.347	53-68	.779	23-56	79	3.0	53-0	32	53	9	10	313/12.0
2019-20	5-5	118/23.6	12-38	.316	8-25	.320	9-13	.692	2-12	14	2.8	18-1	2	13	1	2	41/8.2
TOTAL	31-28	866/27.9	121-314	.385	50-146	.342	62-81	.765	25-68	93	3.0	71-1	34	66	10	12	354/11.4
All*	91-83	2812/30.9	358-884	.405	128-367	.349	215-302	.712	79-223	302	3.3	242-6	141	239	23	56	1059/11.6

* Statistics from prior team/school

SINGLE-GAME HIGHS

Points: 26, Omaha -- 12/06/18
 Rebounds: 7, Bryant -- 11/11/18
 Assists: 4, Longwood -- 11/25/18
 Steals: 1, 10 times
 Blocks: 3, Omaha -- 12/06/18
 FG made: 9, Omaha -- 12/06/18
 FG attempts: 17, New Mexico St. -- 01/17/19
 3FG made: 4, at CSU Bakersfield -- 01/03/19 ; Omaha -- 12/06/18
 3FG attempts: 9, Grand Canyon -- 03/09/19
 FT made: 5, at Grand Canyon -- 01/05/19 ; vs Grand Canyon -- 03/14/19
 FT attempts: 7, at Grand Canyon -- 01/05/19



#33 Hauge, Mikkel

Opponent	Date	gs	min	Total		3-Pointers		Free throws		Rebounds				pf	a	t/o	blk	stl	pts	avg
				fg-fga	pct	3fg-fga	pct	ft-fga	pct	off	def	tot	avg							
PACIFIC LUTHERAN	11/05/19		9	2-2	1.000	1-1	1.000	2-2	1.000	0	1	1	1.0	0	2	1	0	0	7	7.0
at Washington St.	11/07/19		4	0-0	.000	0-0	.000	0-2	.000	0	1	1	1.0	0	0	1	0	0	0	3.5
PACIFIC (OR)	11/12/19		6	1-1	1.000	0-0	.000	0-0	.000	0	0	0	0.7	0	1	0	0	0	2	3.0
at Syracuse	11/16/19		2	0-0	.000	0-0	.000	0-0	.000	0	0	0	0.5	0	0	1	0	0	0	2.3
Totals		0	21	3-3	1.000	1-1	1.000	2-4	.500	0	2	2	0.5	0	3	3	0	0	9	2.3

Games played: 4
 Minutes/game: 5.3
 Points/game: 2.3
 FG Pct: 100.0
 3FG Pct: 100.0
 FT Pct: 50.0

Rebounds/game: 0.5
 Assists/game: 0.8
 Turnovers/game: 0.8
 Assist/turnover ratio: 1.0

CAREER STATS

Year	GP-GS	Min/Avg	Total		3-Point		FT-FTA	Pct	Off-Def	Tot	Avg	PF-FO	Ast	TO	Blk	Stl	Pts/Avg
			FG-FGA	Pct	FG-FGA	Pct											
2019-20	4-0	21/5.3	3-3	1.000	1-1	1.000	2-4	.500	0-2	2	0.5	0-0	3	3	0	0	9/2.3
TOTAL	4-0	21/5.3	3-3	1.000	1-1	1.000	2-4	.500	0-2	2	0.5	0-0	3	3	0	0	9/2.3

SINGLE-GAME HIGHS

Points: 7, Pacific Lutheran -- 11/05/19
 Rebounds: 1, 4 times
 Assists: 2, Pacific Lutheran -- 11/05/19
 FG made: 2, Pacific Lutheran -- 11/05/19
 FG attempts: 2, Pacific Lutheran -- 11/05/19
 3FG made: 1, Pacific Lutheran -- 11/05/19
 3FG attempts: 1, Pacific Lutheran -- 11/05/19
 FT made: 2, Pacific Lutheran -- 11/05/19
 FT attempts: 2, 4 times



#34 Hundal, Anand

Opponent	Date	gs	min	Total		3-Pointers		Free throws		Rebounds				pf	a	t/o	blk	stl	pts	avg
				fg-fga	pct	3fg-fga	pct	ft-fga	pct	off	def	tot	avg							
PACIFIC LUTHERAN	11/05/19		12	2-4	.500	0-1	.000	2-2	1.000	3	0	3	3.0	0	0	0	0	0	6	6.0
at Washington St.	11/07/19		9	0-0	.000	0-0	.000	0-0	.000	0	0	0	1.5	0	0	0	0	0	0	3.0
EASTERN WASH.	11/09/19		4	0-0	.000	0-0	.000	0-0	.000	0	0	0	1.0	1	0	0	0	0	0	2.0
PACIFIC (OR)	11/12/19		8	2-2	1.000	0-0	.000	0-0	.000	0	4	4	1.8	1	1	2	1	0	4	2.5
at Syracuse	11/16/19		8	0-1	.000	0-1	.000	0-0	.000	1	1	2	1.8	1	0	0	0	0	0	2.0
Totals		0	41	4-7	.571	0-2	.000	2-2	1.000	4	5	9	1.8	3	1	2	1	0	10	2.0

Games played: 5
 Minutes/game: 8.2
 Points/game: 2.0
 FG Pct: 57.1
 3FG Pct: 0.0
 FT Pct: 100.0

Rebounds/game: 1.8
 Assists/game: 0.2
 Turnovers/game: 0.4
 Assist/turnover ratio: 0.5
 Blocks/game: 0.2

CAREER STATS

Year	GP-GS	Min/Avg	Total		3-Point		FT-FTA	Pct	Rebounds				PF-FO	Ast	TO	Blk	Stl	Pts/Avg
			FG-FGA	Pct	FG-FGA	Pct			Off-Def	Tot	Avg							
2018-19	25-5	205/8.2	22-47	.468	10-31	.323	3-6	.500	15-30	45	1.8	29-0	6	7	15	4		57/2.3
2019-20	5-0	41/8.2	4-7	.571	0-2	.000	2-2	1.000	4-5	9	1.8	3-0	1	2	1	0		10/2.0
TOTAL	30-5	246/8.2	26-54	.481	10-33	.303	5-8	.625	19-35	54	1.8	32-0	7	9	16	4		67/2.2

SINGLE-GAME HIGHS

Points: 17, at Chicago State -- 01/24/19
 Rebounds: 8, at Chicago State -- 01/24/19
 Assists: 4, California Baptist -- 02/02/19
 Steals: 2, at Chicago State -- 01/24/19
 Blocks: 4, at UMKC -- 01/26/19
 FG made: 6, at Chicago State -- 01/24/19
 FG attempts: 9, at Chicago State -- 01/24/19
 3FG made: 3, at Chicago State -- 01/24/19 ; at Stanford -- 11/06/18
 3FG attempts: 6, at Chicago State -- 01/24/19
 FT made: 2, Pacific Lutheran -- 11/05/19 ; at Chicago State -- 01/24/19
 FT attempts: 3, at UMKC -- 01/26/19



#35 Piskus, Dovy

Opponent	Date	gs	min	Total		3-Pointers		Free throws		Rebounds				pf	a	t/o	blk	stl	pts	avg
				fg-fga	pct	3fg-fga	pct	ft-fga	pct	off	def	tot	avg							
PACIFIC LUTHERAN	11/05/19		8	1-2	.500	0-0	.000	2-2	1.000	0	1	1	1.0	0	1	0	1	0	4	4.0
at Washington St.	11/07/19		2	0-0	.000	0-0	.000	0-0	.000	0	0	0	0.5	0	0	0	0	0	0	2.0
PACIFIC (OR)	11/12/19		6	0-1	.000	0-0	.000	0-0	.000	0	1	1	0.7	0	0	1	0	0	0	1.3
at Syracuse	11/16/19		2	0-0	.000	0-0	.000	0-0	.000	0	0	0	0.5	0	0	0	0	0	0	1.0
Totals		0	18	1-3	.333	0-0	.000	2-2	1.000	0	2	2	0.5	0	1	1	1	0	4	1.0

Games played: 4
 Minutes/game: 4.5
 Points/game: 1.0
 FG Pct: 33.3
 FT Pct: 100.0

Rebounds/game: 0.5
 Assists/game: 0.3
 Turnovers/game: 0.3
 Assist/turnover ratio: 1.0
 Blocks/game: 0.3

CAREER STATS

Year	GP-GS	Min/Avg	Total		3-Point		FT-FTA		Rebounds				PF-FO	Ast	TO	Blk	Stl	Pts/Avg
			FG-FGA	Pct	FG-FGA	Pct	Pct	Pct	Off-Def	Tot	Avg							
2019-20	4-0	18/4.5	1-3	.333	0-0	.000	2-2	1.000	0-2	2	0.5	0-0	1	1	1	0		4/1.0
TOTAL	4-0	18/4.5	1-3	.333	0-0	.000	2-2	1.000	0-2	2	0.5	0-0	1	1	1	0		4/1.0

SINGLE-GAME HIGHS

Points: 4, Pacific Lutheran -- 11/05/19
 Rebounds: 1, Pacific Lutheran -- 11/05/19
 Assists: 1, Pacific Lutheran -- 11/05/19
 Blocks: 1, Pacific Lutheran -- 11/05/19
 FG made: 1, Pacific Lutheran -- 11/05/19
 FG attempts: 2, Pacific Lutheran -- 11/05/19
 FT made: 2, Pacific Lutheran -- 11/05/19
 FT attempts: 2, Pacific Lutheran -- 11/05/19



Official Basketball Box Score -- Game Totals -- Final Statistics
Seattle U vs Washington St.
 11/07/19 6:00 pm at Pullman, WA (Beasley Coliseum)

Seattle U 54 • 1-1.0-0 WAC

		Total	3-Ptr		Rebounds													
#	Player	FG-FGA	FG-FGA	FT-FTA	Off	Def	Tot	PF	TP	A	To	Bk	Stl	Min				
01	Myles Carter	f	3-7	0-1	2-2	2	1	3	0	8	0	1	4	0	30			
12	Mattia Da Campo	g	0-1	0-1	1-3	1	7	8	2	1	0	1	0	1	27			
13	Morgan Means	g	3-8	1-2	0-0	0	3	4	7	0	3	0	0	0	27			
23	Terrell Brown	10-24		1	4-5	1	7	8	1	24	2	5	0	0	36			
24	Delante Jones	g	0-7	0-5	0-0	0	4	4	4	0	1	0	0	0	25			
02	Rip Economou		0-1	0-1	0-0	1	0	1	2	0	0	0	0	0	10			
00	Trey'von Hopkins		3-5	0-1	4-4	0	0	0	0	10	0	0	0	0	13			
10	Aaron Nettles		1-3	0-1	2-3	0	0	0	0	4	1	0	0	0	13			
21	Jordan Dallas		0-3	0-2	0-0	0	1	1	1	0	0	0	0	0	4			
33	Mikkel Hauge		0-0	0-0	0-2	0	1	1	0	0	0	1	0	0	4			
34	Anand Hundal		0-0	0-0	0-0	0	0	0	0	0	0	0	0	0	9			
35	Dovy Pinsky		0-0	0-0	0-0	0	0	0	0	0	0	0	0	0	2			
Team						4	6	10			1							
Totals			20-59		13-19		9	30	39	14	54		4	12	4	1	200	
FG % 1st Half: 10-32		31.3%	2nd half: 10-27		37.0%	Game: 20-59		33.9%	Deadball									
3FG % 1st Half: 0-7		0.0%	2nd half: 1-8		12.5%	Game: 1-15		6.7%	Rebounds									
FT % 1st Half: 1-2		50.0%	2nd half: 17-17		100%	Game: 17-17		100%										

Washington St. 85 • 1-0,0-0 Pac-12

Washington St. 85 • 1-0,0-0 Pac-12

#	Player	Total			Rebounds			A	T	Bk	St	Min
		FG-FGA	3-Ftr	FT-FTA	Off	Def	TP					
04	Aljaz Kunc	f 2-6	1-3	0-0	1	2	3	5	0	0	1	0
13	Jeff Pollard	f 3-9	1-5	0-0	3	4	7	1	7	2	0	1
02	CJ Elleby	g 12-18	3-8	0-1	2	5	7	1	27	0	0	3
10	Isaac Bonton	g 5-14	0-3	2-4	1	7	8	1	12	4	0	1
23	Jaylen Shead	g 2-5	2-2	3-4	0	2	2	2	9	3	0	3
01	Jervae Robinson	3-7	1-3	0-0	0	0	0	7	0	0	0	1
03	Daron Henson	1-2	0-1	0-0	0	0	0	0	2	0	0	0
05	Marvin Cannon	1-5	0-3	0-0	2	1	3	1	2	0	1	0
11	DJ Rodman	2-3	1-1	0-0	2	0	2	3	5	0	0	1
20	Deion James	0-3	0-1	4-4	0	4	4	0	4	1	2	0
24	Noah Williams	1-7	0-1	0-0	4	5	9	2	2	2	0	0
32	Tony Miller	1-2	0-0	1-2	1	0	1	0	3	1	0	0
	Team				3	1	4					
	Totals	33-81	9-31	10-15	19	31	50	13	85	13	3	10

FG % 1st Half: 15-37	40.5%	2nd half: 18-44	40.9%	Game: 33-81	40.7%	Deadball Rebounds 4
3FG % 1st Half: 6-17	35.3%	2nd half: 3-14	21.4%	Game: 9-31	29.0%	
FT % 1st Half: 7-11	63.6%	2nd half: 3-4	75.0%	Game: 10-15	66.7%	

Officials: Kelly Pfeifer, John Higgins, Randy McCall
Technical fouls: Seattle U-None. Washington St.-None.
Attendance: 2810

Score by periods	1st	2nd	Total						
Seattle U	21	33	54	Points	In	Off	2nd	Fast	
Washington St.	43	47	85	SU	Paint	T/O	Chance	Break	Bench
				WCU	24	0	4	2	14
					24	21	11	18	25

Last FG - SU 2nd-00:42, WSU 2nd-00:10.
Largest lead - SU None, WSU by 34 2nd-03:24.
SU led for 00:00. WSU led for 39:51. Game was tied for 00:00

Official Basketball Box Score -- Game Totals -- Final Statistics
Pacific (OR) vs Seattle U
11/12/19 7:00 pm at

Pacific (OR) 81 • 2-0,0-0 NWC

#	Player	Total FG-FGA	3-Ptr FG-FGA	FT-FTA	Rebounds Off Def Tot	PF	TP	A	TO	Blk	Stl	Min
33	Devlin Fortune	f 2-5	0-1	0-0	1 2 3	1	4	2	2	0	1	15
05	Terrence Gilder	g 0-4	0-1	1-4	0 2 2	4	1	3	2	0	0	16
22	Davis Holts	g 2-8	0-0	0-0	0 2 2	4	1	3	2	0	0	16
15	Jared Cattell	g 5-11	5-11	0-0	0 1 1	2	15	0	1	0	0	17
31	John Rigatti	g 4-6	3-3	0-0	0 0 0	3	11	2	1	0	0	17
01	Marcus Wallace	g 4-15	4-12	4-4	1 3 4	2	16	0	2	0	0	18
03	Mario Mora	g 0-3	0-3	0-0	0 0 0	0	0	1	1	0	0	14
12	Andy Isokpehi	g 0-1	1-4	4-5	0 0 0	1	3	0	0	0	0	15
13	Chris Kobayashi	g 2-6	1-5	0-0	0 0 0	1	5	0	0	0	0	17
11	Adrian Hadziselimov	g 2-4	0-1	0-0	0 1 1	4	1	3	0	0	0	7
20	Andrew Dufort	g 0-0	0-0	2-2	0 1 1	4	2	0	0	0	0	5
22	Zak Hankins	g 0-1	0-0	1-2	1 0 1	0	1	0	0	0	0	1
33	Brent Johnson	g 1-1	0-0	0-0	0 0 0	0	0	0	0	0	0	2
24	Nick Drynan	g 2-4	0-1	0-0	2 2 4	1	4	0	1	0	2	17
30	Isaiah Gelacio	g 1-3	1-3	0-0	0 2 2	3	0	0	0	0	1	6
32	Trevon Ridley	g 0-2	0-1	0-0	0 2 2	1	0	1	0	0	0	7
34	Cameron Jones	g 0-0	0-0	0-0	1 0 1	1	0	0	1	0	0	2
44	Colin Rardin	g 0-6	0-4	0-0	0 0 0	4	0	1	1	0	1	17
	Team				1 1 2							
	Totals	26-83	17-55	12-17	12 21 33	37	81	16	17	0	9	200

FG % 1st Half:	15-42	35.7%	2nd half:	11-41	26.8%	Game:	26-83	31.3%	Deadball Rebounds 51
3FG % 1st Half:	10-31	32.3%	2nd half:	7-24	29.2%	Game:	17-55	30.9%	
FT % 1st Half:	4-6	66.7%	2nd half:	8-11	72.7%	Game:	12-17	70.6%	

Seattle U 115 • 2-2,0-0 WAC

#	Player	c	Total		3-Ptr		Rebounds			PF	TP	A	TO	Blk	Stl	Min
			FG-FGA	FG-FGA	FT-FTA	Off	Def	Tot								
01	Carter, Myles	f	11-12	0-0	15-17	4	11	15	4	37	1	4	2	1	31	
02	Collins, Jordan	c	3-6	0-0	0-1	0	4	4	0	2	1	1	0	14		
03	Economou, Rip	g	3-8	1-4	0-0	0	4	4	0	7	1	3	0	0	22	
23	Brown, Terrell	g	8-9	0-0	3-3	0	4	4	2	19	6	4	0	0	23	
24	Jones, Delante	g	2-7	1-4	3-4	1	4	5	2	8	0	5	1	0	28	
02	Hopkins, Trey		3-8	1-4	0-0	0	6	6	1	7	2	3	0	1	19	
10	Nettles, Aaron		0-4	0-4	16-18	0	2	2	16	0	0	0	0	2	22	
32	Da Campo, Mattia		1-1	0-0	6-8	3	1	4	2	8	6	0	0	0	22	
33	Hauge, Mikkel		1-1	0-0	0-0	0	0	0	2	1	0	0	0	0	6	
34	Hundal, Anand		2-2	0-0	0-0	0	4	4	1	4	1	2	1	0	8	
35	Pinskus, Dovv		0-1	0-0	0-0	0	1	1	0	0	0	1	0	0	6	
	Team					0	2	2								
			34-50	4-20	43-51	8	41	49	18	115	23	23	6	5	206	

FG % 1st Half: 14-28	50.0%	2nd half: 20-31	64.5%	Game: 34-59	57.6%	Deadball
3FG % 1st Half: 2-10	20.0%	2nd half: 2-10	20.0%	Game: 4-20	20.0%	Rebounds
FT % 1st Half: 23-28	82.1%	2nd half: 20-23	87.0%	Game: 43-51	84.3%	3.4

Officials: Shawn Lehigh, Frank Harvey III, Gregory Nixon
Technical fouls: Pacific (OR)-None. Seattle U-None.
Attendance: 921

Score by periods	1st	2nd	Total
Pacific (OR)	44	37	81
Seattle U	53	62	115

Last FG - PAC 2nd-02:00, SU 2nd-00:48.
Largest lead - PAC by 3 1st-14:05, SU by 34 2nd-00:31.
PAC led for 04:22, SU led for 31:43. Game was tied for 03:55.

2019-20 SEATTLE U MEN'S BASKETBALL GAME NOTES • 26



Official Basketball Box Score -- Game Totals -- Final Statistics
Seattle U vs Syracuse
11/16/19 7:00 pm at Syracuse, NY (Carrier Dome)

Seattle U 67 • 2-3,0-0 WAC

#	Player	Total			3-Ptr			Rebounds			PF	TP	A	TO	Blk	Stl	Min
		FG	FGA	FT	FTA	FG	FGA	Off	Def	Tot							
01	Carter, Myles	4	11	0	0	2	2	4	6	10	1	10	0	3	0	0	35
21	Dallas, Jordan	1	1	0	0	1	1	0	1	1	4	3	0	2	0	0	9
13	Means, Morgan	1	8	1	7	2	2	1	1	2	3	5	5	3	0	4	31
23	Brown, Terrell	10	24	1	3	2	3	1	6	7	4	23	3	1	0	1	39
24	Jones, Delante	3	9	3	7	3	3	0	1	1	4	12	0	1	0	0	21
00	Economou, Rip	0	3	0	3	0	0	0	0	0	3	0	0	0	0	0	7
02	Hopkins, Trey	1	1	0	0	2	2	1	0	1	0	4	0	0	0	0	4
10	Nettles, Aaron	2	3	2	3	1	1	1	2	3	1	7	3	2	0	1	23
12	Da Campo, Mattia	1	1	1	1	0	0	0	3	3	5	3	3	0	0	2	19
33	Hauge, Mikkel	0	0	0	0	0	0	0	0	0	0	0	0	1	0	0	2
34	Hundal, Anand	0	1	0	1	0	0	1	1	2	1	0	0	0	0	0	8
35	Pinskus, Dovy	0	0	0	0	0	0	0	0	0	0	0	0	0	0	0	2
Team																	Deadball Rebounds
Totals		23	62	8	25	13	14	9	21	30	26	67	14	13	0	8	200

FG % 1st Half: 9-33 27.3% 2nd half: 14-29 48.3% Game: 23-62 37.1%
 3FG % 1st Half: 1-12 8.3% 2nd half: 7-13 53.8% Game: 8-25 32.0%
 FT % 1st Half: 7-7 100.0 2nd half: 6-7 85.7% Game: 13-14 92.9%

Syracuse 89 • 2-1,0-1 ACC

#	Player	Total			3-Ptr			Rebounds			PF	TP	A	TO	Blk	Stl	Min
		FG	FGA	FT	FTA	FG	FGA	Off	Def	Tot							
21	Marek Dolezaj	7	8	0	0	5	10	1	1	2	2	19	4	0	0	3	37
33	Elijah Hughes	6	13	2	8	1	1	0	6	6	3	15	4	3	2	1	40
34	Bourama Sidibe	2	2	0	0	3	4	1	5	6	3	7	1	2	1	0	20
11	Joseph Girard III	7	8	5	6	5	5	0	5	5	3	24	2	3	0	2	31
35	Buddy Boeheim	3	9	2	7	2	2	0	2	2	1	10	4	1	0	1	34
00	Bryce Goodine	0	2	0	0	0	0	0	2	2	2	0	3	3	0	1	13
01	Quincy Guerrier	3	5	0	2	8	14	2	5	7	0	14	0	1	1	0	17
12	Brendan Paul	0	0	0	0	0	0	0	0	0	0	0	0	0	0	0	1
14	Jesse Edwards	0	0	0	0	0	3	3	2	0	2	0	0	1	0	0	6
24	Shaun Belbey	0	0	0	0	0	0	0	0	0	0	0	0	0	0	0	1
Team																	Deadball Rebounds
Totals		28	47	9	23	24	36	5	31	36	16	89	18	14	4	8	200

FG % 1st Half: 15-24 62.5% 2nd half: 13-23 56.5% Game: 28-47 59.6%
 3FG % 1st Half: 7-14 50.0% 2nd half: 2-9 22.2% Game: 9-23 39.1%
 FT % 1st Half: 7-12 58.3% 2nd half: 17-24 70.8% Game: 24-36 66.7%

Officials: Lamar Simpson, James Breeding, Bert Smith
 Technical fouls: Seattle U-None. Syracuse-None.
 Attendance: 21487

Score by periods	1st	2nd	Total
Seattle U	26	41	67
Syracuse	44	45	89

	In	Off	2nd	Fast	Bench
Points	Paint	T/O	Chance	Break	
SU	26	14	9	6	14
SYR	34	12	3	14	14

Last FG - SU 2nd-01:35, SYR 2nd-00:40.
 Largest lead - SU by 2 1st-19:03, SYR by 23 1st-02:40.
 SU led for 00:21. SYR led for 38:02. Game was tied for 01:37.

Score tied - 1 time.
 Lead changed - 1 time.