

# 2018-19 SEATTLE UNIVERSITY MEN'S BASKETBALL

GAME 25: SU at New Mexico State - Feb. 16, 2019

**SEATTLE**  
BASKETBALL

CONTACT: Sarah Finney, Director of Communications • finneysa@seattleu.edu • 206-445-2237 • GoSeattleU.com

## 2018-19 SCHEDULE

Nov. 6	at Stanford	L, 74-96
<b>NOV. 8</b>	<b>PUGET SOUND</b>	<b>W, 95-67</b>
<b>NOV. 11</b>	<b>BRYANT !</b>	<b>W, 82-59</b>
<b>NOV. 14</b>	<b>WASHINGTON STATE !</b>	<b>W, 78-69</b>
<b>NOV. 18</b>	<b>SOUTHERN UTAH</b>	<b>L, 70-73</b>
<b>NOV. 23</b>	<b>DENVER #</b>	<b>W, 82-63</b>
<b>NOV. 24</b>	<b>FAIRFIELD #</b>	<b>W, 83-80</b>
<b>NOV. 25</b>	<b>LONGWOOD #</b>	<b>W, 70-50</b>
<b>NOV. 28</b>	<b>NORTHWEST #</b>	<b>W, 107-72</b>
<b>DEC. 1</b>	<b>EASTERN WASHINGTON</b>	<b>W, 88-68</b>
<b>DEC. 6</b>	<b>OMAHA ~</b>	<b>W, 90-71</b>
Dec. 9	at Washington	L, 62-70
Dec. 17	at Portland	W, 67-56
<b>DEC. 20</b>	<b>PRAIRIE VIEW A&amp;M</b>	<b>W, 102-64</b>
Dec. 29	at Cal	W, 82-73
Jan. 3	at CSU Bakersfield *	L, 71-83
Jan. 5	at Grand Canyon *	L, 57-71
Jan. 12	at Utah Valley *	L, 78-88
<b>JAN. 17</b>	<b>NEW MEXICO STATE *</b>	<b>L, 60-87</b>
<b>JAN. 19</b>	<b>UTRGV *</b>	<b>L, 62-67</b>
Jan. 24	at Chicago State *	W, 75-47
Jan. 26	at Kansas City *	L, 54-63
<b>FEB. 2</b>	<b>CALIFORNIA BAPTIST *</b>	<b>L, 64-75</b>
<b>FEB. 9</b>	<b>UTAH VALLEY *</b>	<b>POSTPONED</b>
Feb. 14	at UTRGV *	L, 59-44
Feb. 16	at New Mexico State *	6:00 PM
<b>FEB. 21</b>	<b>KANSAS CITY *</b>	<b>7:00 PM</b>
<b>FEB. 23</b>	<b>CHICAGO STATE *</b>	<b>1:00 PM</b>
<b>FEB. 26</b>	<b>UTAH VALLEY *</b>	<b>7:00 PM</b>
Feb. 28	at California Baptist *	7:00 PM
<b>MAR. 7</b>	<b>CSU BAKERSFIELD *</b>	<b>7:00 PM</b>
<b>MAR. 9</b>	<b>GRAND CANYON *</b>	<b>1:00 PM</b>

Mar. 14-16 at WAC Championship (Las Vegas, NV)

HOME GAMES played at the Redhawk Center unless noted

! Game played at accesso ShoWare Center (Kent, Wash.)

# Elgin Baylor Classic | ~ Summit League/WAC Challenge

\* WAC game | All times listed are Pacific

All dates and times subject to change

206-398-GOSU (4678) | GoSeattleU.com/tix

All games broadcast on KTTH 770 AM



SEATTLE U (13-11, 1-8 WAC)



NEW MEXICO STATE (21-4, 10-1 WAC)

### GAMEDAY ROUND-UP

Seattle University Redhawks (13-11, 1-8 WAC) at New Mexico State (21-4, 10-1 WAC)  
Saturday, Feb. 16, 2019 • 7:00 PM MT/6:00 PM PT • Pan American Center • Las Cruces, N.M.  
LISTEN: KTTH 770 AM, mynorthwest.com (Dennis Patchin)  
WATCH: Eleven Sports, FOX Sports Arizona PLUS, FOX College Sports Pacific, FOX Sports app

### ON TAP

Seattle University men's basketball (13-11, 1-8 WAC) wraps up a two-game, Western Athletic Conference road swing on Saturday, Feb. 16, traveling to Las Cruces, N.M., to face New Mexico State (21-4, 10-1 WAC). The match-up at the Pan American Center is set for a 7 p.m. Mountain Time tip-off, 6 p.m. in the Pacific Northwest. The game will broadcast live on a variety of platforms including Eleven Sports, FOX Sports Arizona PLUS and FOX College Sports Pacific. The game will also be streamed on the FOX Sports app and at twitch.tv/elevensportsnext. Fans can also tune in to KTTH 770 AM in Seattle or at mynorthwest.com.

### ABOUT THE SERIES VS NEW MEXICO STATE

This will be the 19th meeting all-time between Seattle U and New Mexico State. The Aggies hold a 15-3 advantage over the Redhawks in the all-time series. NM State won this season's first meeting, 87-60, on Jan. 17 at the Redhawk Center. The teams split the regular-season home-and-home series in 2017-18, each winning on their home court. The Aggies won 75-62 on Jan. 18, 2018 at the Pan American Center as the Redhawks could not overcome a 15-point half-time deficit. In the season's rematch at KeyArena on Feb. 17 for Senior Day, Jordan Hill poured in 24 points and Josh Hearlihy added 19 as Seattle U snapped a seven-game skid against the Aggies with a 73-63 OT victory. New Mexico State won the last meeting between the two sides, an 84-79 final in the 2018 WAC Tournament semifinals.

### PROJECTED STARTING LINEUP (based on last game)

POS.	NO.	NAME	YR	HT	PPG	NOTABLE
F	1	Myles Carter	RJr.	6-9	14.8	Leads the WAC with 9 double-doubles
G	13	Morgan Means	Jr.	6-3	13.6	Held to single digits in four of last five games
G	12	Mattia Da Campo	Jr.	6-5	2.1	6 pts, 7 reb at UTRGV
G	23	Terrell Brown	RSo.	6-1	12.2	Game-high 24 points vs California Baptist
F	25	Anand Hundal	Jr.	6-10	2.9	Has started the last four games, averaging 6 ppg

### RESERVES

G	2	Ian Burke	Fr.	6-5	2.1	Season-high 12 pts on 4 3s at Chicago State
G	5	Matej Kavas	RJr.	6-8	14.1	Has missed the last seven games due to a leg injury
G	10	Aaron Nettles	So.	5-11	4.0	Returned to the lineup at UTRGV after missing three games
G	11	Rip Economou	Fr.	6-8	1.5	9 pts on 3 threes vs PVAMU
F	14	Matt Vail	Fr.	6-5	0.0	Has appeared in 7 games off the bench
G	15	Trey Hopkins	Fr.	6-4	2.4	Made his second career start vs NMSU
G	24	Delante Jones	RJr.	6-5	12.8	Has missed the last four games due to a leg injury
G/F	35	Riley Grigsby	Fr.	6-6	3.3	1st 3 of the season at UTRGV, returned from 3 gm absence
F	41	Joe Wall	Fr.	6-7	1.0	Went 1-2 from 3 in 1 minute of action at Chicago State

**UNIVERSITY INFORMATION**

Location: Seattle, Wash.  
 Founded: 1891  
 Chartered: 1898  
 Enrollment: 4,780 (undergrad)  
 Nickname: Redhawks  
 Colors: Red and White  
 Affiliation: NCAA Division I  
 Conference: Western Athletic Conference  
 Home Facility (capacity): Redhawk Center (999)  
 President: Fr. Stephen Sundborg, S.J.  
 Director of Athletics: Shaney Fink  
 Athletic Ticket Office: 206-398-GOSU (4678)

**MEN'S BASKETBALL COACHING STAFF**

Head Coach: Jim Hayford (Second season)  
 Alma Mater: (Azusa Pacific '89)  
 Record at Seattle: 33-25 (One+ season)  
 Career Record: 393-200 (19+ seasons)  
 Associate Head Coach: Chris Victor (Second season)  
 Alma Mater: Concordia '04  
 Assistant Coach: Nick Robinson (Second season)  
 Alma Mater: Stanford '04  
 Assistant Coach: Sam Kirby (First season)  
 Alma Mater: Seattle U '08  
 Director of Operations: Mike Odland (First season)  
 Alma Mater: Whitworth '10  
 Director of Player Dev.: Patrick Mulligan (Second season)  
 Alma Mater: Gonzaga

**TEAM FACTS**

2017-18 Record: 20-14  
 2017-18 WAC Record/Finish: 8-6/4th  
 Letterwinners Returning/Lost: 4/8  
 Starters Returning/Lost: 1/4  
 Redshirts: 3  
 Newcomers: 9  
 2017-18 Postseason Result: CBI First Round

**ATHLETIC COMMUNICATIONS**

Director of Communications/MBB Contact: Sarah Finney  
 O: (206) 296-5915 | C: (206) 445-2237  
 Email: finneysa@seattleu.edu  
 Asst. Director of Communications: Brian Vail  
 O: (206) 296-2490  
 Email: vailbr@seattleu.edu  
 Athletic Website: www.GoSeattleU.com  
 Radio (Talent): KTTH 770 AM (Gary Hill, Jr.)  
 Mailing Address:  
 Seattle University, 901 12th Ave.,  
 PO Box 222000, Seattle, WA 98122

**LAST TIME OUT**

In a defensive battle against one the nations leaders in steals and forced turnovers, Seattle U men's basketball held its opponent to under 60 points for the fourth time this season, but could not overcome a season-high 25 turnovers in a 59-44 defeat to UTRGV Thursday night. The Redhawks were paced by Myles Carter's game-high 16 points and seven rebounds. Terrell Brown was one point shy of his sixth double-double, finishing with nine points and a game-high 11 boards. The Vaqueros got 14 points from Jordan Jackson and 12 each from Javon Levi and Greg Bowie II. Neither side could get much going offensively in the first half as defense reigned the night. The Redhawks committed seven turnovers in the first five minutes of play, but their own defense kept the game close and the Vaqueros led just 13-8 with under eight minutes to play in the first. The teams finished a combined 14-47 in the opening frame as UTRGV carried a 21-15 lead into the break. The home team's 21 points was the second fewest allowed in a half by the Redhawk defense this season. Following a 15-turnover first half, the Redhawks cut that down to 10 in the second, but could not find a way to cut into the lead as UTRGV began to heat up late. The Redhawks hit nearly 41 percent in the second half, but the Vaqueros stepped up to shoot 50 percent, hitting 13-26 from the field. The game marked the seventh straight missed by Matej Kavas and the fourth straight by Delante Jones, both of whom have been out due to leg injuries. The duo was combining for nearly 30 points per game.

**INJURY AND ILLNESS BUG**

Injury and illness has swept through the Redhawk squad to start 2019, leaving the team looking a bit different to start WAC play. Matej Kavas and Delante Jones, two of the teams top scorers through non-conference action, have missed seven and four games, respectively, due to leg injuries. The Redhawks also went without Aaron Nettles and Riley Grigsby for three games as Nettles is nursing a nagging leg injury and Grigsby suffered a sprained ankle. A stomach flu also swept through the team during January and early February.

**2018-19 NUMERICAL ROSTER**

NO.	NAME	POS	HT	WT	YR/EXP	HOMETOWN/PREVIOUS SCHOOL
1	Myles Carter	F	6-9	230	RJr./TR	Chicago, Ill./St. Rita's of Cascia HS/Seton Hall
2	Ian Burke	G	6-5	180	Fr./HS	Phoenix, Ariz./Brophy Prep
5	Matej Kavas	G	6-8	200	RJr./2V	Ljubljana, Slovenia/Gimnazija Bezigrad HS
10	Aaron Nettles	G	5-11	175	So./IV	Seattle, Wash./Seattle Prep
11	Rip Economou	G	6-8	180	Fr./HS	Santa Monica, Calif./Santa Monica HS
12	Mattia Da Campo	G	6-5	210	Jr./2V	Venice, Italy/Stella Azura Academy
13	Morgan Means	G	6-3	175	Jr./2V	Compton, Calif./Redondo Union HS
14	Matt Vail	F	6-5	190	Fr./HS	Stanwood, Wash./Stanwood HS
15	Trey Hopkins	G	6-4	163	Fr./HS	Midwest City, Okla./Carl Albert HS
23	Terrell Brown	G	6-1	175	RSo./TR	Seattle, Wash./Garfield HS/Shoreline CC
24	Delante Jones	G	6-5	195	RJr./TR	Chantilly, Va./Virginia Episcopal/American
25	Anand Hundal	F	6-10	230	Jr./TR	Manteca, Calif./Manteca HS/Las Positas College
35	Riley Grigsby	G/F	6-6	220	Fr./HS	San Jose, Calif./Archbishop Mitty HS
41	Joe Wall	F	6-7	215	Fr./HS	Portland, Ore./Jesuit HS

**COACHING STAFF**

Head Coach: Jim Hayford (Azusa Pacific '89) – Second season  
 Associate Head Coach: Chris Victor (Concordia Irvine '04) – Second season  
 Assistant Coach: Nick Robinson (Stanford '04) – Second season  
 Assistant Coach: Sam Kirby (Seattle U '08) – First season  
 Director of Operations: Mike Odland (Whitworth '10) – First season  
 Director of Player Development: Patrick Mulligan (Gonzaga) – Second season

**PRONUNCIATION GUIDE**

#5 Matej Kavas: MAH-tey KAH-vahs  
 #10 Rip Economou: Ee-con-oh-moe  
 #12 Mattia Da Campo: Mat-EE-AH DAH-Camp-oh  
 #23 Terrell Brown: Teh-REHL  
 #25 Anand Hundal: Ah-nand Hun-dahl



## INSIDE THE NUMBERS

2018-19 Record .....	13-11
Non-Conference .....	12-3
WAC .....	1-8
Home .....	10-4
Away .....	3-7
Neutral .....	0-0
In overtime .....	0-0

<b>Current Streak .....</b>	<b>L3</b>
Last win .....	1/24/19 at Chicago State (75-47)
Last loss .....	2/14/19 at UTRGV (44-59)
<b>Current Home Streak .....</b>	<b>L3</b>
Last win .....	12/20/18 vs. PVAMU (102-64)
Last loss .....	2/2/19 vs. California Baptist (75-64)
<b>Current Road Streak .....</b>	<b>L2</b>
Last win .....	1/24/19 at Chicago State (75-47)
Last loss .....	2/14/19 at UTRGV (44-59)
<b>Current Neutral Streak .....</b>	<b>L1</b>
Last win .....	3/8/18 vs. UTRGV (77-60)
Last loss .....	3/9/18 vs. NM State (79-84)

### Records When...

November .....	7-2
December .....	5-1
January .....	1-6
February .....	0-2
March .....	0-0

Monday .....	1-0
Tuesday .....	0-1
Wednesday .....	1-0
Thursday .....	4-3
Friday .....	1-0
Saturday .....	3-5
Sunday .....	3-2

Leading at halftime .....	13-2
Trailing at halftime .....	0-8
Tied at halftime .....	0-1

Scoring less than 60 .....	0-3
Scoring between 60-69 .....	1-4
Scoring between 70-79 .....	3-4
Scoring between 80-89 .....	5-0
Scoring 90 or more .....	4-0

Allowing less than 60 .....	4-1
Allowing between 60-69 .....	5-2
Allowing between 70-79 .....	3-4
Allowing between 80-89 .....	1-3
Allowing 90 or more .....	0-1

Shooting below 30% .....	0-0
Shooting between 30-39.9% .....	1-6
Shooting between 40-44.9% .....	1-5
Shooting between 45-49.9% .....	4-0
Shooting between 50-54.9% .....	5-0
Shooting 55% or above .....	2-0

Opponent shooting below 30% .....	3-0
Opponent shooting between 30-39.9% .....	7-1
Opponent shooting between 40-44.9% .....	3-2
Opponent shooting between 45-49.9% .....	0-4
Opponent shooting between 50-54.9% .....	0-4
Opponent shooting 55% or above .....	0-0

More or same rebounds than opponent .....	13-5
Fewer rebounds than opponent .....	0-6

Game decided by 1-5 Points .....	1-1
Game decided by 6-10 Points .....	2-4
Game decided by 11-15 Points .....	1-4
Game decided by 16-20 Points .....	4-0
Game decided by 21+ Points .....	5-2

SU has 0 players in double figures .....	0-0
SU has 1 players in double figures .....	0-1
SU has 2 players in double figures .....	1-3
SU has 3 players in double figures .....	4-4
SU has 4 players in double figures .....	7-3
SU has 5+ players in double figures .....	1-0

Wearing Black Jerseys .....	3-4
Wearing Grey Jerseys .....	1-0
Wearing Red Jerseys .....	1-3
Wearing White Jerseys .....	8-4

## IMPACT BY THE NUMBERS

While the Redhawks went 12-3 during non-conference play, Myles Carter, Morgan Means, Terrell Brown, Matej Kavas, Delante Jones, Aaron Nettles and Riley Grigsby played 90% of the team's total court minutes. Since the start of WAC play, those same seven players have accounted for just 73.5% of the team's total court minutes.

## TRIPLE THREAT

Junior guard Terrell Brown has flirted with a triple-double three times this season. On Nov. 23 versus Denver, the Seattle native finished with eight points, 11 rebounds and 10 assists. On Nov. 28, he collected 26 points, 14 rebounds and six assists. Most recently, he finished with nine points, 11 rebounds and seven assists at UTRGV (Feb. 14). He averages 12.2 points per game, leads the team with 4.6 assists per game, which also ranks third in the WAC, and, at just 6-1, is second on the team with 6.8 rebounds per game. He also has five double-doubles on the season, four consisting of points and rebounds and one consisting of rebounds and assists, and nearly tallied a sixth at Chicago State on Jan. 24, finishing with nine points and nine rebounds.

## REDHAWK RUNDOWN

- Seattle U had an unusual mid-conference, 12-day stretch without a game due to the Redhawks' Feb. 9 meeting with Utah Valley getting postponed due to extreme inclement weather in Seattle. The game was rescheduled for Feb. 26.
- The schedule change means the Redhawks will end up playing seven of their first 10 WAC games on the road, then host five of the final six games of the year at the Redhawk Center.
- Terrell Brown scored a game-high 24 points on Feb. 2 versus California Baptist, two shy of his season-high of 26 scored on Nov. 28 versus Northwest.
- Myles Carter tallied 11 points and 10 rebounds on Feb. 24 at Chicago State marking his second straight game with a double-double and his WAC-leading ninth of the season. The nine double-doubles also ranks 38th in the nation.
- Myles Carter has been solid from the free-throw line during WAC play, hitting 70.0 percent from the stripe (35-50) over the eight games. That mark is well above his season average of 60.0 percent. The big man has twice drained 10 free throws, including a 10-14 performance on Jan. 12 at Utah Valley and a 10-11 night on Jan. 19 versus UTRGV.
- Seattle U ranks first in the WAC in FG percentage defense (41.0), blocks (3.8 per game) and 3-pt FG percentage (38.9), third in 3-pt FG percentage



defense (33.9) and FG percentage (45.1).

- With five players averaging double-figures, four rank in the WAC's top-20 for scoring as Myles Carter is fifth (14.8 ppg), Morgan Means is eighth (13.6 ppg), Delante Jones is 10th (12.8 ppg) and Terrell Brown is 12th (12.2 ppg).

- Brown also ranks third in assists (4.6 per game), sixth in rebounds (6.8 per game) and fourth in assist/turnover ratio (1.9).

- Carter ranks second in rebounds (8.2), fifth in FG% (52.5%) and first in blocks (2.1).

- Means ranks first in minutes played (34.5 per game) and fourth in free-throw percentage (83.7, 82-98).

- The Redhawks got a huge monkey off their backs on Jan. 24, downing Chicago State, 75-47, for their first WAC win of the season. The win also snapped a five game-losing streak, the longest a Seattle U team had endured since the 2012-13 season.

- The Jan. 24 win at Chicago State marked the third road win of the season. Three road wins matches the most the Redhawks have totalled during the past five seasons. The last time a Redhawk team had more than three wins on the road was 2013-14 when they totalled five.

- Junior Anand Hundal earned his first start in a Redhawk uniform on Jan. 24 at Chicago State and made the most of the opportunity, finishing with a team-high 17 points on 6-9 shooting, including 3-6 from three. The big man added eight rebounds, two blocks and two steals in a season-high 26 minutes of action.

- Freshman walk-on Ian Burke scored a career-high 12 points on four threes in 29 minutes of action at Chicago State on Jan. 24. The rookie added four assists and three rebounds to round out the night.

- Morgan Means went 16-16 from the free-throw line on Dec. 29 at Cal, matching the Seattle U single-game record held by Carl Ervin in a Dec. 15, 1979 game versus Washington. The junior guard went on to stretching his made free throws streak to 27 straight before missing his first attempt at GCU on Jan. 5 to halt the streak.

- Seattle U went 2-2 in four games against the Pac-12 this season. The Redhawks earned a big 78-69 win over Washington State on Nov. 14 and also topped Cal, 82-73. They dropped a 96-74 decision at Stanford on Nov. 6 and a 70-62 final at Washington on Dec. 9.

- The 78-69 win over WSU on Nov. 14 marked the first win against a Pac-12 member since Mar. 23, 2015 when the Redhawks defeated Colorado, 72-65, at the Redhawk Center in the second round of the CBI.

- Freshman Riley Grigsby turned in his best performance of the season on Dec. 6 against Omaha. The

6-6 forward went 5-6 from the field and 1-2 from the free-throw line for a career-high 11 points. He also added four rebounds and three assists in a season-high 24 minutes.

- Myles Carter and Terrell Brown each collected double-doubles at Portland on Dec. 17, marking the third time this season that multiple players had double-doubles in the same game. Carter and Matej Kavas achieved the feat together against Longwood (Nov. 25), while Carter and Brown combined to each tally a double-double against Northwest (Nov. 28).

- Seattle U had a six-game win streak snapped at Washington on Dec. 9. The six-game streak was the first of such a length since a stretch of five wins from Jan. 23, 2016-Feb. 6, 2016.

- Morgan Means swiped five steals on Dec. 1 against Eastern Washington, marking the first time a Redhawk had achieved the feat since Brendan Westendorf had five steals against UTRGV on Mar. 10, 2016.

- Freshman Trey Hopkins scored a season-high 12 points on Nov. 28 versus Northwest. The Midwest City, Okla., native went a perfect 5-5 from the field, including 2-2 from three, in just 15 minutes of action.

- Myles Carter was named WAC Player of the Week for the week of Nov. 5-11. The Chicago native averaged 18.0 points on 62.9 percent shooting, 8.7 rebounds and 2.3 blocks over three games as Seattle U opened the season 2-1.

- Southern Utah represented the second opponent this season that assistant coach Nick Robinson has ties to. The Stanford grad served as the head coach of the Thunderbirds from 2012-16.

#### EYING 400

Seattle U Head Coach Jim Hayford entered the 2018-19 season with 380 career victories over the course of his 19-year career. In his 20th season as a head coach, he has led the Redhawks to a 13-11 mark through 24 games, bringing his career wins total to 393. Hayford now needs just seven more wins to hit the 400 mark for his career, as well as notch his second consecutive 20-win season at Seattle U. Hayford has 12 20+ win seasons during his career.

#### BACK-TO-BACK ROAD WINS

The Redhawks tallied back-to-back wins on the road following a 67-56 victory at Portland on Dec. 17 and an 82-73 victory at California on Dec. 29. This marks the first time Seattle U has won two consecutive road games since the 2015-16 season. That year, the Redhawks earned all three of their road victories in succession, winning at Chicago State (Jan. 9), at Utah Valley (Jan. 28) and at Grand Canyon (Jan. 30). Seattle U's best road record in its modern-day DI era is 6-10, set during the 2009-10 season. They

also earned five road win in 2013-14. The Redhawks are currently 3-6 on the road in 2018-19 with three remaining road contests to play.

#### GET THAT OUT!

Myles Carter has 50 blocks through 24 games, the 35th most among all DI players in games played through Feb. 12. The redshirt junior also ranks 31st nationally at 2.08 blocks per game. He is chasing the Seattle U program record for single-season blocks (79), set just last year by Aaron Menzies.

#### TOP THREE FROM THREE

Matej Kavas drained a trio of three pointers at Grand Canyon on Jan. 5, giving him 39 for the season and 172 for his career. The career mark ranks him third in Seattle U's all-time record book as he now trails only Isiah Umipig (2013-15, 229 3s) and Aaron Waite (1988-92, 239 3s).

#### HISTORIC START

Seattle U went 12-3 through the first 15 games of the season, marking the best start to a season in more than 50 years. The last time Seattle U had a better start than 12-3 was 1963-64. They went 13-2 through 15 games before picking up their third loss.

#### DEJA VU 10TH WIN

The Redhawks improved to 10-3 to start the season for the first time in exactly 50 years with a 67-56 win at University of Portland on Dec. 17 at the Chiles Center in Portland. The Redhawks achieved the feat in déjà vu fashion to their 1968-69 counterparts, as the former Seattle U squad also beat Portland (6-7) for their 10th win of the season. That Seattle U team would improve to 10-3 in their 13th game of the season – a 79-54 win at Portland.

#### HOME COURT ADVANTAGE

Seattle U has compiled a 229-147 (.609) record in North Court, including a 15-game winning streak that began Nov. 5, 2008 with a perfect 10-0 mark during the 2008-09 season. In 2017-18, the Redhawks went 9-1 at the Redhawk Center and so far in 2018-19, the Redhawks are 8-3.

#### CARTER EARNS SECOND WAC PLAYER OF THE WEEK HONOR

Junior forward Myles Carter was named WAC Player of the Week for the week of Dec. 24-30. This is his second such honor of the season and of his career. The Chicago native poured in a career-high 26 points to go along with 13 rebounds to lead Seattle U to an 82-73 win at California. Carter, who played all 40 minutes, shot 61 percent from the field as the





Redhawks built a 21-4 lead early and withstood a late push by the Golden Bears to earn their second win over a Pac-12 school this season. Carter's double-double was his sixth of the season as he collected his fifth 20+-point game. His 13 rebounds were one shy of his career high.

#### PRESEASON HONORS

Redshirt junior Matej Kavas, a Ljubljana, Slovenia native, who has been named a preseason All-WAC First Team selection by both the league's nine head coaches and the WAC media. The 6-8 guard was the Redhawks' leading scorer in 2017-18, averaging 15.2 points per game. He also averaged 5.1 rebounds and 1.2 assists, led the team in scoring 11 times and scored 20 points or more nine times. Kavas led the WAC with 91 three-pointers and finished the year ranked eighth in the nation, hitting 46.4 percent from beyond the arc. Kavas was named the WAC Freshman of the Year in 2016-17.

#### GET YOUR 2018-19 TICKETS!

Single-game tickets for the Redhawks' remaining home slate are still available. For more information and to reserve your seats today, contact the SU Athletics Ticket office at 206-398-GOSU or visit [goseattleu.com/tix](http://goseattleu.com/tix).

#### HOME HEAVY 2018-19 SLATE

The Redhawks play a 19-game home schedule in 2018-19, and host 22 total contests as the schedule includes a three-team, six-game tournament. The Redhawk Center, located on the Seattle U campus, will serve as the primary venue for the 2018-19 season due to the renovation and shutdown of KeyArena, scheduled to take place in 2019 and 2020. Seattle U is excited to partner with the Oak View Group and return to the newly-renovated \$700 million Seattle Center Arena in 2020-21.

"Bringing games back on campus in recent years has reinvigorated the campus community," said Head Coach Jim Hayford. "An engaged campus and excited student body creates a rowdy home-court atmosphere. We are also look forward to returning to a world-class arena in the heart of Seattle as soon as it's completed."

This season, Seattle U will also take advantage of the unique opportunity to engage the greater South Sound community during Veteran's Day weekend and Nov. 14 with two key dates at the accessio ShoWare Center in Kent, Wash.

#### WAC PRESEASON POLLS

In a vote of the Western Athletic Conference men's basketball head coaches, the Redhawks were picked to finish third during the 2018-19 season. The Redhawks earned 45 points and edged out fourth-place pick, Utah Valley, who earned 43 points in the coaches voting. Reigning WAC champion New Mexico State is the 2018-19 preseason favorite, earning 63 points and seven first-place votes. Grand Canyon followed with 58 points and two first-place votes.

In the simultaneously released WAC media poll, Seattle U was selected to finish fourth (150 points) behind preseason media favorite New Mexico State (214 points), Grand Canyon (180 points) and Utah Valley (162 points).

#### HAYFORD EARNS CONTRACT EXTENSION

Head Coach Jim Hayford received a contract extension through 2023, Director of Athletics Shaney Fink announced Sept. 12, 2018.

"Coach Hayford has proven to be the right leader for our program as he propelled the team forward in his first year, leading us to the most successful season in recent history," said Fink. "We are excited to announce the extension of his contract and look forward to the continued development of the program under his guidance."

In his first season at the helm of the program, Hayford revitalized the Redhawks on the court, in the classroom and in the community.

The 2017-18 Redhawks finished 20-14 overall, 16-3 on their home court and 8-6 in Western Athletic Conference play. The win total marked a program high since returning to Division I in 2008-09, and marked the first 20-win DI season since 1963-64 when Seattle U finished 22-6. The 16 home victories was also a modern-day DI record, while the eight WAC wins was the most since joining the league in 2012-13.

"I believe in the vision that the Seattle University leadership has for our men's basketball program," Hayford said. "And I am grateful for their belief in the leadership of my staff and I as we continue to pursue the lofty goals we share for Seattle U basketball."

The Redhawks achieved a team cumulative GPA of 3.012 for the 2017-18 academic year, earning them a Team Academic Excellence Award by the National Association of Basketball Coaches (NABC). Five players concluded the year with a 3.2 cumulative GPA or higher while four Redhawks – Mattia Da Campo, Morgan Means, Matej Kavas and Jake Spurgeon –

were also named to the 2017-18 Winter All-Western Athletic Conference Academic Team.

The squad also spent ample time engaging in the local community, including multiple volunteer activities at Bailey Gatzert Elementary School.

#### ALUM RETURNS TO COACHING STAFF

Sam Kirby has returned to his alma mater, joining the Redhawks' coaching staff as an assistant coach. Kirby was a member of the Seattle U squad for the 2005-06 and 2006-07 seasons, the latter year resulting in a 20-9 overall record, a Great Northwest Athletic Conference title and the program's first NCAA Division II Tournament berth in 38 years.

"Having an alum of Seattle U on our staff is a tremendous asset and we're happy to welcome Sam back to campus," said Hayford. "Sam is recognized as one of the up-and-coming assistant coaches on the West Coast and we're excited that he chose to return to Seattle U."

Kirby returns to the Redhawk program following seven seasons of serving as an assistant coach at Cal Poly under Joe Callero, who also served as the head coach at Seattle U from 2001-09. Kirby was involved in floor coaching, game planning and scouting, while also serving as the program's recruiting coordinator during his final three years.

A Sacramento native, Kirby served as a student assistant coach at Seattle U during the 2007-08 campaign while completing a bachelor's degree in liberal studies with a minor in psychology.



Jim Hayford was named Seattle University's men's basketball head coach on Wednesday, Mar. 28, 2017. In his first season at Seattle U, he led the Redhawks to their most successful season in the school's modern-day Division I era.

Inheriting a program that went 13-17 in 2016-17, Hayford led the 2017-18 Redhawks to finish 20-14 overall, 16-3 on their home court and 8-6 in Western Athletic Conference play. The win total marked a program high since returning to Division I in 2008-09, and marked the first 20-win DI season since 1963-64 when Seattle U finished 22-6. The 16 home victories was also a modern-day DI record, while the eight WAC wins was the most since joining the league in 2012-13. The fourth-place finish ties the best finish during the Redhawks six years com-

peting in the WAC. The season culminated in Hayford's 10th national postseason appearance as a head coach as the Redhawks earned a berth in the Collegiate Basketball Invitational (CBI).

Hayford's up-tempo style of play saw the Redhawks set numerous modern-day DI program records including total points (2,589), field goals (881), field goal percentage (44.6), three-point field goals (312), free-throw percentage (73.8), rebounds (1,298) and blocks (123). Three Redhawks earned postseason honors from the WAC, including junior center Aaron Menzies (Second Team All-WAC, All-Defensive Team), sophomore guard Matej Kavaz (Second Team All-WAC) and graduate guard Jordan Hill (All-Newcomer Team). Menzies would set an all-time program record with 79 blocks and a modern-day DI record with 302 rebounds.

Hayford has 19 total seasons as a head coach, amassing an overall record of 380-189 (.668). Prior to Seattle U, he had stints at EWU, Whitworth (NCAA DIII) and Sioux Falls (NAIA). He has coached in 10 national postseason tournaments, including six (2003, 2007, 2008, 2009, 2010, 2011) at NCAA Division III Whitworth, three at EWU (2015, 2016, 2017) and one at Seattle U (2018).

In 2016-17, Hayford completed his sixth season as the head coach at EWU, leading the Eagles to a 22-12 overall record and a 13-5 mark in Big Sky Conference play. In six seasons with Hayford at the helm, the Eagles went to the NCAA Tournament (2015), the CBI Tournament (2016, 2017), earned a Big Sky regular season co-championship (2015) and won the Big Sky Tournament title (2015). Under Hayford, the Eagles had one Big Sky Conference Player of the Year (Jacob Wiles, 2017), two Big Sky Freshmen of the Year, 12 All-Big Sky selections, seven National Association of Basketball (NABC) All-District selections, two Associated Press honorable mention All-Americans and one NBA Draft pick (Tyler Harvey, 2015).

The building process at EWU hit its stride in 2014-15 when Hayford led the Eagles to a 26-9 mark, including a 14-4 Big Sky record. EWU went on to win the Big Sky Conference Tournament and earn a bid to the NCAA Tournament – the first postseason appearance for the program since 2003-04. The team featured Tyler Harvey, who was the nation's leader in scoring (23.1 ppg) and three-pointers made per game (4.0), and went on to be the program's third all-time NBA Draft pick. For his efforts, Hayford was named Big Sky Co-Coach of the Year.

Before taking over at Eastern Washington in March of 2011, Hayford spent 10 seasons building Whitworth University in Spokane, Wash., into a NCAA Division III powerhouse. In his tenure at the helm of the Pirates, Hayford had a record of 217-57 and a winning percentage of .792. He was the Northwest Conference Coach of the Year five times, and twice was honored by the NABC as the West Region Coach of the Year.

Taking over a program that went 25-24 in the two seasons prior (1999-01), Hayford coached the Pirates to eight 20-win seasons, six appearances in the NCAA Division III Tournament (including the last five seasons in a row), five Northwest Conference titles, three NCAA DIII Sweet 16 appearances (2008, 2010, 2011) and one Elite Eight appearance (2011). At the time he left Whitworth, his career winning percentage ranked among the top 10 among all active NCAA Division III coaches.

Prior to Whitworth, Hayford was head coach at the University of Sioux Falls (S.D.), where he compiled a 37-27 record in two seasons. During his inaugural season (1999-2000), he led the Cougars to their first conference playoff appearance in five years. Hayford's Cougars finished the 2000-01 season at 22-12, setting a school record for wins in a season. Prior to Hayford's arrival, USF was 9-17 in 1998-99.

Hayford served as the top assistant coach at Azusa Pacific University (Calif.) from 1990-99, including eight seasons under Bill Odell. APU won seven consecutive Golden State Athletic Conference titles during that time and advanced to the NAIA Division I Final Four in each of his final two seasons there.

Hayford earned his bachelor's degree in social science from Azusa Pacific in 1989. He earned a master's degree in education from Claremont Graduate School in 1991. Hayford and his wife, Robin, have two adult children, daughter, Jayme, and son, Joseph.

#### COACH HAYFORD'S YEAR-BY-YEAR RESULTS

YEAR	SCHOOL	OVERALL	PCT	CONFERENCE
1999-00	Sioux Falls	15-15	.500	
2000-01	Sioux Falls	22-12	.647	
Totals at Sioux Falls	(2 seasons)	37-27	.578	
2001-02	Whitworth	20-7	.741	12-4/2nd
2002-03 \$	Whitworth	23-4	.851	13-3/1st
2003-04	Whitworth	19-6	.760	12-4/2nd
2004-05	Whitworth	13-11	.542	9-7/4th
2005-06	Whitworth	20-7	.741	13-3/2nd
2006-07 \$	Whitworth	24-4	.857	13-3/1st
2007-08 \$	Whitworth	21-7	.750	12-4/1st
2008-09 \$	Whitworth	23-6	.793	12-4/2nd
2009-10 \$	Whitworth	26-3	.897	16-0/1st
2010-11 \$	Whitworth	28-2	.933	15-1/1st
Totals at Whitworth	(10 seasons)	217-57	.792	
2011-12	Eastern Washington	15-17	.469	8-8/4th
2012-13	Eastern Washington	10-21	.323	7-13/8th
2013-14	Eastern Washington	15-16	.484	10-10/T6th
2014-15 #	Eastern Washington	26-9	.743	14-4/T1st
2015-16 !	Eastern Washington	18-16	.529	10-8/T5th
2016-17 !	Eastern Washington	22-12	.647	13-5/2nd
Totals at EWU	(6 seasons)	106-91	.538	
2017-18 !	Seattle University	20-14	.588	8-6/4th
Totals at SU	(1 season)	20-14	.588	
Total as Head Coach	(19 seasons)	380-189	.668	

\$ - NCAA Division III participant

# - NCAA DI Tournament participant, Big Sky Conference Tournament Champions & regular-season co-champions

! - College Basketball Invitational (CBI) Tournament participant



## THE LAST TIME SEATTLE UNIVERSITY...

Won at home.....	12/20/18 vs. Prairie View A&M, 102-64
Lost at home.....	2/2/19 vs. California Baptist, 64-75
Won on the road.....	1/19/19 at Chicago State, 75-47
Lost on the road.....	2/14/19 at UTRGV, 44-59
Won at a neutral site.....	3/8/18 vs. UTRGV (77-60 (Las Vegas)
Lost at a neutral site.....	3/9/18 vs. New Mexico State, 79-84 (Las Vegas)
Won five+ consecutive games.....	six in 2018 (11/23/18-12/6/18)
Won 10+ consecutive games.....	10 in 2008-09 (1/13/09 - 2/27/09)
Won 20+ consecutive games.....	26 in 1953-54
Lost five+ consecutive games.....	5 in 2018-19 (1/3/19 - 1/19/19)
Scored less than 50 points.....	2/14/19 at UTRGV, 44-59
Scored 80-89 points.....	12/29/18 at California, 82-73
Scored 90-99 points.....	12/6/18 vs. Omaha, 90-71
Scored 100+ points.....	12/20/18 vs. Prairie View A&M, 102-64
Won an overtime game.....	2/17/18 vs. New Mexico State, 73-68
Lost an overtime game.....	3/3/18 vs. Central Arkansas, 92-90 (ot)
Defeated a nationally-ranked team.....	1/12/74 vs. #16 UNLV, 82-64
Lost to a nationally-ranked team.....	12/21/11 vs. #24 Virginia, 83-77
Hosted a nationally-ranked team.....	12/21/11 vs. #24 Virginia (L, 77-83)
Shot under 30% FG.....	11/16/16 at Notre Dame, 29.1% (16-55)
Shot 30-39.9% FG.....	2/14/19 at UTRGV, 35.9% (14-39)
Shot 40-49.9% FG.....	2/2/19 vs. California Baptist, 41.8% (23-55)
Shot 50-59.9% FG.....	12/20/18 vs. Prairie View A&M, 58.1% (36-62)
Shot 60+% FG.....	2/15/18 vs. UTRGV, 60.8% (31-52)
Had 50+ rebounds.....	11/12/17 vs. Puget Sound, 61
Made 10+ 3-Pointers.....	1/24/19 at Chicago State, 12

## THE LAST TIME A SEATTLE U PLAYER...

Scored 25-29 points.....	1/19/19, Myles Carter vs. UTRGV, 28
Scored 30-39 points.....	12/4/17, Aaron Menzies vs. Pacific Lutheran, 32
Scored 40-59 points.....	11/28/09, Charles Garcia vs. Wofford, 41
Scored 60+ points.....	1/30/58, Elgin Baylor vs. Portland, 60
Made 10+ field goals.....	12/29/18, Myles Carter at California, 11
Made 5+ 3-pointers.....	12/6/18, Matej Kavas vs. Omaha, 6
Had 10-15 rebounds.....	2/2/19, Mattia Da Campo, 13
Had 16-19 rebounds.....	1/6/18, Aaron Menzies vs. Chicago State, 19
Had 20+ rebounds.....	2/15/97, Roger Hammond at Northwest College, 24
Had a double-double.....	1/24/19, Myles Carter at Chicago State (11p, 10r)
Led team in pts. & rbs.....	1/19/19, Myles Carter vs. UTRGV (28p, 15r)
Shot 100% FG (min. 5).....	12/19/16, Morgan Means vs. Southern Utah (5-5)
Shot 100% FT (min. 10).....	12/29/18, Morgan Means at California (16-16)
Had 10+ assists.....	11/23/18, Terrell Brown vs. Denver, 10
Had 5+ steals.....	12/1/18, Morgan Means vs. EWU, 5
Had 5+ blocks.....	11/28/18, Myles Carter vs. Northwest, 7

## STATISTICAL NOTEABLES

### 20-plus Points

28.....	Myles Carter vs. UTRGV, 1/19/19
26.....	Morgan Means vs. Denver, 11/23/18
26.....	Terrell Brown vs. Northwest, 11/28/18
26.....	Matej Kavas vs. Omaha, 12/6/18
26.....	Delante Jones vs. Omaha, 12/6/18
26.....	Myles Carter at California, 12/29/18
25.....	Myles Carter vs. Bryant, 11/11/18
24.....	Morgan Means at California, 12/29/18
24.....	Terrell Brown vs. California Baptist, 2/2/19
23.....	Myles Carter vs. Puget Sound, 11/8/18
23.....	Morgan Means vs. Northwest, 11/28/18
23.....	Myles Carter vs. EWU, 12/1/18
22.....	Matej Kavas vs. Longwood, 11/25/18
22.....	Myles Carter vs. Prairie View A&M, 12/20/18
22.....	Morgan Means vs. Prairie View A&M, 12/20/18
22.....	Terrell Brown at Kansas City, 1/26/19
21.....	Morgan Means vs. Bryant, 11/11/18
21.....	Terrell Brown vs. Washington State, 11/14/18
21.....	Morgan Means at Washington, 12/9/18
20.....	Matej Kavas vs. Fairfield, 11/24/18
20.....	Morgan Means at Utah Valley, 1/12/19

### 5-plus Assists

10.....	Terrell Brown vs. Denver, 11/23/18
9.....	Terrell Brown vs. Southern Utah, 11/18/18
9.....	Terrell Brown vs. EWU, 12/1/18
9.....	Terrell Brown at Washington, 12/9/18
7.....	Morgan Means vs. Puget Sound, 11/8/18
7.....	Morgan Means vs. EWU, 12/1/18
7.....	Terrell Brown at UTRGV, 2/14/19
6.....	Terrell Brown vs. Northwest, 11/28/18
5.....	Terrell Brown vs. Fairfield, 11/24/18
5.....	Terrell Brown vs. Longwood, 11/25/18
5.....	Morgan Means vs. Northwest, 11/28/18
5.....	Morgan Means vs. Omaha, 12/6/18
5.....	Terrell Brown vs. Omaha, 12/6/18
5.....	Terrell Brown vs. Prairie View A&M, 12/20/18
5.....	Terrell Brown at CSU Bakersfield, 1/3/19
5.....	Morgan Means at Chicago State, 1/24/19

### 5-plus Steals

5.....	Morgan Means vs. EWU, 12/1/18
--------	-------------------------------

### 5-plus Blocks

7.....	Myles Carter vs. Northwest, 11/28/18
--------	--------------------------------------


## DOUBLE-DOUBLES

Myles Carter (23p, 12r).....	vs. Puget Sound, 11/8/18
Myles Carter (25p, 11r).....	vs. Bryant, 11/11/18
Terrell Brown (11p, 10a).....	vs. Denver, 11/23/18
Myles Carter (14p, 12r).....	vs. Longwood, 11/25/18
Matej Kavas (22p, 13r).....	vs. Longwood, 11/25/18
Terrell Brown (26p, 14r).....	vs. Northwest, 11/28/18
Myles Carter (12p, 14r).....	vs. Northwest, 11/28/18
Terrell Brown (12p, 11r).....	vs. Omaha, 12/6/18
Myles Carter (11p, 12r).....	at Portland, 12/17/18
Terrell Brown (17p, 11r).....	at Portland, 12/17/18
Myles Carter (26p, 13r).....	at California, 12/29/18
Terrell Brown (18p, 10r).....	at CSU Bakersfield, 1/3/19
Myles Carter (16p, 10r).....	at Utah Valley, 1/12/19
Myles Carter (28p, 15r).....	vs. UTRGV, 1/19/19
Myles Carter (11p, 10r).....	at Chicago State, 1/24/19
Mattia Da Campo (13p, 13r).....	vs. California Baptist, 2/2/19






**MYLES CARTER**  
6-9 • 230 • F • R-JR



**IAN BURKE**  
6-5 • 180 • G • FR



**MATEJ KAVAS**  
6-8 • 200 • G • R-JR



**AARON NETTLES**  
5-11 • 175 • G • SO




**RIP ECONOMOU**  
6-8 • 180 • G • FR



**MATTIA DA CAMPO**  
6-5 • 210 • G • JR



**MORGAN MEANS**  
6-3 • 175 • G • JR



**MATT VAIL**  
6-5 • 190 • F • FR



**TREY HOPKINS**  
6-4 • 163 • G • FR



**TERRELL BROWN**  
6-1 • 175 • G • R-SO



**DELANTE JONES**  
6-5 • 195 • G • R-JR



**ANAND HUNDAL**  
6-10 • 230 • F • JR




**RILEY GRIGSBY**  
6-6 • 220 • G/F • FR




**JOE WALL**  
6-7 • 215 • F • FR



**JIM HAYFORD**  
HEAD COACH



**CHRIS VICTOR**  
ASSOCIATE HEAD COACH



**NICK ROBINSON**  
ASSISTANT COACH



**SAM KIRBY**  
ASSISTANT COACH



**MIKE ODLAND**  
DIRECTOR OF OPS



**PATRICK MULLIGAN**  
DIRECTOR OF PLAYER DEV





**Seattle University Basketball**  
**Seattle U Combined Team Statistics (as of Feb 14, 2019)**  
**All games**

<b>RECORD:</b>	<b>OVERALL</b>	<b>HOME</b>	<b>AWAY</b>	<b>NEUTRAL</b>
ALL GAMES	13-11	10-4	3-7	0-0
CONFERENCE	1-8	0-3	1-5	0-0
NON-CONFERENCE	12-3	10-1	2-2	0-0

#	Player	gp-gs	min	avg	Total	3-Point	F-Throw	Rebounds				pf	dq	a	to	blk	stl	pts	avg
					fg-fga	fg%	3fg-fga	3fg%	ft-fa	ft%	off	def	tot	avg					
01	Carter, Myles	24-24	729	30.4	137-261	.525	4-6	.667	78-130	.600	59	138	197	8.2	85	5	13	59	14.8
05	Kavas, Matej	16-15	503	31.4	75-160	.469	39-85	.459	37-46	.804	11	89	100	6.3	30	0	14	20	14.1
13	Means, Morgan	24-24	828	34.5	100-256	.391	44-116	.379	82-98	.837	18	88	106	4.4	86	8	78	62	13.6
24	Jones, Delante	19-19	581	30.6	87-210	.414	32-84	.381	37-49	.755	17	44	61	3.2	39	0	25	45	12.8
23	Brown, Terrell	24-19	764	31.8	108-237	.456	8-25	.320	69-103	.670	34	130	164	6.8	67	3	111	57	12.2
10	Nettles, Aaron	21-3	320	15.2	27-54	.500	20-43	.465	10-14	.714	1	12	13	0.6	33	0	10	12	4.0
35	Grigsby, Riley	21-4	291	13.9	24-51	.471	1-10	.100	21-28	.750	13	39	52	2.5	57	2	9	8	3.3
25	Hundal, Anand	16-4	147	9.2	18-36	.500	8-23	.348	3-6	.500	13	27	40	2.5	20	0	5	5	2.9
00	McDowell, Dashawn	3-0	34	11.3	4-10	.400	0-0	.000	0-2	.000	2	4	6	2.0	4	0	2	2	2.7
15	Hopkins, Trey	17-2	135	7.9	17-40	.425	3-16	.188	3-5	.600	11	10	21	1.2	14	0	4	7	2.4
12	Da Campo, Mattia	22-6	257	11.7	15-31	.484	3-5	.600	14-20	.700	29	28	57	2.6	20	1	11	16	2.1
02	Burke, Ian	15-0	136	9.1	9-22	.409	8-18	.444	6-10	.600	2	13	15	1.0	12	0	8	7	2.1
11	Economou, Rip	11-0	50	4.5	5-19	.263	4-16	.250	3-5	.600	4	2	6	0.5	10	0	0	1	1.5
41	Wall, Joe	9-0	11	1.2	3-7	.429	2-6	.333	0-0	.000	1	1	2	0.2	3	0	0	0	0.9
14	Vail, Matt	8-0	12	1.5	0-0	.000	0-0	.000	0-0	.000	0	1	1	0.1	1	0	1	0	0.0
Team											23	17	40				7		
Total.....		24	4798		629-1394	.451	176-453	.389	363-516	.703	238	643	881	36.7	481	19	291	308	74.9
Opponents.....		24	4799		568-1384	.410	154-454	.339	381-529	.720	218	565	783	32.6	487	-	229	281	69.6

<b>TEAM STATISTICS</b>	<b>SU</b>	<b>OPP</b>	<b>Date</b>	<b>Opponent</b>	<b>Score</b>	<b>Att.</b>
SCORING	1797	1671	11/06/18	at Stanford	L 74-96	3365
Points per game	74.9	69.6	11/08/18	PUGET SOUND	w 95-67	999
Scoring margin	+5.3	-	11/11/18	BRYANT	w 82-59	1236
FIELD GOALS-ATT	629-1394	568-1384	11/14/18	WASHINGTON ST.	w 78-69	1977
Field goal pct	.451	.410	11/18/18	SOUTHERN UTAH	L 70-73	999
3 POINT FG-ATT	176-453	154-454	@ 11/23/18	DENVER	w 82-63	883
3-point FG pct	.389	.339	@ 11/24/18	FAIRFIELD	w 83-80	809
3-pt FG made per game	7.3	6.4	@ 11/25/18	LONGWOOD	w 70-50	753
FREE THROWS-ATT	363-516	381-529	@ 11/28/18	NORTHWEST (WA)	w 107-72	824
Free throw pct	.703	.720	12/01/18	EASTERN WASH.	w 88-68	999
F-Throws made per game	15.1	15.9	12/06/18	OMAHA	w 90-71	873
REBOUNDS	881	783	12/09/18	at Washington	L 62-70	6688
Rebounds per game	36.7	32.6	12/17/18	at Portland	w 67-56	1553
Rebounding margin	+4.1	-	12/20/18	PRAIRIE VIEW	w 102-64	965
ASSISTS	291	229	12/29/18	at California	w 82-73	4104
Assists per game	12.1	9.5	* 01/03/19	at CSU Bakersfield	L 71-83	2398
TURNOVERS	308	281	* 01/05/19	at Grand Canyon	L 57-71	7293
Turnovers per game	12.8	11.7	* 01/12/19	at Utah Valley	L 78-88	3258
Turnover margin	-1.1	-	* 01/17/19	NEW MEXICO ST.	L 60-87	999
Assist/turnover ratio	0.9	0.8	* 01/19/19	UTRGV	L 62-67	999
STEALS	112	148	* 01/24/19	at Chicago State	w 75-47	0
Steals per game	4.7	6.2	* 01/26/19	at UMKC	L 54-63	1220
BLOCKS	92	68	* 02/02/19	CALIFORNIA BAPTIST	L 64-75	999
Blocks per game	3.8	2.8	* 02/14/19	at UTRGV	L 44-59	1103
ATTENDANCE	14314	30982				
Home games-Avg/Game	14-1022	10-3098				
Neutral site-Avg/Game	-	0-0				

@ - Elgin Baylor Classic (Seattle, WA)  
 \* = WAC game

<b>Score by Periods</b>	<b>1st</b>	<b>2nd</b>	<b>Totals</b>
Seattle U	851	946	1797
Opponents	723	948	1671



**Seattle University Basketball**  
**Seattle U Combined Team Statistics (as of Feb 14, 2019)**  
**WAC games only**

<b>RECORD:</b>	<b>OVERALL</b>	<b>HOME</b>	<b>AWAY</b>	<b>NEUTRAL</b>
ALL GAMES	1-8	0-3	1-5	0-0
CONFERENCE	1-8	0-3	1-5	0-0
NON-CONFERENCE	0-0	0-0	0-0	0-0

#	Player	gp-gs	min	avg	Total		3-Point		F-Throw		Rebounds								a	to	blk	stl	pts	avg				
					fg-fga	fg%	3fg-fga	3fg%	ft-fa	ft%	off	def	tot	avg	pf	dq												
24	Jones, Delante	5-5	154	30.8	25-58	.431	11-22	.500	14-19	.737	4	8	12	2.4	13	0	4	16	0	4	75	15.0						
23	Brown, Terrell	9-8	312	34.7	48-112	.429	7-18	.389	28-41	.683	10	50	60	6.7	25	1	31	30	2	10	131	14.6						
01	Carter, Myles	9-9	313	34.8	45-109	.413	3-4	.750	35-50	.700	19	50	69	7.7	28	2	3	22	13	0	128	14.2						
05	Kavas, Matej	2-1	41	20.5	7-9	.778	3-3	1.000	1-2	.500	0	7	7	3.5	2	0	0	1	0	1	18	9.0						
13	Means, Morgan	9-9	302	33.6	23-85	.271	10-39	.256	16-22	.727	6	27	33	3.7	36	5	24	27	1	9	72	8.0						
25	Hundal, Anand	6-4	97	16.2	9-21	.429	5-16	.313	3-5	.600	5	18	23	3.8	9	0	5	4	10	3	26	4.3						
12	Da Campo, Mattia	9-5	186	20.7	12-23	.522	2-4	.500	11-16	.688	24	22	46	5.1	15	0	8	13	0	2	37	4.1						
02	Burke, Ian	8-0	108	13.5	9-19	.474	8-16	.500	1-2	.500	0	8	8	1.0	9	0	8	5	0	2	27	3.4						
15	Hopkins, Trey	5-2	66	13.2	6-16	.375	1-6	.167	2-2	1.000	6	3	9	1.8	8	0	3	3	0	1	15	3.0						
35	Grigsby, Riley	6-1	94	15.7	4-12	.333	1-3	.333	7-8	.875	3	14	17	2.8	18	2	4	3	2	2	16	2.7						
10	Nettles, Aaron	6-1	107	17.8	5-15	.333	3-11	.273	2-2	1.000	1	0	1	0.2	8	0	3	2	0	3	15	2.5						
41	Wall, Joe	3-0	1	0.3	1-2	.500	1-2	.500	0-0	.000	0	1	1	0.3	2	0	0	0	0	0	3	1.0						
11	Economou, Rip	4-0	18	4.5	0-3	.000	0-3	.000	2-3	.667	1	0	1	0.3	4	0	0	0	0	0	2	0.5						
14	Vail, Matt	1-0	1	1.0	0-0	.000	0-0	.000	0-0	.000	0	0	0	0.0	0	0	0	0	0	0	0	0.0						
Team											12	6	18											3				
Total.....		9	1800	194-484		.401	55-147	.374	122-172	.709	91	214	305	33.9	177	10	93	129	28	37	565	62.8						
Opponents.....		9	1800	224-495		.453	54-150	.360	138-194	.711	77	213	290	32.2	167	-	101	93	21	72	640	71.1						

<b>TEAM STATISTICS</b>	<b>SU</b>	<b>OPP</b>
SCORING	565	640
Points per game	62.8	71.1
Scoring margin	-8.3	-
FIELD GOALS-ATT	194-484	224-495
Field goal pct	.401	.453
3 POINT FG-ATT	55-147	54-150
3-point FG pct	.374	.360
3-pt FG made per game	6.1	6.0
FREE THROWS-ATT	122-172	138-194
Free throw pct	.709	.711
F-Throws made per game	13.6	15.3
REBOUNDS	305	290
Rebounds per game	33.9	32.2
Rebounding margin	+1.7	-
ASSISTS	93	101
Assists per game	10.3	11.2
TURNOVERS	129	93
Turnovers per game	14.3	10.3
Turnover margin	-4.0	-
Assist/turnover ratio	0.7	1.1
STEALS	37	72
Steals per game	4.1	8.0
BLOCKS	28	21
Blocks per game	3.1	2.3
ATTENDANCE	2997	15272
Home games-Avg/Game	3-999	6-2545
Neutral site-Avg/Game	-	0-0

<b>Date</b>	<b>Opponent</b>		<b>Score</b>	<b>Att.</b>
* 01/03/19	at CSU Bakersfield	L	71-83	2398
* 01/05/19	at Grand Canyon	L	57-71	7293
* 01/12/19	at Utah Valley	L	78-88	3258
* 01/17/19	NEW MEXICO ST.	L	60-87	999
* 01/19/19	UTRGV	L	62-67	999
* 01/24/19	at Chicago State	W	75-47	0
* 01/26/19	at UMKC	L	54-63	1220
* 02/02/19	CALIFORNIA BAPTIST	L	64-75	999
* 02/14/19	at UTRGV	L	44-59	1103

@ - Elgin Baylor Classic (Seattle, WA)

\* = WAC game

<b>Score by Periods</b>	<b>1st</b>	<b>2nd</b>	<b>Totals</b>
Seattle U	268	297	565
Opponents	279	361	640



**Seattle University Basketball**  
**Seattle U Season Schedule/Results & Leaders (as of Feb 14, 2019)**  
**All games**

<b>RECORD:</b>	<b>OVERALL</b>	<b>HOME</b>	<b>AWAY</b>	<b>NEUTRAL</b>
ALL GAMES	13-11	10-4	3-7	0-0
CONFERENCE	1-8	0-3	1-5	0-0
NON-CONFERENCE	12-3	10-1	2-2	0-0

<b>Date</b>	<b>Opponent</b>	<b>Score</b>	<b>Att.</b>	<b>High Points</b>	<b>High Rebounds</b>
11/06/18	at Stanford	74-96 L	3365	(16)Brown, Terrell	(6)Brown, Terrell
11/08/18	PUGET SOUND	w 95-67	999	(23)Carter, Myles	(12)Carter, Myles
11/11/18	BRYANT	w 82-59	1236	(25)Carter, Myles	(11)Carter, Myles
11/14/18	WASHINGTON ST.	w 78-69	1977	(21)Brown, Terrell	(8)Brown, Terrell
11/18/18	SOUTHERN UTAH	70-73 L	999	(16)Jones, Delante	(8)Carter, Myles
					(7)Brown, Terrell
					(7)Carter, Myles
					(7)Means, Morgan
11/23/18	@DENVER	w 82-63	883	(26)Means, Morgan	(11)Brown, Terrell
11/24/18	@FAIRFIELD	w 83-80	809	(20)Kavas, Matej	(9)Kavas, Matej
					(9)Means, Morgan
11/25/18	@LONGWOOD	w 70-50	753	(22)Kavas, Matej	(13)Kavas, Matej
11/28/18	@NORTHWEST (WA)	w 107-72	824	(26)Brown, Terrell	(14)Brown, Terrell
					(14)Carter, Myles
12/01/18	EASTERN WASH.	w 88-68	999	(23)Carter, Myles	(8)Carter, Myles
12/06/18	OMAHA	w 90-71	873	(26)Jones, Delante	(11)Brown, Terrell
				(26)Kavas, Matej	
12/09/18	at Washington	62-70 L	6688	(21)Means, Morgan	(7)Carter, Myles
					(7)Kavas, Matej
12/17/18	at Portland	w 67-56	1553	(17)Brown, Terrell	(12)Carter, Myles
12/20/18	PRAIRIE VIEW	w 102-64	965	(22)Carter, Myles	(9)Kavas, Matej
				(22)Means, Morgan	(9)Carter, Myles
12/29/18	at California	w 82-73	4104	(26)Carter, Myles	(13)Carter, Myles
01/03/19	*at CSU Bakersfield	71-83 L	2398	(18)Jones, Delante	(10)Brown, Terrell
				(18)Brown, Terrell	
01/05/19	*at Grand Canyon	57-71 L	7293	(16)Kavas, Matej	(7)Kavas, Matej
01/12/19	*at Utah Valley	78-88 L	3258	(20)Means, Morgan	(10)Carter, Myles
01/17/19	*NEW MEXICO ST.	60-87 L	999	(18)Jones, Delante	(6)Brown, Terrell
01/19/19	*UTRGV	62-67 L	999	(28)Carter, Myles	(15)Carter, Myles
01/24/19	*at Chicago State	w 75-47		(17)Hundal, Anand	(10)Carter, Myles
01/26/19	*at UMKC	54-63 L	1220	(22)Brown, Terrell	(8)Carter, Myles
02/02/19	*CALIFORNIA BAPTIST	64-75 L	999	(24)Brown, Terrell	(13)Da Campo, Mattia
02/14/19	*at UTRGV	44-59 L	1103	(16)Carter, Myles	(11)Brown, Terrell

@ - Elgin Baylor Classic (Seattle, WA)

\* = WAC game

<b>Attendance Summary</b>	<b>Games</b>	<b>Attend</b>	<b>Avg/Game</b>
Home	14	14314	1022
Away	10	30982	3098
Neutral	0	0	0
Total	24	45296	1887





**Seattle University Basketball**  
**Seattle U Team Game-by-Game (as of Feb 14, 2019)**  
**All games**

**TEAM STATISTICS**

Opponent	Date	Score		Total		3-Pointers		Free throws		Rebounds				pf	a	t/o	blk	stl	pts	avg
				fg-fga	pct	3fg-fga	pct	ft-fa	pct	off	def	tot	avg							
at Stanford	11/06/18	74-96	L	28-64	.438	6-18	.333	12-21	.571	12	18	30	30.0	25	7	11	1	2	74	74.0
PUGET SOUND	11/08/18	95-67	W	35-63	.556	7-17	.412	18-29	.621	12	27	39	34.5	22	16	17	4	6	95	84.5
BRYANT	11/11/18	82-59	W	30-65	.462	7-22	.318	15-23	.652	13	28	41	36.7	23	10	13	3	8	82	83.7
WASHINGTON ST.	11/14/18	78-69	W	28-55	.509	5-19	.263	17-23	.739	8	32	40	37.5	22	11	17	7	6	78	82.2
SOUTHERN UTAH	11/18/18	70-73	L	28-69	.406	11-26	.423	3-8	.375	10	28	38	37.6	22	15	11	5	6	70	79.8
DENVER	11/23/18	82-63	W	29-63	.460	12-27	.444	12-18	.667	8	31	39	37.8	15	15	7	4	3	82	80.2
FAIRFIELD	11/24/18	83-80	W	24-45	.533	6-10	.600	29-43	.674	7	35	42	38.4	21	13	16	4	1	83	80.6
LONGWOOD	11/25/18	70-50	W	23-59	.390	11-31	.355	13-18	.722	10	30	40	38.6	19	17	10	5	6	70	79.2
NORTHWEST (WA)	11/28/18	107-72	W	40-75	.533	10-24	.417	17-20	.850	12	34	46	39.4	12	14	9	10	6	107	82.3
EASTERN WASH.	12/01/18	88-68	W	35-67	.522	9-22	.409	9-17	.529	6	28	34	38.9	16	19	5	2	10	88	82.9
OMAHA	12/06/18	90-71	W	31-57	.544	11-25	.440	17-23	.739	5	31	36	38.6	18	14	12	9	1	90	83.5
at Washington	12/09/18	62-70	L	21-60	.350	6-16	.375	14-19	.737	10	19	29	37.8	17	16	11	2	7	62	81.8
at Portland	12/17/18	67-56	W	22-51	.431	5-14	.357	18-27	.667	10	33	43	38.2	19	4	16	4	3	67	80.6
PRAIRIE VIEW	12/20/18	102-64	W	36-62	.581	13-27	.481	17-19	.895	10	31	41	38.4	25	19	13	3	4	102	82.1
at California	12/29/18	82-73	W	25-55	.455	2-8	.250	30-36	.833	14	24	38	38.4	28	8	11	1	6	82	82.1
at CSU Bakersfield	01/03/19	71-83	L	20-51	.392	8-20	.400	23-27	.852	10	20	30	37.9	18	10	14	2	3	71	81.4
at Grand Canyon	01/05/19	57-71	L	19-56	.339	5-10	.500	14-20	.700	7	24	31	37.5	18	6	11	1	5	57	80.0
at Utah Valley	01/12/19	78-88	L	23-59	.390	8-19	.421	24-30	.800	17	16	33	37.2	30	12	17	3	8	78	79.9
NEW MEXICO ST.	01/17/19	60-87	L	25-61	.410	3-17	.176	7-14	.500	9	19	28	36.7	22	10	10	2	6	60	78.8
UTRGV	01/19/19	62-67	L	20-52	.385	2-10	.200	20-25	.800	9	24	33	36.5	20	10	14	4	6	62	78.0
at Chicago State	01/24/19	75-47	W	29-61	.475	12-22	.545	5-8	.625	14	33	47	37.0	16	16	14	4	4	75	77.9
at UMKC	01/26/19	54-63	L	21-50	.420	5-14	.357	7-14	.500	7	27	34	36.9	20	7	14	5	3	54	76.8
CALIFORNIA BAPTIST	02/02/19	64-75	L	23-55	.418	8-17	.471	10-16	.625	10	23	33	36.7	15	11	10	5	1	64	76.2
at UTRGV	02/14/19	44-59	L	14-39	.359	4-18	.222	12-18	.667	8	28	36	36.7	18	11	25	2	1	44	74.9
Seattle U		1797		629-1394	.451	176-453	.389	363-516	.703	238	643	881	36.7	481	291	308	92	112	1797	74.9
Opponents		1671		568-1384	.410	154-454	.339	381-529	.720	218	565	783	32.6	487	229	281	68	148	1671	69.6

Games played: 24

Points/game: 74.9

FG Pct: 45.1

3FG Pct: 38.9

FT Pct: 70.3

Rebounds/game: 36.7

Assists/game: 12.1

Turnovers/game: 12.8

Assist/turnover ratio: 0.9

Steals/game: 4.7

Blocks/game: 3.8



**Seattle University Basketball**  
**Seattle U Points-Rebounds-Assists (as of Feb 14, 2019)**  
**All games**

Opponent	Date	Score		00	01	02	05	10	11	12
				MCDOWELL,D	CARTER,MYL	BURKE,IAN	KAVAS,MATE	NETTLES,AA	ECONOMOU,R	DA CAMPO,M
at Stanford	11/06/18	74-96	L	4-3-0	6-3-0	1-1-0	13-4-0	0-0-0	2-0-0	1-3-1
PUGET SOUND	11/08/18	95-67	w	4-2-2	23-12-1	0-1-0	13-6-1	9-1-0	4-0-0	2-0-0
BRYANT	11/11/18	82-59	w	0-1-0	25-11-2	3-1-0	5-4-1	6-1-0	0-0-0	0-1-0
WASHINGTON ST.	11/14/18	78-69	w	DNP	9-8-1	DNP	14-7-2	3-1-0	DNP	0-2-0
SOUTHERN UTAH	11/18/18	70-73	L	DNP	14-7-2	DNP	12-7-0	9-2-2	DNP	0-0-0
DENVER	11/23/18	82-63	w	DNP	9-2-1	0-0-0	15-7-0	3-0-0	0-0-0	0-0-0
FAIRFIELD	11/24/18	83-80	w	DNP	12-5-0	DNP	20-9-2	3-2-1	DNP	0-1-0
LONGWOOD	11/25/18	70-50	w	DNP	14-12-1	1-0-0	22-13-2	3-0-1	0-1-0	0-0-0
NORTHWEST (WA)	11/28/18	107-72	w	DNP	12-14-0	0-2-0	12-3-1	10-0-0	0-3-0	7-0-0
EASTERN WASH.	12/01/18	88-68	w	DNP	23-8-0	DNP	18-6-0	6-1-1	DNP	DNP
OMAHA	12/06/18	90-71	w	DNP	7-5-0	DNP	26-6-1	3-2-1	DNP	0-0-0
at Washington	12/09/18	62-70	L	DNP	15-7-2	DNP	9-7-0	0-1-0	DNP	DNP
at Portland	12/17/18	67-56	w	DNP	11-12-0	DNP	11-5-0	5-0-0	DNP	0-0-0
PRAIRIE VIEW	12/20/18	102-64	w	DNP	22-9-0	0-2-0	18-9-4	5-1-1	9-1-0	0-2-2
at California	12/29/18	82-73	w	DNP	26-13-0	DNP	DNP	4-0-0	DNP	0-2-0
at CSU Bakersfield	01/03/19	71-83	L	DNP	12-8-0	4-0-1	2-0-0	3-0-1	2-0-0	0-1-0
at Grand Canyon	01/05/19	57-71	L	DNP	6-4-0	DNP	16-7-0	0-0-0	0-1-0	0-0-0
at Utah Valley	01/12/19	78-88	L	DNP	16-10-2	0-0-0	DNP	0-0-0	DNP	6-9-1
NEW MEXICO ST.	01/17/19	60-87	L	DNP	13-2-0	0-1-0	DNP	6-1-0	0-0-0	2-3-0
UTRGV	01/19/19	62-67	L	DNP	28-15-0	0-0-0	DNP	6-0-2	DNP	0-0-0
at Chicago State	01/24/19	75-47	w	DNP	11-10-0	12-3-4	DNP	DNP	DNP	7-9-3
at UMKC	01/26/19	54-63	L	DNP	14-8-1	5-0-1	DNP	DNP	DNP	2-5-0
CALIFORNIA BAPTIST	02/02/19	64-75	L	DNP	12-5-0	3-2-2	DNP	DNP	DNP	13-13-1
at UTRGV	02/14/19	44-59	L	DNP	16-7-0	3-2-0	DNP	0-0-0	0-0-0	7-6-3

Opponent	Date	Score		13	14	15	23	24	25	35
				MEANS,MORG	VAIL,MATT	HOPKINS,TR	BROWN,TERR	JONES,DELA	HUNDAL,ANA	GRIGSBY,RI
at Stanford	11/06/18	74-96	L	11-1-2	0-0-0	0-0-0	16-6-4	2-1-0	13-3-0	2-1-0
PUGET SOUND	11/08/18	95-67	w	9-7-7	0-0-0	7-0-1	8-4-3	9-2-1	4-3-0	3-0-0
BRYANT	11/11/18	82-59	w	21-8-3	0-0-0	0-1-0	12-3-3	8-7-0	2-1-0	0-2-1
WASHINGTON ST.	11/14/18	78-69	w	11-3-2	DNP	0-1-0	21-8-3	15-5-2	0-0-0	5-4-1
SOUTHERN UTAH	11/18/18	70-73	L	14-7-2	DNP	DNP	5-7-9	16-1-0	0-1-0	0-1-0
DENVER	11/23/18	82-63	w	26-3-2	0-0-0	2-1-0	8-11-10	11-4-2	2-5-0	6-5-0
FAIRFIELD	11/24/18	83-80	w	16-9-2	DNP	0-1-0	8-5-5	17-3-3	0-1-0	7-6-0
LONGWOOD	11/25/18	70-50	w	19-5-4	0-0-0	0-2-0	2-2-5	7-2-4	0-2-0	2-1-0
NORTHWEST (WA)	11/28/18	107-72	w	23-2-5	0-0-1	12-3-0	26-14-6	DNP	0-0-0	5-5-1
EASTERN WASH.	12/01/18	88-68	w	16-5-7	DNP	DNP	4-7-9	19-6-2	DNP	2-1-0
OMAHA	12/06/18	90-71	w	5-5-5	DNP	0-1-0	12-11-5	26-2-2	DNP	11-4-0
at Washington	12/09/18	62-70	L	21-2-3	DNP	DNP	5-6-9	10-4-1	DNP	2-0-1
at Portland	12/17/18	67-56	w	16-6-3	DNP	0-0-0	17-11-1	5-6-0	DNP	2-1-0
PRAIRIE VIEW	12/20/18	102-64	w	22-4-4	0-1-0	2-0-0	8-3-5	7-2-2	0-1-0	7-3-1
at California	12/29/18	82-73	w	24-6-3	DNP	2-2-0	10-6-3	16-4-2	DNP	0-1-0
at CSU Bakersfield	01/03/19	71-83	L	7-1-1	DNP	5-1-1	18-10-5	18-1-0	0-0-0	0-3-1
at Grand Canyon	01/05/19	57-71	L	2-5-3	DNP	0-0-0	12-6-3	15-3-0	DNP	6-2-0
at Utah Valley	01/12/19	78-88	L	20-2-4	DNP	2-3-0	16-2-4	16-3-1	DNP	2-1-0
NEW MEXICO ST.	01/17/19	60-87	L	8-3-6	DNP	4-4-0	3-6-1	18-2-2	2-2-0	4-4-1
UTRGV	01/19/19	62-67	L	1-4-1	DNP	DNP	18-7-4	8-3-1	DNP	1-4-2
at Chicago State	01/24/19	75-47	w	16-4-5	0-0-0	DNP	9-9-4	DNP	17-8-0	DNP
at UMKC	01/26/19	54-63	L	7-7-1	DNP	DNP	22-5-3	DNP	4-7-1	DNP
CALIFORNIA BAPTIST	02/02/19	64-75	L	5-3-2	DNP	4-1-2	24-4-0	DNP	3-5-4	DNP
at UTRGV	02/14/19	44-59	L	6-4-1	DNP	DNP	9-11-7	DNP	0-1-0	3-3-0



## #01 Carter, Myles

Opponent	Date	gs	min	Total		3-Pointers		Free throws		Rebounds				pf	a	t/o	blk	stl	pts	avg	
				fg-fga	pct	3fg-fga	pct	ft-fa	pct	off	def	tot	avg								
at Stanford	11/06/18	*	18	2-5	.400	0-1	.000	2-5	.400	1	2	3	3.0	5	0	2	1	0	6	6.0	
PUGET SOUND	11/08/18	*	22	10-13	.769	0-0	.000	3-6	.500	5	7	12	7.5	4	1	8	3	0	23	14.5	
BRYANT	11/11/18	*	33	10-17	.588	1-1	1.000	4-6	.667	6	5	11	8.7	4	2	3	3	0	25	18.0	
WASHINGTON ST.	11/14/18	*	30	4-5	.800	0-0	.000	1-2	.500	1	7	8	8.5	3	1	2	4	0	9	15.8	
SOUTHERN UTAH	11/18/18	*	25	7-10	.700	0-0	.000	0-5	.000	2	5	7	8.2	3	2	1	3	0	14	15.4	
DENVER	11/23/18	*	19	4-6	.667	0-0	.000	1-2	.500	0	2	2	7.2	4	1	2	2	0	9	14.3	
FAIRFIELD	11/24/18	*	25	4-5	.800	0-0	.000	4-7	.571	0	5	5	6.9	5	0	4	4	0	12	14.0	
LONGWOOD	11/25/18	*	34	4-9	.444	0-0	.000	6-8	.750	2	10	12	7.5	4	1	2	4	1	14	14.0	
NORTHWEST (WA)	11/28/18	*	35	5-13	.385	0-0	.000	2-2	1.000	4	10	14	8.2	3	0	0	7	0	12	13.8	
EASTERN WASH.	12/01/18	*	30	10-15	.667	0-0	.000	3-9	.333	2	6	8	8.2	2	0	1	1	0	23	14.7	
OMAHA	12/06/18	*	15	3-6	.500	0-0	.000	1-2	.500	2	3	5	7.9	3	0	4	2	0	7	14.0	
at Washington	12/09/18	*	31	6-15	.400	0-0	.000	3-6	.500	4	3	7	7.8	4	2	2	0	1	15	14.1	
at Portland	12/17/18	*	30	3-5	.600	0-0	.000	5-7	.714	4	8	12	8.2	4	0	1	2	2	11	13.8	
PRAIRIE VIEW	12/20/18	*	29	9-10	.900	0-0	.000	4-6	.667	3	6	9	8.2	5	0	2	0	0	22	14.4	
at California	12/29/18	*	40	11-18	.611	0-0	.000	4-7	.571	4	9	13	8.5	4	0	3	1	0	26	15.2	
at CSU Bakersfield	01/03/19	*	36	4-10	.400	0-0	.000	4-6	.667	4	4	8	8.5	3	0	0	1	0	12	15.0	
at Grand Canyon	01/05/19	*	32	2-10	.200	0-0	.000	2-2	1.000	1	3	4	8.2	5	0	3	1	0	6	14.5	
at Utah Valley	01/12/19	*	38	3-11	.273	0-1	.000	10-14	.714	3	7	10	8.3	4	2	5	3	0	16	14.6	
NEW MEXICO ST.	01/17/19	*	22	6-9	.667	0-0	.000	1-2	.500	1	1	2	8.0	5	0	0	0	0	13	14.5	
UTRGV	01/19/19	*	40	9-19	.474	0-0	.000	10-11	.909	5	10	15	8.4	3	0	3	2	0	28	15.2	
at Chicago State	01/24/19	*	30	5-15	.333	0-0	.000	1-3	.333	1	9	10	8.4	3	0	4	1	0	11	15.0	
at UMKC	01/26/19	*	39	6-11	.545	1-1	1.000	1-2	.500	2	6	8	8.4	1	1	3	1	0	14	14.9	
CALIFORNIA BAPTIST	02/02/19	*	38	5-16	.313	1-1	1.000	1-2	.500	1	4	5	8.3	1	0	2	4	0	12	14.8	
at UTRGV	02/14/19	*	38	5-8	.625	1-1	1.000	5-8	.625	1	6	7	8.2	3	0	2	0	0	16	14.8	
Totals			24	729	137-261	.525	4-6	.667	78-130	.600	59	138	197	8.2	85	13	59	50	4	356	14.8

Games played: 24  
 Minutes/game: 30.4  
 Points/game: 14.8  
 FG Pct: 52.5  
 3FG Pct: 66.7  
 FT Pct: 60.0

Rebounds/game: 8.2  
 Assists/game: 0.5  
 Turnovers/game: 2.5  
 Assist/turnover ratio: 0.2  
 Steals/game: 0.2  
 Blocks/game: 2.1

## CAREER STATS

Year	GP-GS	Min/Avg	Total		3-Point		FT-FTA		Rebounds				PF-FO	Ast	TO	Blk	Stl	Pts/Avg
			FG-FGA	Pct	FG-FGA	Pct	FT-FTA	Pct	Off-Def	Tot	Avg							
2015-16*	9-0	32/3.6	2-2	1.000	0-0	.000	1-4	.250	3-3	6	0.7	5-0	1	3	1	0		5/0.6
2016-17*	5-0	33/6.6	2-7	.286	0-0	.000	0-1	.000	2-5	7	1.4	17-0	8	13	0	11		4/0.8
2018-19	24-24	729/30.4	137-261	.525	4-6	.667	78-130	.600	59-138	197	8.2	85-5	13	59	50	4		356/14.8
TOTAL	24-24	729/30.4	137-261	.525	4-6	.667	78-130	.600	59-138	197	8.2	85-5	13	59	50	4		356/14.8
All*	38-24	794/20.9	141-270	.522	4-6	.667	79-135	.585	64-146	210	5.5	107-5	22	75	51	15		365/9.6

\* Statistics from prior team/school

## SINGLE-GAME HIGHS

Points: 28, UTRGV -- 01/19/19  
 Rebounds: 15, UTRGV -- 01/19/19  
 Assists: 2, 4 times  
 Steals: 2, at Portland -- 12/17/18  
 Blocks: 7, Northwest (WA) -- 11/28/18  
 FG made: 11, at California -- 12/29/18  
 FG attempts: 19, UTRGV -- 01/19/19  
 3FG made: 1, Bryant -- 11/11/18  
 3FG attempts: 1, at Utah Valley -- 01/12/19 ; at Stanford -- 11/06/18 ; Bryant -- 11/11/18  
 FT made: 10, at Utah Valley -- 01/12/19 ; UTRGV -- 01/19/19  
 FT attempts: 14, at Utah Valley -- 01/12/19





## #02 Burke, Ian

Opponent	Date	gs	min	Total		3-Pointers		Free throws		Rebounds				pf	a	t/o	blk	stl	pts	avg
				fg-fga	pct	3fg-fga	pct	ft-fita	pct	off	def	tot	avg							
at Stanford	11/06/18		3	0-0	.000	0-0	.000	1-2	.500	1	0	1	1.0	0	0	0	0	0	1	1.0
PUGET SOUND	11/08/18		6	0-1	.000	0-0	.000	0-0	.000	1	0	1	1.0	0	0	0	0	0	0	0.5
BRYANT	11/11/18		4	0-0	.000	0-0	.000	3-4	.750	0	1	1	1.0	2	0	2	0	1	3	1.3
DENVER	11/23/18		2	0-1	.000	0-1	.000	0-0	.000	0	0	0	0.8	0	0	0	0	0	0	1.0
LONGWOOD	11/25/18		2	0-0	.000	0-0	.000	1-2	.500	0	0	0	0.6	0	0	0	0	0	1	1.0
NORTHWEST (WA)	11/28/18		5	0-0	.000	0-0	.000	0-0	.000	0	2	2	0.8	0	0	0	0	1	0	0.8
PRAIRIE VIEW	12/20/18		6	0-1	.000	0-1	.000	0-0	.000	0	2	2	1.0	1	0	0	0	0	0	0.7
at CSU Bakersfield	01/03/19		5	1-2	.500	1-1	1.000	1-2	.500	0	0	0	0.9	0	1	0	0	1	4	1.1
at Utah Valley	01/12/19		4	0-0	.000	0-0	.000	0-0	.000	0	0	0	0.8	0	0	0	0	0	0	1.0
NEW MEXICO ST.	01/17/19		5	0-1	.000	0-1	.000	0-0	.000	0	1	1	0.8	0	0	0	0	0	0	0.9
UTRGV	01/19/19		4	0-0	.000	0-0	.000	0-0	.000	0	0	0	0.7	0	0	0	0	0	0	0.8
at Chicago State	01/24/19		29	4-7	.571	4-6	.667	0-0	.000	0	3	3	0.9	1	4	2	0	0	12	1.8
at UMKC	01/26/19		21	2-4	.500	1-3	.333	0-0	.000	0	0	0	0.8	3	1	0	0	0	5	2.0
CALIFORNIA BAPTIST	02/02/19		15	1-2	.500	1-2	.500	0-0	.000	0	2	2	0.9	3	2	0	0	0	3	2.1
at UTRGV	02/14/19		25	1-3	.333	1-3	.333	0-0	.000	0	2	2	1.0	2	0	3	0	1	3	2.1
Totals		0	136	9-22	.409	8-18	.444	6-10	.600	2	13	15	1.0	12	8	7	0	4	32	2.1

Games played: 15  
 Minutes/game: 9.1  
 Points/game: 2.1  
 FG Pct: 40.9  
 3FG Pct: 44.4  
 FT Pct: 60.0

Rebounds/game: 1.0  
 Assists/game: 0.5  
 Turnovers/game: 0.5  
 Assist/turnover ratio: 1.1  
 Steals/game: 0.3

## CAREER STATS

Year	GP-GS	Min/Avg	Total		3-Point		FT-FTA		Rebounds				PF-FO	Ast	TO	Blk	Stl	Pts/Avg
			FG-FGA	Pct	FG-FGA	Pct	FT-FTA	Pct	Off-Def	Tot	Avg							
2018-19	15-0	136/9.1	9-22	.409	8-18	.444	6-10	.600	2-13	15	1.0	12-0	8	7	0	4		32/2.1
TOTAL	15-0	136/9.1	9-22	.409	8-18	.444	6-10	.600	2-13	15	1.0	12-0	8	7	0	4		32/2.1

## SINGLE-GAME HIGHS

Points: 12, at Chicago State -- 01/24/19  
 Rebounds: 3, at Chicago State -- 01/24/19  
 Assists: 4, at Chicago State -- 01/24/19  
 Steals: 1, at CSU Bakersfield -- 01/03/19 ; Bryant -- 11/11/18 ; Northwest (WA) -- 11/28/18  
 FG made: 4, at Chicago State -- 01/24/19  
 FG attempts: 7, at Chicago State -- 01/24/19  
 3FG made: 4, at Chicago State -- 01/24/19  
 3FG attempts: 6, at Chicago State -- 01/24/19  
 FT made: 3, Bryant -- 11/11/18  
 FT attempts: 4, Bryant -- 11/11/18



## #05 Kavas, Matej

Opponent	Date	gs	min	Total		3-Pointers		Free throws		Rebounds											
				fg-fga	pct	3fg-fga	pct	ft-fa	pct	off	def	tot	avg	pf	a	t/o	blk	stl	pts	avg	
at Stanford	11/06/18	*	34	4-7	.571	1-3	.333	4-6	.667	1	3	4	4.0	3	0	2	0	0	13	13.0	
PUGET SOUND	11/08/18	*	27	3-9	.333	1-2	.500	6-6	1.000	2	4	6	5.0	3	1	1	0	0	13	13.0	
BRYANT	11/11/18	*	28	2-9	.222	1-5	.200	0-0	.000	1	3	4	4.7	3	1	0	0	2	5	10.3	
WASHINGTON ST.	11/14/18	*	37	6-14	.429	2-8	.250	0-0	.000	1	6	7	5.3	2	2	1	0	0	14	11.3	
SOUTHERN UTAH	11/18/18	*	32	5-13	.385	2-7	.286	0-0	.000	1	6	7	5.6	2	0	3	0	2	12	11.4	
DENVER	11/23/18	*	31	5-13	.385	3-9	.333	2-2	1.000	1	6	7	5.8	0	0	3	0	0	15	12.0	
FAIRFIELD	11/24/18	*	39	6-11	.545	3-3	1.000	5-6	.833	1	8	9	6.3	1	2	0	0	0	20	13.1	
LONGWOOD	11/25/18	*	29	8-12	.667	4-8	.500	2-3	.667	2	11	13	7.1	3	2	0	0	0	22	14.3	
NORTHWEST (WA)	11/28/18	*	31	3-12	.250	2-8	.250	4-4	1.000	0	3	3	6.7	1	1	2	0	0	12	14.0	
EASTERN WASH.	12/01/18	*	37	7-14	.500	4-7	.571	0-0	.000	0	6	6	6.6	2	0	0	0	1	18	14.4	
OMAHA	12/06/18	*	39	7-12	.583	6-9	.667	6-6	1.000	0	6	6	6.5	1	1	2	0	0	26	15.5	
at Washington	12/09/18	*	34	1-7	.143	1-4	.250	6-7	.857	1	6	7	6.6	3	0	2	0	0	9	14.9	
at Portland	12/17/18	*	35	4-9	.444	2-4	.500	1-4	.250	0	5	5	6.5	2	0	2	1	0	11	14.6	
PRAIRIE VIEW	12/20/18	*	29	7-9	.778	4-5	.800	0-0	.000	0	9	9	6.6	2	4	1	0	0	18	14.9	
at CSU Bakersfield	01/03/19		4	1-1	1.000	0-0	.000	0-0	.000	0	0	0	6.2	0	0	0	0	0	2	14.0	
at Grand Canyon	01/05/19	*	37	6-8	.750	3-3	1.000	1-2	.500	0	7	7	6.3	2	0	1	0	1	16	14.1	
at Chicago State	01/24/19	dnp		-	-	-	-	-	-	-	-	-	-	-	-	-	-	-	-	-	
at UTRGV	02/14/19	dnp		-	-	-	-	-	-	-	-	-	-	-	-	-	-	-	-	-	
Totals			15	503	75-160	.469	39-85	.459	37-46	.804	11	89	100	6.3	30	14	20	1	6	226	14.1

Games played: 16  
 Minutes/game: 31.4  
 Points/game: 14.1  
 FG Pct: 46.9  
 3FG Pct: 45.9  
 FT Pct: 80.4

Rebounds/game: 6.3  
 Assists/game: 0.9  
 Turnovers/game: 1.3  
 Assist/turnover ratio: 0.7  
 Steals/game: 0.4  
 Blocks/game: 0.1

## CAREER STATS

		Total				3-Point		Rebounds									
Year	GP-GS	Min/Avg	FG-FGA	Pct	FG-FGA	Pct	FT-FTA	Pct	Off-Def	Tot	Avg	PF-FO	Ast	TO	Blk	Stl	Pts/Avg
2016-17	27-0	549/20.3	81-185	.438	42-104	.404	29-42	.690	11-68	79	2.9	51-2	15	23	9	6	233/8.6
2017-18	33-31	1038/31.5	171-361	.474	91-196	.464	68-86	.791	38-131	169	5.1	100-1	41	67	7	13	501/15.2
2018-19	16-15	503/31.4	75-160	.469	39-85	.459	37-46	.804	11-89	100	6.3	30-0	14	20	1	6	226/14.1
TOTAL	76-46	2090/27.5	327-706	.463	172-385	.447	134-174	.770	60-288	348	4.6	181-3	70	110	17	25	960/12.6

## SINGLE-GAME HIGHS

Points: 27, vs Detroit Mercy -- 11/18/17  
 Rebounds: 13, Longwood -- 11/25/18  
 Assists: 4, at Washington State -- 11/15/17 ; Prairie View -- 12/20/18  
 Steals: 2, 6 times  
 Blocks: 2, 4 times  
 FG made: 9, Idaho State -- 11/27/17 ; Eastern Washington -- 12/03/17  
 FG attempts: 18, Central Arkansas -- 03/14/18 ; Idaho State -- 11/27/17  
 3FG made: 7, vs Detroit Mercy -- 11/18/17  
 3FG attempts: 12, Central Arkansas -- 03/14/18  
 FT made: 7, New Mexico State -- 01/26/17  
 FT attempts: 9, New Mexico State -- 01/26/17



## #10 Nettles, Aaron

Opponent	Date	gs	min	Total		3-Pointers		Free throws		Rebounds				pf	a	t/o	blk	stl	pts	avg
				fg-fga	pct	3fg-fga	pct	ft-fa	pct	off	def	tot	avg							
at Stanford	11/06/18		9	0-1	.000	0-1	.000	0-0	.000	0	0	0	0.0	2	0	1	0	0	0	0.0
PUGET SOUND	11/08/18	*	16	3-3	1.000	3-3	1.000	0-0	.000	0	1	1	0.5	3	0	1	0	1	9	4.5
BRYANT	11/11/18		15	2-3	.667	2-3	.667	0-0	.000	0	1	1	0.7	0	0	0	0	1	6	5.0
WASHINGTON ST.	11/14/18		9	1-1	1.000	1-1	1.000	0-0	.000	0	1	1	0.8	3	0	1	0	0	3	4.5
SOUTHERN UTAH	11/18/18		17	3-5	.600	3-5	.600	0-0	.000	0	2	2	1.0	3	2	0	0	2	9	5.4
DENVER	11/23/18		9	1-3	.333	1-1	1.000	0-0	.000	0	0	0	0.8	1	0	0	0	0	3	5.0
FAIRFIELD	11/24/18		16	1-2	.500	1-2	.500	0-0	.000	0	2	2	1.0	2	1	0	0	0	3	4.7
LONGWOOD	11/25/18		21	1-2	.500	1-2	.500	0-0	.000	0	0	0	0.9	0	1	1	0	2	3	4.5
NORTHWEST (WA)	11/28/18	*	21	4-7	.571	2-5	.400	0-0	.000	0	0	0	0.8	2	0	2	0	0	10	5.1
EASTERN WASH.	12/01/18		17	2-5	.400	1-4	.250	1-2	.500	0	1	1	0.8	1	1	0	0	2	6	5.2
OMAHA	12/06/18		19	1-3	.333	0-2	.000	1-2	.500	0	2	2	0.9	3	1	1	0	1	3	5.0
at Washington	12/09/18		8	0-0	.000	0-0	.000	0-0	.000	0	1	1	0.9	0	0	1	0	1	0	4.6
at Portland	12/17/18		15	1-2	.500	1-2	.500	2-2	1.000	0	0	0	0.8	2	0	0	0	0	5	4.6
PRAIRIE VIEW	12/20/18		14	2-2	1.000	1-1	1.000	0-0	.000	0	1	1	0.9	0	1	2	0	2	5	4.6
at California	12/29/18		7	0-0	.000	0-0	.000	4-6	.667	0	0	0	0.8	3	0	0	0	0	4	4.6
at CSU Bakersfield	01/03/19		21	1-3	.333	1-2	.500	0-0	.000	0	0	0	0.8	1	1	0	0	0	3	4.5
at Grand Canyon	01/05/19		13	0-0	.000	0-0	.000	0-0	.000	0	0	0	0.7	1	0	0	0	0	0	4.2
at Utah Valley	01/12/19		7	0-1	.000	0-1	.000	0-0	.000	0	0	0	0.7	3	0	0	0	0	0	4.0
NEW MEXICO ST.	01/17/19		27	2-5	.400	0-3	.000	2-2	1.000	1	0	1	0.7	0	0	1	0	1	6	4.1
UTRGV	01/19/19	*	32	2-6	.333	2-5	.400	0-0	.000	0	0	0	0.7	2	2	1	0	2	6	4.2
at Chicago State	01/24/19	dnp		-	-	-	-	-	-	-	-	-	-	-	-	-	-	-	-	-
at UMKC	01/26/19	dnp		-	-	-	-	-	-	-	-	-	-	-	-	-	-	-	-	-
at UTRGV	02/14/19		7	0-0	.000	0-0	.000	0-0	.000	0	0	0	0.6	1	0	0	0	0	0	4.0
Totals		3	320	27-54	.500	20-43	.465	10-14	.714	1	12	13	0.6	33	10	12	0	15	84	4.0

Games played: 21  
 Minutes/game: 15.2  
 Points/game: 4.0  
 FG Pct: 50.0  
 3FG Pct: 46.5  
 FT Pct: 71.4

Rebounds/game: 0.6  
 Assists/game: 0.5  
 Turnovers/game: 0.6  
 Assist/turnover ratio: 0.8  
 Steals/game: 0.7

## CAREER STATS

		Total			3-Point		Rebounds										
Year	GP-GS	Min/Avg	FG-FGA	Pct	FG-FGA	Pct	FT-FTA	Pct	Off-Def	Tot	Avg	PF-FO	Ast	TO	Blk	Stl	Pts/Avg
2017-18	32-2	244/7.6	25-60	.417	20-52	.385	13-17	.765	4-17	21	0.7	21-0	9	10	0	6	83/2.6
2018-19	20-3	313/15.7	27-54	.500	20-43	.465	10-14	.714	1-12	13	0.7	32-0	10	12	0	15	84/4.2
TOTAL	52-5	557/10.7	52-114	.456	40-95	.421	23-31	.742	5-29	34	0.7	53-0	19	22	0	21	167/3.2

## SINGLE-GAME HIGHS

Points: 20, Pacific Lutheran -- 12/04/17  
 Rebounds: 3, at Belmont -- 11/19/17 ; Pacific Lutheran -- 12/04/17 ; California -- 12/19/17  
 Assists: 2, vs Detroit Mercy -- 11/18/17 ; Southern Utah -- 11/18/18 ; Pacific Lutheran -- 12/04/17  
 Steals: 2, 4 times  
 FG made: 7, Pacific Lutheran -- 12/04/17  
 FG attempts: 14, Pacific Lutheran -- 12/04/17  
 3FG made: 6, Pacific Lutheran -- 12/04/17  
 3FG attempts: 12, Pacific Lutheran -- 12/04/17  
 FT made: 4, Puget Sound -- 11/12/17 ; vs Detroit Mercy -- 11/18/17 ; at California -- 12/29/18  
 FT attempts: 6, at California -- 12/29/18





## #11 Economou, Rip

Opponent	Date	gs	min	Total		3-Pointers		Free throws		Rebounds				pf	a	t/o	blk	stl	pts	avg
				fg-fga	pct	3fg-fga	pct	ft-fa	pct	off	def	tot	avg							
at Stanford	11/06/18		5	1-2	.500	0-1	.000	0-0	.000	0	0	0	0.0	0	0	0	0	0	2	2.0
PUGET SOUND	11/08/18		5	1-4	.250	1-4	.250	1-2	.500	0	0	0	0.0	2	0	0	0	0	4	3.0
BRYANT	11/11/18		3	0-0	.000	0-0	.000	0-0	.000	0	0	0	0.0	1	0	0	0	0	0	2.0
DENVER	11/23/18		3	0-1	.000	0-1	.000	0-0	.000	0	0	0	0.0	1	0	0	0	0	0	1.5
LONGWOOD	11/25/18		2	0-1	.000	0-1	.000	0-0	.000	0	1	1	0.2	0	0	0	0	0	0	1.2
NORTHWEST (WA)	11/28/18		4	0-1	.000	0-0	.000	0-0	.000	2	1	3	0.7	0	0	0	0	0	0	1.0
PRAIRIE VIEW	12/20/18		10	3-7	.429	3-6	.500	0-0	.000	1	0	1	0.7	2	0	1	0	0	9	2.1
at CSU Bakersfield	01/03/19		3	0-0	.000	0-0	.000	2-2	1.000	0	0	0	0.6	4	0	0	0	0	2	2.1
at Grand Canyon	01/05/19		4	0-2	.000	0-2	.000	0-0	.000	1	0	1	0.7	0	0	0	0	0	0	1.9
NEW MEXICO ST.	01/17/19		7	0-1	.000	0-1	.000	0-1	.000	0	0	0	0.6	0	0	0	0	0	0	1.7
at Chicago State	01/24/19		dnp	-	-	-	-	-	-	-	-	-	-	-	-	-	-	-	-	-
at UTRGV	02/14/19		4	0-0	.000	0-0	.000	0-0	.000	0	0	0	0.5	0	0	0	0	0	0	1.5
Totals		0	50	5-19	.263	4-16	.250	3-5	.600	4	2	6	0.5	10	0	1	0	0	17	1.5

Games played: 11

Minutes/game: 4.5

Points/game: 1.5

FG Pct: 26.3

3FG Pct: 25.0

FT Pct: 60.0

Rebounds/game: 0.5

Turnovers/game: 0.1

## CAREER STATS

Year	GP-GS	Min/Avg	Total		3-Point		FT-FTA	Pct	Rebounds				PF-FO	Ast	TO	Blk	Stl	Pts/Avg
			FG-FGA	Pct	FG-FGA	Pct			Off-Def	Tot	Avg							
2018-19	11-0	50/4.5	5-19	.263	4-16	.250	3-5	.600	4-2	6	0.5	10-0	0	1	0	0	0	17/1.5
TOTAL	11-0	50/4.5	5-19	.263	4-16	.250	3-5	.600	4-2	6	0.5	10-0	0	1	0	0	0	17/1.5

## SINGLE-GAME HIGHS

Points: 9, Prairie View -- 12/20/18

Rebounds: 3, Northwest (WA) -- 11/28/18

FG made: 3, Prairie View -- 12/20/18

FG attempts: 7, Prairie View -- 12/20/18

3FG made: 3, Prairie View -- 12/20/18

3FG attempts: 6, Prairie View -- 12/20/18

FT made: 2, at CSU Bakersfield -- 01/03/19

FT attempts: 2, at CSU Bakersfield -- 01/03/19 ; Puget Sound -- 11/08/18



## #12 Da Campo, Mattia

Opponent	Date	gs	min	Total		3-Pointers		Free throws		Rebounds				pf	a	t/o	blk	stl	pts	avg	
				fg-fga	pct	3fg-fga	pct	ft-fa	pct	off	def	tot	avg								
at Stanford	11/06/18		4	0-0	.000	0-0	.000	1-2	.500	1	2	3	3.0	0	1	0	0	0	1	1.0	
PUGET SOUND	11/08/18		5	1-1	1.000	0-0	.000	0-0	.000	0	0	0	1.5	0	0	0	0	0	2	1.5	
BRYANT	11/11/18		3	0-0	.000	0-0	.000	0-0	.000	0	1	1	1.3	0	0	0	0	0	0	1.0	
WASHINGTON ST.	11/14/18		2	0-0	.000	0-0	.000	0-0	.000	1	1	2	1.5	0	0	0	0	0	0	0.8	
SOUTHERN UTAH	11/18/18		4	0-2	.000	0-0	.000	0-0	.000	0	0	0	1.2	0	0	1	0	0	0	0.6	
DENVER	11/23/18		4	0-0	.000	0-0	.000	0-0	.000	0	0	0	1.0	0	0	1	0	0	0	0.5	
FAIRFIELD	11/24/18		2	0-0	.000	0-0	.000	0-0	.000	1	0	1	1.0	0	0	0	0	0	0	0.4	
LONGWOOD	11/25/18		2	0-0	.000	0-0	.000	0-0	.000	0	0	0	0.9	0	0	0	0	0	0	0.4	
NORTHWEST (WA)	11/28/18		6	2-2	1.000	1-1	1.000	2-2	1.000	0	0	0	0.8	0	0	0	0	0	7	1.1	
OMAHA	12/06/18		0	0-0	.000	0-0	.000	0-0	.000	0	0	0	0.7	0	0	0	0	0	0	1.0	
at Portland	12/17/18		0	0-0	.000	0-0	.000	0-0	.000	0	0	0	0.6	0	0	0	0	0	0	0.9	
PRAIRIE VIEW	12/20/18		12	0-3	.000	0-0	.000	0-0	.000	1	1	2	0.8	0	2	0	0	0	0	0.8	
at California	12/29/18	*	27	0-0	.000	0-0	.000	0-0	.000	1	1	2	0.8	5	0	1	0	2	0	0.8	
at CSU Bakersfield	01/03/19		3	0-0	.000	0-0	.000	0-0	.000	0	1	1	0.9	1	0	1	0	0	0	0.7	
at Grand Canyon	01/05/19		3	0-0	.000	0-0	.000	0-0	.000	0	0	0	0.8	0	0	0	0	0	0	0.7	
at Utah Valley	01/12/19		26	0-2	.000	0-0	.000	6-6	1.000	6	3	9	1.3	4	1	2	0	1	6	1.0	
NEW MEXICO ST.	01/17/19	*	10	1-3	.333	0-0	.000	0-0	.000	2	1	3	1.4	0	0	2	0	0	2	1.1	
UTRGV	01/19/19		1	0-0	.000	0-0	.000	0-0	.000	0	0	0	1.3	0	0	0	0	0	0	1.0	
at Chicago State	01/24/19	*	36	3-4	.750	0-0	.000	1-2	.500	6	3	9	1.7	2	3	1	0	1	7	1.3	
at UMKC	01/26/19	*	36	1-2	.500	0-1	.000	0-0	.000	2	3	5	1.9	3	0	2	0	0	2	1.4	
CALIFORNIA BAPTIST	02/02/19	*	38	4-6	.667	2-2	1.000	3-6	.500	6	7	13	2.4	2	1	1	0	0	13	1.9	
at UTRGV	02/14/19	*	33	3-6	.500	0-1	.000	1-2	.500	2	4	6	2.6	3	3	4	0	0	7	2.1	
Totals			6	257	15-31	.484	3-5	.600	14-20	.700	29	28	57	2.6	20	11	16	0	4	47	2.1

Games played: 22  
 Minutes/game: 11.7  
 Points/game: 2.1  
 FG Pct: 48.4  
 3FG Pct: 60.0  
 FT Pct: 70.0

Rebounds/game: 2.6  
 Assists/game: 0.5  
 Turnovers/game: 0.7  
 Assist/turnover ratio: 0.7  
 Steals/game: 0.2

## CAREER STATS

			Total		3-Point		Rebounds										
Year	GP-GS	Min/Avg	FG-FGA	Pct	FG-FGA	Pct	FT-FTA	Pct	Off-Def	Tot	Avg	PF-FO	Ast	TO	Blk	Stl	Pts/Avg
2016-17	16-0	139/8.7	9-14	.643	1-3	.333	5-10	.500	6-11	17	1.1	19-0	14	17	0	3	24/1.5
2017-18	27-1	198/7.3	15-24	.625	4-9	.444	7-11	.636	16-29	45	1.7	29-0	17	7	0	9	41/1.5
2018-19	22-6	257/11.7	15-31	.484	3-5	.600	14-20	.700	29-28	57	2.6	20-1	11	16	0	4	47/2.1
TOTAL	65-7	594/9.1	39-69	.565	8-17	.471	26-41	.634	51-68	119	1.8	68-1	42	40	0	16	112/1.7

## SINGLE-GAME HIGHS

Points: 15, Pacific Lutheran -- 12/04/17  
 Rebounds: 13, California Baptist -- 02/02/19  
 Assists: 5, Pacific Lutheran -- 12/04/17  
 Steals: 3, Puget Sound -- 11/12/17 ; Pacific Lutheran -- 12/04/17  
 FG made: 6, Pacific Lutheran -- 12/04/17  
 FG attempts: 10, Pacific Lutheran -- 12/04/17  
 3FG made: 2, California Baptist -- 02/02/19 ; Pacific Lutheran -- 12/04/17  
 3FG attempts: 6, Pacific Lutheran -- 12/04/17  
 FT made: 6, at Utah Valley -- 01/12/19  
 FT attempts: 6, at Utah Valley -- 01/12/19 ; California Baptist -- 02/02/19



## #13 Means, Morgan

Opponent	Date	gs	min	Total		3-Pointers		Free throws		Rebounds				pf	a	t/o	blk	stl	pts	avg	
				fg-fga	pct	3fg-fga	pct	ft-fga	pct	off	def	tot	avg								
at Stanford	11/06/18	*	31	5-7	.714	1-1	1.000	0-0	.000	0	1	1	1.0	2	2	2	0	0	11	11.0	
PUGET SOUND	11/08/18	*	34	3-7	.429	1-3	.333	2-2	1.000	1	6	7	4.0	2	7	3	0	4	9	10.0	
BRYANT	11/11/18	*	37	7-13	.538	2-5	.400	5-7	.714	0	8	8	5.3	2	3	3	0	0	21	13.7	
WASHINGTON ST.	11/14/18	*	31	3-8	.375	2-3	.667	3-4	.750	0	3	3	4.8	5	2	3	0	1	11	13.0	
SOUTHERN UTAH	11/18/18	*	39	5-15	.333	3-7	.429	1-1	1.000	4	3	7	5.2	5	2	0	0	1	14	13.2	
DENVER	11/23/18	*	32	8-13	.615	6-9	.667	4-4	1.000	0	3	3	4.8	3	2	0	0	2	26	15.3	
FAIRFIELD	11/24/18	*	35	1-7	.143	1-2	.500	13-16	.813	2	7	9	5.4	3	2	6	0	0	16	15.4	
LONGWOOD	11/25/18	*	35	6-15	.400	4-10	.400	3-3	1.000	0	5	5	5.4	3	4	3	0	1	19	15.9	
NORTHWEST (WA)	11/28/18	*	35	9-18	.500	3-6	.500	2-2	1.000	1	1	2	5.0	1	5	3	0	3	23	16.7	
EASTERN WASH.	12/01/18	*	40	5-11	.455	2-5	.400	4-5	.800	1	4	5	5.0	3	7	0	0	5	16	16.6	
OMAHA	12/06/18	*	30	1-6	.167	1-5	.200	2-2	1.000	1	4	5	5.0	5	5	1	0	0	5	15.5	
at Washington	12/09/18	*	40	8-16	.500	3-7	.429	2-2	1.000	0	2	2	4.8	4	3	2	0	3	21	16.0	
at Portland	12/17/18	*	35	4-10	.400	1-4	.250	7-10	.700	0	6	6	4.8	4	3	4	0	0	16	16.0	
PRAIRIE VIEW	12/20/18	*	32	8-13	.615	4-7	.571	2-2	1.000	0	4	4	4.8	4	4	1	0	2	22	16.4	
at California	12/29/18	*	40	4-12	.333	0-3	.000	16-16	1.000	2	4	6	4.9	4	3	4	0	1	24	16.9	
at CSU Bakersfield	01/03/19	*	30	0-4	.000	0-2	.000	7-7	1.000	0	1	1	4.6	4	1	5	0	0	7	16.3	
at Grand Canyon	01/05/19	*	33	1-10	.100	0-2	.000	0-1	.000	1	4	5	4.6	1	3	1	0	2	2	15.5	
at Utah Valley	01/12/19	*	39	7-17	.412	4-10	.400	2-2	1.000	1	1	2	4.5	5	4	3	0	2	20	15.7	
NEW MEXICO ST.	01/17/19	*	29	3-11	.273	1-5	.200	1-3	.333	0	3	3	4.4	5	6	2	0	2	8	15.3	
UTRGV	01/19/19	*	29	0-4	.000	0-1	.000	1-2	.500	1	3	4	4.4	3	1	3	0	2	1	14.6	
at Chicago State	01/24/19	*	38	6-12	.500	3-6	.500	1-1	1.000	1	3	4	4.4	5	5	2	1	0	16	14.7	
at UMKC	01/26/19	*	37	3-12	.250	1-4	.250	0-1	.000	2	5	7	4.5	5	1	3	0	0	7	14.3	
CALIFORNIA BAPTIST	02/02/19	*	34	1-6	.167	1-4	.250	2-3	.667	0	3	3	4.4	5	2	1	0	1	5	13.9	
at UTRGV	02/14/19	*	33	2-9	.222	0-5	.000	2-2	1.000	0	4	4	4.4	3	1	7	0	0	6	13.6	
Totals			24	828	100-256	.391	44-116	.379	82-98	.837	18	88	106	4.4	86	78	62	1	32	326	13.6

Games played: 24  
Minutes/game: 34.5  
Points/game: 13.6  
FG Pct: 39.1  
3FG Pct: 37.9  
FT Pct: 83.7

Rebounds/game: 4.4  
Assists/game: 3.3  
Turnovers/game: 2.6  
Assist/turnover ratio: 1.3  
Steals/game: 1.3  
Blocks/game: 0.0

## CAREER STATS

		Total			3-Point			Rebounds													
Year	GP-GS	Min/Avg	FG-FGA	Pct	FG-FGA	Pct	FT-FTA	Pct	Off-Def	Tot	Avg	PF-FO	Ast	TO	Blk	Stl	Pts/Avg				
2016-17	29-29	683/23.6	67-165	.406	25-70	.357	36-56	.643	12-65	77	2.7	69-3	60	56	0	27	195/6.7				
2017-18	34-9	940/27.6	103-260	.396	29-103	.282	58-73	.795	22-101	123	3.6	81-0	95	80	3	28	293/8.6				
2018-19	24-24	828/34.5	100-256	.391	44-116	.379	82-98	.837	18-88	106	4.4	86-8	78	62	1	32	326/13.6				
TOTAL	87-62	2451/28.2	270-681	.396	98-289	.339	176-227	.775	52-254	306	3.5	236-11	233	198	4	87	814/9.4				

## SINGLE-GAME HIGHS

Points: 26, Denver -- 11/23/18  
Rebounds: 9, Fairfield -- 11/24/18  
Assists: 13, Pacific Lutheran -- 12/04/17  
Steals: 5, Eastern Wash. -- 12/01/18  
Blocks: 1, Grand Canyon -- 01/06/18 ; at Kansas City -- 02/08/18 ; UT Rio Grande Valley -- 02/15/18  
FG made: 9, Northwest (WA) -- 11/28/18 ; Northwest University -- 12/01/16  
FG attempts: 18, Northwest (WA) -- 11/28/18  
3FG made: 6, Denver -- 11/23/18  
3FG attempts: 10, at Utah Valley -- 01/12/19 ; Longwood -- 11/25/18  
FT made: 16, at California -- 12/29/18  
FT attempts: 16, Fairfield -- 11/24/18 ; at California -- 12/29/18





## #14 Vail, Matt

Opponent	Date	gs	min	Total		3-Pointers		Free throws		Rebounds				pf	a	t/o	blk	stl	pts	avg
				fg-fga	pct	3fg-fga	pct	ft-fa	pct	off	def	tot	avg							
at Stanford	11/06/18		1	0-0	.000	0-0	.000	0-0	.000	0	0	0	0.0	0	0	0	0	0	0	0.0
PUGET SOUND	11/08/18		1	0-0	.000	0-0	.000	0-0	.000	0	0	0	0.0	0	0	0	0	0	0	0.0
BRYANT	11/11/18		1	0-0	.000	0-0	.000	0-0	.000	0	0	0	0.0	0	0	0	0	0	0	0.0
DENVER	11/23/18		1	0-0	.000	0-0	.000	0-0	.000	0	0	0	0.0	0	0	0	0	0	0	0.0
LONGWOOD	11/25/18		2	0-0	.000	0-0	.000	0-0	.000	0	0	0	0.0	0	0	0	0	0	0	0.0
NORTHWEST (WA)	11/28/18		1	0-0	.000	0-0	.000	0-0	.000	0	0	0	0.0	0	1	0	0	0	0	0.0
PRAIRIE VIEW	12/20/18		4	0-0	.000	0-0	.000	0-0	.000	0	1	1	0.1	1	0	0	1	0	0	0.0
at Chicago State	01/24/19		1	0-0	.000	0-0	.000	0-0	.000	0	0	0	0.1	0	0	0	0	0	0	0.0
at UMKC	01/26/19		dnp	-	-	-	-	-	-	-	-	-	-	-	-	-	-	-	-	-
at UTRGV	02/14/19		dnp	-	-	-	-	-	-	-	-	-	-	-	-	-	-	-	-	-
Totals		0	12	0-0	.000	0-0	.000	0-0	.000	0	1	1	0.1	1	1	0	1	0	0	0.0

Games played: 8

Minutes/game: 1.5

Rebounds/game: 0.1

Assists/game: 0.1

Assist/turnover ratio: 99.9

Blocks/game: 0.1

## CAREER STATS

Year	GP-GS	Min/Avg	Total		3-Point		FT-FTA	Pct	Off-Def	Tot	Avg	PF-FO	Ast	TO	Blk	Stl	Pts/Avg
			FG-FGA	Pct	FG-FGA	Pct											
2018-19	7-0	11/1.6	0-0	.000	0-0	.000	0-0	.000	0-1	1	0.1	1-0	1	0	1	0	0/0.0
TOTAL	7-0	11/1.6	0-0	.000	0-0	.000	0-0	.000	0-1	1	0.1	1-0	1	0	1	0	0/0.0

## SINGLE-GAME HIGHS

Rebounds: 1, Prairie View -- 12/20/18  
 Assists: 1, Northwest (WA) -- 11/28/18  
 Blocks: 1, Prairie View -- 12/20/18



## #15 Hopkins, Trey

Opponent	Date	gs	min	Total		3-Pointers		Free throws		Rebounds				pf	a	t/o	blk	stl	pts	avg
				fg-fga	pct	3fg-fga	pct	ft-fa	pct	off	def	tot	avg							
at Stanford	11/06/18		6	0-0	.000	0-0	.000	0-0	.000	0	0	0	0.0	0	0	0	0	0	0	0.0
PUGET SOUND	11/08/18		6	3-5	.600	0-1	.000	1-2	.500	0	0	0	0.0	1	1	0	0	0	7	3.5
BRYANT	11/11/18		4	0-2	.000	0-0	.000	0-0	.000	1	0	1	0.3	0	0	1	0	1	0	2.3
WASHINGTON ST.	11/14/18		1	0-0	.000	0-0	.000	0-0	.000	0	1	1	0.5	0	0	0	0	0	0	1.8
DENVER	11/23/18		13	1-2	.500	0-1	.000	0-0	.000	1	0	1	0.6	0	0	0	0	0	2	1.8
FAIRFIELD	11/24/18		5	0-1	.000	0-1	.000	0-0	.000	0	1	1	0.7	0	0	1	0	0	0	1.5
LONGWOOD	11/25/18		2	0-1	.000	0-1	.000	0-0	.000	1	1	2	0.9	0	0	0	0	0	0	1.3
NORTHWEST (WA)	11/28/18		15	5-5	1.000	2-2	1.000	0-1	.000	1	2	3	1.1	1	0	0	0	0	12	2.6
OMAHA	12/06/18		3	0-1	.000	0-1	.000	0-0	.000	0	1	1	1.1	0	0	0	0	0	0	2.3
at Portland	12/17/18		0	0-0	.000	0-0	.000	0-0	.000	0	0	0	1.0	0	0	0	0	0	0	2.1
PRAIRIE VIEW	12/20/18		8	1-5	.200	0-2	.000	0-0	.000	0	0	0	0.9	2	0	1	0	0	2	2.1
at California	12/29/18		6	1-2	.500	0-1	.000	0-0	.000	1	1	2	1.0	2	0	1	0	0	2	2.1
at CSU Bakersfield	01/03/19	*	18	2-6	.333	1-3	.333	0-0	.000	0	1	1	1.0	2	1	2	0	0	5	2.3
at Grand Canyon	01/05/19		6	0-0	.000	0-0	.000	0-0	.000	0	0	0	0.9	1	0	0	0	1	0	2.1
at Utah Valley	01/12/19		8	0-0	.000	0-0	.000	2-2	1.000	3	0	3	1.1	3	0	0	0	0	2	2.1
NEW MEXICO ST.	01/17/19	*	13	2-3	.667	0-1	.000	0-0	.000	2	2	4	1.3	0	0	0	0	0	4	2.3
at Chicago State	01/24/19		dnp	-	-	-	-	-	-	-	-	-	-	-	-	-	-	-	-	-
at UMKC	01/26/19		dnp	-	-	-	-	-	-	-	-	-	-	-	-	-	-	-	-	-
CALIFORNIA BAPTIST	02/02/19		21	2-7	.286	0-2	.000	0-0	.000	1	0	1	1.2	2	2	1	0	0	4	2.4
at UTRGV	02/14/19		dnp	-	-	-	-	-	-	-	-	-	-	-	-	-	-	-	-	-
Totals		2	135	17-40	.425	3-16	.188	3-5	.600	11	10	21	1.2	14	4	7	0	2	40	2.4

Games played: 17  
 Minutes/game: 7.9  
 Points/game: 2.4  
 FG Pct: 42.5  
 3FG Pct: 18.8  
 FT Pct: 60.0

Rebounds/game: 1.2  
 Assists/game: 0.2  
 Turnovers/game: 0.4  
 Assist/turnover ratio: 0.6  
 Steals/game: 0.1

## CAREER STATS

		Total			3-Point		Rebounds										
Year	GP-GS	Min/Avg	FG-FGA	Pct	FG-FGA	Pct	FT-FTA	Pct	Off-Def	Tot	Avg	PF-FO	Ast	TO	Blk	Stl	Pts/Avg
2018-19	17-2	135/7.9	17-40	.425	3-16	.188	3-5	.600	11-10	21	1.2	14-0	4	7	0	2	40/2.4
TOTAL	17-2	135/7.9	17-40	.425	3-16	.188	3-5	.600	11-10	21	1.2	14-0	4	7	0	2	40/2.4

## SINGLE-GAME HIGHS

Points: 12, Northwest (WA) -- 11/28/18  
 Rebounds: 4, New Mexico St. -- 01/17/19  
 Assists: 2, California Baptist -- 02/02/19  
 Steals: 1, at Grand Canyon -- 01/05/19 ; Bryant -- 11/11/18  
 FG made: 5, Northwest (WA) -- 11/28/18  
 FG attempts: 7, California Baptist -- 02/02/19  
 3FG made: 2, Northwest (WA) -- 11/28/18  
 3FG attempts: 3, at CSU Bakersfield -- 01/03/19  
 FT made: 2, at Utah Valley -- 01/12/19  
 FT attempts: 2, at Utah Valley -- 01/12/19 ; Puget Sound -- 11/08/18



## #23 Brown, Terrell

Opponent	Date	gs	min	Total		3-Pointers		Free throws		Rebounds				pf	a	t/o	blk	stl	pts	avg	
				fg-fga	pct	3fg-fga	pct	ft-fga	pct	off	def	tot	avg								
at Stanford	11/06/18	*	24	6-15	.400	0-1	.000	4-6	.667	3	3	6	6.0	1	4	2	0	0	16	16.0	
PUGET SOUND	11/08/18		21	3-4	.750	0-0	.000	2-4	.500	0	4	4	5.0	3	3	3	0	1	8	12.0	
BRYANT	11/11/18		22	5-6	.833	0-0	.000	2-4	.500	1	2	3	4.3	5	3	0	0	2	12	12.0	
WASHINGTON ST.	11/14/18		33	6-9	.667	0-1	.000	9-11	.818	2	6	8	5.3	4	3	3	0	3	21	14.3	
SOUTHERN UTAH	11/18/18		32	2-10	.200	1-1	1.000	0-0	.000	1	6	7	5.6	4	9	1	2	0	5	12.4	
DENVER	11/23/18	*	37	3-11	.273	0-0	.000	2-5	.400	4	7	11	6.5	1	10	0	0	1	8	11.7	
FAIRFIELD	11/24/18	*	33	2-6	.333	0-0	.000	4-8	.500	1	4	5	6.3	2	5	0	0	1	8	11.1	
LONGWOOD	11/25/18	*	28	1-4	.250	0-1	.000	0-0	.000	2	0	2	5.8	4	5	2	0	2	2	10.0	
NORTHWEST (WA)	11/28/18	*	33	10-13	.769	0-1	.000	6-7	.857	2	12	14	6.7	1	6	1	0	2	26	11.8	
EASTERN WASH.	12/01/18	*	32	2-7	.286	0-1	.000	0-0	.000	0	7	7	6.7	2	9	2	0	1	4	11.0	
OMAHA	12/06/18	*	33	5-9	.556	0-0	.000	2-4	.500	1	10	11	7.1	4	5	2	1	0	12	11.1	
at Washington	12/09/18	*	37	2-9	.222	0-0	.000	1-2	.500	2	4	6	7.0	3	9	3	1	1	5	10.6	
at Portland	12/17/18	*	34	7-10	.700	0-0	.000	3-4	.750	2	9	11	7.3	2	1	5	0	1	17	11.1	
PRAIRIE VIEW	12/20/18	*	17	2-2	1.000	0-0	.000	4-4	1.000	1	2	3	7.0	1	5	3	0	0	8	10.9	
at California	12/29/18	*	36	4-10	.400	0-1	.000	2-3	.667	2	4	6	6.9	5	3	0	0	2	10	10.8	
at CSU Bakersfield	01/03/19	*	36	6-14	.429	1-4	.250	5-6	.833	1	9	10	7.1	1	5	2	0	1	18	11.3	
at Grand Canyon	01/05/19	*	35	5-16	.313	0-0	.000	2-4	.500	0	6	6	7.1	4	3	3	0	0	12	11.3	
at Utah Valley	01/12/19	*	35	6-16	.375	1-2	.500	3-4	.750	1	1	2	6.8	2	4	2	0	4	16	11.6	
NEW MEXICO ST.	01/17/19		21	1-5	.200	0-0	.000	1-2	.500	1	5	6	6.7	3	1	1	0	1	3	11.1	
UTRGV	01/19/19	*	40	7-9	.778	0-1	.000	4-6	.667	1	6	7	6.8	5	4	5	1	1	18	11.5	
at Chicago State	01/24/19	*	39	4-12	.333	1-2	.500	0-0	.000	2	7	9	6.9	2	4	4	0	1	9	11.3	
at UMKC	01/26/19	*	37	8-17	.471	1-2	.500	5-8	.625	0	5	5	6.8	3	3	4	0	2	22	11.8	
CALIFORNIA BAPTIST	02/02/19	*	33	9-15	.600	2-3	.667	4-5	.800	1	3	4	6.7	2	0	3	0	0	24	12.3	
at UTRGV	02/14/19	*	36	2-8	.250	1-4	.250	4-6	.667	3	8	11	6.8	3	7	6	1	0	9	12.2	
Totals			19	764	108-237	.456	8-25	.320	69-103	.670	34	130	164	6.8	67	111	57	6	27	293	12.2

Games played: 24  
Minutes/game: 31.8  
Points/game: 12.2  
FG Pct: 45.6  
3FG Pct: 32.0  
FT Pct: 67.0

Rebounds/game: 6.8  
Assists/game: 4.6  
Turnovers/game: 2.4  
Assist/turnover ratio: 1.9  
Steals/game: 1.1  
Blocks/game: 0.3

## CAREER STATS

		Total			3-Point		Rebounds										
Year	GP-GS	Min/Avg	FG-FGA	Pct	FG-FGA	Pct	FT-FTA	Pct	Off-Def	Tot	Avg	PF-FO	Ast	TO	Blk	Stl	Pts/Avg
2018-19	24-19	764/31.8	108-237	.456	8-25	.320	69-103	.670	34-130	164	6.8	67-3	111	57	6	27	293/12.2
TOTAL	24-19	764/31.8	108-237	.456	8-25	.320	69-103	.670	34-130	164	6.8	67-3	111	57	6	27	293/12.2

## SINGLE-GAME HIGHS

Points: 26, Northwest (WA) -- 11/28/18  
Rebounds: 14, Northwest (WA) -- 11/28/18  
Assists: 10, Denver -- 11/23/18  
Steals: 4, at Utah Valley -- 01/12/19  
Blocks: 2, Southern Utah -- 11/18/18  
FG made: 10, Northwest (WA) -- 11/28/18  
FG attempts: 17, at UMKC -- 01/26/19  
3FG made: 2, California Baptist -- 02/02/19  
3FG attempts: 4, at CSU Bakersfield -- 01/03/19  
FT made: 9, Washington St. -- 11/14/18  
FT attempts: 11, Washington St. -- 11/14/18



## #24 Jones, Delante

Opponent	Date	gs	min	Total		3-Pointers		Free throws		Rebounds				pf	a	t/o	blk	stl	pts	avg
				fg-fga	pct	3fg-fga	pct	ft-fa	pct	off	def	tot	avg							
at Stanford	11/06/18	*	22	1-9	.111	0-3	.000	0-0	.000	0	1	1	1.0	2	0	1	0	0	2	2.0
PUGET SOUND	11/08/18	*	26	4-6	.667	1-2	.500	0-0	.000	0	2	2	1.5	2	1	0	0	0	9	5.5
BRYANT	11/11/18	*	26	3-13	.231	1-7	.143	1-2	.500	3	4	7	3.3	1	0	2	0	1	8	6.3
WASHINGTON ST.	11/14/18	*	36	7-15	.467	0-4	.000	1-2	.500	2	3	5	3.8	1	2	6	0	1	15	8.5
SOUTHERN UTAH	11/18/18	*	31	6-13	.462	2-6	.333	2-2	1.000	0	1	1	3.2	2	0	5	0	1	16	10.0
DENVER	11/23/18	*	28	4-7	.571	2-5	.400	1-3	.333	0	4	4	3.3	2	2	1	0	0	11	10.2
FAIRFIELD	11/24/18	*	30	7-9	.778	1-2	.500	2-3	.667	0	3	3	3.3	2	3	4	0	0	17	11.1
LONGWOOD	11/25/18	*	30	2-13	.154	2-7	.286	1-2	.500	2	0	2	3.1	1	4	1	0	0	7	10.6
EASTERN WASH.	12/01/18	*	30	8-14	.571	2-5	.400	1-1	1.000	3	3	6	3.4	3	2	2	1	0	19	11.6
OMAHA	12/06/18	*	37	9-14	.643	4-7	.571	4-5	.800	0	2	2	3.3	1	2	1	3	0	26	13.0
at Washington	12/09/18	*	37	3-11	.273	2-5	.400	2-2	1.000	2	2	4	3.4	1	1	1	0	1	10	12.7
at Portland	12/17/18	*	35	2-11	.182	1-3	.333	0-0	.000	1	5	6	3.6	3	0	2	1	0	5	12.1
PRAIRIE VIEW	12/20/18	*	19	1-4	.250	1-3	.333	4-4	1.000	0	2	2	3.5	3	2	1	0	0	7	11.7
at California	12/29/18	*	40	5-13	.385	2-3	.667	4-4	1.000	0	4	4	3.5	2	2	2	0	1	16	12.0
at CSU Bakersfield	01/03/19	*	30	5-10	.500	4-7	.571	4-4	1.000	1	0	1	3.3	1	0	3	0	1	18	12.4
at Grand Canyon	01/05/19	*	30	4-8	.500	2-3	.667	5-7	.714	1	2	3	3.3	3	0	3	0	1	15	12.6
at Utah Valley	01/12/19	*	29	6-10	.600	3-5	.600	1-2	.500	0	3	3	3.3	4	1	5	0	1	16	12.8
NEW MEXICO ST.	01/17/19	*	35	8-17	.471	2-4	.500	0-2	.000	1	1	2	3.2	2	2	3	0	1	18	13.1
UTRGV	01/19/19	*	30	2-13	.154	0-3	.000	4-4	1.000	1	2	3	3.2	3	1	2	0	0	8	12.8
at Chicago State	01/24/19	dnf	-	-	-	-	-	-	-	-	-	-	-	-	-	-	-	-	-	-
at UTRGV	02/14/19	dnf	-	-	-	-	-	-	-	-	-	-	-	-	-	-	-	-	-	-
Totals		19	581	87-210	.414	32-84	.381	37-49	.755	17	44	61	3.2	39	25	45	5	9	243	12.8

Games played: 19  
Minutes/game: 30.6  
Points/game: 12.8  
FG Pct: 41.4  
3FG Pct: 38.1  
FT Pct: 75.5

Rebounds/game: 3.2  
Assists/game: 1.3  
Turnovers/game: 2.4  
Assist/turnover ratio: 0.6  
Steals/game: 0.5  
Blocks/game: 0.3

## CAREER STATS

			Total		3-Point				Rebounds									
Year	GP-GS	Min/Avg	FG-FGA	Pct	FG-FGA	Pct	FT-FTA	Pct	Off-Def	Tot	Avg	PF-FO	Ast	TO	Blk	Stl	Pts/Avg	
2015-16*	30-25	997/33.2	116-272	.426	39-106	.368	90-129	.698	26-81	107	3.6	82-0	54	79	6	22	361/12.0	
2016-17*	30-30	949/31.6	121-298	.406	39-115	.339	63-92	.685	28-74	102	3.4	89-5	53	94	7	22	344/11.5	
2018-19	19-19	581/30.6	87-210	.414	32-84	.381	37-49	.755	17-44	61	3.2	39-0	25	45	5	9	243/12.8	
TOTAL	19-19	581/30.6	87-210	.414	32-84	.381	37-49	.755	17-44	61	3.2	39-0	25	45	5	9	243/12.8	
All*	79-74	2527/32.0	324-780	.415	110-305	.361	190-270	.704	71-199	270	3.4	210-5	132	218	18	53	948/12.0	

\* Statistics from prior team/school

## SINGLE-GAME HIGHS

Points: 26, Omaha -- 12/06/18  
Rebounds: 7, Bryant -- 11/11/18  
Assists: 4, Longwood -- 11/25/18  
Steals: 1, 9 times  
Blocks: 3, Omaha -- 12/06/18  
FG made: 9, Omaha -- 12/06/18  
FG attempts: 17, New Mexico St. -- 01/17/19  
3FG made: 4, at CSU Bakersfield -- 01/03/19 ; Omaha -- 12/06/18  
3FG attempts: 7, 4 times  
FT made: 5, at Grand Canyon -- 01/05/19  
FT attempts: 7, at Grand Canyon -- 01/05/19





## #25 Hundal, Anand

Opponent	Date	gs	min	Total		3-Pointers		Free throws		Rebounds				pf	a	t/o	blk	stl	pts	avg
				fg-fga	pct	3fg-fga	pct	ft-fga	pct	off	def	tot	avg							
at Stanford	11/06/18		13	5-6	.833	3-4	.750	0-0	.000	2	1	3	3.0	2	0	0	0	0	13	13.0
PUGET SOUND	11/08/18		7	2-3	.667	0-0	.000	0-1	.000	2	1	3	3.0	1	0	0	0	0	4	8.5
BRYANT	11/11/18		3	1-1	1.000	0-0	.000	0-0	.000	1	0	1	2.3	2	0	0	0	0	2	6.3
WASHINGTON ST.	11/14/18		4	0-1	.000	0-1	.000	0-0	.000	0	0	0	1.8	0	0	0	1	1	0	4.8
SOUTHERN UTAH	11/18/18		4	0-0	.000	0-0	.000	0-0	.000	0	1	1	1.6	0	0	0	0	0	0	3.8
DENVER	11/23/18		5	1-1	1.000	0-0	.000	0-0	.000	1	4	5	2.2	2	0	0	0	0	2	3.5
FAIRFIELD	11/24/18		2	0-0	.000	0-0	.000	0-0	.000	0	1	1	2.0	3	0	0	0	0	0	3.0
LONGWOOD	11/25/18		2	0-0	.000	0-0	.000	0-0	.000	1	1	2	2.0	0	0	0	1	0	0	2.6
NORTHWEST (WA)	11/28/18		3	0-1	.000	0-1	.000	0-0	.000	0	0	0	1.8	0	0	0	1	0	0	2.3
PRAIRIE VIEW	12/20/18		7	0-2	.000	0-1	.000	0-0	.000	1	0	1	1.7	1	0	1	0	0	0	2.1
at CSU Bakersfield	01/03/19		1	0-0	.000	0-0	.000	0-0	.000	0	0	0	1.5	0	0	0	0	0	0	1.9
NEW MEXICO ST.	01/17/19		6	1-2	.500	0-1	.000	0-0	.000	1	1	2	1.6	2	0	0	2	0	2	1.9
at Chicago State	01/24/19	*	26	6-9	.667	3-6	.500	2-2	1.000	3	5	8	2.1	3	0	1	2	2	17	3.1
at UMKC	01/26/19	*	30	1-4	.250	1-3	.333	1-3	.333	0	7	7	2.4	4	1	0	4	1	4	3.1
CALIFORNIA BAPTIST	02/02/19	*	21	1-3	.333	1-3	.333	0-0	.000	1	4	5	2.6	0	4	2	1	0	3	3.1
at UTRGV	02/14/19	*	13	0-3	.000	0-3	.000	0-0	.000	0	1	1	2.5	0	0	1	1	0	0	2.9
Totals		4	147	18-36	.500	8-23	.348	3-6	.500	13	27	40	2.5	20	5	5	13	4	47	2.9

Games played: 16

Minutes/game: 9.2

Points/game: 2.9

FG Pct: 50.0

3FG Pct: 34.8

FT Pct: 50.0

Rebounds/game: 2.5

Assists/game: 0.3

Turnovers/game: 0.3

Assist/turnover ratio: 1.0

Steals/game: 0.3

Blocks/game: 0.8

## CAREER STATS

Year	GP-GS	Min/Avg	Total		3-Point		FT-FTA	Pct	Rebounds				PF-FO	Ast	TO	Blk	Stl	Pts/Avg
			FG-FGA	Pct	FG-FGA	Pct			Off-Def	Tot	Avg							
2018-19	16-4	147/9.2	18-36	.500	8-23	.348	3-6	.500	13-27	40	2.5	20-0	5	5	13	4		47/2.9
TOTAL	16-4	147/9.2	18-36	.500	8-23	.348	3-6	.500	13-27	40	2.5	20-0	5	5	13	4		47/2.9

## SINGLE-GAME HIGHS

Points: 17, at Chicago State -- 01/24/19

Rebounds: 8, at Chicago State -- 01/24/19

Assists: 4, California Baptist -- 02/02/19

Steals: 2, at Chicago State -- 01/24/19

Blocks: 4, at UMKC -- 01/26/19

FG made: 6, at Chicago State -- 01/24/19

FG attempts: 9, at Chicago State -- 01/24/19

3FG made: 3, at Chicago State -- 01/24/19 ; at Stanford -- 11/06/18

3FG attempts: 6, at Chicago State -- 01/24/19

FT made: 2, at Chicago State -- 01/24/19

FT attempts: 3, at UMKC -- 01/26/19



## #35 Grigsby, Riley

Opponent	Date	gs	min	Total		3-Pointers		Free throws		Rebounds				pf	a	t/o	blk	stl	pts	avg
				fg-fga	pct	3fg-fga	pct	ft-fa	pct	off	def	tot	avg							
at Stanford	11/06/18		8	1-4	.250	0-2	.000	0-0	.000	1	0	1	1.0	4	0	0	0	1	2	2.0
PUGET SOUND	11/08/18		13	0-3	.000	0-1	.000	3-4	.750	0	0	0	0.5	0	0	0	1	0	3	2.5
BRYANT	11/11/18	*	14	0-1	.000	0-1	.000	0-0	.000	0	2	2	1.0	3	1	1	0	0	0	1.7
WASHINGTON ST.	11/14/18	*	17	1-2	.500	0-1	.000	3-4	.750	0	4	4	1.8	4	1	1	2	0	5	2.5
SOUTHERN UTAH	11/18/18	*	16	0-1	.000	0-0	.000	0-0	.000	0	1	1	1.6	3	0	0	0	0	0	2.0
DENVER	11/23/18		16	2-5	.400	0-0	.000	2-2	1.000	1	4	5	2.2	1	0	0	2	0	6	2.7
FAIRFIELD	11/24/18		13	3-4	.750	0-0	.000	1-3	.333	2	4	6	2.7	3	0	0	0	0	7	3.3
LONGWOOD	11/25/18		9	1-1	1.000	0-0	.000	0-0	.000	0	1	1	2.5	4	0	0	0	0	2	3.1
NORTHWEST (WA)	11/28/18		10	2-3	.667	0-0	.000	1-2	.500	2	3	5	2.8	3	1	1	2	0	5	3.3
EASTERN WASH.	12/01/18		14	1-1	1.000	0-0	.000	0-0	.000	0	1	1	2.6	3	0	0	0	1	2	3.2
OMAHA	12/06/18		24	5-6	.833	0-1	.000	1-2	.500	1	3	4	2.7	1	0	0	3	0	11	3.9
at Washington	12/09/18		13	1-2	.500	0-0	.000	0-0	.000	0	0	0	2.5	2	1	0	1	0	2	3.8
at Portland	12/17/18		16	1-4	.250	0-1	.000	0-0	.000	1	0	1	2.4	2	0	2	0	0	2	3.6
PRAIRIE VIEW	12/20/18		10	2-2	1.000	0-0	.000	3-3	1.000	2	1	3	2.4	3	1	0	2	0	7	3.9
at California	12/29/18		4	0-0	.000	0-0	.000	0-0	.000	0	1	1	2.3	3	0	0	0	0	0	3.6
at CSU Bakersfield	01/03/19		13	0-1	.000	0-1	.000	0-0	.000	0	3	3	2.4	1	1	1	1	0	0	3.4
at Grand Canyon	01/05/19		7	1-2	.500	0-0	.000	4-4	1.000	1	1	2	2.4	1	0	0	0	0	6	3.5
at Utah Valley	01/12/19	*	14	1-2	.500	0-0	.000	0-0	.000	1	0	1	2.3	5	0	0	0	0	2	3.4
NEW MEXICO ST.	01/17/19		25	1-4	.250	0-1	.000	2-2	1.000	0	4	4	2.4	5	1	1	0	1	4	3.5
UTRGV	01/19/19		24	0-1	.000	0-0	.000	1-2	.500	1	3	4	2.5	3	2	0	1	1	1	3.4
at Chicago State	01/24/19	dnp	-	-	-	-	-	-	-	-	-	-	-	-	-	-	-	-	-	-
at UTRGV	02/14/19		11	1-2	.500	1-1	1.000	0-0	.000	0	3	3	2.5	3	0	1	0	0	3	3.3
Totals		4	291	24-51	.471	1-10	.100	21-28	.750	13	39	52	2.5	57	9	8	15	4	70	3.3

Games played: 21  
Minutes/game: 13.9  
Points/game: 3.3  
FG Pct: 47.1  
3FG Pct: 10.0  
FT Pct: 75.0

Rebounds/game: 2.5  
Assists/game: 0.4  
Turnovers/game: 0.4  
Assist/turnover ratio: 1.1  
Steals/game: 0.2  
Blocks/game: 0.7

## CAREER STATS

Year	GP-GS	Min/Avg	Total		3-Point		FT-FTA	Pct	Off-Def	Tot	Avg	PF-FO	Ast	TO	Blk	Stl	Pts/Avg
			FG-FGA	Pct	FG-FGA	Pct											
2018-19	21-4	291/13.9	24-51	.471	1-10	.100	21-28	.750	13-39	52	2.5	57-2	9	8	15	4	70/3.3
TOTAL	21-4	291/13.9	24-51	.471	1-10	.100	21-28	.750	13-39	52	2.5	57-2	9	8	15	4	70/3.3

## SINGLE-GAME HIGHS

Points: 11, Omaha -- 12/06/18  
Rebounds: 6, Fairfield -- 11/24/18  
Assists: 1, 6 times  
Steals: 1, New Mexico St. -- 01/17/19 ; at Stanford -- 11/06/18 ; Eastern Wash. -- 12/01/18  
Blocks: 3, Omaha -- 12/06/18  
FG made: 5, Omaha -- 12/06/18  
FG attempts: 6, Omaha -- 12/06/18  
3FG attempts: 2, at Stanford -- 11/06/18  
FT made: 4, at Grand Canyon -- 01/05/19  
FT attempts: 4, at Grand Canyon -- 01/05/19 ; Puget Sound -- 11/08/18 ; Washington St. -- 11/14/18



## #41 Wall, Joe

Opponent	Date	gs	min	Total		3-Pointers		Free throws		Rebounds				pf	a	t/o	blk	stl	pts	avg
				fg-fga	pct	3fg-fga	pct	ft-fta	pct	off	def	tot	avg							
at Stanford	11/06/18		1	1-1	1.000	1-1	1.000	0-0	.000	0	0	0	0.0	0	0	0	0	0	3	3.0
PUGET SOUND	11/08/18		2	0-1	.000	0-1	.000	0-0	.000	0	0	0	0.0	1	0	0	0	0	0	1.5
BRYANT	11/11/18		1	0-0	.000	0-0	.000	0-0	.000	0	0	0	0.0	0	0	0	0	0	0	1.0
LONGWOOD	11/25/18		2	0-1	.000	0-1	.000	0-0	.000	0	0	0	0.0	0	0	0	0	0	0	0.8
NORTHWEST (WA)	11/28/18		1	0-0	.000	0-0	.000	0-0	.000	0	0	0	0.0	0	0	0	0	0	0	0.6
PRAIRIE VIEW	12/20/18		3	1-2	.500	0-1	.000	0-0	.000	1	0	1	0.2	0	0	0	0	0	2	0.8
UTRGV	01/19/19		0	0-0	.000	0-0	.000	0-0	.000	0	0	0	0.1	1	0	0	0	0	0	0.7
at Chicago State	01/24/19		1	1-2	.500	1-2	.500	0-0	.000	0	1	1	0.3	0	0	0	0	0	3	1.0
at UMKC	01/26/19		0	0-0	.000	0-0	.000	0-0	.000	0	0	0	0.2	1	0	0	0	0	0	0.9
at UTRGV	02/14/19		dnp	-	-	-	-	-	-	-	-	-	-	-	-	-	-	-	-	-
Totals		0	11	3-7	.429	2-6	.333	0-0	.000	1	1	2	0.2	3	0	0	0	0	8	0.9

Games played: 9

Rebounds/game: 0.2

Minutes/game: 1.2

Points/game: 0.9

FG Pct: 42.9

3FG Pct: 33.3

## CAREER STATS

Year	GP-GS	Min/Avg	Total		3-Point		FT-FTA	Pct	Off-Def	Tot	Avg	PF-FO	Ast	TO	Blk	Stl	Pts/Avg
			FG-FGA	Pct	FG-FGA	Pct											
2018-19	9-0	11/1.2	3-7	.429	2-6	.333	0-0	.000	1-1	2	0.2	3-0	0	0	0	0	8/0.9
TOTAL	9-0	11/1.2	3-7	.429	2-6	.333	0-0	.000	1-1	2	0.2	3-0	0	0	0	0	8/0.9

## SINGLE-GAME HIGHS

Points: 3, at Chicago State -- 01/24/19 ; at Stanford -- 11/06/18

Rebounds: 1, at Chicago State -- 01/24/19 ; Prairie View -- 12/20/18

FG made: 1, at Chicago State -- 01/24/19 ; at Stanford -- 11/06/18 ; Prairie View -- 12/20/18

FG attempts: 2, at Chicago State -- 01/24/19 ; Prairie View -- 12/20/18

3FG made: 1, at Chicago State -- 01/24/19 ; at Stanford -- 11/06/18

3FG attempts: 2, at Chicago State -- 01/24/19



# 2018-19 BOX SCORES

## Official Basketball Box Score -- Game Totals -- Final Statistics Seattle U vs Stanford 11/06/18 7:00 pm at Stanford, CA (Maples Pavilion)

### Seattle U 74 • 0-1

#	Player	Total		3-Ptr		Rebounds			PF	TP	A	TO	Blk	Stl	Min
		FG-FGA	FG-FGA	FT-FTA	FT-FTA	Off	Def	Tot							
01	Carter, Myles	f	2-5	0-1	2-5	1	2	3	5	6	0	2	1	0	18
05	Kavas, Matej	g	4-7	1-3	4-6	1	3	4	3	13	0	2	0	0	34
13	Means, Morgan	g	5-7	0-1	0-0	0	1	1	2	11	2	2	0	0	31
23	Brown, Terrell	g	6-15	0-1	4-6	3	3	6	1	16	4	2	0	0	24
24	Jones, Delante	g	1-9	0-3	0-0	0	1	1	2	2	0	1	0	0	22
00	McDowell, Dashawn	g	2-7	0-0	0-0	1	2	3	4	4	0	0	0	1	19
02	Burke, Ian	g	0-0	0-0	1-2	1	0	1	0	1	0	0	0	0	3
10	Nettles, Aaron	g	0-1	0-1	0-0	0	0	0	2	0	0	1	0	0	9
11	Economou, Rip	g	1-2	0-1	0-0	0	0	0	0	2	0	0	0	0	5
12	Da Campo, Mattia	g	0-0	0-0	1-2	1	2	3	0	1	1	0	0	0	4
14	Vail, Matt	g	0-0	0-0	0-0	0	0	0	0	0	0	0	0	0	1
15	Hopkins, Trey	g	0-0	0-0	0-0	0	0	0	0	0	0	0	0	0	6
25	Hundal, Anand	g	5-6	3-4	0-0	2	1	3	2	13	0	0	0	0	13
35	Grigsby, Riley	g	1-4	0-2	0-0	1	0	1	4	2	0	0	0	1	8
41	Wall, Joe	g	1-1	1-1	0-0	0	0	0	0	3	0	0	0	0	1
Team						1	3	4							
Totals			28-64	6-18	12-21	12	18	30	25	74	7	11	1	2	198
FG % 1st Half: 14-28		50.0%	2nd half: 14-36		38.9%	Game: 28-64		43.8%	Deadball						
3FG % 1st Half: 4-7		57.1%	2nd half: 2-11		18.2%	Game: 6-18		33.3%	Rebounds						
FT % 1st Half: 4-6		66.7%	2nd half: 8-15		53.3%	Game: 12-21		57.1%	4,1						

### Stanford 96 • 2-0

#	Player	Total		3-Ptr		Rebounds			PF	TP	A	TO	Blk	Stl	Min
		FG-FGA	FG-FGA	FT-FTA	FT-FTA	Off	Def	Tot							
00	KZ Okpala	f	8-12	2-2	11-13	1	9	10	2	29	5	3	3	1	36
13	Oscar Da Silva	f	2-3	0-1	0-0	1	5	6	3	4	2	3	1	1	21
20	Josh Sharma	c	3-7	0-0	2-2	1	4	5	3	8	1	1	1	0	13
01	Daejon Davis	g	4-7	1-1	6-7	0	0	0	4	15	2	2	0	0	21
23	Cornac Ryan	g	5-8	5-6	1-1	1	3	4	2	16	1	1	0	2	33
04	Isaac White	g	0-1	0-1	2-2	0	0	0	1	2	0	1	0	0	6
11	Jaiden Delaire	g	3-7	2-3	0-0	0	5	5	8	0	2	0	1	0	25
14	Marcus Sheffield	g	2-5	1-1	5-6	1	0	1	1	10	1	0	0	0	20
15	Rodney Herenton	g	0-0	0-0	0-0	0	0	0	0	0	0	0	0	0	3
32	Lukas Kisunas	g	1-3	0-0	0-0	1	0	1	2	2	0	0	0	0	5
33	Trevor Stanback	g	1-3	0-0	0-2	1	2	3	0	2	0	0	0	0	17
Team						3	0	3							
Totals			29-56	11-15	27-33	10	28	38	23	96	12	13	6	4	200
FG % 1st Half: 11-26		42.3%	2nd half: 18-30		60.0%	Game: 29-56		51.8%	Deadball						
3FG % 1st Half: 3-4		75.0%	2nd half: 8-11		72.7%	Game: 11-15		73.3%	Rebounds						
FT % 1st Half: 15-21		71.4%	2nd half: 12-12		100.0%	Game: 27-33		81.8%	4,1						

Officials: Randy McCall, Glen Mayberry, Chad Shepherd  
Technical fouls: Seattle U-None. Stanford-None.  
Attendance: 3365  
2018-19 Men's Basketball. Round: 0. Seattle U vs Stanford. Played at .

Score by periods	1st	2nd	Total	In	Off	2nd	Fast	Bench
Seattle U	36	38	74	Points	Paint	T/O	Chance	Break
Stanford	40	56	96	SU	34	14	16	6
				STAN	36	17	11	14

## Official Basketball Box Score -- Game Totals -- Final Statistics Bryant vs Seattle U 11/11/18 7:00 pm at Kent, WA (accessio ShoWare Center)

### Bryant 59 • 0-2

#	Player	Total		3-Ptr		Rebounds			PF	TP	A	TO	Blk	Stl	Min
		FG-FGA	FG-FGA	FT-FTA	FT-FTA	Off	Def	Tot							
01	Juan Cardenas	f	0-3	0-1	1-2	0	4	4	3	1	0	0	1	1	20
25	Patrick Harding	g	1-3	0-0	0-0	0	6	6	2	2	0	1	1	1	17
03	Byron Hawkins	g	5-12	2-7	7-10	0	1	1	1	19	1	1	0	1	34
11	Adam Grant	g	5-14	2-8	0-0	3	1	4	2	12	1	5	1	2	33
22	Joe Kasperzyk	g	3-6	0-2	3-3	0	0	0	5	9	1	3	1	2	19
02	Brandon Carroll	g	0-0	0-0	1-2	0	1	1	1	1	0	0	0	2	4
10	Taylor McHugh	g	1-3	1-3	0-0	1	1	2	1	3	4	1	0	0	27
13	Monty Urmilevicius	g	0-0	0-0	2-2	1	3	4	0	2	0	1	0	0	8
14	Kyle Cardaci	g	0-3	0-3	2-2	0	3	3	2	0	0	0	0	0	9
21	Tanner Johnson	g	0-2	0-2	0-0	0	0	0	1	0	0	1	0	0	11
54	Sebastian Townes	g	2-5	0-0	4-4	1	2	3	5	8	0	0	0	0	18
Team						0	0	0							
Totals			17-51	5-26	20-25	6	22	28	24	59	7	13	4	9	200
FG % 1st Half: 9-27		33.3%	2nd half: 8-24		33.3%	Game: 17-51		33.3%	Deadball						
3FG % 1st Half: 2-11		18.2%	2nd half: 3-15		20.0%	Game: 5-26		19.2%	Rebounds						
FT % 1st Half: 4-4		100.0	2nd half: 16-21		76.2%	Game: 20-25		80.0%	3,2						

### Seattle U 82 • 2-1

#	Player	Total		3-Ptr		Rebounds			PF	TP	A	TO	Blk	Stl	Min
		FG-FGA	FG-FGA	FT-FTA	FT-FTA	Off	Def	Tot							
01	Carter, Myles	f	10-17	1-1	4-6	6	5	11	4	25	2	3	3	0	33
05	Kavas, Matej	g	2-9	1-5	0-0	1	3	4	3	5	1	0	0	2	28
13	Means, Morgan	g	7-13	2-5	5-7	0	8	8	2	21	3	3	0	0	37
24	Jones, Delante	g	3-13	1-7	1-2	3	4	7	1	8	0	2	0	1	26
35	Grigsby, Riley	g	0-1	0-1	0-0	0	2	2	3	0	1	1	0	0	14
00	McDowell, Dashawn	g	0-0	0-0	0-0	0	1	1	0	0	0	1	0	0	6
02	Burke, Ian	g	0-0	0-0	3-4	0	1	1	2	3	0	2	0	1	4
10	Nettles, Aaron	g	2-3	2-3	0-0	0	1	1	0	6	0	0	0	1	15
11	Economou, Rip	g	0-0	0-0	0-0	0	0	0	1	0	0	0	0	0	3
12	Da Campo, Mattia	g	0-0	0-0	0-0	0	1	1	0	0	0	0	0	0	3
14	Vail, Matt	g	0-0	0-0	0-0	0	0	0	0	0	0	0	0	0	1
15	Hopkins, Trey	g	0-2	0-0	0-0	1	0	1	0	0	0	1	0	1	4
23	Brown, Terrell	g	5-6	0-0	2-4	1	2	3	5	12	3	0	0	2	22
25	Hundal, Anand	g	1-1	0-0	0-0	1	0	1	2	2	0	0	0	0	3
41	Wall, Joe	g	0-0	0-0	0-0	0	0	0	0	0	0	0	0	0	1
Team						0	0	0							
Totals			30-65	7-22	15-23	13	28	41	23	82	10	13	3	8	200
FG % 1st Half: 14-34		41.2%	2nd half: 16-31		51.6%	Game: 30-65		46.2%	Deadball						
3FG % 1st Half: 2-9		22.2%	2nd half: 5-13		38.5%	Game: 7-22		31.8%	Rebounds						
FT % 1st Half: 3-5		60.0%	2nd half: 12-18		66.7%	Game: 15-23		65.2%	6,2						

Officials: Jimmy Casas, Greg Nixon, Mark Cook  
Technical fouls: Bryant-None. Seattle U-None.  
Attendance: 1236  
2018-19 Men's Basketball. Round: 0. Bryant vs Seattle U. Played at .

Score by periods	1st	2nd	Total	In	Off	2nd	Fast	Bench
Bryant	24	35	59	Points	Paint	T/O	Chance	Break
Seattle U	33	49	82	BRYANT	18	10	4	3
				SU	44	17	20	16

Start - FG - Bryant 2nd-01:45, SU 2nd-00:47.  
Largest lead - Bryant None, SU led for 36:01. Game was tied for 03:59.

Score tied - 2 times.  
Lead changed - 0 times.

## Official Basketball Box Score -- Game Totals -- Final Statistics Puget Sound vs Seattle U 11/08/18 7:00 pm at Seattle, WA (Redhawk Center)

### Puget Sound 67

#	Player	Total	
---	--------	-------	--







# 2018-19 BOX SCORES

## Official Basketball Box Score -- Game Totals -- Final Statistics Northwest (WA) vs Seattle U 11/28/18 7:00 pm at Seattle, WA (Redhawk Center)

### Northwest (WA) 72 • 0-1

#	Player	Total		3-Ptr	Rebounds			PF	TP	A	TO	Blk	Stl	Min
		FG-FGA	FG-FGA		Off	Def	Tot							
01	Jaden Jenkins	*	4-7	1-3	0-0	0	2	2	5	9	1	2	0	19
05	Ryan Ricks	*	1-3	0-0	0-0	2	0	2	4	2	4	3	0	17
11	Nick Navarro	*	9-17	5-8	2-3	2	3	5	0	25	0	1	1	34
21	Josh Meyer	*	1-10	1-5	2-2	3	8	11	2	5	3	1	1	29
22	Hussayn Ford	*	5-15	0-1	0-2	0	7	7	3	10	1	1	0	26
02	Alex Smith		4-11	2-2	2-2	2	3	5	2	12	1	1	1	19
03	Arturo Palacios		2-6	0-1	0-0	0	0	0	2	4	2	3	0	22
10	Daniel Ghebremichael		1-1	0-0	0-0	0	0	0	0	2	0	1	0	4
12	Jase Paulsen		1-1	1-1	0-0	0	0	0	1	3	0	0	0	5
24	Jason Brown, Jr.		0-3	0-2	0-0	1	0	1	2	0	2	1	0	16
25	Payton Glasser		0-0	0-0	0-0	0	0	0	0	1	0	0	0	5
XX	Totals		28-74	10-23	6-9	10	23	33	21	72	15	14	3	4

FG % 1st Half: 15-40 37.5% 2nd half: 13-34 38.2% Game: 28-74 37.8%  
3FG % 1st Half: 4-13 30.8% 2nd half: 6-10 60.0% Game: 10-23 43.5%  
FT % 1st Half: 1-1 100.0 2nd half: 5-8 62.5% Game: 6-9 66.7%  
Deadball Rebounds 4,1

### Seattle U 107 • 7-2

#	Player	Total		3-Ptr	Rebounds			PF	TP	A	TO	Blk	Stl	Min
		FG-FGA	FG-FGA		Off	Def	Tot							
01	Carter, Myles	f	5-13	0-0	2-2	4	10	14	3	12	0	0	7	35
05	Kavas, Matej	g	3-12	2-8	4-4	0	3	3	1	12	1	2	0	31
10	Nettles, Aaron	g	4-7	2-5	0-0	0	0	0	2	10	0	2	0	21
13	Means, Morgan	g	9-18	3-6	2-2	1	1	2	1	23	5	3	0	35
23	Brown, Terrell	g	10-13	0-1	6-7	2	12	14	1	26	6	1	0	33
02	Burke, Ian		0-0	0-0	0-0	0	2	2	0	0	0	0	0	1
11	Economou, Rip		0-1	0-0	0-0	2	1	3	0	0	0	0	0	4
12	Da Campo, Mattia		2-2	1-1	2-2	0	0	0	0	7	0	0	0	6
14	Vail, Matt		0-0	0-0	0-0	0	0	0	0	1	0	0	0	1
15	Hopkins, Trey		5-5	2-2	0-1	1	2	3	1	12	0	0	0	15
25	Hundal, Anand		0-1	0-1	0-0	0	0	0	0	0	0	1	0	3
35	Grigsby, Riley		2-3	0-0	1-2	2	3	5	3	5	1	2	0	10
41	Wall, Joe		0-0	0-0	0-0	0	0	0	0	0	0	0	0	1
Team			0-0	0-0	0-0	0	0	0	0	0	0	0	0	0
Totals			40-75	10-24	17-20	12	34	46	12	107	14	9	10	6

FG % 1st Half: 15-35 42.9% 2nd half: 25-40 62.5% Game: 40-75 53.3%  
3FG % 1st Half: 4-12 33.3% 2nd half: 6-12 50.0% Game: 10-24 41.7%  
FT % 1st Half: 11-12 91.7% 2nd half: 6-8 75.0% Game: 17-20 85.0%  
Deadball Rebounds 2,1

Officials: Nate Nelson, Chad Shepherd, Shawn Lehigh  
Technical fouls: Northwest (WA)-None. Seattle U-None.  
Attendance: 824  
2018-19 Men's Basketball. Round: 0. Northwest (WA) vs Seattle U. Played at .

Score by periods	1st	2nd	Total
Northwest (WA)	35	37	72
Seattle U	45	62	107

Points NW	In Paint 30	Off T/O 6	2nd Chance 9	Fast Break 6	Bench 21
SU	54	21	10	4	24

## Official Basketball Box Score -- Game Totals -- Final Statistics Omaha vs Seattle U 12/06/18 7:00 pm at Seattle, WA (Redhawk Center)

### Omaha 71 • 3-6

#	Player	Total		3-Ptr	Rebounds			PF	TP	A	TO	Blk	Stl	Min
		FG-FGA	FG-FGA		Off	Def	Tot							
40	Matt Pile	f	4-8	0-0	2-6	4	7	11	2	10	0	2	0	28
44	Mitch Hahn		2-11	1-4	2-2	1	2	3	3	7	1	0	0	28
00	JT Gibson	g	4-9	1-3	4-4	1	1	2	3	13	3	1	0	37
05	KJ Robinson	g	5-12	5-9	2-4	0	0	0	3	17	2	4	0	36
21	Zach Jackson	g	3-10	1-3	5-5	0	2	2	4	12	1	1	0	25
01	Elishja Duplechan		0-1	0-0	0-0	0	0	0	1	0	0	0	0	5
10	Ayo Akinwale		0-1	0-0	0-0	0	2	2	1	0	1	1	0	16
13	Wanjiang Tut		1-3	0-0	0-0	0	2	2	3	2	0	0	1	11
20	Hayden Miller		0-0	0-0	0-0	0	0	0	0	0	0	0	0	1
22	Brett Barney		4-4	1-1	1-2	0	1	1	3	10	0	0	0	12
33	Evan Tricker		0-0	0-0	0-0	0	0	0	0	0	0	0	0	1
Team			0-0	0-0	0-0	0	0	0	0	0	0	0	0	0
Totals			23-59	9-20	16-23	6	17	23	23	71	8	9	1	4

FG % 1st Half: 12-31 38.7% 2nd half: 11-28 39.3% Game: 23-59 39.0%  
3FG % 1st Half: 5-11 45.5% 2nd half: 4-9 44.4% Game: 9-20 45.0%  
FT % 1st Half: 6-9 66.7% 2nd half: 10-14 71.4% Game: 16-23 69.6%  
Deadball Rebounds 4,4

### Seattle U 90 • 9-2

#	Player	Total		3-Ptr	Rebounds			PF	TP	A	TO	Blk	Stl	Min
		FG-FGA	FG-FGA		Off	Def	Tot							
01	Carter, Myles	f	3-6	0-0	1-2	2	3	5	3	7	0	4	2	15
05	Kavas, Matej	g	7-12	6-9	6-6	0	6	6	1	26	1	2	0	39
13	Means, Morgan	g	1-6	1-5	2-2	1	4	5	5	5	1	0	0	30
23	Brown, Terrell	g	5-9	0-0	2-4	1	10	11	4	12	5	2	1	33
24	Jones, Delante	g	9-14	4-7	4-5	0	2	2	1	26	2	1	3	37
10	Nettles, Aaron		1-3	0-2	1-2	0	2	2	3	3	1	1	0	19
12	Da Campo, Mattia		0-0	0-0	0-0	0	0	0	0	0	0	0	0	0
15	Hopkins, Trey		0-1	0-1	0-0	0	1	1	0	0	0	0	0	3
35	Grigsby, Riley		5-6	0-1	1-2	1	3	4	1	11	0	0	3	24
Team			0-0	0-0	0-0	0	0	0	0	0	0	0	0	0
Totals			31-57	11-25	17-23	5	31	36	18	90	14	12	9	1

FG % 1st Half: 14-29 48.3% 2nd half: 17-28 60.7% Game: 31-57 54.4%  
3FG % 1st Half: 7-15 46.7% 2nd half: 4-10 40.0% Game: 11-25 44.0%  
FT % 1st Half: 4-6 66.7% 2nd half: 13-17 76.5% Game: 17-23 73.9%  
Deadball Rebounds 6,2

Officials: Mike Scypers, Deldre Carr, Michael Greenstein  
Technical fouls: Omaha-None. Seattle U-None.  
Attendance: 873  
2018-19 Men's Basketball. Round: 0. Omaha vs Seattle U. Played at .

Score by periods	1st	2nd	Total
Omaha	35	36	71
Seattle U	39	51	90

Points SU	In Paint 24	Off T/O 21	2nd Chance 3	Fast Break 11	Bench 12
SU	34	15	2	7	14

Last FG - UNO 2nd-01:59, SU 2nd-00:55.  
Largest lead - UNO by 2 1st-19:11, SU by 19 2nd-00:55.  
UNO led for 03:36. SU led for 33:30. Game was tied for 02:54.

## Official Basketball Box Score -- Game Totals -- Final Statistics Eastern Wash. vs Seattle U 12/01/18 5:00 pm at Seattle, WA (Redhawk Center)

### Eastern Wash. 68 • 1-5

#	Player	Total		3-Ptr	Rebounds			PF	TP	A	TO	Blk	Stl	Min
		FG-FGA	FG-FGA		Off	Def	Tot							
34	Jesse Hunt	f	9-16	3-7	5-7	2	8	10	4	26	1	2	0	31
02	Ty Gibson	g	0-3	0-3	0-0	1	2	3	3	0	0	0	0	26
10	Jacob Davison	g	1-5	0-3	1-1	0	2	2	1	3	1	2	0	21
11	Jack Perry	g	1-6	0-4	0-0	1	6	7	0	2	2	1	0	36
13	Luka Vulicic	g	7-12	0-3	4-6	0	3	3	3	18	3	2	0	29
00	Tyler Kidd		1-1	0-0	0-0	0	0	0	1	2	0	1	0	5
01	Austin Fadal		2-5	0-3	0-0	0	0	0	1	4	0	1	0	14
20	Cody Benzell		2-4	1-3	0-0	0	0	0	1	5	0	0	0	15
22	Elijah Jackson		2-2	0-0	1-4	0	2	2	3	5	1	1	1	13
24	Kim Aiken Jr.		0-1	0-1	0-0	0	5	5	0	0	1	0	0	4
35	Tanner Groves		1-3	1-1	0-0	1	0	1	2	3	0	1	0	6
Team			0-0	0-0	0-0	0	0	0	0	0	0	0	0	0
Totals			26-58	5-28	11-18	5	28	33	19	68	9	11	1	2

FG % 1st Half: 11-32 34.4% 2nd half: 15-26 57.7% Game: 26-58 44.8%  
3FG % 1st Half: 2-17 11.8% 2nd half: 3-11 27.3% Game: 5-28 17.9%  
FT % 1st Half: 1-1 100.0 2nd half: 10-17 58.8% Game: 11-18 61.1%  
Deadball Rebounds 5

### Seattle U 88 • 8-2

#	Player	Total		3-Ptr	Rebounds			PF	TP	A	TO	Blk	Stl	Min
		FG-FGA	FG-FGA		Off	Def	Tot							
01	Carter, Myles	f	10-15	0-0	3-9	2	6	8	2	23	0	1	1	30
05	Kavas, Matej	g	7-14	4-7	0-0	0	6	6	2	18	0	0	0	37
13	Means, Morgan	g	5-11	2-5	4-5	1	4	5	3	16	7	0	0	40
23	Brown, Terrell	g	2-7	0-1	0-0	0	7	7	2	4	9	2	0	32
24	Jones, Delante	g	8-14	2-5	1-1	3	3	6	3	19	2	2	1	30
10	Nettles, Aaron		2-5	1-4	1-2	0	1	1	1	6	1	0	0	2
35	Grigsby, Riley		1-1	0-0	0-0	0	1	1	3	2	0	0	0	1
Team			0-0	0-0	0-0	0	0	0	0	0	0	0	0	0
Totals			35-67	9-22	9-17	6	28	34	16	88	19	5	2	10

FG % 1st Half: 16-35 45.7% 2nd half: 19-32 59.4% Game: 35-67 52.2%  
3FG % 1st Half: 5-11 45.5% 2nd half: 4-11 36.4% Game: 9-22 40.9%  
FT % 1st Half: 2-7 28.6% 2nd half: 7-10 70.0% Game: 9-17 52.9%  
Deadball Rebounds 6,1



# 2018-19 BOX SCORES

## Official Basketball Box Score -- Game Totals -- Final Statistics Seattle U vs Portland 12/17/18 7:00 pm at Portland, OR (Chiles Center)

### Seattle U 67 • 10-3

#	Player	Total		3-Ptr		Rebounds			PF	TP	A	TO	Blk	Stl	Min
		FG-FGA	FG-FGA	FT-FTA	FT-FTA	Off	Def	Tot							
12	Carter, Myles	f	3-5	0-0	5-7	4	8	12	4	11	0	1	2	2	30
05	Kavas, Matej	g	4-9	2-4	1-4	0	5	5	2	11	0	2	1	0	35
13	Means, Morgan	g	4-10	1-4	7-10	0	6	6	4	16	3	4	0	0	35
23	Brown, Terrell	g	7-10	0-0	3-4	2	9	11	2	17	1	5	0	1	34
24	Jones, Delante	g	2-11	1-3	0-0	1	5	6	3	5	0	2	1	0	35
10	Nettles, Aaron	g	1-2	1-2	2-2	0	0	0	2	5	0	0	0	0	15
12	Da Campo, Mattia	g	0-0	0-0	0-0	0	0	0	0	0	0	0	0	0	0+
15	Hopkins, Trey	g	0-0	0-0	0-0	0	0	0	0	0	0	0	0	0	0+
35	Grigsby, Riley	g	1-4	0-1	0-0	1	0	1	2	2	0	2	0	0	16
Team						2	0	2							
Totals			22-51	5-14	18-27	10	33	43	19	67	4	16	4	3	200

FG % 1st Half: 15-27 55.6% 2nd half: 7-24 29.2% Game: 22-51 43.1% Deadball Rebounds 6  
3FG % 1st Half: 4-7 57.1% 2nd half: 1-7 14.3% Game: 5-14 35.7%  
FT % 1st Half: 5-10 50.0% 2nd half: 13-17 76.5% Game: 18-27 66.7%

### Portland 56 • 6-7

#	Player	Total		3-Ptr		Rebounds			PF	TP	A	TO	Blk	Stl	Min
		FG-FGA	FG-FGA	FT-FTA	FT-FTA	Off	Def	Tot							
12	Theo Akwuba	c	0-2	0-0	0-2	1	0	1	3	0	0	0	1	0	9
02	JoJo Walker	g	5-13	1-4	2-4	1	3	4	3	13	2	2	0	5	34
10	Marcus Shaver Jr.	g	4-16	3-7	0-0	0	1	1	5	11	1	3	0	1	31
11	Josh McSwiggan	g	5-12	2-6	2-2	1	4	5	2	14	2	3	0	0	35
13	Franklin Porter	g	1-6	0-2	0-0	0	5	5	4	2	3	2	1	0	38
01	Malcolm Porter	g	0-1	0-0	1-2	0	0	0	0	1	0	0	0	0	5
14	Tahirou Diabate	g	2-3	0-0	0-3	1	3	4	2	4	0	2	2	0	19
32	Hugh Hogland	g	1-1	0-0	2-6	5	1	6	2	4	0	2	1	0	10
33	Jacob Tryon	g	2-3	0-0	0-0	2	2	4	0	4	1	1	0	0	9
55	Xavier Hallinan	g	1-1	1-1	0-0	0	0	0	0	3	1	0	0	0	10
Team						2	2	4							
Totals			21-58	7-20	7-19	13	21	34	21	56	10	15	5	6	200

FG % 1st Half: 8-25 32.0% 2nd half: 13-33 39.4% Game: 21-58 36.2% Deadball Rebounds 3,1  
3FG % 1st Half: 4-9 44.4% 2nd half: 3-11 27.3% Game: 7-20 35.0%  
FT % 1st Half: 2-6 33.3% 2nd half: 5-13 38.5% Game: 7-19 36.8%

Officials: Levon Zakarian, Mike Scyphers, Eric Curry  
Technical fouls: Seattle U-None. Portland-Tahirou Diabate.  
Attendance: 1553  
2018-19 Men's Basketball. Round: 0. Portland vs Seattle U. Played at .

Score by periods	1st	2nd	Total
Seattle U	39	28	67
Portland	22	34	56

	Points	In Paint	Off T/O	2nd Chance	Fast Break	Bench
SU	26	13	12	8	7	7
UP	22	10	16	9	16	16

Last FG - SU 2nd-01:45, UP 2nd-00:47.  
Largest lead - SU by 21 21:02:48, UP None.  
SU led for 39:16. UP led for 00:00. Game was tied for 00:44.

Score tied - 0 times.  
Lead changed - 0 times.

## Official Basketball Box Score -- Game Totals -- Final Statistics Seattle U vs California 12/29/18 5:00 pm at Berkeley, CA (Haas Pavilion)

### Seattle U 82 • 12-3

#	Player	Total		3-Ptr		Rebounds			PF	TP	A	TO	Blk	Stl	Min
		FG-FGA	FG-FGA	FT-FTA	FT-FTA	Off	Def	Tot							
01	Carter, Myles	f	11-18	0-0	4-7	4	9	13	4	26	0	3	1	0	40
12	Da Campo, Mattia	g	0-0	0-0	0-0	1	1	2	5	0	0	1	0	2	27
13	Means, Morgan	g	4-12	0-3	16-16	2	4	6	4	24	3	4	0	1	40
23	Brown, Terrell	g	4-10	0-1	2-3	2	4	6	5	10	3	0	0	2	36
24	Jones, Delante	g	5-13	2-3	4-4	0	4	4	2	16	2	2	0	1	40
10	Nettles, Aaron	g	0-0	0-0	4-6	0	0	0	3	4	0	0	0	0	7
15	Hopkins, Trey	g	1-2	0-1	0-0	1	1	2	2	2	0	1	0	0	6
35	Grigsby, Riley	g	0-0	0-0	0-0	0	1	1	3	0	0	0	0	0	4
Team						4	0	4							
Totals			25-55	2-8	30-36	14	24	38	28	82	8	11	1	6	200

FG % 1st Half: 15-26 57.7% 2nd half: 10-29 34.5% Game: 25-55 45.5% Deadball Rebounds 4  
3FG % 1st Half: 1-5 20.0% 2nd half: 1-3 33.3% Game: 2-8 25.0%  
FT % 1st Half: 9-11 81.8% 2nd half: 21-25 84.0% Game: 30-36 83.3%

### California 73 • 5-7

#	Player	Total		3-Ptr		Rebounds			PF	TP	A	TO	Blk	Stl	Min
		FG-FGA	FG-FGA	FT-FTA	FT-FTA	Off	Def	Tot							
11	Justice Sueing	f	4-11	1-5	6-6	1	3	4	3	15	2	0	0	0	36
22	Andre Kelly	g	2-6	0-0	3-4	5	5	10	5	7	2	2	4	1	34
34	Grant Anticevich	f	1-3	1-2	0-0	2	1	3	2	3	0	2	0	0	15
01	Darius McNeill	g	7-15	2-6	3-5	0	1	1	4	19	1	0	0	0	34
03	Paris Austin	g	5-12	0-0	10-11	0	5	5	3	20	2	3	0	0	32
02	Juhwan Harris-Dyson	g	1-3	0-0	0-0	1	3	4	3	2	0	3	1	1	20
15	Roman Davis	g	1-1	0-0	0-0	0	0	0	2	2	0	1	0	0	3
20	Matt Bradley	g	0-2	0-0	2-4	1	0	1	5	2	0	1	0	1	17
24	Jacobi Gordon	g	1-1	1-1	0-0	0	0	0	2	3	1	0	0	1	9
Team						2	0	2							
Totals			22-54	5-14	24-30	12	18	30	29	73	8	12	5	5	200

FG % 1st Half: 9-21 42.9% 2nd half: 13-33 39.4% Game: 22-54 40.7% Deadball Rebounds 2  
3FG % 1st Half: 3-4 75.0% 2nd half: 2-10 20.0% Game: 5-14 35.7%  
FT % 1st Half: 10-13 76.9% 2nd half: 14-17 82.4% Game: 24-30 80.0%

Officials: D.G. Nelson, Rick Randall, Deron White  
Technical fouls: Seattle U-None. California-None.  
Attendance: 4104  
2018-19 Men's Basketball. Round: 0. California vs Seattle U. Played at .

Score by periods	1st	2nd	Total
Seattle U	40	42	82
California	31	42	73

	Points	In Paint	Off T/O	2nd Chance	Fast Break	Bench
SU	32	17	19	15	6	6
CAL	26	8	19	15	6	9

Last FG - SU 2nd-02:18, CAL 2nd-00:04.  
Largest lead - SU by 18 1st-07:36, CAL by 2 1st-19:26.  
SU led for 37:11. CAL led for 01:31. Game was tied for 01:18.

Score tied - 1 time.  
Lead changed - 5 times.

## Official Basketball Box Score -- Game Totals -- Final Statistics Prairie View vs Seattle U 12/20/18 7:00 pm at Seattle, WA (Redhawk Center)

### Prairie View 64 • 1-10

#	Player	Total		3-Ptr		Rebounds			PF	TP	A	TO	Blk	Stl	Min
		FG-FGA	FG-FGA	FT-FTA	FT-FTA	Off	Def	Tot							
13	Iwin Ellis	f	1-1	0-0	0-1	1	0	1	0	2	0	1	0	0	11
00	Chancellor Ellis	g	1-5	0-2	0-0	0	0	0	0	2	0	1	0	0	13
01	Taishawn Johnson	g	0-3	0-2	1-2	0	2	2	2	1	1	2	0	0	17
03	Gary Blackston	g	7-15	3-5	5-11	2	5	7	1	22	1	1	1	1	30
15	Gerard Andrus	g	1-4	0-0	0-0	0	2	2	3	2	0	1	0	0	17
02	Darius Williams	g	1-8	0-3	2-2	0	1	1	3	4	1	0	0	0	21
04	Antione Lister	g	5-7	0-0	6-6	2	2	4	0	16	0	1	0	0	24
10	Tyler Singleton	g	0-0	0-0	0-0	1	1	2	1	0	0	0	0	0	11
11	Dennis Jones	g	0-4	0-2	0-2	0	1	1	2	0	0	3	0	0	22
12	Elijah Holifield	g	0-1	0-1	0-0	0	0	0	0	0	0	0	0	0	4
14	Leon Sneed	g	0-1	0-0	1-2	0	0	0	0	1	0	0	0	0	4
21	Falke Williams	g	0-1	0-0	0-0	0	0	0	1	0	0	0	0	0	8
23	Devonte Patterson	g	3-5	0-0	8-11	1	3	4	14	1	0	0	0	0	18
Team						3	0	3							
Totals			19-55	3-15	23-37	10	17	27	17	64	4	10	1	1	200

FG % 1st Half: 7-26 26.9% 2nd half: 12-29 41.4% Game: 19-55 34.5% Deadball Rebounds 6  
3FG % 1st Half: 0-7 0.0% 2nd half: 3-8 37.5% Game: 3-15 20.0%  
FT % 1st Half: 7-16 43.8% 2nd half: 16-21 76.2% Game: 23-37 62.2%

### Seattle U 102 • 11-3

#	Player		Total		3-Ptr		Rebounds			PF	TP	A	TO	Blk	Stl	Min
			FG-FGA	FG-FGA	FT-FTA	Off	Def	Tot								
01	Carter, Myles	f	9-10	0-0	4-6	3	6	9	5	22	0	2	0	0	0	29
05	Kavas, Matej	g	7-9	4-5	0-0	0	9	9	2	18	4	1	0	0	0	29
13	Means, Morgan	g	8-13	4-7	2-2	0	4	4	22	4	1	0	2	0	0	32
23	Brown, Terrell	g	2-2	0-0	4-4	1	2	3	1	8	5	3	0	0	0	17
24	Jones, Delante	g	1-4	1-3	4-4	0	2	2	3	7	2	1	0	0	0	19
02	Burke, Ian		0-1	0-1	0-0	0	2	2	1	0	0	0	0	0	0	6
10	Nettles, Aaron		2-2	1-1	0-0	0	1	1	0	5	1	2	0	2	0	14
11	Economou, Rip		3-7	3-6	0-0	1	0	1	2	9	0	1	0	0	0	10
12	Da Campo, Mattia		0-3	0-0	0-0	1	1	2	0	0	2	0	0	0	0	12
14	Vall, Matt		0-0	0-0	0-0	0	1	1	0	0	0	0	1	0	0	4
15	Hopkins, Trey		1-5	0-2	0-0	0	0	0	2	2	0	1	0	0	0	10
16	Hughland, Anand		0-2	0-1	0-0	1	0	1	0	1	0	1	0	0	0	7
35	Grubis, Riley		2-2	0-0	3-3	2	1	3	3	7	0	1	0	2	0	10
41	Wall, Joe		1-2	0-1	0-0	1	0	1	0	2	0	0	0	0	0	3
	Team					0	2	2								
	Totals		36-62	13-27	17-19	10	31	41	25	102	19	13	3	4	0	200
FG 1st Half: 17-28 60.7%    2nd half: 19-34 55.9%    Game: 36-62 58.1%																
3FG 1st Half: 5-11 45.5%    2nd half: 8-16 50.0%    Game: 13-27 48.1%																
FT 1st Half: 12-14 85.7%    2nd half: 5-5 100.0%    Game: 17-19 89.5%																
																Deadball Rebounds 1.



Official Basketball Box Score -- Game Totals -- Final Statistics  
**Seattle U vs Utah Valley**  
**01/12/19 7:00 pm at Seattle, WA (UCCU Center)**

**Seattle U 78 • 12-6**

		Total		3-Ptr		Rebounds														
#	Player		F-G	FGA	FT-FTA	Off	Def	Tot	PF	TP	A	TO	Blk	Stl	Min					
01	Carter, Myles	r	3-11	0-1	10-14	3	7	10	4	16	2	5	3	0	38					
13	Means, Morgan	g	7-17	4-10	2-2	1	1	2	5	20	4	3	0	2	39					
23	Brown, Terrell	g	6-16	1-2	3-4	1	1	2	2	16	4	2	0	4	35					
24	Jones, Delante	g	6-10	3-5	1-2	0	3	3	4	16	1	5	0	1	29					
35	Grisby, Riley	g	1-2	0-0	0-0	1	0	1	5	2	0	0	0	0	14					
02	Burke, Ian		0-0	0-0	0-0	0	0	0	0	0	0	0	0	0	4					
10	Nettles, Aaron		0-1	0-1	0-0	0	0	0	3	0	0	0	0	0	7					
12	Da Campo, Mattia		0-2	0-0	6-6	6	3	9	4	6	1	2	0	1	26					
15	Hopkins, Trey		0-0	0-0	2-2	3	0	3	3	2	0	0	0	0	8					
	Team					2	1	3												
Totals			23-59	8-19	24-30	17	16	33	30	78	12	17	3	8	200					

FG % 1st Half: 16-32 50.0%	2nd half: 7-27 25.9%	Game: 23-59 39.0%	Deadball Rebounds 4
3FG % 1st Half: 7-13 53.8%	2nd half: 1-6 16.7%	Game: 8-19 42.1%	
FT % 1st Half: 11-12 91.7%	2nd half: 13-18 72.2%	Game: 24-30 80.0%	

#	Player		Total		3-PT		Rebounds				PF		A				TO	Blk	Stl	Min
			FG	FGA	FG%	FT	FTA	FT%	Off	Def	Total									
44	Baylee Steele	c	2-4	0-1	2-2	3	1	4	2	6	0	0	0	2	16					
40	Isaiah White	g	3-7	2-2	6-8	3	1	4	3	14	0	1	0	2	31					
02	Jake Toolson	g	8-13	1-4	9-9	0	1	1	2	26	2	3	0	0	37					
10	Benjamin Nakwaasah	g	3-7	1-3	3-6	0	1	1	2	10	2	2	0	2	28					
11	Conner Toolson	g	2-5	2-2	1-2	0	1	1	3	7	0	2	1	2	31					
03	TJ Washington	g	2-5	0-1	9-10	0	1	1	3	13	2	3	0	1	22					
20	Drew Cotton		0-0	0-0	0-0	0	0	0	0	0	0	0	0	1						
25	Wyatt Lowell		0-1	0-1	0-0	0	1	1	3	0	0	3	0	1	10					
55	Richard Harward		4-4	0-0	4-6	2	13	15	4	12	2	0	1	0	24					
	Team					0	1	1												
Totals			24-46	6-14	34-43	8	21	29	22	88	8	15	2	10	200					

FG % 1st Half: 11-24 45.8%	2nd half: 13-22 59.1%	Game: 24-46 52.2%	Deadball Rebounds 7
3FG % 1st Half: 3-9 33.3%	2nd half: 3-5 60.0%	Game: 6-14 42.9%	
FT % 1st Half: 12-15 80.0%	2nd half: 22-28 78.6%	Game: 34-43 79.1%	

Score by periods	1st	2nd	Total		In	Off	2nd	Fast	
				Points	Paint	T/O	Chance	Break	Bench
Seattle U	50	28	<b>78</b>	SU	20	13	25	9	8
Utah Valley	37	51	<b>88</b>	UVU	36	20	11	14	25

Last FG - SU 2nd-03:16, UVU 2nd-02:17.  
Largest lead - SU by 20 1st-09:02, UVU by 10 2nd-00:21.  
SU led for 32:44. UVU led for 06:54. Game was tied for 00:22.

Score tied - 0 times.  
Lead changed - 1 time.

Official Basketball Box Score -- Game Totals -- Final Statistics  
**UTRGV vs Seattle U**  
 01/19/19 7:00 pm at Seattle, WA (Redhawk Center)

**UTRGV 67 • 10-11, 2-3 WAC**

OTRGV 07-10-12, 2-5 WAC

		Total		3-Ptr	Rebounds										
#	Player	FG-FGA	FG-FGA	FT-FTA	Off	Def	Tot	PF	TP	A	TO	Blk	Stl	Min	
03	Terry Winn	f	2-5	0-0	5-8	1	6	7	2	9	1	0	0	1	32
11	Lesley Varner Jr.	f	7-11	0-1	2-3	2	3	5	1	16	1	0	1	1	27
14	Javon Levi	g	2-10	0-2	4-6	1	2	3	1	8	3	3	0	3	29
22	Jordan Jackson	g	2-4	0-1	2-2	0	1	1	4	6	1	1	0	0	10
23	Tyson Smith	g	3-9	2-6	0-2	1	6	7	4	8	5	1	0	1	31
00	Greg Bowie		3-4	2-3	0-2	0	4	4	1	8	0	3	0	1	23
01	Solomon Hainna		1-2	0-0	0-0	0	1	1	3	2	0	2	0	0	16
12	Ndene Gueye		0-0	0-0	0-0	0	0	0	3	0	0	1	0	0	5
15	Uche Dibiamaka		3-3	1-1	0-0	0	0	0	3	7	0	0	0	1	15
20	Johnny Crnogorac		1-2	1-1	0-0	0	3	3	1	3	0	0	1	0	12
	Team					0	0	0							
	Totals		24-50	6-15	13-23	5	26	31	23	67	11	11	2	8	200

FG % 1st Half: 11-24 45.8%	2nd half: 13-26 50.0%	Game: 24-50 48.0%	Deadball Rebounds 5
3FG % 1st Half: 4-10 40.0%	2nd half: 2-5 40.0%	Game: 6-15 40.0%	
FT % 1st Half: 2-2 100.0	2nd half: 11-21 52.4%	Game: 13-23 56.5%	

**Seattle U 62 • 12-8, 0-5 WAC**

#	Player		Total		3-Ptr	Rebounds			PF	TP	A	TO	Blk	Stl	Min
			FG	FGA	FT	FTA	Off	Def							
#1	Carter, Myles	f	9-19	0-0	10-11	5	10	15	3	28	0	3	2	0	40
10	Nettles, Aaron	g	2-6	2-5	0-0	0	0	0	2	6	2	1	0	2	32
13	Means, Morgan	g	0-4	0-1	1-2	1	3	4	3	1	1	3	0	2	29
23	Brown, Terrell	g	7-9	0-1	4-6	1	6	7	5	18	4	5	1	1	40
24	Jones, Delante	g	2-13	0-3	4-4	1	2	3	3	8	1	2	0	0	30
02	Burke, Ian		0-0	0-0	0-0	0	0	0	0	0	0	0	0	0	4
12	Da Campo, Mattia		0-0	0-0	0-0	0	0	0	0	0	0	0	0	0	1
35	Grigsby, Riley		0-1	0-0	1-2	1	3	4	3	1	2	0	1	1	24
41	Wall, Joe		0-0	0-0	0-0	0	0	0	1	0	0	0	0	0	0+
	Team					0	0	0							
Totals			20-52	2-10	20-25	9	24	33	20	62	10	14	4	6	200

FG % 1st Half: 7-23	30.4%	2nd half: 13-29	44.8%	Game: 20-52	38.5%	Deadball Rebounds 2,2
3FG % 1st Half: 0-6	0.0%	2nd half: 2-4	50.0%	Game: 2-10	20.0%	
FT % 1st Half: 14-15	93.3%	2nd half: 6-10	60.0%	Game: 20-25	80.0%	

Score by periods	1st	2nd	Total		In	Off	2nd	Fast	
UTRGV	28	39	<b>67</b>	Points	Paint	T/O	Chance	Break	Bench
Seattle U	28	34	<b>62</b>	UTRGV	22	12	7	4	20
				SU	34	12	9	11	1

Last FG - UTRGV 2nd-00:10, SU 2nd-00:05.  
Largest lead - UTRGV by 9 1st-08:43, SU by 4 1st-15:03.  
UTRGV led for 24:54. SU led for 09:36. Game was tied for 05:30.

Score tied - 7 times.  
Lead changed - 9 times.

2018-19 SEATTLE U MEN'S BASKETBALL GAME NOTES • 32





# 2018-19 BOX SCORES

## Official Basketball Box Score -- Game Totals -- Final Statistics Seattle U vs Chicago State 01/24/19 7:05 p.m. at Jones Convocation Center, Chicago, IL

### Seattle U 75 • 13-8, 1-5 WAC

#	Player		Total		3-Ptr		Rebounds			PF	TP	A	TO	Blk	Stl	Min
			FG-FGA	FG-FGA	FT-FTA	Off	Def	Tot								
01	Carter, Myles	f	5-15	0-0	1-3	1	9	10	3	11	0	4	1	0	30	
25	Hundal, Anand	f	6-9	3-6	2-2	3	5	8	3	17	0	1	2	2	26	
12	Da Campo, Mattia	g	3-4	0-0	1-2	6	3	9	2	7	3	1	0	1	36	
13	Means, Morgan	g	6-12	3-6	1-1	1	3	4	5	16	5	2	1	0	38	
23	Brown, Terrell	g	4-12	1-2	0-0	2	7	9	2	9	4	4	0	1	39	
02	Burke, Ian		4-7	4-6	0-0	0	3	3	1	12	4	2	0	0	29	
14	Vail, Matt		0-0	0-0	0-0	0	0	0	0	0	0	0	0	0	1	
41	Wall, Joe		1-2	1-2	0-0	0	1	1	0	3	0	0	0	0	1	
Team						1	2	3								
Totals				29-61	12-22	5-8	14	33	47	16	75	16	14	4	4	200
FG % 1st Half: 13-30			43.3%	2nd half: 16-31			51.6%	Game: 29-61			47.5%	Deadball				
3FG % 1st Half: 6-11			54.5%	2nd half: 6-11			54.5%	Game: 12-22			54.5%	Rebounds				
FT % 1st Half: 4-5			80.0%	2nd half: 1-3			33.3%	Game: 5-8			62.5%	2,1				

### Chicago State 47 • 3-17, 0-5 WAC

#	Player	Total		3-Ptr	Rebounds			PF	TP	A	TO	Blk	Stl	Min	
		FG-FGA	FG-FGA	FT-FTA	Off	Def	Tot								
13	Jacob, Christian	f	1-7	0-0	2-4	3	2	5	3	4	0	2	0	2	25
21	Bowles, Cameron	f	5-12	0-2	5-7	2	3	5	2	15	0	1	1	0	37
01	Shaw, Rob	g	1-10	0-1	0-0	0	0	0	0	2	0	1	0	2	21
03	Bell, Travon	g	3-5	2-2	0-0	0	4	4	1	8	1	1	0	0	24
10	Harris, Anthony	g	2-9	0-0	2-2	0	2	2	3	6	0	1	0	1	22
02	Strickland, Delshon	g	0-1	0-1	0-0	0	0	0	2	0	0	0	0	1	18
05	Reed, Jordan	g	0-2	0-2	0-0	0	0	0	2	0	1	0	0	0	10
15	Bigirimwami, Noah	g	0-0	0-0	2-2	0	0	0	0	2	0	0	0	0	1
22	Johnson, Michael	g	2-5	0-2	1-1	0	0	0	0	5	1	0	0	1	13
23	Szpir, Patrick	g	0-1	0-0	2-2	1	2	3	1	2	0	1	1	0	13
32	Witherspoon, Eugene	g	1-2	0-1	1-2	2	4	6	0	3	0	1	0	0	16
Team						0	2	2							
Totals			15-54	2-11	15-20	8	19	27	14	47	3	8	2	7	200
FG % 1st Half: 5-28		17.9%	2nd half: 10-26		38.5%	Game: 15-54		27.8%	Deadball						
3FG % 1st Half: 0-5		0.0%	2nd half: 2-6		33.3%	Game: 2-11		18.2%	Rebounds						
FT % 1st Half: 5-8		62.5%	2nd half: 10-12		83.3%	Game: 15-20		75.0%	2						

Officials: Brad Ferrie, Wilson Holland and Mike O'Neill  
Technical fouls: Seattle U-None. Chicago State-None.  
Attendance: 1220

Score by periods	1st	2nd	Total
Seattle U	36	39	75
Chicago State	15	32	47

Last FG - SU 2nd-01:21, CSU 2nd-02:22.  
Largest lead - SU by 33 2nd-06:18, CSU None.  
SU led for 39:35. CSU led for 00:00. Game was tied for 00:25.

Score tied - 0 times.  
Lead changed - 0 times.

## Official Basketball Box Score -- Game Totals -- Final Statistics Seattle U vs UMKC 01/26/19 6:00 pm at Kansas City, MO (SRC)

### Seattle U 54 • 13-9 (1-6 WAC)

#	Player		Total		3-Ptr		Rebounds			PF	TP	A	TO	Blk	Stl	Min.
			FG-FGA	FG-FGA	FT-FTA	Off	Def	Tot								
01	Carter, Myles	f	6-11	1-1	1-2	2	6	8	1	14	1	3	1	0	39	
25	Hundal, Anand	f	1-4	1-3	1-3	0	7	7	4	4	1	0	4	1	30	
12	Da Campo, Mattia	g	1-2	0-1	0-0	2	3	5	3	2	0	2	0	0	36	
13	Means, Morgan	g	3-12	1-4	0-1	2	5	7	5	7	1	3	0	0	37	
23	Brown, Terrell	g	8-17	1-2	5-8	0	5	5	3	22	3	4	0	2	37	
02	Burke, Ian		2-4	1-3	0-0	0	0	0	3	5	1	0	0	0	21	
41	Wall, Joe		0-0	0-0	0-0	0	0	0	1	0	0	0	0	0	0+	
Team						1	1	2								
Totals			21-50	5-14	7-14	7	27	34	20	54	7	14	5	3	200	
FG % 1st Half: 9-26			34.6%	2nd half: 12-24		50.0%	Game: 21-50		42.0%	Deadball						
3FG % 1st Half: 4-12			33.3%	2nd half: 1-2		50.0%	Game: 5-14		35.7%	Rebounds						
FT % 1st Half: 2-4			50.0%	2nd half: 5-10		50.0%	Game: 7-14		50.0%	4						

### UMKC 63 • 8-13 (3-3 WAC)

#	Player	Total		3-Ptr	Rebounds				PF	TP	A	TO	Blk	Stl	Min
		FG-GA	FG-GA	FT-FTA	Off	Def	Tot								
05	Giles, Jordan	f	2-6	0-2	0-0	0	3	3	2	4	0	2	0	0	23
30	Leek, Aleer	f	0-4	0-1	0-0	0	1	1	0	0	0	1	0	0	7
00	Bishop, Xavier	g	8-15	2-4	4-4	1	3	4	3	22	1	2	0	2	38
03	McKissic, Brandon	g	2-4	1-1	5-6	0	4	4	4	10	3	1	0	3	35
33	Nesbitt Jr., Marvin	g	1-3	0-1	0-2	2	5	7	3	2	1	1	0	2	21
02	Whitfield, Rob	g	4-6	2-2	0-0	0	4	4	1	10	3	0	0	0	27
04	Dixon, Danny	g	3-7	1-2	3-5	0	0	0	1	10	0	1	0	0	29
13	Allen, Jamal	g	1-5	1-5	2-2	0	4	4	2	5	0	0	1	0	17
22	Suggs, Brandon	g	0-0	0-0	0-0	0	0	0	0	0	0	0	0	0	3
Team						0	1	1							
Totals			21-50	7-18	14-19	3	25	28	16	63	8	8	1	7	200
FG % 1st Half: 10-26		38.5%	2nd half: 11-24		45.8%	Game: 21-50		42.0%							Deadball
3FG % 1st Half: 6-12		50.0%	2nd half: 1-6		16.7%	Game: 7-18		38.9%							Rebounds
FT % 1st Half: 0-0		0.0%	2nd half: 14-19		73.7%	Game: 14-19		73.7%							4

Officials: Jeff Wooten, Eric Anderson, Scott Tierney  
Technical fouls: Seattle U-None. UMKC-None.  
Attendance: 1220  
FO: SU #13 (1:48)

Score by periods	1st	2nd	Total
Seattle U	24	30	54
UMKC	26	37	63

Last FG - SU 2nd-01:34, UMKC 2nd-02:02.  
Largest lead - SU by 10 2nd-07:32, UMKC by 10 2nd-00:33.  
SU led for 19:22. UMKC led for 15:55. Game was tied for 04:43.

Score tied - 5 times.  
Lead changed - 8 times.

## Official Basketball Box Score -- Game Totals -- Final Statistics California Baptist vs Seattle U 02/02/19 7:00 pm at Seattle, WA (Redhawk Center)

### California Baptist 75 • 11-10, 3-5 WAC

#	Player	Total		3-Ptr	Rebounds			PF	TP	A	TO	Blk	Stl	Min	
		FG-FGA	FG-FGA	FT-FTA	Off	Def	Tot								
24	Mike Henn	f	3-5	1-3	2-2	1	0	1	2	9	1	0	0	1	29
35	Dejon Davis	f	5-11	0-1	2-2	4	7	11	5	12	0	0	0	0	29
00	Milan Acquah	g	5-16	2-6	4-4	1	3	4	2	16	3	1	0	1	36
05	Jeremy Smith	g	2-5	1-3	0-0	0	1	1	0	5	1	1	0	1	21
15	Jordan Heading	g	7-15	3-6	5-5	1	5	6	0	22	1	0	0	1	33
02	Marquise Mosley	g	0-1	0-0	0-0	0	0	0	1	0	0	0	0	0	4
02	Glenn Morison	g	0-1	0-0	0-0	0	1	1	2	0	0	1	0	0	9
25	Ty Rowell	g	3-4	0-0	1-2	1	1	2	1	7	1	0	0	2	27
33	Zach Pirog	g	2-2	0-0	0-0	0	3	3	5	4	0	1	3	1	12
Team						0	0	0							
Totals			27-60	7-19	14-15	8	21	29	18	75	7	4	3	7	200
FG % 1st Half: 13-30		43.3%	2nd half: 14-30		46.7%	Game: 27-60		45.0%	Deadball						
3FG % 1st Half: 4-11		36.4%	2nd half: 3-8		37.5%	Game: 7-19		36.8%	Rebounds						
FT % 1st Half: 3-3		100.0	2nd half: 11-12		91.7%	Game: 14-15		93.3%	2,1						

### Seattle U 64 • 13-10, 1-7 WAC

#	Player	Total		3-Ptr		Rebounds			PF	TP	A	TO	Blk	Stl	Min
		FG-FGA	FG-FGA	FT-FTA	Off	Def	Tot								
01	Carter, Myles	f	5-16	1-1	1-2	1	4	5	1	12	0	2	4	0	38
25	Hundal, Anand		1-3	1-3	0-0	1	4	5	0	3	4	2	1	0	21
2	Du Campo, Mattia	g	4-6	2-2	3-6	6	7	13	2	13	1	1	0	0	38
23	Means, Morgan	g	1-6	1-4	2-3	0	3	3	5	5	2	1	0	1	34
13	Brown, Terrell	g	9-15	2-3	4-5	1	3	4	2	24	0	3	0	0	33
02	Burke, Ian		1-2	1-2	0-0	0	2	2	3	3	2	0	0	0	15
15	Hopkins, Trey		2-7	0-2	0-0	1	0	1	2	4	2	1	0	0	21
	Team					0	0	0							
Totals			23-55	8-17	10-16	10	23	33	15	64	11	10	5	1	200
FG % 1st Half: 13-26		50.0%	2nd half: 10-29		34.5%	Game: 23-55		41.8%	Deadball						
3FG % 1st Half: 6-11		54.5%	2nd half: 2-6		33.3%	Game: 10-17		47.1%	Rebounds						
FT % 1st Half: 3-4		75.0%	2nd half: 7-12		58.3%	Game: 10-16		62.5%	6.1						