



2024 GAME NOTES

SEATTLE U S O C C E R

2024 SCHEDULE

| AUGUST | | TIME (PT) | TV |
|--------|--------------------|-----------|-------|
| 22 | AT SOUTH FLORIDA | 4:00 PM | ESPN+ |
| 25 | AT CENTRAL FLORIDA | 4:00 PM | ESPN+ |

| SEPTEMBER | | TIME (PT) | TV |
|-----------|-----------------|-----------|-------|
| 6 | SAN FRANCISCO | 7:00 PM | ESPN+ |
| 9 | AT WASHINGTON | 7:30 PM | B1G+ |
| 12 | GONZAGA | 7:00 PM | ESPN+ |
| 19 | AT OREGON STATE | 7:00 PM | ESPN+ |
| 22 | AT DENVER | 6:00 PM | SLN |
| 27 | AT CSUN | 7:00 PM | ESPN+ |

| OCTOBER | | TIME (PT) | TV |
|---------|------------------------|-----------|-------|
| 3 | AT UTAH VALLEY* | 6:00 PM | ESPN+ |
| 6 | AT AIR FORCE* | 12:00 PM | ESPN+ |
| 10 | UNLV* | 7:00 PM | ESPN+ |
| 13 | UTAH TECH* | 1:00 PM | ESPN+ |
| 17 | AT SAN DIEGO STATE* | 1:00 PM | WDN |
| 20 | AT CALIFORNIA BAPTIST* | 6:00 PM | ESPN+ |
| 26 | AT SAN JOSE STATE* | 7:00 PM | N/A |
| 31 | UTRGV* | 7:00 PM | ESPN+ |

| November | | TIME (PT) | TV |
|----------|---------------|-----------|-------|
| 3 | GRAND CANYON* | 1:00 PM | ESPN+ |

ALL TIMES LISTED AS PACIFIC

ALL HOME GAMES PLAYED AT CHAMPIONSHIP FIELD

ALL HOME GAMES BROADCASTED ON ESPN+

* - INDICATES WESTERN ATHLETIC CONFERENCE MATCH



Standings as of 10/1

| SCHOOL | WAC | CPCT. | CPTS | OVERALL | PCT. | L10 | STREAK |
|--------------------|-----|-------|------|---------|------|-------|--------|
| Utah Valley | 0-0 | .000 | 0 | 5-2-2 | .667 | 5-2-2 | L2 |
| Seattle U | 0-0 | .000 | 0 | 3-3-2 | .500 | 3-3-2 | W1 |
| Grand Canyon | 0-0 | .000 | 0 | 3-4-2 | .444 | 3-4-2 | L2 |
| San Diego State | 0-0 | .000 | 0 | 3-4-2 | .444 | 3-4-2 | L1 |
| UNLV | 0-0 | .000 | 0 | 3-5 | .375 | 3-5 | L2 |
| California Baptist | 0-0 | .000 | 0 | 1-3-4 | .375 | 1-3-4 | T1 |
| UTRGV | 0-0 | .000 | 0 | 2-4-1 | .357 | 2-4-1 | L3 |
| San José State | 0-0 | .000 | 0 | 1-4-4 | .333 | 1-4-4 | T1 |
| Utah Tech | 0-0 | .000 | 0 | 1-5-2 | .250 | 1-5-2 | L1 |
| Air Force | 0-0 | .000 | 0 | 0-7-1 | .062 | 0-7-1 | L4 |

WEEK AHEAD



Utah Valley Wolverines

| | |
|------------------|---|
| Date/Time | Thursday, Oct. 3, 2024 / 6:00 p.m. PT |
| Location/Stadium | Orem, Utah / Clyde Field |
| Series | Seattle U leads, 8-1-3 |
| Last Meeting | Seattle U 5 2 Utah Valley, Sep. 28, 2023 (Seattle, Wash.) |
| Streak | W +3 |
| Television | ESPN+ |

Air Force Falcons

| | |
|------------------|--|
| Date/Time | Sunday, Oct. 6, 2024 / 12:00 p.m. PT |
| Location/Stadium | USAF, CO. / Cadet Soccer Stadium |
| Series | Seattle U leads, 10-6-2 |
| Last Meeting | Seattle U 2 0 Air Force, Oct. 1, 2023 (Seattle, Wash.) |
| Streak | W +6 |
| Television | ESPN+ |

Live Stats goseattleu.com/sports/msoc/schedule

REDHAWK HEADLINES

- The Redhawks open conference play this week with road matchups at Utah Valley and Air Force.
- Seattle U will look to continue their form in conference play after going unbeaten in WAC play during the regular season in 2023.
- Eiji Hata was named the WAC Defensive Player of the Week after recording two assists in the Redhawks' 4-3 win over CSUN.
- Seattle U has four of the top 12 goal scorers in the WAC through non-conference play, more than any other team. Titus Washington leads the way with four, while Jeremy Opong, Taketo Onodera, and Edgar Leon are right behind him with three.
- Yeider Zuluaga needs just two more assists to move into the program's all-time top 10. He would tie Hal Uderitz (2018-21) and Julian Avila-Good (2016-19) with nine.
- Coach Nate Daligcon needs two more wins to move into a tie for 4th all-time in the program's storied 57-year history. He moved into sole possession of 5th place following the Redhawks season opening win at South Florida.

FOLLOW US ON SOCIAL



@SeattleUMSoccer



@Seattleumsoccer



Seattle U Athletics



@GoSeattleU

#TOGETHERWESOAR

REDHAWK PROGRAM FACTS

UNIVERSITY FACTS

| | |
|--------------------------|---|
| Name: | Seattle University |
| Location: | Seattle, Wash. |
| Founded: | 1891 |
| Enrollment: | 7,500 |
| President: | Eduardo Penalver |
| Athletic Director | Shaney Fink |
| Nickname: | Redhawks |
| Mascot: | Rudy the Redhawk |
| Colors: | Red and White |
| Conference: | Western Athletic Conference (West Coast Conference starting July 1, 2025) |

PROGRAM FACTS

| | |
|---|-------------------------------------|
| First Season: | 1967 |
| All-Time Record: | 518-404-98 |
| All-Time NCAA D-I Postseason Record: | 4-6 (6 Appearances) |
| All-Time Winningest Coach: | Peter Fewing (343-197-50) |
| Field (capacity): | Championship Field (1,000) |
| Sports Information Director: | Russell Brown |
| Email: | Rbrown4@seattleu.edu |

ALL-TIME LEADERS: D-I

| | |
|-------------------------|---|
| Goals: | Noe Meza - 2018-22 (28) |
| Assists: | Sergio Rivas - 2015-18 (27) |
| Points: | Declan McGlynn - 2011-14 (74: 27g, 20a) |
| Goalkeeper Wins: | Akili Kasim - 2018-22 (40) |
| Saves: | Jake Feener - 2010-13 (332) |
| Shutouts: | Shane Haworth - 2011-15 (19) |
| Games Played: | Akili Kasim - 2018-22 (73) |

COACHING HISTORY

| Year(s) | Coach | Record(W-L-T) |
|------------------|---------------|----------------------|
| 1967-76 | Hugh McArdle | 56-40-19 (.570) |
| 1977-78 | Tom Goff | 17-14-3 (.676) |
| 1979-80 | Tom Pearson | 12-12-1 (.500) |
| 1981-85 | Pat Raney | 25-65-3 (.285) |
| 1986 | Roy Sinclair | 1-10-0 (.091) |
| 1987 | Brett Lawler | 3-13-0 (.188) |
| 2006-11 | Brad Agoos | 49-49-9 (.500) |
| 1988-05, 2012-22 | Peter Fewing | 343-197-50 (.624) |
| 2023-Present | Nate Daligcon | 15-7-5 |

ROSTER BREAKDOWN

| | |
|-------------------------------------|-------------|
| Letterwinners Returning/Lost | 21/9 |
| Newcomers | 10 |
| Grads | 5 |
| Seniors | 6 |
| Juniors | 12 |
| Sophomores | 1 |
| Freshman | 8 |

HOME STATE/COUNTRY

| | |
|---------------------|----------|
| California | 5 |
| Montana | 1 |
| Oregon | 2 |
| Pennsylvania | 1 |
| Washington | 9 |
| Canada | 4 |
| Colombia | 1 |
| Germany | 2 |
| Japan | 5 |
| Spain | 1 |

ACTIVE LEADERS

| | |
|-------------------------|---|
| Goals: | Lennard Fock - Grad (8) |
| Assists: | Mo Mohamed - Sr. (9) |
| Points: | Yeider Zuluaga, Jr. (21) |
| Goalkeeper Wins: | Charlie Lanphier - R-Jr. (13) |
| Saves: | Charlie Lanphier - R-Jr. (68) |
| Shutouts: | Charlie Lanphier - R-Jr. (5) |
| Games Played: | Mo Mohamed - Sr. (61) |

CURRENT STAFF

| | |
|---------------------------------------|----------------------------|
| Head Coach | Nate Daligcon |
| Record at SU | (15-7-5), 2nd year) |
| Career Record | (15-7-5, 2nd year) |
| Assistant Coach | Jason Farrell |
| Assistant Coach (Goalkeepers) | Brooks Hopp |
| Assistant Coach | Jason McGlothorn |
| Player Development Coordinator | Vince Volpe |

THE RANKINGS



PRESEASON COACHES' POLL

| Rank | Team(1st-Place Votes) | Points |
|------|------------------------|-----------|
| 1. | Seattle U (6) | 76 |
| 2. | California Baptist (3) | 72 |
| 3. | San Diego State | 58 |
| 4. | San José State | 50 |
| 5. | UNLV | 47 |
| 6. | Grand Canyon | 45 |
| 7. | Utah Valley (1) | 36 |
| 8. | Utah Tech | 33 |
| 9. | UTRGV | 21 |
| 10. | Air Force | 12 |

PRESEASON AWARDS

Preseason Offensive Player of the Year:
Angel Iniguez, Jr., MF, San Jose State

Preseason Defensive Players of the Year:
Reid Fisher, So., D, San Diego State

Preseason Goalkeeper of the Year:
Charlie Lanphier, R-Jr., GK, Seattle U

PRESEASON ALL-WAC

- **GK – Charlie Lanphier, R-Jr., Seattle U**
- **D – Louis Hiepen, Grad, UNLV**
- **D – Reid Fisher, So., San Diego State**
- **D – Jaden Manetta, Sr., Seattle U**
- **D – Tom Dobek-Pietrowski, Grad, Utah Valley**
- **MF – Stavros Charalampous, So., CBU**
- **MF – Angel Iniguez, Jr., San José State**
- **MF – Taketo Onodera, Grad, Seattle U**
- **F – Leo Mendez, Grad, CBU**
- **F – Bright Nutornutsi, Jr., Grand Canyon**
- **F – Austin Brummett, Jr., San Diego State**

WAC PLAYER OF THE WEEK

Eiji Hata - Defensive (Oct. 1)



TOP 25

*Through Games Sep. 29, 2024

| | | |
|----|-------------------------|--------------|
| 1 | Pittsburgh | 8-1-0 |
| 2 | Stanford | 8-1-1 |
| 3 | North Carolina | 6-0-3 |
| 4 | Ohio State | 7-0-2 |
| 5 | Marshall | 7-1-1 |
| 6 | Denver | 5-0-4 |
| 7 | West Virginia | 5-0-3 |
| 8 | Wisconsin | 6-1-1 |
| 9 | Charlotte | 6-0-2 |
| 10 | James Madison | 5-0-3 |
| 11 | Western Michigan | 6-0-4 |
| 12 | Maryland | 5-1-3 |
| 13 | San Diego | 7-1-2 |
| 14 | Hofstra | 8-1-1 |
| 15 | Seton Hall | 7-1-1 |
| 16 | SMU | 6-1-3 |
| 17 | Elon | 7-1-1 |
| 18 | Duke | 4-2-2 |
| 19 | Virginia Tech | 5-2-1 |
| 20 | George Mason | 8-1-0 |
| 21 | Providence | 6-2-2 |
| 22 | UC Santa Barbara | 6-2-1 |
| 23 | VCU | 4-2-2 |
| 24 | Clemson | 5-2-2 |
| 25 | Penn | 6-1-1 |

Also receiving votes: Georgia Southern (6), South Carolina (5), Bowling Green (4), UMass (4), Missouri State (3), Michigan (3), Notre Dame (1), UConn (1)

OTHER REDHAWK RANKINGS

| | |
|---|------------|
| NCAA Soccer RPI | 59 |
| DI Committee's Top 16 | N/A |
| United Soccer Coaches - Far West | 7 |
| Top Drawer Soccer Top 25 | N/A |

HEAD COACH - NATE DALIGCON



NATE DALIGCON

EXPERIENCE

| | |
|----------------------------------|----------------------------|
| Seattle U | 2nd Season |
| Seattle U Record | 14-7-5 |
| Overall Record (2nd year) | 14-7-5 |
| Postseason Appearances | 1 |
| Alma Mater | Seattle Pacific '95 |

ACCOMPLISHMENTS

10-win seasons
1

NCAA Tournament Appearances
2023

Far West Region Staff of the Year
2023

WAC Coach of the Year
2023

All-Conference Selections
8

After 10 seasons as an assistant coach on the Seattle U staff, Nate Daligcon was named the 10th head coach in program history prior to the 2023 season.

In his first season at the helm, he led the Redhawks to a 12-2-3 regular season that saw the team crowned the Western Athletic Conference Regular Season Champions. Seattle U went undefeated in conference play for the third time in program history and reached a national ranking of 9th, their highest in the Division I era. At the conclusion of the season Daligcon was named the conference's Coach of the Year.

Seattle U led the WAC in points, goals, assists, and goals against average in 2023. James Morris was named the Offensive Player of the Year and Charlie Lanphier was named the inaugural Goal-keeper of the Year. His coaching staff was named the top staff in the Division I Far West Region, as announced by the United Soccer Coaches.

In his time as an assistant coach with the program, coach Daligcon has helped guide the Redhawks to five WAC Tournament Championships and NCAA appearances. He has coached seven MLS Draft Picks, seven conference players of the year, four freshman of the year, and 59 all-conference selections.

Prior to joining the Redhawk coaching staff in 2013, Daligcon was a head coach for several local club teams, most recently serving as head coach of Seattle United B01 Copa and G95 Copa. He led Emerald City FC G93 A to the 2005 Washington State Cup championship, plus guided two other squads to the state cup finals. He has also served as an assistant men's soccer coach at Seattle Pacific since 2009.

Daligcon was a two-time All-American at Seattle Pacific, helping the Falcons win the 1993 Division II national championship and advance to three national semifinal games as a center midfielder. He played in the A-League from 1996 through 2002, winning four league titles (three with the Rochester Rhinos, one with the Seattle Sounders), as well as the 1999 U.S. Open Cup championship as a member of the Rochester Rhinos.

Daligcon received his Bachelor of Arts degree in business administration with a marketing concentration from Seattle Pacific University, plus he holds a USSF "A" coaching license.

OVERALL STATS

2024 Seattle University Men's Soccer
Overall Statistics (as of Sep 27, 2024)

| Record: | | | | | Overall | | | | | Home | | | | | Away | | | | | Neutral | | | | |
|--------------------|---------------|-----|-------|------|-------------------|-------------------------|--------|--------|----|------|------|-------|-------|-------|-------|-----|--------|--|--|---------|--|--|--|--|
| All Games | | | | | 3-3-2 | | | | | 2-1 | | | | | 1-2-2 | | | | | 0-0 | | | | |
| Date | Opponent | W/L | Score | Att. | # | Player | GP | G | A | PTS | SH | SH% | SOG | SOG% | YC-RC | GW | PK-ATT | | | | | | | |
| 08/22/2024 | at South Fla. | W | 4-1 | 624 | 13 | Washington , Titus | 8 | 4 | 2 | 10 | 14 | 0.286 | 9 | 0.643 | 0-0 | 1 | 0-1 | | | | | | | |
| 08/25/2024 | at UCF | T | 1-1 | 613 | 28 | Leon, Edgar | 8 | 3 | 1 | 7 | 14 | 0.214 | 4 | 0.286 | 2-0 | 0 | 0-0 | | | | | | | |
| 09/06/2024 | SAN FRANCISCO | W | 3-2 | 615 | 21 | Onodera, Taketo | 8 | 3 | 0 | 6 | 16 | 0.188 | 7 | 0.438 | 1-0 | 0 | 2-2 | | | | | | | |
| 09/09/2024 | at Washington | L | 1-2 | 252 | 7 | Opong, Jeremy | 8 | 3 | 0 | 6 | 14 | 0.214 | 7 | 0.500 | 0-0 | 1 | 0-0 | | | | | | | |
| 09/12/2024 | GONZAGA | L | 1-2 | 582 | 19 | Fock, Lennard | 7 | 2 | 0 | 4 | 9 | 0.222 | 4 | 0.444 | 1-0 | 1 | 0-0 | | | | | | | |
| 09/19/2024 | at Oregon St. | T | 2-2 | 780 | 22 | Hammond, Luke | 8 | 0 | 3 | 3 | 5 | 0.000 | 2 | 0.400 | 0-0 | 0 | 0-0 | | | | | | | |
| 09/22/2024 | at Denver | L | 1-2 | 622 | 4 | Manetta, Jaden | 8 | 1 | 1 | 3 | 2 | 0.500 | 2 | 1.000 | 2-0 | 0 | 0-0 | | | | | | | |
| 09/27/2024 | CSUN | W | 4-3 | 102 | 16 | Hata, Eiji | 5 | 0 | 2 | 2 | 3 | 0.000 | 2 | 0.667 | 1-0 | 0 | 0-0 | | | | | | | |
| | | | | | 30 | Philibbosian, Andre | 8 | 1 | 0 | 2 | 5 | 0.200 | 1 | 0.200 | 1-0 | 0 | 0-0 | | | | | | | |
| | | | | | 17 | Zuluaga, Yeider | 8 | 0 | 2 | 2 | 7 | 0.000 | 2 | 0.286 | 1-0 | 0 | 0-0 | | | | | | | |
| | | | | | 2 | Lapointe-Guevara, Richy | 8 | 0 | 1 | 1 | 9 | 0.000 | 3 | 0.333 | 2-0 | 0 | 0-0 | | | | | | | |
| | | | | | 23 | Alvarez, Demian | 8 | 0 | 0 | 0 | 2 | 0.000 | 1 | 0.500 | 2-0 | 0 | 0-0 | | | | | | | |
| | | | | | 14 | Finn, Jackson | 1 | 0 | 0 | 0 | 0 | 0.000 | 0 | 0.000 | 0-0 | 0 | 0-0 | | | | | | | |
| | | | | | 15 | Iida, Tai | 4 | 0 | 0 | 0 | 0 | 0.000 | 0 | 0.000 | 1-0 | 0 | 0-0 | | | | | | | |
| | | | | | 25 | Koontz, Christian | 5 | 0 | 0 | 0 | 0 | 0.000 | 0 | 0.000 | 0-0 | 0 | 0-0 | | | | | | | |
| | | | | | 18 | Lanphier, Charlie | 8 | 0 | 0 | 0 | 0 | 0.000 | 0 | 0.000 | 1-0 | 0 | 0-0 | | | | | | | |
| | | | | | 6 | Mohamed, Mo | 7 | 0 | 0 | 0 | 1 | 0.000 | 0 | 0.000 | 2-1 | 0 | 0-0 | | | | | | | |
| | | | | | 5 | Mungomba, Davis | 3 | 0 | 0 | 0 | 0 | 0.000 | 0 | 0.000 | 0-0 | 0 | 0-0 | | | | | | | |
| | | | | | 27 | Notzka, Alex | 4 | 0 | 0 | 0 | 1 | 0.000 | 1 | 1.000 | 0-0 | 0 | 0-0 | | | | | | | |
| | | | | | 11 | Stewart, River | 3 | 0 | 0 | 0 | 1 | 0.000 | 0 | 0.000 | 0-0 | 0 | 0-0 | | | | | | | |
| | | | | | 24 | Thorne-Thomsen, Lars | 2 | 0 | 0 | 0 | 0 | 0.000 | 0 | 0.000 | 0-0 | 0 | 0-0 | | | | | | | |
| | | | | | 12 | Toya, Yuta | 3 | 0 | 0 | 0 | 1 | 0.000 | 0 | 0.000 | 0-0 | 0 | 0-0 | | | | | | | |
| | | | | | 10 | Wiskel, Nico | 5 | 0 | 0 | 0 | 1 | 0.000 | 1 | 1.000 | 0-0 | 0 | 0-0 | | | | | | | |
| | | | | | 8 | Yamazaki, Kai | 1 | 0 | 0 | 0 | 0 | 0.000 | 0 | 0.000 | 0-0 | 0 | 0-0 | | | | | | | |
| | | | | | Total | | 8 | 17 | 12 | 46 | 105 | 0.162 | 46 | 0.438 | 17-1 | 3 | 2-3 | | | | | | | |
| | | | | | Opponent | | 8 | 15 | 15 | 45 | 96 | 0.156 | 41 | 0.427 | 16-0 | 3 | 0-0 | | | | | | | |
| | | | | | # | Goalie | GP | MIN | | GA | GAA | SAVE | PCT | W-L-T | | SHO | | | | | | | | |
| | | | | | 18 | Lanphier, Charlie | 8 | 720:00 | | 15 | 1.88 | 25 | 0.625 | 3-3-2 | | 0/0 | | | | | | | | |
| | | | | | Total | | 8 | 720:00 | | 15 | 1.88 | 25 | 0.625 | 3-3-2 | | 0 | | | | | | | | |
| | | | | | Opponents | | 8 | 720:00 | | 17 | 2.13 | 26 | 0.605 | -- | | 0 | | | | | | | | |
| | | | | | Goals by Period | | | | | 1st | | 2nd | | Total | | | | | | | | | | |
| | | | | | Seattle U | | | | | 7 | | 10 | | 17 | | | | | | | | | | |
| | | | | | Opponents | | | | | 6 | | 9 | | 15 | | | | | | | | | | |
| | | | | | Shots by Period | | | | | 1st | | 2nd | | Total | | | | | | | | | | |
| | | | | | Seattle U | | | | | 50 | | 55 | | 105 | | | | | | | | | | |
| | | | | | Opponents | | | | | 42 | | 54 | | 96 | | | | | | | | | | |
| | | | | | Saves by Period | | | | | 1st | | 2nd | | Total | | | | | | | | | | |
| | | | | | Seattle U | | | | | 11 | | 16 | | 27 | | | | | | | | | | |
| | | | | | Opponents | | | | | 15 | | 14 | | 29 | | | | | | | | | | |
| | | | | | Corners by Period | | | | | 1st | | 2nd | | Total | | | | | | | | | | |
| | | | | | Seattle U | | | | | 19 | | 19 | | 38 | | | | | | | | | | |
| | | | | | Opponents | | | | | 24 | | 24 | | 48 | | | | | | | | | | |
| | | | | | Fouls by Period | | | | | 1st | | 2nd | | Total | | | | | | | | | | |
| | | | | | Seattle U | | | | | 48 | | 59 | | 107 | | | | | | | | | | |
| | | | | | Opponents | | | | | 28 | | 41 | | 69 | | | | | | | | | | |
| Team Statistics | | | | | SU | | OPP | | | | | | | | | | | | | | | | | |
| SHOT STATISTICS | | | | | | | | | | | | | | | | | | | | | | | | |
| Goals-Shot Att. | | | | | 17-105 | | 15-96 | | | | | | | | | | | | | | | | | |
| Goals Per Game | | | | | 2.13 | | 1.88 | | | | | | | | | | | | | | | | | |
| Shot Pct. | | | | | 0.162 | | 0.156 | | | | | | | | | | | | | | | | | |
| Shots on Goal-Att. | | | | | 46-105 | | 41-96 | | | | | | | | | | | | | | | | | |
| SOG Pct. | | | | | 0.438 | | 0.427 | | | | | | | | | | | | | | | | | |
| Shots/Game | | | | | 13.1 | | 12.0 | | | | | | | | | | | | | | | | | |
| CORNER KICKS | | | | | 38 | | 48 | | | | | | | | | | | | | | | | | |
| PENALTY KICKS | | | | | 2-3 | | 0-0 | | | | | | | | | | | | | | | | | |
| PENALTIES | | | | | | | | | | | | | | | | | | | | | | | | |
| Yellow Cards | | | | | 17 | | 16 | | | | | | | | | | | | | | | | | |
| Red Cards | | | | | 1 | | 0 | | | | | | | | | | | | | | | | | |
| ATTENDANCE | | | | | | | | | | | | | | | | | | | | | | | | |
| Total | | | | | 2,223 | | 5,168 | | | | | | | | | | | | | | | | | |
| Dates-Avg Per Date | | | | | 3/741 | | 5/1033 | | | | | | | | | | | | | | | | | |
| Neutral Site #-Avg | | | | | 0/ | | | | | | | | | | | | | | | | | | | |

INDIVIDUAL CAREER STATS



Seattle U Men's Soccer Individual Career Summaries All games

Page 1/13
as of Oct 01, 2024

ALVAREZ, Demian

| SEASON | TEAM | GP-GS | Min. | G | A | Pts | Shot | Shot% | SOG | SOG% | GW | PK-Att |
|--------------|------|----------------|----------------|----------|----------|----------|-----------|-------------|----------|-------------|----------|--------------|
| 2023-24 | SU | 19 - 19 | 1752:46 | 1 | 0 | 2 | 8 | .125 | 3 | .375 | 0 | 0 - 0 |
| 2024-25 | SU | 8 - 8 | 720:00 | 0 | 0 | 0 | 2 | .000 | 1 | .500 | 0 | 0 - 0 |
| TOTAL | | 27 - 27 | 2472:46 | 1 | 0 | 2 | 10 | .100 | 4 | .400 | 0 | 0 - 0 |

Single Game Highs

| Statistic | Value | |
|-----------|-------|--|
| Points | 2 | vs Washington 09/21/23 |
| Goals | 1 | vs Washington 09/21/23 |
| Shots | 2 | at Gonzaga 09/10/23, vs Washington 09/21/23, vs Gonzaga 09/12/24 |

FINN, Jackson

| SEASON | TEAM | GP-GS | Min. | G | A | Pts | Shot | Shot% | SOG | SOG% | GW | PK-Att |
|---------------------|------|----------------|----------------|----------|----------|----------|-----------|-------------|----------|--------------|----------|--------------|
| 2022-23 | ALB | 20 - 17 | 1161:40 | 1 | 2 | 4 | 11 | .091 | 4 | .364 | 1 | 0 - 0 |
| 2023-24 | SU | 13 - 0 | 101:55 | 1 | 0 | 2 | 2 | .500 | 2 | 1.000 | 0 | 0 - 0 |
| 2024-25 | SU | 1 - 0 | 13:27 | 0 | 0 | 0 | 0 | .000 | 0 | .000 | 0 | 0 - 0 |
| TOTAL FOR SU | | 14 - 0 | 115:22 | 1 | 0 | 2 | 2 | .500 | 2 | 1.000 | 0 | 0 - 0 |
| TOTAL | | 34 - 17 | 1277:02 | 2 | 2 | 6 | 13 | .154 | 6 | .462 | 1 | 0 - 0 |

Single Game Highs

| Statistic | Value | |
|-----------|-------|---|
| Points | 2 | at UMBC 09/24/22, at Utah Tech 10/26/23 |
| Goals | 1 | at Utah Tech 10/26/23, at UMBC 09/24/22 |
| Assists | 1 | at NJIT 10/22/22, vs NJIT 11/05/22 |
| Shots | 2 | 4 times |

FOCK, Lennard

| SEASON | TEAM | GP-GS | Min. | G | A | Pts | Shot | Shot% | SOG | SOG% | GW | PK-Att |
|--------------|------|---------------|---------------|----------|----------|-----------|-----------|-------------|-----------|-------------|----------|--------------|
| 2023-24 | SU | 15 - 2 | 463:37 | 6 | 0 | 12 | 15 | .400 | 7 | .467 | 3 | 0 - 0 |
| 2024-25 | SU | 7 - 1 | 207:21 | 2 | 0 | 4 | 9 | .222 | 4 | .444 | 1 | 0 - 0 |
| TOTAL | | 22 - 3 | 670:58 | 8 | 0 | 16 | 24 | .333 | 11 | .458 | 4 | 0 - 0 |

Single Game Highs

| Statistic | Value | |
|-----------|-------|--|
| Points | 4 | at Utah Tech 10/26/23 |
| Goals | 2 | at Utah Tech 10/26/23 |
| Shots | 3 | vs CSUN 09/27/24, vs Gonzaga 09/12/24, vs San Diego 08/24/23 |

INDIVIDUAL CAREER STATS



Seattle U Men's Soccer Individual Career Summaries All games

Page 2/13
as of Oct 01, 2024

HAMMOND, Luke

| SEASON | TEAM | GP-GS | Min. | G | A | Pts | Shot | Shot% | SOG | SOG% | GW | PK-Att |
|--------------|------|----------------|----------------|----------|----------|----------|-----------|-------------|----------|-------------|----------|--------------|
| 2022-23 | SU | 11 - 2 | 432:09 | 0 | 1 | 1 | 8 | .000 | 2 | .250 | 0 | 0 - 0 |
| 2023-24 | SU | 6 - 1 | 157:55 | 1 | 0 | 2 | 2 | .500 | 1 | .500 | 0 | 0 - 0 |
| 2024-25 | SU | 8 - 8 | 589:24 | 0 | 3 | 3 | 5 | .000 | 2 | .400 | 0 | 0 - 0 |
| TOTAL | | 25 - 11 | 1179:28 | 1 | 4 | 6 | 15 | .067 | 5 | .333 | 0 | 0 - 0 |

Single Game Highs

| Statistic | Value | |
|-----------|-------|---|
| Points | 2 | vs San Diego 08/24/23 |
| Goals | 1 | vs San Diego 08/24/23 |
| Assists | 1 | 4 times |
| Shots | 2 | vs Houston Christian 10/02/22, vs California Baptist 10/23/22, at Washington 09/09/24 |

HATA, Eiji

| SEASON | TEAM | GP-GS | Min. | G | A | Pts | Shot | Shot% | SOG | SOG% | GW | PK-Att |
|--------------|------|--------------|---------------|----------|----------|----------|----------|-------------|----------|-------------|----------|--------------|
| 2024-25 | SU | 5 - 0 | 185:12 | 0 | 2 | 2 | 3 | .000 | 2 | .667 | 0 | 0 - 0 |
| TOTAL | | 5 - 0 | 185:12 | 0 | 2 | 2 | 3 | .000 | 2 | .667 | 0 | 0 - 0 |

Single Game Highs

| Statistic | Value | |
|-----------|-------|---------------------------|
| Points | 2 | vs CSUN 09/27/24 |
| Assists | 2 | vs CSUN 09/27/24 |
| Shots | 2 | vs San Francisco 09/06/24 |

IIDA, Tai

| SEASON | TEAM | GP-GS | Min. | G | A | Pts | Shot | Shot% | SOG | SOG% | GW | PK-Att |
|--------------|------|--------------|--------------|----------|----------|----------|----------|-------------|----------|-------------|----------|--------------|
| 2024-25 | SU | 4 - 0 | 71:18 | 0 | 0 | 0 | 0 | .000 | 0 | .000 | 0 | 0 - 0 |
| TOTAL | | 4 - 0 | 71:18 | 0 | 0 | 0 | 0 | .000 | 0 | .000 | 0 | 0 - 0 |

INDIVIDUAL CAREER STATS



Seattle U Men's Soccer Individual Career Summaries All games

Page 3/13
as of Oct 01, 2024

KOONTZ, Christian

| SEASON | TEAM | GP-GS | Min. | G | A | Pts | Shot | Shot% | SOG | SOG% | GW | PK-Att |
|--------------|------|----------------|----------------|----------|----------|----------|----------|-------------|----------|-------------|----------|--------------|
| 2021-22 | SU | 13 - 6 | 700:22 | 0 | 1 | 1 | 1 | .000 | 0 | .000 | 0 | 0 - 0 |
| 2022-23 | SU | 14 - 12 | 979:32 | 1 | 0 | 2 | 5 | .200 | 3 | .600 | 0 | 0 - 0 |
| 2023-24 | SU | 7 - 1 | 125:03 | 0 | 1 | 1 | 0 | .000 | 0 | .000 | 0 | 0 - 0 |
| 2024-25 | SU | 5 - 1 | 156:11 | 0 | 0 | 0 | 0 | .000 | 0 | .000 | 0 | 0 - 0 |
| TOTAL | | 39 - 20 | 1961:08 | 1 | 2 | 4 | 6 | .167 | 3 | .500 | 0 | 0 - 0 |

Single Game Highs

| Statistic | Value | |
|-----------|-------|--|
| Points | 2 | at Air Force 10/30/22 |
| Goals | 1 | at Air Force 10/30/22 |
| Assists | 1 | at Utah Tech 10/26/23, vs Air Force 11/12/21 |
| Shots | 1 | 6 times |

LANPHIER, Charlie

| SEASON | TEAM | GP-GS | Min. | G | A | Pts | Shot | Shot% | SOG | SOG% | GW | PK-Att |
|--------------|------|----------------|----------------|----------|----------|----------|----------|-------------|----------|-------------|----------|--------------|
| 2023-24 | SU | 16 - 16 | 1464:10 | 0 | 0 | 0 | 0 | .000 | 0 | .000 | 0 | 0 - 0 |
| 2024-25 | SU | 8 - 8 | 720:00 | 0 | 0 | 0 | 0 | .000 | 0 | .000 | 0 | 0 - 0 |
| TOTAL | | 24 - 24 | 2184:10 | 0 | 0 | 0 | 0 | .000 | 0 | .000 | 0 | 0 - 0 |

| SEASON | TEAM | GP-GS | Minutes | GA | GAAvg | Saves | Save% | W | L | T | SHO/CBO |
|--------------|------|----------------|----------------|-----------|-------------|-----------|-------------|-----------|----------|----------|------------|
| 2023-24 | SU | 16 - 16 | 1464:10 | 18 | 1.11 | 43 | .705 | 10 | 3 | 2 | 5/0 |
| 2024-25 | SU | 8 - 8 | 720:00 | 15 | 1.88 | 25 | .625 | 3 | 3 | 2 | 0/0 |
| TOTAL | | 24 - 24 | 2184:10 | 33 | 1.36 | 68 | .673 | 13 | 6 | 4 | 5/0 |

Single Game Highs

| Statistic | Value | |
|-----------|-------|---------------------------|
| Saves | 7 | vs San Francisco 09/06/24 |

LAPOINTE-GUEVARA, Richy

| SEASON | TEAM | GP-GS | Min. | G | A | Pts | Shot | Shot% | SOG | SOG% | GW | PK-Att |
|---------------------|------|----------------|----------------|----------|----------|-----------|-----------|-------------|-----------|-------------|----------|--------------|
| 2021-22 | UCA | 7 - 0 | 54:38 | 0 | 0 | 0 | 2 | .000 | 2 | 1.000 | 0 | 0 - 0 |
| 2022-23 | UCA | 16 - 16 | 1425:14 | 5 | 1 | 11 | 15 | .333 | 10 | .667 | 0 | 0 - 0 |
| 2023-24 | SU | 19 - 17 | 1158:46 | 2 | 2 | 6 | 24 | .083 | 9 | .375 | 1 | 0 - 0 |
| 2024-25 | SU | 8 - 8 | 577:15 | 0 | 1 | 1 | 9 | .000 | 3 | .333 | 0 | 0 - 0 |
| TOTAL FOR SU | | 27 - 25 | 1736:01 | 2 | 3 | 7 | 33 | .061 | 12 | .364 | 1 | 0 - 0 |
| TOTAL | | 50 - 41 | 3215:53 | 7 | 4 | 18 | 50 | .140 | 24 | .480 | 1 | 0 - 0 |

Single Game Highs



INDIVIDUAL CAREER STATS



Seattle U Men's Soccer Individual Career Summaries All games

Page 4/13
as of Oct 01, 2024

| Statistic | Value | |
|-----------|-------|------------------------|
| Points | 2 | 7 times |
| Goals | 1 | 7 times |
| Assists | 1 | 4 times |
| Shots | 4 | vs Washington 09/21/23 |

INDIVIDUAL CAREER STATS



Seattle U Men's Soccer Individual Career Summaries All games

Page 5/13
as of Oct 01, 2024

LEON, Edgar

| SEASON | TEAM | GP-GS | Min. | G | A | Pts | Shot | Shot% | SOG | SOG% | GW | PK-Att |
|--------------|------|--------------|---------------|----------|----------|----------|-----------|-------------|----------|-------------|----------|--------------|
| 2024-25 | SU | 8 - 4 | 460:49 | 3 | 1 | 7 | 14 | .214 | 4 | .286 | 0 | 0 - 0 |
| TOTAL | | 8 - 4 | 460:49 | 3 | 1 | 7 | 14 | .214 | 4 | .286 | 0 | 0 - 0 |

Single Game Highs

| Statistic | Value | |
|-----------|-------|--|
| Points | 2 | at UCF 08/25/24, vs Gonzaga 09/12/24, vs CSUN 09/27/24 |
| Goals | 1 | at UCF 08/25/24, vs Gonzaga 09/12/24, vs CSUN 09/27/24 |
| Assists | 1 | at Oregon St. 09/19/24 |
| Shots | 6 | vs Gonzaga 09/12/24 |

MANETTA, Jaden

| SEASON | TEAM | GP-GS | Min. | G | A | Pts | Shot | Shot% | SOG | SOG% | GW | PK-Att |
|--------------|------|----------------|----------------|----------|----------|----------|----------|-------------|----------|-------------|----------|--------------|
| 2021-22 | SU | 4 - 0 | 82:15 | 0 | 0 | 0 | 0 | .000 | 0 | .000 | 0 | 0 - 0 |
| 2022-23 | SU | 12 - 4 | 421:37 | 0 | 0 | 0 | 2 | .000 | 1 | .500 | 0 | 0 - 0 |
| 2023-24 | SU | 19 - 19 | 1759:59 | 2 | 1 | 5 | 4 | .500 | 2 | .500 | 0 | 0 - 0 |
| 2024-25 | SU | 8 - 8 | 720:00 | 1 | 1 | 3 | 2 | .500 | 2 | 1.000 | 0 | 0 - 0 |
| TOTAL | | 43 - 31 | 2983:51 | 3 | 2 | 8 | 8 | .375 | 5 | .625 | 0 | 0 - 0 |

Single Game Highs

| Statistic | Value | |
|-----------|-------|--|
| Points | 4 | at LMU (CA) 09/14/23 |
| Goals | 2 | at LMU (CA) 09/14/23 |
| Assists | 1 | at UNLV 10/29/23, vs CSUN 09/27/24 |
| Shots | 2 | at LMU (CA) 09/14/23, at Washington 09/09/24 |

MCSWAIN, Brady

| SEASON | TEAM | GP-GS | Min. | G | A | Pts | Shot | Shot% | SOG | SOG% | GW | PK-Att |
|---------------------|------|----------------|----------------|----------|----------|----------|----------|-------------|----------|-------------|----------|--------------|
| 2019-20 | CU | 5 - 5 | 470:00 | 0 | 0 | 0 | 0 | .000 | 0 | .000 | 0 | 0 - 0 |
| 2021-22 | CU | 16 - 16 | 1513:33 | 0 | 0 | 0 | 0 | .000 | 0 | .000 | 0 | 0 - 0 |
| 2023-24 | SU | 4 - 3 | 295:49 | 0 | 0 | 0 | 0 | .000 | 0 | .000 | 0 | 0 - 0 |
| TOTAL FOR SU | | 4 - 3 | 295:49 | 0 | 0 | 0 | 0 | .000 | 0 | .000 | 0 | 0 - 0 |
| TOTAL | | 25 - 24 | 2279:22 | 0 | 0 | 0 | 0 | .000 | 0 | .000 | 0 | 0 - 0 |

| SEASON | TEAM | GP-GS | Minutes | GA | GAAvg | Saves | Save% | W | L | T | SHO/CBO |
|---------|------|---------|---------|----|-------|-------|-------|----|---|---|---------|
| 2019-20 | CU | 5 - 5 | 470:00 | 7 | 1.35 | 14 | .667 | 2 | 2 | 1 | 1/0 |
| 2021-22 | CU | 16 - 16 | 1513:33 | 20 | 1.19 | 49 | .710 | 11 | 3 | 2 | 3/0 |
| 2023-24 | SU | 4 - 3 | 295:49 | 5 | 1.53 | 10 | .667 | 2 | 1 | 1 | 0/0 |

INDIVIDUAL CAREER STATS



Seattle U Men's Soccer Individual Career Summaries All games

Page 6/13
as of Oct 01, 2024

| SEASON | TEAM | GP-GS | Minutes | GA | GAAvg | Saves | Save% | W | L | T | SHO/CBO |
|--------------|------|---------|---------|----|-------|-------|-------|----|---|---|---------|
| TOTAL FOR SU | | 4 - 3 | 295:49 | 5 | 1.53 | 10 | .667 | 2 | 1 | 1 | 0/0 |
| TOTAL | | 25 - 24 | 2279:22 | 32 | 1.27 | 73 | .695 | 15 | 6 | 4 | 4/0 |

Single Game Highs

| Statistic | Value | |
|-----------|-------|----------------------------|
| Saves | 7 | vs Saint Joseph's 09/10/21 |

INDIVIDUAL CAREER STATS



Seattle U Men's Soccer Individual Career Summaries All games

Page 7/13
as of Oct 01, 2024

MOHAMED, Mo

| SEASON | TEAM | GP-GS | Min. | G | A | Pts | Shot | Shot% | SOG | SOG% | GW | PK-Att |
|--------------|------|----------------|----------------|----------|----------|-----------|-----------|-------------|----------|-------------|----------|--------------|
| 2021-22 | SU | 19 - 12 | 1066:15 | 0 | 2 | 2 | 4 | .000 | 1 | .250 | 0 | 0 - 0 |
| 2022-23 | SU | 17 - 14 | 1184:46 | 0 | 3 | 3 | 5 | .000 | 0 | .000 | 0 | 0 - 0 |
| 2023-24 | SU | 18 - 9 | 919:51 | 2 | 4 | 8 | 12 | .167 | 4 | .333 | 0 | 0 - 0 |
| 2024-25 | SU | 7 - 7 | 627:06 | 0 | 0 | 0 | 1 | .000 | 0 | .000 | 0 | 0 - 0 |
| TOTAL | | 61 - 42 | 3797:58 | 2 | 9 | 13 | 22 | .091 | 5 | .227 | 0 | 0 - 0 |

Single Game Highs

| Statistic | Value | |
|-----------|-------|--|
| Points | 2 | at UNLV 11/08/23, at Oregon St. 11/16/23 |
| Goals | 1 | at UNLV 11/08/23, at Oregon St. 11/16/23 |
| Assists | 1 | 9 times |
| Shots | 4 | at UNLV 11/08/23 |

MUNGOMBA, Davis

| SEASON | TEAM | GP-GS | Min. | G | A | Pts | Shot | Shot% | SOG | SOG% | GW | PK-Att |
|--------------|------|--------------|--------------|----------|----------|----------|----------|-------------|----------|-------------|----------|--------------|
| 2024-25 | SU | 3 - 0 | 15:43 | 0 | 0 | 0 | 0 | .000 | 0 | .000 | 0 | 0 - 0 |
| TOTAL | | 3 - 0 | 15:43 | 0 | 0 | 0 | 0 | .000 | 0 | .000 | 0 | 0 - 0 |

NOTZKA, Alex

| SEASON | TEAM | GP-GS | Min. | G | A | Pts | Shot | Shot% | SOG | SOG% | GW | PK-Att |
|--------------|------|--------------|--------------|----------|----------|----------|----------|-------------|----------|--------------|----------|--------------|
| 2024-25 | SU | 4 - 0 | 69:20 | 0 | 0 | 0 | 1 | .000 | 1 | 1.000 | 0 | 0 - 0 |
| TOTAL | | 4 - 0 | 69:20 | 0 | 0 | 0 | 1 | .000 | 1 | 1.000 | 0 | 0 - 0 |

Single Game Highs

| Statistic | Value | |
|-----------|-------|------------------------|
| Shots | 1 | at Washington 09/09/24 |

INDIVIDUAL CAREER STATS



Seattle U Men's Soccer Individual Career Summaries All games

Page 8/13
as of Oct 01, 2024

ONODERA, Taketo

| SEASON | TEAM | GP-GS | Min. | G | A | Pts | Shot | Shot% | SOG | SOG% | GW | PK-Att |
|--------------|------|----------------|----------------|----------|----------|-----------|-----------|-------------|-----------|-------------|----------|--------------|
| 2022-23 | SU | 16 - 9 | 861:17 | 0 | 0 | 0 | 8 | .000 | 3 | .375 | 0 | 0 - 0 |
| 2023-24 | SU | 18 - 16 | 1571:29 | 3 | 1 | 7 | 28 | .107 | 10 | .357 | 2 | 0 - 0 |
| 2024-25 | SU | 8 - 8 | 643:22 | 3 | 0 | 6 | 16 | .188 | 7 | .438 | 0 | 2 - 2 |
| TOTAL | | 42 - 33 | 3076:08 | 6 | 1 | 13 | 52 | .115 | 20 | .385 | 2 | 2 - 2 |

Single Game Highs

| Statistic | Value | |
|-----------|-------|-----------------------|
| Points | 2 | 6 times |
| Goals | 1 | 6 times |
| Assists | 1 | at Utah Tech 10/26/23 |
| Shots | 6 | vs CSUN 09/27/24 |

OPONG, Jeremy

| SEASON | TEAM | GP-GS | Min. | G | A | Pts | Shot | Shot% | SOG | SOG% | GW | PK-Att |
|---------------------|------|----------------|----------------|-----------|----------|-----------|-----------|-------------|-----------|-------------|----------|--------------|
| 2020-21 | FDU | 8 - 8 | 688:12 | 1 | 0 | 2 | 15 | .067 | 1 | .067 | 1 | 0 - 0 |
| 2021-22 | FDU | 17 - 13 | 1094:56 | 5 | 1 | 11 | 27 | .185 | 17 | .630 | 1 | 0 - 0 |
| 2022-23 | SU | 6 - 2 | 177:01 | 0 | 0 | 0 | 2 | .000 | 1 | .500 | 0 | 0 - 0 |
| 2023-24 | SU | 18 - 13 | 950:47 | 3 | 3 | 9 | 18 | .167 | 7 | .389 | 1 | 0 - 0 |
| 2024-25 | SU | 8 - 6 | 404:10 | 3 | 0 | 6 | 14 | .214 | 7 | .500 | 1 | 0 - 0 |
| TOTAL FOR SU | | 32 - 21 | 1531:58 | 6 | 3 | 15 | 34 | .176 | 15 | .441 | 2 | 0 - 0 |
| TOTAL | | 57 - 42 | 3315:07 | 12 | 4 | 28 | 76 | .158 | 33 | .434 | 4 | 0 - 0 |

Single Game Highs

| Statistic | Value | |
|-----------|-------|---|
| Points | 4 | at South Fla. 08/22/24 |
| Goals | 2 | at South Fla. 08/22/24 |
| Assists | 1 | 4 times |
| Shots | 5 | vs Penn 09/03/21, vs Merrimack 03/29/21 |

PEDROSA, Marc

| SEASON | TEAM | GP-GS | Min. | G | A | Pts | Shot | Shot% | SOG | SOG% | GW | PK-Att |
|--------------|------|---------------|---------------|----------|----------|----------|----------|-------------|----------|-------------|----------|--------------|
| 2022-23 | SU | 9 - 1 | 235:14 | 1 | 0 | 2 | 3 | .333 | 2 | .667 | 1 | 0 - 0 |
| 2023-24 | SU | 1 - 0 | 08:43 | 0 | 0 | 0 | 0 | .000 | 0 | .000 | 0 | 0 - 0 |
| TOTAL | | 10 - 1 | 243:57 | 1 | 0 | 2 | 3 | .333 | 2 | .667 | 1 | 0 - 0 |

Single Game Highs

| Statistic | Value | |
|-----------|-------|------------------|
| Points | 2 | at UNLV 10/16/22 |



INDIVIDUAL CAREER STATS



Seattle U Men's Soccer Individual Career Summaries All games

Page 9/13
as of Oct 01, 2024

| Statistic | Value | |
|-----------|-------|------------------|
| Goals | 1 | at UNLV 10/16/22 |
| Shots | 2 | at UNLV 10/16/22 |

INDIVIDUAL CAREER STATS



Seattle U Men's Soccer Individual Career Summaries All games

Page 10/13
as of Oct 01, 2024

PHILIBBOSIAN, Andre

| SEASON | TEAM | GP-GS | Min. | G | A | Pts | Shot | Shot% | SOG | SOG% | GW | PK-Att |
|--------------|------|--------------|---------------|----------|----------|----------|----------|-------------|----------|-------------|----------|--------------|
| 2024-25 | SU | 8 - 7 | 486:35 | 1 | 0 | 2 | 5 | .200 | 1 | .200 | 0 | 0 - 0 |
| TOTAL | | 8 - 7 | 486:35 | 1 | 0 | 2 | 5 | .200 | 1 | .200 | 0 | 0 - 0 |

Single Game Highs

| Statistic | Value | |
|-----------|-------|--|
| Points | 2 | vs CSUN 09/27/24 |
| Goals | 1 | vs CSUN 09/27/24 |
| Shots | 2 | vs CSUN 09/27/24, at Washington 09/09/24 |

STEWART, River

| SEASON | TEAM | GP-GS | Min. | G | A | Pts | Shot | Shot% | SOG | SOG% | GW | PK-Att |
|--------------|------|--------------|--------------|----------|----------|----------|----------|-------------|----------|-------------|----------|--------------|
| 2024-25 | SU | 3 - 0 | 43:31 | 0 | 0 | 0 | 1 | .000 | 0 | .000 | 0 | 0 - 0 |
| TOTAL | | 3 - 0 | 43:31 | 0 | 0 | 0 | 1 | .000 | 0 | .000 | 0 | 0 - 0 |

Single Game Highs

| Statistic | Value | |
|-----------|-------|---------------------|
| Shots | 1 | vs Gonzaga 09/12/24 |

THORNE-THOMSEN, Lars

| SEASON | TEAM | GP-GS | Min. | G | A | Pts | Shot | Shot% | SOG | SOG% | GW | PK-Att |
|--------------|------|---------------|---------------|----------|----------|----------|----------|-------------|----------|-------------|----------|--------------|
| 2022-23 | SU | 7 - 0 | 154:06 | 0 | 0 | 0 | 3 | .000 | 1 | .333 | 0 | 0 - 0 |
| 2023-24 | SU | 14 - 3 | 319:52 | 0 | 1 | 1 | 3 | .000 | 3 | 1.000 | 0 | 0 - 0 |
| 2024-25 | SU | 2 - 0 | 35:30 | 0 | 0 | 0 | 0 | .000 | 0 | .000 | 0 | 0 - 0 |
| TOTAL | | 23 - 3 | 509:28 | 0 | 1 | 1 | 6 | .000 | 4 | .667 | 0 | 0 - 0 |

Single Game Highs

| Statistic | Value | |
|-----------|-------|-----------------------|
| Points | 1 | at Utah Tech 10/26/23 |
| Assists | 1 | at Utah Tech 10/26/23 |
| Shots | 3 | at Air Force 10/30/22 |

INDIVIDUAL CAREER STATS



Seattle U Men's Soccer Individual Career Summaries All games

Page 11/13
as of Oct 01, 2024

TOYA, Yuta

| SEASON | TEAM | GP-GS | Min. | G | A | Pts | Shot | Shot% | SOG | SOG% | GW | PK-Att |
|---------------------|------|----------------|----------------|----------|----------|----------|-----------|-------------|----------|-------------|----------|--------------|
| 2023-24 | NCSU | 14 - 12 | 990:49 | 1 | 3 | 5 | 17 | .059 | 6 | .353 | 1 | 0 - 0 |
| 2024-25 | SU | 3 - 1 | 92:06 | 0 | 0 | 0 | 1 | .000 | 0 | .000 | 0 | 0 - 0 |
| TOTAL FOR SU | | 3 - 1 | 92:06 | 0 | 0 | 0 | 1 | .000 | 0 | .000 | 0 | 0 - 0 |
| TOTAL | | 17 - 13 | 1082:55 | 1 | 3 | 5 | 18 | .056 | 6 | .333 | 1 | 0 - 0 |

Single Game Highs

| Statistic | Value | |
|-----------|-------|--|
| Points | 3 | vs Howard 09/12/23 |
| Goals | 1 | vs Howard 09/12/23 |
| Assists | 1 | vs Radford 08/25/23, at UCF 09/01/23, vs Howard 09/12/23 |
| Shots | 4 | vs Radford 08/25/23 |

WASHINGTON, Titus

| SEASON | TEAM | GP-GS | Min. | G | A | Pts | Shot | Shot% | SOG | SOG% | GW | PK-Att |
|---------------------|-------|----------------|----------------|----------|----------|-----------|-----------|-------------|-----------|-------------|----------|--------------|
| 2019-20 | SacSt | 18 - 5 | 713:52 | 2 | 1 | 5 | 13 | .154 | 6 | .462 | 1 | 0 - 0 |
| 2021-22 | SacSt | 18 - 16 | 1106:36 | 2 | 4 | 8 | 35 | .057 | 16 | .457 | 2 | 0 - 0 |
| 2023-24 | SacSt | 17 - 6 | 670:53 | 1 | 0 | 2 | 13 | .077 | 3 | .231 | 0 | 0 - 0 |
| 2024-25 | SU | 8 - 7 | 486:17 | 4 | 2 | 10 | 14 | .286 | 9 | .643 | 1 | 0 - 1 |
| TOTAL FOR SU | | 8 - 7 | 486:17 | 4 | 2 | 10 | 14 | .286 | 9 | .643 | 1 | 0 - 1 |
| TOTAL | | 61 - 34 | 2977:38 | 9 | 7 | 25 | 75 | .120 | 34 | .453 | 4 | 0 - 1 |

Single Game Highs

| Statistic | Value | |
|-----------|-------|--|
| Points | 3 | at Oregon St. 09/19/24, at South Fla. 08/22/24 |
| Goals | 1 | 9 times |
| Assists | 1 | 7 times |
| Shots | 6 | at UC Santa Barbara 10/20/21, at CSUN 10/06/21 |

WISKEL, Nico

| SEASON | TEAM | GP-GS | Min. | G | A | Pts | Shot | Shot% | SOG | SOG% | GW | PK-Att |
|--------------|------|---------------|---------------|----------|----------|----------|-----------|-------------|----------|-------------|----------|--------------|
| 2022-23 | SU | 2 - 0 | 69:34 | 0 | 1 | 1 | 0 | .000 | 0 | .000 | 0 | 0 - 0 |
| 2023-24 | SU | 14 - 7 | 785:10 | 1 | 1 | 3 | 13 | .077 | 4 | .308 | 0 | 0 - 0 |
| 2024-25 | SU | 5 - 0 | 98:09 | 0 | 0 | 0 | 1 | .000 | 1 | 1.000 | 0 | 0 - 0 |
| TOTAL | | 21 - 7 | 952:53 | 1 | 2 | 4 | 14 | .071 | 5 | .357 | 0 | 0 - 0 |

Single Game Highs

| Statistic | Value | |
|-----------|-------|-----------------------|
| Points | 2 | vs Air Force 10/01/23 |



INDIVIDUAL CAREER STATS



Seattle U Men's Soccer Individual Career Summaries All games

Page 13/13
as of Oct 01, 2024

YAMAZAKI, Kai

| SEASON | TEAM | GP-GS | Min. | G | A | Pts | Shot | Shot% | SOG | SOG% | GW | PK-Att |
|---------|------|-------|-------|---|---|-----|------|-------|-----|------|----|--------|
| 2024-25 | SU | 1 - 0 | 20:48 | 0 | 0 | 0 | 0 | .000 | 0 | .000 | 0 | 0 - 0 |
| TOTAL | | 1 - 0 | 20:48 | 0 | 0 | 0 | 0 | .000 | 0 | .000 | 0 | 0 - 0 |

ZULUAGA, Yeider

| SEASON | TEAM | GP-GS | Min. | G | A | Pts | Shot | Shot% | SOG | SOG% | GW | PK-Att |
|---------|------|---------|---------|---|---|-----|------|-------|-----|------|----|--------|
| 2022-23 | SU | 11 - 11 | 793:32 | 2 | 1 | 5 | 18 | .111 | 7 | .389 | 0 | 0 - 0 |
| 2023-24 | SU | 19 - 12 | 1027:03 | 5 | 4 | 14 | 25 | .200 | 11 | .440 | 2 | 0 - 0 |
| 2024-25 | SU | 8 - 6 | 473:32 | 0 | 2 | 2 | 7 | .000 | 2 | .286 | 0 | 0 - 0 |
| TOTAL | | 38 - 29 | 2294:08 | 7 | 7 | 21 | 50 | .140 | 20 | .400 | 2 | 0 - 0 |

Single Game Highs

| Statistic | Value | |
|-----------|-------|--|
| Points | 4 | at Utah Tech 10/26/23, vs Utah Valley 09/28/23 |
| Goals | 2 | vs Utah Valley 09/28/23, at Utah Tech 10/26/23 |
| Assists | 1 | 7 times |
| Shots | 4 | at Cal St. Fullerton 08/31/23, vs Utah Valley 09/28/23 |

2024 WORD ROSTER

| NO. | NAME | YR. | POS. | HT. | HOMETOWN/PREVIOUS SCHOOL |
|------------|------------------------|------------|-------------|------------|---|
| 0 | Marshall Herald | R-FR | GK | 6'0 | North Vancouver, BC. / University Hill Secondary |
| 1 | Brady McSwain | GR | GK | 6'3 | Westchester, Pa. / Cornell |
| 2 | Richy Lapointe-Guevara | SR | D | 5'11 | Montreal, QC. / UCA |
| 4 | Jaden Manetta | SR | D | 6'2 | Burnaby, B.C. / University Hill |
| 5 | Davis Mungonmba | R-JR | D | 6'1 | Bergisch Gladbach, Germany / Gymnasium Herkenrath |
| 6 | Mo Mohamed | SR | F | 5'8 | Portland, Ore. / Cleveland HS |
| 7 | Jeremy Opong | SR | F | 5'9 | Brampton, Ontario. / St Edmund Campion |
| 8 | Kai Yamazaki | GR | M | 5'10 | Matsumoto, Japan / Tiffin / Friends |
| 10 | Nico Wiskel | R-SO | F | 5'9 | Sacramento, Calif. / Lake Washington HS |
| 11 | River Stewart | JR | F | 6'2 | Seattle, Wash. / Everett CC |
| 12 | Yuta Toya | JR | M | 5'7 | Maebashi, Japan / North Carolina State |
| 13 | Titus Washington | GR | F | 6'1 | Carlsbad, Calif. / Sacramento |
| 14 | Jackson Finn | JR | F | 6'3 | Woodland, Wash. / University of Albany |
| 15 | Tai Iida | JR | M | 5'5 | Nerima, Japan / Monroe College |
| 16 | Eiji Hata | JR | D | 5'8 | Kamakura, Japan / Phoenix College |
| 17 | Yeider Zuluaga | JR | F | 5'11 | Kent, Wash. / Kent-Meridian |
| 18 | Charlie Lanphier | R-JR | GK | 6'5 | Sammamish, Wash. / Eastlake HS |
| 19 | Lennard Fock | GR | F | 6'2 | Apensen, Germany |
| 20 | Dane Rogers | R-FR | D | 6'4 | Lake Forest Park, Wash. / Shorecrest HS |
| 21 | Taketo Onodera | GR | M | 5'7 | Kawaguchi, Japan / Shohei HS |
| 22 | Luke Hammond | JR | D | 5'6 | Redmond, Wash. / Redmond HS |
| 23 | Demian Alvarez | SR | D | 6'3 | Chico, Calif. / Seattle Pacific |
| 24 | Lars Thorne-Thomsen | JR | F | 5'9 | Missoula, Mont. / Hellgate HS |
| 25 | Christian Koontz | SR | M | 5'10 | Lake Forest Park, Wash. / Shorecrest HS |
| 26 | Enrique Guerrero | R-FR | M | 5'8 | Snohomish, Wash. / Glacier Peak HS |
| 27 | Alex Notzka | FR | F | 5'9 | Seattle, Wash. / Nathan Hale HS |
| 28 | Edgar Leon | FR | M | 5'8 | East Wenatchee, Wash. / Eastmont HS |
| 29 | Bowen Teuber | FR | F | 5'10 | Bend, Ore. / Summit HS |
| 30 | Andre Philibbosian | R-FR | M | 6'0 | San Diego, Calif. / Torrey Pines HS |
| 31 | Marc Pedrosa | R-JR | M | 6'0 | Barcelona, Spain / North Creek HS |
| 45 | Owen Purvis | FR | GK | 6'6 | San Diego, Calif. / Point Loma HS |

COACHING STAFF

Nate Daligcon - Head Coach (2nd season HC, 12th overall)

Jason Farrell – Assistant Coach (2nd season)

Brooks Hopp – Goalkeeper Coach (3rd season)

Vince Volpe – Player Development Coordinator (10th season)

PRONUNCIATION

5 Davis MUNGONMBA (Mun-gom-bā)

15 Tai IIDA (Ē-duh)

16 EIJI Hata (Ay-G)

17 YEIDER ZULUAGA (Yay-dur) (Zoo-lu-aga)

21 Taketo ONODERA (On-a-dare-ah)

27 Alex NOTZKA (Knots-kuh)

29 Bowen TEUBER (Toy-burr)


TV / BROADCAST ROSTER



#0 Marshall Herald
R-FR - GK - Vancouver, B.C.



#1 Brady McSwain
GRAD - GK - Westchester, PA.



#2 Richy Lapointe-Guevara
SR - M - Montreal, QC




#4 Jaden Manetta
SR - D - Burnaby, B.C.



#5 Davis Mungomba
R-JR - D - Cologne, Germany



#6 Mo Mohamed
SR - M - Portland, Ore.



#7 Jeremy Opong
SR - F - Brampton, ON



#8 Kai Yamazaki
GRAD - M - Matsumoto, Japan



#10 Nico Wiskel
R-SO - M - Sacramento, Calif.



#11 River Stewart
JR - F - Seattle, Wash.



#12 Yuta Toya
JR - M - Maebashi, Japan



#13 Titus Washington
GRAD - F - Carlsbad, Calif.




#14 Jackson Finn
JR - F - Woodland, Wash.



#15 Tai Iida
JR - M - Nerima, Japan



#16 Eiji Hata
JR - D - Kamakura, Japan



#17 Yeider Zuluaga
JR - M - Cali, Colombia



#18 Charlie Lanphier
R-JR - GK - Sammamish, Wash.



#19 Lennard Fock
GRAD - F - Aspen, Germany



#20 Dane Rogers
R-FR - D - Lake Forest Park, Wash.



#21 Taketo Onodera
GRAD - M - Kawaguchi, Japan



#22 Luke Hammond
JR - M - Redmond, Wash.



#23 Demian Alvarez
SR - M - Chico, Calif.



#24 Lars Thorne-Thomsen
JR - M - Missoula, Mont.



#25 Christian Koontz
SR - D - Lake Forst Park, Wash.



#26 Enrique Guerrero
R-FR - M - Snohomish, Wash.



#27 Alex Notzka
FR - F - Seattle, Wash.



#28 Edgar Leon
FR - M - East Wenatchee, Wash



#29 Bowen Teuber
FR - F - Bend, Ore.



#30 Andre Philibosian
R-FR - M - San Diego, Calif.



#31 Marc Pedrosa
R-JR - M - Barcelona, Spain




#45 Owen Purvis
FR - GK - San Diego, Calif.



Nate Daligcon
Head Coach



Jason Farrell
Assistant Coach



Brooks Hopp
Assistant Coach



Jason McGlothorn
Assistant Coach



Vince Volpe
Player Development