

2018-19 SEATTLE UNIVERSITY MEN'S BASKETBALL

GAME 28: SU vs. Utah Valley - Feb. 26, 2019

SEATTLE
BASKETBALL

CONTACT: Sarah Finney, Director of Communications • finneysa@seattleu.edu • 206-445-2237 • GoSeattleU.com

2018-19 SCHEDULE

Nov. 6	at Stanford	L, 74-96
NOV. 8	PUGET SOUND	W, 95-67
NOV. 11	BRYANT !	W, 82-59
NOV. 14	WASHINGTON STATE !	W, 78-69
NOV. 18	SOUTHERN UTAH	L, 70-73
NOV. 23	DENVER #	W, 82-63
NOV. 24	FAIRFIELD #	W, 83-80
NOV. 25	LONGWOOD #	W, 70-50
NOV. 28	NORTHWEST #	W, 107-72
DEC. 1	EASTERN WASHINGTON	W, 88-68
DEC. 6	OMAHA ~	W, 90-71
Dec. 9	at Washington	L, 62-70
Dec. 17	at Portland	W, 67-56
DEC. 20	PRAIRIE VIEW A&M	W, 102-64
Dec. 29	at Cal	W, 82-73
Jan. 3	at CSU Bakersfield *	L, 71-83
Jan. 5	at Grand Canyon *	L, 57-71
Jan. 12	at Utah Valley *	L, 78-88
JAN. 17	NEW MEXICO STATE *	L, 60-87
JAN. 19	UTRGV *	L, 62-67
Jan. 24	at Chicago State *	W, 75-47
Jan. 26	at Kansas City *	L, 54-63
FEB. 2	CALIFORNIA BAPTIST *	L, 64-75
FEB. 9	UTAH VALLEY *	POSTPONED
Feb. 14	at UTRGV *	L, 59-44
Feb. 16	at New Mexico State *	L, 53-59
FEB. 21	KANSAS CITY *	W, 69-64
FEB. 23	CHICAGO STATE *	W, 77-57
FEB. 26	UTAH VALLEY *	7:00 PM
Feb. 28	at California Baptist *	7:00 PM
MAR. 7	CSU BAKERSFIELD *	7:00 PM
MAR. 9	GRAND CANYON *	1:00 PM

Mar. 14-16 at WAC Championship (Las Vegas, NV)

HOME GAMES played at the Redhawk Center unless noted

! Game played at accesso ShoWare Center (Kent, Wash.)

Elgin Baylor Classic | ~ Summit League/WAC Challenge

* WAC game | All times listed are Pacific

All dates and times subject to change

206-398-GOSU (4678) | GoSeattleU.com/tix

All games broadcast on KTTH 770 AM



SEATTLE U (15-12, 3-9 WAC)



UTAH VALLEY (19-8, 8-4 WAC)

GAMEDAY ROUND-UP

Seattle University Redhawks (15-12, 3-9 WAC) vs. Utah Valley Wolverines (19-8, 8-4 WAC)

Tuesday, Feb. 26, 2019 • 7:00 PM PT • Redhawk Center • Seattle, Wash.

LISTEN: KTTH 770 AM, mynorthwest.com (Mike Gastineau)

WATCH: WAC Digital Network (wacdigitalnetwork.com)

ON TAP

Seattle University men's basketball (15-12, 3-9 WAC) seeks a third straight win at home with a rare Tuesday contest, hosting Western Athletic Conference opponent Utah Valley (19-8, 8-4 WAC). The game is a rescheduled affair that was originally scheduled for Feb. 9 but postponed due to a winter snow storm that hit the Seattle area. Tip off from the Redhawk Center is set for 7 p.m. The game will stream live on the WAC Digital Network at wacdigitalnetwork.com. Fans can also tune in to KTTH 770 AM in Seattle or at mynorthwest.com.

ABOUT THE SERIES VS UTAH VALLEY

Seattle U and Utah Valley are meeting for the 19th time, with the teams tied 9-9 in the all-time series. The teams have split the home-and-home series during the past two season, each winning on their home court. On Jan. 12 of this season, Utah Valley clinched an 88-78 win over the Redhawks in Orem. The game was a tale of two halves as Seattle U led 50-37 at the half, but struggled to find its mark in the second frame as was outscored 51-28. Morgan Means had 20 points in the game while Myles Carter, Delante Jones and Terrell Brown had 16 apiece. The Redhawks won the first meeting of 2017-18, a 55-54 final on Homecoming at KeyArena on February 3. Aaron Menzies had 15 points, 12 rebounds and a career-high six blocks in the win, while Richaud Gittens hit the go-ahead free throws with 16 ticks on the clock. Utah Valley responded with a 73-47 win on its Senior Day.

LAST TIME OUT

The Redhawks won their second straight at home on Saturday, topping Chicago State, 77-57. Terrell Brown

PROJECTED STARTING LINEUP (based on last game)

POS.	NO.	NAME	YR	HT	PPG	NOTABLE
F	1	Myles Carter	RJr.	6-9	14.2	Leads the WAC with 9 double-doubles
G	13	Morgan Means	Jr.	6-3	13.4	Breakout game with 18 pts vs. Kansas City
G	12	Mattia Da Campo	Jr.	6-5	2.5	8 pts, 10 reb vs. Kansas City
G	23	Terrell Brown	RSo.	6-1	13.0	21 pts vs. Kansas City for third straight 20+ pt game
G/F	35	Riley Grigsby	Fr.	6-6	3.8	Career-high 12 pts vs. Kansas City

RESERVES

G	2	Ian Burke	Fr.	6-5	1.9	Season-high 12 pts on 4 3s at Chicago State
G	5	Matej Kavas	RJr.	6-8	13.3	3 mins of action vs. Kansas City, 1st appearance since Jan. 5
G	10	Aaron Nettles	So.	5-11	3.7	Returned to the lineup at UTRGV after missing three games
G	11	Rip Economou	Fr.	6-8	1.4	9 pts on 3 threes vs PVAMU
F	14	Matt Vail	Fr.	6-5	0.0	Has appeared in 7 games off the bench
G	15	Trey Hopkins	Fr.	6-4	2.4	Made his second career start vs NMSU
G	24	Delante Jones	RJr.	6-5	12.2	3 mins of action vs. Kansas City, 1st appearance since Jan. 19
F	25	Anand Hundal	Jr.	6-10	2.9	5 mins off the bench vs. Kansas City
F	41	Joe Wall	Fr.	6-7	1.1	Went 1-2 from 3 in 1 minute of action at NMSU

**UNIVERSITY INFORMATION**

Location: Seattle, Wash.
 Founded: 1891
 Chartered: 1898
 Enrollment: 4,780 (undergrad)
 Nickname: Redhawks
 Colors: Red and White
 Affiliation: NCAA Division I
 Conference: Western Athletic Conference
 Home Facility (capacity): Redhawk Center (999)
 President: Fr. Stephen Sundborg, S.J.
 Director of Athletics: Shaney Fink
 Athletic Ticket Office: 206-398-GOSU (4678)

MEN'S BASKETBALL COACHING STAFF

Head Coach: Jim Hayford (Second season)
 Alma Mater: (Azusa Pacific '89)
 Record at Seattle: 34-26 (One+ season)
 Career Record: 394-201 (19+ seasons)
 Associate Head Coach: Chris Victor (Second season)
 Alma Mater: Concordia '04
 Assistant Coach: Nick Robinson (Second season)
 Alma Mater: Stanford '04
 Assistant Coach: Sam Kirby (First season)
 Alma Mater: Seattle U '08
 Director of Operations: Mike Odland (First season)
 Alma Mater: Whitworth '10
 Director of Player Dev.: Patrick Mulligan (Second season)
 Alma Mater: Gonzaga

TEAM FACTS

2017-18 Record: 20-14
 2017-18 WAC Record/Finish: 8-6/4th
 Letterwinners Returning/Lost: 4/8
 Starters Returning/Lost: 1/4
 Redshirts: 3
 Newcomers: 9
 2017-18 Postseason Result: CBI First Round

ATHLETIC COMMUNICATIONS

Director of Communications/MBB Contact: Sarah Finney
 O: (206) 296-5915 | C: (206) 445-2237
 Email: finneysa@seattleu.edu
 Asst. Director of Communications: Brian Vail
 O: (206) 296-2490
 Email: vailbr@seattleu.edu
 Athletic Website: www.GoSeattleU.com
 Radio (Talent): KTTH 770 AM (Gary Hill, Jr.)
 Mailing Address:
 Seattle University, 901 12th Ave.,
 PO Box 222000, Seattle, WA 98122

dropped 20 points with four rebounds and four assists, Morgan Means put up 12 of his own with five assists and Mattia Da Campo and Delante Jones each chipped in 10. Following a back-and-forth first half that saw the Redhawks eventually take a 33-27 lead into the break, Seattle U opened things up in the second half. A 26-15 advantage on the boards, including 13 offensive rebounds for 15 second-chance points helped the Redhawks pull away. A 7-0 spurt midway through the frame helped Seattle U open up a 14-point, 51-37 advantage with 9:13 to play. After a Delshon Strickland jumper made it 55-43 Redhawks, the home team reeled off a 22-6 run that put the game away. Aggressive defensive pressure from the visitors worked in Seattle U's favor as the Redhawks went 12-13 from the free-throw line in the second half and 13-16 on the day. SU has shot 80 percent from the charity stripe the past two games. Chicago State took advantage of Redhawk turnovers and incomplete play execution to jump out to a 10-4 lead five minutes into the first half. The Cougars utilized sharp mid-range shooting to bypass the size of Myles Carter and Da Campo in the post. Seattle U gained its first lead of the night through Matej Kavas. Kavas, who had been sidelined most of the WAC campaign due to injury, nailed back-to-back triples to make it a 20-16 Redhawk advantage at the 9:22 mark in the first half. On the opposite side of the court, the visitors had no answer for the physicality of Carter and Da Campo under the hoop. Da Campo went on a personal 4-0 spurt to open the scoring for the Redhawks while Carter added six of his own, going 3-5 from the field for his efforts and keeping SU in the game. The Redhawks got hot in the mid-range as well, with Riley Grigsby and Brown muscling their way to the rack, combining for 17 points off 72 percent paired shooting in the first. A personal 8-0 run by Brown aided in closing out the half for SU. With the Redhawk offense coming from the hands of Brown, the redshirt sophomore used his speed off the dribble to create separation from his man and get open shots. The home side held a 33-27 advantage at the halftime break. SU tallied 15 offensive boards on the day compared to the Cougars' eight. The Redhawks used their rebounds with purpose, finishing with 18 second-chance points.

2018-19 NUMERICAL ROSTER

NO.	NAME	POS	HT	WT	YR/EXP	HOMETOWN/PREVIOUS SCHOOL
1	Myles Carter	F	6-9	230	RJr./TR	Chicago, Ill./St. Rita's of Cascia HS/Seton Hall
2	Ian Burke	G	6-5	180	Fr./HS	Phoenix, Ariz./Brophy Prep
5	Matej Kavas	G	6-8	200	RJr./2V	Ljubljana, Slovenia/Gimnazija Beograd HS
10	Aaron Nettles	G	5-11	175	So./IV	Seattle, Wash./Seattle Prep
11	Rip Economou	G	6-8	180	Fr./HS	Santa Monica, Calif./Santa Monica HS
12	Mattia Da Campo	G	6-5	210	Jr./2V	Venice, Italy/Stella Azura Academy
13	Morgan Means	G	6-3	175	Jr./2V	Compton, Calif./Redondo Union HS
14	Matt Vail	F	6-5	190	Fr./HS	Stanwood, Wash./Stanwood HS
15	Trey Hopkins	G	6-4	163	Fr./HS	Midwest City, Okla./Carl Albert HS
23	Terrell Brown	G	6-1	175	RSo./TR	Seattle, Wash./Garfield HS/Shoreline CC
24	Delante Jones	G	6-5	195	RJr./TR	Chantilly, Va./Virginia Episcopal/American
25	Anand Hundal	F	6-10	230	Jr./TR	Manteca, Calif./Manteca HS/Las Positas College
35	Riley Grigsby	G/F	6-6	220	Fr./HS	San Jose, Calif./Archbishop Mitty HS
41	Joe Wall	F	6-7	215	Fr./HS	Portland, Ore./Jesuit HS

COACHING STAFF

Head Coach: Jim Hayford (Azusa Pacific '89) – Second season
 Associate Head Coach: Chris Victor (Concordia Irvine '04) – Second season
 Assistant Coach: Nick Robinson (Stanford '04) – Second season
 Assistant Coach: Sam Kirby (Seattle U '08) – First season
 Director of Operations: Mike Odland (Whitworth '10) – First season
 Director of Player Development: Patrick Mulligan (Gonzaga) – Second season

PRONUNCIATION GUIDE

#5 Matej Kavas: MAH-tey KAH-vahs
 #10 Rip Economou: Ee-con-oh-moe
 #12 Mattia Da Campo: Mat-EE-AH DAH-Camp-oh
 #23 Terrell Brown: Teh-REHL
 #25 Anand Hundal: Ah-nand Hun-dahl



INSIDE THE NUMBERS

2018-19 Record	15-12
Non-Conference	12-3
WAC	3-9
Home	12-4
Away	3-8
Neutral	0-0
In overtime	0-0

Current Streak	W2
Last win	2/23/19 vs. Chicago State (77-57)
Last loss	2/16/19 at NM State (53-59)
Current Home Streak	W2
Last win	2/23/19 vs. Chicago State (77-57)
Last loss	2/2/19 vs. California Baptist (75-64)
Current Road Streak	L3
Last win	1/24/19 at Chicago State (75-47)
Last loss	2/16/19 at NM State (53-59)
Current Neutral Streak	L1
Last win	3/8/18 vs. UTRGV (77-60)
Last loss	3/9/18 vs. NM State (79-84)

Records When...

November	7-2
December	5-1
January	1-6
February	2-3
March	0-0

Monday	1-0
Tuesday	0-1
Wednesday	1-0
Thursday	5-3
Friday	1-0
Saturday	4-6
Sunday	3-2

Leading at halftime	14-3
Trailing at halftime	1-8
Tied at halftime	0-1

Scoring less than 60	0-4
Scoring between 60-69	2-4
Scoring between 70-79	4-4
Scoring between 80-89	5-0
Scoring 90 or more	4-0

Allowing less than 60	5-2
Allowing between 60-69	6-2
Allowing between 70-79	3-4
Allowing between 80-89	1-3
Allowing 90 or more	0-1

Shooting below 30%	0-0
Shooting between 30-39.9%	1-7
Shooting between 40-44.9%	3-5
Shooting between 45-49.9%	4-0
Shooting between 50-54.9%	5-0
Shooting 55% or above	2-0

Opponent shooting below 30%	3-0
Opponent shooting between 30-39.9%	9-2
Opponent shooting between 40-44.9%	3-2
Opponent shooting between 45-49.9%	0-4
Opponent shooting between 50-54.9%	0-4
Opponent shooting 55% or above	0-0

More or same rebounds than opponent	14-5
Fewer rebounds than opponent	1-7

Game decided by 1-5 Points	2-1
Game decided by 6-10 Points	2-5
Game decided by 11-15 Points	1-4
Game decided by 16-20 Points	5-0
Game decided by 21+ Points	5-2

SU has 0 players in double figures	0-0
SU has 1 players in double figures	0-2
SU has 2 players in double figures	1-3
SU has 3 players in double figures	4-4
SU has 4 players in double figures	9-3
SU has 5+ players in double figures	1-0

Wearing Black Jerseys	3-5
Wearing Grey Jerseys	1-0
Wearing Red Jerseys	1-3
Wearing White Jerseys	10-4

BROWN EARNS FIRST CAREER WAC HONOR

Terrell Brown has been named WAC Player of the Week for the week of Feb. 18-24. This is his first-ever WAC Player of the Week honor. The Seattle native averaged 20.5 points 6.0 rebounds, 3.5 assists and 2.0 steals per game to lead Seattle U to a 2-0 record last week. Brown, who has scored 20 or more points in five of the Redhawks' last six games, poured in a game-high 21 points to go along with eight rebounds, three assists and two steals in a 69-64 win over Kansas City last Thursday. Two days later, he shot 9-of-13 (69.2 percent) from the field on his way to 20 points to go with four rebounds, four assists and two steals, in a 77-57 win over Chicago State. Brown's performance helped give Seattle U its first back-to-back wins in WAC play this season.

FOUR IN DOUBLE FIGURES

Seattle U had four players score in double figures on Saturday, Feb. 23, marking the second consecutive game that the team has achieved the feat. The back-to-back games were the first since Jan. 24 at Chicago State. The Redhawks are now 10-3 on the season when four or more players score in double-figures.

REDHAWK RUNDOWN

- The Redhawks completed the season sweep of Chicago State on Saturday, Feb. 23, beating the Cougars 77-57 in the Redhawk Center.
- The win over the Cougars also gave Seattle U its first back-to-back WAC wins this season.
- Terrell Brown has had 20+ point outings in five of the Redhawks' last six outings. He scored 22 at Kansas City on Jan. 26, followed with a 24-point effort on Feb. 2 versus California Baptist, added a game-high 25 points at New Mexico State on Feb. 16, poured in 21 points on Feb. 21 versus Kansas City, and tallied 20 on Feb. 23 versus Chicago State. Brown's season-high is 26 points, set on Nov. 28 versus Northwest.
- Matej Kavas and Delante Jones returned to the Redhawk lineup on Feb. 21 versus Kansas City after missing eight and five games, respectively. The duo would not score in their limited action against the Roos, but both got their offense going on Feb. 23 against Chicago State. Jones had 10 points in 19 minutes of action and Kavas drained a pair of threes in 12 minutes of action.
- Myles Carter had nine points and 10 rebounds on Feb. 23 against Chicago State, finishing one point shy of his 10th double-double of the season.

**GET THAT OUT!**

Myles Carter has 52 blocks through 27 games, the 46th most among all DI players in games played through Feb. 24. The redshirt junior also ranks 46th nationally at 1.93 blocks per game. He is chasing the Seattle U program record for single-season blocks (79), set just last year by Aaron Menzies.

TOP THREE FROM THREE

Matej Kavas drained a pair of three pointers versus Chicago State on Feb. 23 - his first points since missing eight games due to injury - giving him 41 for the season and 174 for his career. The career mark ranks him third in Seattle U's all-time record book as he now trails only Isaiah Umipig (2013-15, 229 3s) and Aaron Waite (1988-92, 239 3s).

EYING 400

Seattle U Head Coach Jim Hayford entered the 2018-19 season with 380 career victories over the course of his 19-year career. In his 20th season as a head coach, he has led the Redhawks to a 15-12 mark through 27 games, bringing his career wins total to 395. Hayford now needs just five more wins to hit the 400 mark for his career.

MORE NEWS AND NOTES

- Mattia Da Campo had eight points and 10 rebounds on Feb. 21 against Kansas City, finishing just two point shy of his second career double-double.
- The Redhawks beat Kansas City 69-64 on Feb. 21, marking just the first time this season that they won a game after trailing in the first half and being outrebounded.
- Freshman Riley Grigsby scored a career-high 12 points on 4-5 shooting versus Kansas City, besting his previous high of 11.
- Seattle U had an unusual mid-conference, 12-day stretch without a game due to the Redhawks' Feb. 9 meeting with Utah Valley getting postponed due to extreme inclement weather in Seattle. The game was rescheduled for Feb. 26.
- The schedule change means the Redhawks ended up playing seven of their first 10 WAC games on the road, then host five of the final six games of the year at the Redhawk Center.
- Myles Carter tallied 11 points and 10 rebounds on Feb. 24 at Chicago State marking his second straight game with a double-double and his WAC-leading ninth of the season. The nine double-doubles also ranks 46th in the nation.
- Myles Carter has been solid from the free-throw line during WAC play, hitting 73.3 percent from the stripe (44-60) over the 12 games. That mark is well above his season average of 62.1 percent. The big man has

twice drained 10 free throws, including a 10-14 performance on Jan. 12 at Utah Valley and a 10-11 night on Jan. 19 versus UTRGV.

- Seattle U ranks first in the WAC in FG percentage defense (40.6), blocks (3.6 per game), second in 3-pt FG percentage (38.5) in 3-pt FG percentage defense (33.3) and third in scoring defense (68.6 ppg).
- With five players averaging double-figures, four rank in the WAC's top-20 for scoring as Myles Carter is seventh (14.0 ppg), Morgan Means is eighth (14.0 ppg), Terrell Brown is ninth (13.3 ppg) and Delante Jones is 14th (12.0 ppg).
- Brown also ranks third in assists (4.5 per game), sixth in rebounds (6.7 per game) and fourth in assist/turnover ratio (1.9).
- Carter ranks second in rebounds (8.0), sixth in FG% (50.2%) and first in blocks (2.0).
- Means ranks first in minutes played (34.5 per game).
- The Redhawks got a huge monkey off their backs on Jan. 24, downing Chicago State, 75-47, for their first WAC win of the season. The win also snapped a five game-losing streak, the longest a Seattle U team had endured since the 2012-13 season.
- The Jan. 24 win at Chicago State marked the third road win of the season. Three road wins matches the most the Redhawks have tallied during the past five seasons. The last time a Redhawk team had more than three wins on the road was 2013-14 when they tallied five.
- Junior Anand Hundal earned his first start in a Redhawk uniform on Jan. 24 at Chicago State and made the most of the opportunity, finishing with a team-high 17 points on 6-9 shooting, including 3-6 from three. The big man added eight rebounds, two blocks and two steals in a season-high 26 minutes of action.
- Freshman walk-on Ian Burke scored a career-high 12 points on four threes in 29 minutes of action at Chicago State on Jan. 24. The rookie added four assists and three rebounds to round out the night.
- Morgan Means went 16-16 from the free-throw line on Dec. 29 at Cal, matching the Seattle U single-game record held by Carl Ervin in a Dec. 15, 1979 game versus Washington. The junior guard went on to stretching his made free throws streak to 27 straight before missing his first attempt at GCU on Jan. 5 to halt the streak.
- Seattle U went 2-2 in four games against the Pac-12 this season. The Redhawks earned a big 78-69 win over Washington State on Nov. 14 and also topped Cal, 82-73. They dropped a 96-74 decision at Stanford on Nov. 6 and a 70-62 final at Washington on Dec. 9.

- The 78-69 win over WSU on Nov. 14 marked the first win against a Pac-12 member since Mar. 23, 2015 when the Redhawks defeated Colorado, 72-65, at the Redhawk Center in the second round of the CBI.
- Freshman Riley Grigsby turned in his best performance of the season on Dec. 6 against Omaha. The 6-6 forward went 5-6 from the field and 1-2 from the free-throw line for a career-high 11 points. He also added four rebounds and three assists in a season-high 24 minutes.
- Myles Carter and Terrell Brown each collected double-doubles at Portland on Dec. 17, marking the third time this season that multiple players had double-doubles in the same game. Carter and Matej Kavas achieved the feat together against Longwood (Nov. 25), while Carter and Brown combined to each tally a double-double against Northwest (Nov. 28).
- Seattle U had a six-game win streak snapped at Washington on Dec. 9. The six-game streak was the first of such a length since a stretch of five wins from Jan. 23, 2016-Feb. 6, 2016.
- Morgan Means swiped five steals on Dec. 1 against Eastern Washington, marking the first time a Redhawk had achieved the feat since Brendan Westendorf had five steals against UTRGV on Mar. 10, 2016.
- Freshman Trey Hopkins scored a season-high 12 points on Nov. 28 versus Northwest. The Midwest City, Okla., native went a perfect 5-5 from the field, including 2-2 from three, in just 15 minutes of action.
- Myles Carter was named WAC Player of the Week for the week of Nov. 5-11. The Chicago native averaged 18.0 points on 62.9 percent shooting, 8.7 rebounds and 2.3 blocks over three games as Seattle U opened the season 2-1.

BACK-TO-BACK ROAD WINS

The Redhawks tallied back-to-back wins on the road following a 67-56 victory at Portland on Dec. 17 and an 82-73 victory at California on Dec. 29. This marks the first time Seattle U has won two consecutive road games since the 2015-16 season. That year, the Redhawks earned all three of their road victories in succession, winning at Chicago State (Jan. 9), at Utah Valley (Jan. 28) and at Grand Canyon (Jan. 30). Seattle U's best road record in its modern-day DI era is 6-10, set during the 2009-10 season. They also earned five road win in 2013-14. The Redhawks are currently 3-6 on the road in 2018-19 with three remaining road contests to play.

HISTORIC START

Seattle U went 12-3 through the first 15 games of the season, marking the best start to a season in more than 50 years. The last time Seattle U had a better start than 12-3 was 1963-64. They went 13-2 through



15 games before picking up their third loss.

DEJA VU 10TH WIN

The Redhawks improved to 10-3 to start the season for the first time in exactly 50 years with a 67-56 win at University of Portland on Dec. 17 at the Chiles Center in Portland. The Redhawks achieved the feat in déjà vu fashion to their 1968-69 counterparts, as the former Seattle U squad also beat Portland (6-7) for their 10th win of the season. That Seattle U team would improve to 10-3 in their 13th game of the season – a 79-54 win at Portland.

HOME COURT ADVANTAGE

Seattle U has compiled a 231-147 (.610) record in North Court, including a 15-game winning streak that began Nov. 5, 2008 with a perfect 10-0 mark during the 2008-09 season. In 2017-18, the Redhawks went 9-1 at the Redhawk Center and so far in 2018-19, the Redhawks are 10-3.

CARTER EARNS SECOND WAC PLAYER OF THE WEEK HONOR

Junior forward Myles Carter was named WAC Player of the Week for the week of Dec. 24-30. This is his second such honor of the season and of his career. The Chicago native poured in a career-high 26 points to go along with 13 rebounds to lead Seattle U to an 82-73 win at California. Carter, who played all 40 minutes, shot 61 percent from the field as the Redhawks built a 21-4 lead early and withstood a late push by the Golden Bears to earn their second win over a Pac-12 school this season. Carter's double-double was his sixth of the season as he collected his fifth 20+-point game. His 13 rebounds were one shy of his career high.

PRESEASON HONORS

Redshirt junior Matej Kavas, a Ljubljana, Slovenia native, who has been named a preseason All-WAC First Team selection by both the league's nine head coaches and the WAC media. The 6-8 guard was the Redhawks' leading scorer in 2017-18, averaging 15.2 points per game. He also averaged 5.1 rebounds and 1.2 assists, led the team in scoring 11 times and scored 20 points or more nine times. Kavas led the WAC with 91 three-pointers and finished the year ranked eighth in the nation, hitting 46.4 percent from beyond the arc. Kavas was named the WAC Freshman of the Year in 2016-17.

GET YOUR 2018-19 TICKETS!

Single-game tickets for the Redhawks' remaining home slate are still available. For more information and to reserve your seats today, contact the SU

Athletics Ticket office at 206-398-GOSU or visit goseattleu.com/tix.

HOME HEAVY 2018-19 SLATE

The Redhawks play a 19-game home schedule in 2018-19, and host 22 total contests as the schedule includes a three-team, six-game tournament. The Redhawk Center, located on the Seattle U campus, will serve as the primary venue for the 2018-19 season due to the renovation and shutdown of KeyArena, scheduled to take place in 2019 and 2020. Seattle U is excited to partner with the Oak View Group and return to the newly-renovated \$700 million Seattle Center Arena in 2020-21.

"Bringing games back on campus in recent years has reinvigorated the campus community," said Head Coach Jim Hayford. "An engaged campus and excited student body creates a rowdy home-court atmosphere. We are also look forward to returning to a world-class arena in the heart of Seattle as soon as it's completed."

This season, Seattle U will also take advantage of the unique opportunity to engage the greater South Sound community during Veteran's Day weekend and Nov. 14 with two key dates at the accessio ShoWare Center in Kent, Wash.

WAC PRESEASON POLLS

In a vote of the Western Athletic Conference men's basketball head coaches, the Redhawks were picked to finish third during the 2018-19 season. The Redhawks earned 45 points and edged out fourth-place pick, Utah Valley, who earned 43 points in the coaches voting. Reigning WAC champion New Mexico State is the 2018-19 preseason favorite, earning 63 points and seven first-place votes. Grand Canyon followed with 58 points and two first-place votes.

In the simultaneously released WAC media poll, Seattle U was selected to finish fourth (150 points) behind preseason media favorite New Mexico State (214 points), Grand Canyon (180 points) and Utah Valley (162 points).

HAYFORD EARNS CONTRACT EXTENSION

Head Coach Jim Hayford received a contract extension through 2023, Director of Athletics Shaney Fink announced Sept. 12, 2018.

"Coach Hayford has proven to be the right leader for our program as he propelled the team forward in his first year, leading us to the most successful season in recent history," said Fink. "We are excited

to announce the extension of his contract and look forward to the continued development of the program under his guidance."

In his first season at the helm of the program, Hayford revitalized the Redhawks on the court, in the classroom and in the community.

The 2017-18 Redhawks finished 20-14 overall, 16-3 on their home court and 8-6 in Western Athletic Conference play. The win total marked a program high since returning to Division I in 2008-09, and marked the first 20-win DI season since 1963-64 when Seattle U finished 22-6. The 16 home victories was also a modern-day DI record, while the eight WAC wins was the most since joining the league in 2012-13.

"I believe in the vision that the Seattle University leadership has for our men's basketball program," Hayford said. "And I am grateful for their belief in the leadership of my staff and I as we continue to pursue the lofty goals we share for Seattle U basketball."

ALUM RETURNS TO COACHING STAFF

Sam Kirby has returned to his alma mater, joining the Redhawks' coaching staff as an assistant coach. Kirby was a member of the Seattle U squad for the 2005-06 and 2006-07 seasons, the latter year resulting in a 20-9 overall record, a Great Northwest Athletic Conference title and the program's first NCAA Division II Tournament berth in 38 years.

"Having an alum of Seattle U on our staff is a tremendous asset and we're happy to welcome Sam back to campus," said Hayford. "Sam is recognized as one of the up-and-coming assistant coaches on the West Coast and we're excited that he chose to return to Seattle U."

Kirby returns to the Redhawk program following seven seasons of serving as an assistant coach at Cal Poly under Joe Callero, who also served as the head coach at Seattle U from 2001-09. Kirby was involved in floor coaching, game planning and scouting, while also serving as the program's recruiting coordinator during his final three years.

A Sacramento native, Kirby served as a student assistant coach at Seattle U during the 2007-08 campaign while completing a bachelor's degree in liberal studies with a minor in psychology.



Jim Hayford was named Seattle University's men's basketball head coach on Wednesday, Mar. 28, 2017. In his first season at Seattle U, he led the Redhawks to their most successful season in the school's modern-day Division I era.

Inheriting a program that went 13-17 in 2016-17, Hayford led the 2017-18 Redhawks to finish 20-14 overall, 16-3 on their home court and 8-6 in Western Athletic Conference play. The win total marked a program high since returning to Division I in 2008-09, and marked the first 20-win DI season since 1963-64 when Seattle U finished 22-6. The 16 home victories was also a modern-day DI record, while the eight WAC wins was the most since joining the league in 2012-13. The fourth-place finish ties the best finish during the Redhawks six years com-

peting in the WAC. The season culminated in Hayford's 10th national postseason appearance as a head coach as the Redhawks earned a berth in the Collegiate Basketball Invitational (CBI).

Hayford's up-tempo style of play saw the Redhawks set numerous modern-day DI program records including total points (2,589), field goals (881), field goal percentage (44.6), three-point field goals (312), free-throw percentage (73.8), rebounds (1,298) and blocks (123). Three Redhawks earned postseason honors from the WAC, including junior center Aaron Menzies (Second Team All-WAC, All-Defensive Team), sophomore guard Matej Kavaz (Second Team All-WAC) and graduate guard Jordan Hill (All-Newcomer Team). Menzies would set an all-time program record with 79 blocks and a modern-day DI record with 302 rebounds.

Hayford has 19 total seasons as a head coach, amassing an overall record of 380-189 (.668). Prior to Seattle U, he had stints at EWU, Whitworth (NCAA DIII) and Sioux Falls (NAIA). He has coached in 10 national postseason tournaments, including six (2003, 2007, 2008, 2009, 2010, 2011) at NCAA Division III Whitworth, three at EWU (2015, 2016, 2017) and one at Seattle U (2018).

In 2016-17, Hayford completed his sixth season as the head coach at EWU, leading the Eagles to a 22-12 overall record and a 13-5 mark in Big Sky Conference play. In six seasons with Hayford at the helm, the Eagles went to the NCAA Tournament (2015), the CBI Tournament (2016, 2017), earned a Big Sky regular season co-championship (2015) and won the Big Sky Tournament title (2015). Under Hayford, the Eagles had one Big Sky Conference Player of the Year (Jacob Wiles, 2017), two Big Sky Freshmen of the Year, 12 All-Big Sky selections, seven National Association of Basketball (NABC) All-District selections, two Associated Press honorable mention All-Americans and one NBA Draft pick (Tyler Harvey, 2015).

The building process at EWU hit its stride in 2014-15 when Hayford led the Eagles to a 26-9 mark, including a 14-4 Big Sky record. EWU went on to win the Big Sky Conference Tournament and earn a bid to the NCAA Tournament – the first postseason appearance for the program since 2003-04. The team featured Tyler Harvey, who was the nation's leader in scoring (23.1 ppg) and three-pointers made per game (4.0), and went on to be the program's third all-time NBA Draft pick. For his efforts, Hayford was named Big Sky Co-Coach of the Year.

Before taking over at Eastern Washington in March of 2011, Hayford spent 10 seasons building Whitworth University in Spokane, Wash., into a NCAA Division III powerhouse. In his tenure at the helm of the Pirates, Hayford had a record of 217-57 and a winning percentage of .792. He was the Northwest Conference Coach of the Year five times, and twice was honored by the NABC as the West Region Coach of the Year.

Taking over a program that went 25-24 in the two seasons prior (1999-01), Hayford coached the Pirates to eight 20-win seasons, six appearances in the NCAA Division III Tournament (including the last five seasons in a row), five Northwest Conference titles, three NCAA DIII Sweet 16 appearances (2008, 2010, 2011) and one Elite Eight appearance (2011). At the time he left Whitworth, his career winning percentage ranked among the top 10 among all active NCAA Division III coaches.

Prior to Whitworth, Hayford was head coach at the University of Sioux Falls (S.D.), where he compiled a 37-27 record in two seasons. During his inaugural season (1999-2000), he led the Cougars to their first conference playoff appearance in five years. Hayford's Cougars finished the 2000-01 season at 22-12, setting a school record for wins in a season. Prior to Hayford's arrival, USF was 9-17 in 1998-99.

Hayford served as the top assistant coach at Azusa Pacific University (Calif.) from 1990-99, including eight seasons under Bill Odell. APU won seven consecutive Golden State Athletic Conference titles during that time and advanced to the NAIA Division I Final Four in each of his final two seasons there.

Hayford earned his bachelor's degree in social science from Azusa Pacific in 1989. He earned a master's degree in education from Claremont Graduate School in 1991. Hayford and his wife, Robin, have two adult children, daughter, Jayme, and son, Joseph.

COACH HAYFORD'S YEAR-BY-YEAR RESULTS

YEAR	SCHOOL	OVERALL	PCT	CONFERENCE
1999-00	Sioux Falls	15-15	.500	
2000-01	Sioux Falls	22-12	.647	
Totals at Sioux Falls	(2 seasons)	37-27	.578	
2001-02	Whitworth	20-7	.741	12-4/2nd
2002-03 \$	Whitworth	23-4	.851	13-3/1st
2003-04	Whitworth	19-6	.760	12-4/2nd
2004-05	Whitworth	13-11	.542	9-7/4th
2005-06	Whitworth	20-7	.741	13-3/2nd
2006-07 \$	Whitworth	24-4	.857	13-3/1st
2007-08 \$	Whitworth	21-7	.750	12-4/1st
2008-09 \$	Whitworth	23-6	.793	12-4/2nd
2009-10 \$	Whitworth	26-3	.897	16-0/1st
2010-11 \$	Whitworth	28-2	.933	15-1/1st
Totals at Whitworth	(10 seasons)	217-57	.792	
2011-12	Eastern Washington	15-17	.469	8-8/4th
2012-13	Eastern Washington	10-21	.323	7-13/8th
2013-14	Eastern Washington	15-16	.484	10-10/T6th
2014-15 #	Eastern Washington	26-9	.743	14-4/T1st
2015-16 !	Eastern Washington	18-16	.529	10-8/T5th
2016-17 !	Eastern Washington	22-12	.647	13-5/2nd
Totals at EWU	(6 seasons)	106-91	.538	
2017-18 !	Seattle University	20-14	.588	8-6/4th
Totals at SU	(1 season)	20-14	.588	
Total as Head Coach	(19 seasons)	380-189	.668	

\$ - NCAA Division III participant

- NCAA DI Tournament participant, Big Sky Conference Tournament Champions & regular-season co-champions

! - College Basketball Invitational (CBI) Tournament participant



THE LAST TIME SEATTLE UNIVERSITY...

Won at home.....	2/23/19 vs. Chicago State, 77-57
Lost at home.....	2/2/19 vs. California Baptist, 64-75
Won on the road.....	1/19/19 at Chicago State, 75-47
Lost on the road.....	2/16/19 at New Mexico State, 53-59
Won at a neutral site.....	3/8/18 vs. UTRGV (77-60 (Las Vegas)
Lost at a neutral site.....	3/9/18 vs. New Mexico State, 79-84 (Las Vegas)
Won five+ consecutive games.....	six in 2018 (11/23/18-12/6/18)
Won 10+ consecutive games.....	10 in 2008-09 (1/13/09 - 2/27/09)
Won 20+ consecutive games.....	26 in 1953-54
Lost five+ consecutive games.....	5 in 2018-19 (1/3/19 - 1/19/19)
Scored less than 50 points.....	2/14/19 at UTRGV, 44-59
Scored 80-89 points.....	12/29/18 at California, 82-73
Scored 90-99 points.....	12/6/18 vs. Omaha, 90-71
Scored 100+ points.....	12/20/18 vs. Prairie View A&M, 102-64
Won an overtime game.....	2/17/18 vs. New Mexico State, 73-68
Lost an overtime game.....	3/3/18 vs. Central Arkansas, 92-90 (ot)
Defeated a nationally-ranked team.....	1/12/74 vs. #16 UNLV, 82-64
Lost to a nationally-ranked team.....	12/21/11 vs. #24 Virginia, 83-77
Hosted a nationally-ranked team.....	12/21/11 vs. #24 Virginia (L, 77-83)
Shot under 30% FG.....	11/16/16 at Notre Dame, 29.1% (16-55)
Shot 30-39.9% FG.....	2/16/19 at New Mexico State, 34.6% (18-52)
Shot 40-49.9% FG.....	2/23/19 vs. Chicago State, 43.8% (28-64)
Shot 50-59.9% FG.....	12/20/18 vs. Prairie View A&M, 58.1% (36-62)
Shot 60+% FG.....	2/15/18 vs. UTRGV, 60.8% (31-52)
Had 50+ rebounds.....	11/12/17 vs. Puget Sound, 61
Made 10+ 3-Pointers.....	1/24/19 at Chicago State, 12

THE LAST TIME A SEATTLE U PLAYER...

Scored 25-29 points.....	2/16/19, Terrell Brown at New Mexico State, 25
Scored 30-39 points.....	12/4/17, Aaron Menzies vs. Pacific Lutheran, 32
Scored 40-59 points.....	11/28/09, Charles Garcia vs. Wofford, 41
Scored 60+ points.....	1/30/58, Elgin Baylor vs. Portland, 60
Made 10+ field goals.....	12/29/18, Myles Carter at California, 11
Made 5+ 3-pointers.....	12/6/18, Matej Kavaz vs. Omaha, 6
Had 10-15 rebounds.....	2/21/19, Mattia Da Campo vs. Kansas City, 10
Had 16-19 rebounds.....	1/6/18, Aaron Menzies vs. Chicago State, 19
Had 20+ rebounds.....	2/15/97, Roger Hammond at Northwest College, 24
Had a double-double.....	1/24/19, Myles Carter at Chicago State (11p, 10r)
Led team in pts. & rbs.....	1/19/19, Myles Carter vs. UTRGV (28p, 15r)
Shot 100% FG (min. 5).....	12/19/16, Morgan Means vs. Southern Utah (5-5)
Shot 100% FT (min. 10).....	12/29/18, Morgan Means at California (16-16)
Had 10+ assists.....	11/23/18, Terrell Brown vs. Denver, 10
Had 5+ steals.....	12/1/18, Morgan Means vs. EWU, 5
Had 5+ blocks.....	11/28/18, Myles Carter vs. Northwest, 7

STATISTICAL NOTEABLES

20-plus Points	Myles Carter vs. UTRGV, 1/19/19
28.....	Morgan Means vs. Denver, 11/23/18
26.....	Terrell Brown vs. Northwest, 11/28/18
26.....	Matej Kavaz vs. Omaha, 12/6/18
26.....	Delante Jones vs. Omaha, 12/6/18
26.....	Myles Carter at California, 12/29/18
25.....	Myles Carter vs. Bryant, 11/11/18
25.....	Terrell Brown at New Mexico State, 2/16/19
24.....	Morgan Means at California, 12/29/18
24.....	Terrell Brown vs. California Baptist, 2/2/19
23.....	Myles Carter vs. Puget Sound, 11/8/18
23.....	Morgan Means vs. Northwest, 11/28/18
23.....	Myles Carter vs. EWU, 12/1/18
22.....	Matej Kavaz vs. Longwood, 11/25/18
22.....	Myles Carter vs. Prairie View A&M, 12/20/18
22.....	Morgan Means vs. Prairie View A&M, 12/20/18
22.....	Terrell Brown at Kansas City, 1/26/19
21.....	Morgan Means vs. Bryant, 11/11/18
21.....	Terrell Brown vs. Washington State, 11/14/18
21.....	Morgan Means at Washington, 12/9/18
21.....	Terrell Brown vs. Kansas City, 2/21/19
20.....	Matej Kavaz vs. Fairfield, 11/24/18
20.....	Morgan Means at Utah Valley, 1/12/19
20.....	Terrell Brown at Chicago State, 2/23/19

5-plus Assists	Terrell Brown vs. Denver, 11/23/18
10.....	Terrell Brown vs. Southern Utah, 11/18/18
9.....	Terrell Brown vs. EWU, 12/1/18
9.....	Terrell Brown at Washington, 12/9/18
7.....	Morgan Means vs. Puget Sound, 11/8/18
7.....	Morgan Means vs. EWU, 12/1/18
7.....	Terrell Brown at UTRGV, 2/14/19
6.....	Terrell Brown vs. Northwest, 11/28/18
5.....	Terrell Brown vs. Fairfield, 11/24/18
5.....	Terrell Brown vs. Longwood, 11/25/18
5.....	Morgan Means vs. Northwest, 11/28/18
5.....	Morgan Means vs. Omaha, 12/6/18
5.....	Terrell Brown vs. Omaha, 12/6/18
5.....	Terrell Brown vs. Prairie View A&M, 12/20/18
5.....	Terrell Brown at CSU Bakersfield, 1/3/19
5.....	Morgan Means at Chicago State, 1/24/19
5.....	Morgan Means vs. Chicago State, 2/23/19

5-plus Steals	Morgan Means vs. EWU, 12/1/18
5.....	

5-plus Blocks	Myles Carter vs. Northwest, 11/28/18
7.....	

DOUBLE-DOUBLES


Myles Carter (23p, 12r).....	vs. Puget Sound, 11/8/18
Myles Carter (25p, 11r).....	vs. Bryant, 11/11/18
Terrell Brown (11p, 10a).....	vs. Denver, 11/23/18
Myles Carter (14p, 12r).....	vs. Longwood, 11/25/18
Matej Kavaz (22p, 13r).....	vs. Longwood, 11/25/18
Terrell Brown (26p, 14r).....	vs. Northwest, 11/28/18
Myles Carter (12p, 14r).....	vs. Northwest, 11/28/18
Terrell Brown (12p, 11r).....	vs. Omaha, 12/6/18
Myles Carter (11p, 12r).....	at Portland, 12/17/18
Terrell Brown (17p, 11r).....	at Portland, 12/17/18
Myles Carter (26p, 13r).....	at California, 12/29/18
Terrell Brown (18p, 10r).....	at CSU Bakersfield, 1/3/19
Myles Carter (16p, 10r).....	at Utah Valley, 1/12/19
Myles Carter (28p, 15r).....	vs. UTRGV, 1/19/19
Myles Carter (11p, 10r).....	at Chicago State, 1/24/19
Mattia Da Campo (13p, 13r).....	vs. California Baptist, 2/2/19




SPEED CHART



MYLES CARTER
6-9 • 230 • F • R-JR



IAN BURKE
6-5 • 180 • G • FR



MATEJ KAVAS
6-8 • 200 • G • R-JR



AARON NETTLES
5-11 • 175 • G • SO




RIP ECONOMOU
6-8 • 180 • G • FR



MATTIA DA CAMPO
6-5 • 210 • G • JR



MORGAN MEANS
6-3 • 175 • G • JR



MATT VAIL
6-5 • 190 • F • FR



TREY HOPKINS
6-4 • 163 • G • FR



TERRELL BROWN
6-1 • 175 • G • R-SO



DELANTE JONES
6-5 • 195 • G • R-JR



ANAND HUNDAL
6-10 • 230 • F • JR




RILEY GRIGSBY
6-6 • 220 • G/F • FR




JOE WALL
6-7 • 215 • F • FR



JIM HAYFORD
HEAD COACH



CHRIS VICTOR
ASSOCIATE HEAD COACH



NICK ROBINSON
ASSISTANT COACH



SAM KIRBY
ASSISTANT COACH



MIKE ODLAND
DIRECTOR OF OPS



PATRICK MULLIGAN
DIRECTOR OF PLAYER DEV



Seattle University Basketball
Seattle U Combined Team Statistics (as of Feb 23, 2019)
All games

RECORD:	OVERALL	HOME	AWAY	NEUTRAL
ALL GAMES	15-12	12-4	3-8	0-0
CONFERENCE	3-9	2-3	1-6	0-0
NON-CONFERENCE	12-3	10-1	2-2	0-0

#	Player	gp-gs	min	avg	Total	3-Point	F-Throw	Rebounds				pf	dq	a	to	blk	stl	pts	avg
					fg-fga	fg%	3fg-fga	3fg%	ft-fa	ft%	off	def	tot	avg					
01	Carter, Myles	27-27	809	30.0	144-287	.502	4-6	.667	87-140	.621	67	150	217	8.0	94	6	14	65	14.0
13	Means, Morgan	27-27	932	34.5	113-288	.392	49-131	.374	86-103	.835	20	104	124	4.6	94	9	86	70	13.4
23	Brown, Terrell	27-22	876	32.4	133-287	.463	10-30	.333	83-120	.692	38	143	181	6.7	75	3	122	65	13.3
05	Kavas, Matej	18-15	518	28.8	77-166	.464	41-89	.461	37-46	.804	11	90	101	5.6	30	0	14	20	12.9
24	Jones, Delante	21-19	605	28.8	89-220	.405	34-89	.382	41-53	.774	19	47	66	3.1	39	0	26	47	12.0
35	Grigsby, Riley	24-6	382	15.9	33-68	.485	4-16	.250	25-34	.735	16	48	64	2.7	66	2	13	9	4.0
10	Nettles, Aaron	24-3	330	13.8	28-57	.491	21-46	.457	10-14	.714	1	13	14	0.6	36	0	10	12	3.6
12	Da Campo, Mattia	25-9	351	14.0	23-46	.500	5-10	.500	19-30	.633	41	38	79	3.2	30	2	14	22	2.8
25	Hundal, Anand	19-5	179	9.4	20-43	.465	9-28	.321	3-6	.500	14	29	43	2.3	25	0	6	14	2.7
00	McDowell, Dashawn	3-0	34	11.3	4-10	.400	0-0	.000	0-2	.000	2	4	6	2.0	4	0	2	2	2.7
15	Hopkins, Trey	18-2	136	7.6	17-40	.425	3-16	.188	3-5	.600	11	10	21	1.2	14	0	4	7	2.2
02	Burke, Ian	18-0	166	9.2	9-23	.391	8-19	.421	6-10	.600	3	17	20	1.1	15	0	9	9	1.8
11	Economou, Rip	13-0	54	4.2	5-22	.227	4-19	.211	3-5	.600	4	2	6	0.5	12	0	0	1	1.3
41	Wall, Joe	11-0	13	1.2	4-9	.444	3-8	.375	0-0	.000	1	1	2	0.2	5	0	0	0	1.0
14	Vail, Matt	9-0	13	1.4	0-0	.000	0-0	.000	0-0	.000	0	1	1	0.1	1	0	1	0	0.0
Team											23	17	40				7		
Total.....		27	5398		699-1566	.446	195-507	.385	403-568	.710	271	714	985	36.5	540	22	321	342	73.9
Opponents.....		27	5399		628-1547	.406	171-513	.333	424-589	.720	252	631	883	32.7	546	-	255	317	68.6

TEAM STATISTICS	SU	OPP	Date	Opponent	Score	Att.
SCORING	1996	1851	11/06/18	at Stanford	L 74-96	3365
Points per game	73.9	68.6	11/08/18	PUGET SOUND	w 95-67	999
Scoring margin	+5.4	-	11/11/18	BRYANT	w 82-59	1236
FIELD GOALS-ATT	699-1566	628-1547	11/14/18	WASHINGTON ST.	w 78-69	1977
Field goal pct	.446	.406	11/18/18	SOUTHERN UTAH	L 70-73	999
3 POINT FG-ATT	195-507	171-513	@ 11/23/18	DENVER	w 82-63	883
3-point FG pct	.385	.333	@ 11/24/18	FAIRFIELD	w 83-80	809
3-pt FG made per game	7.2	6.3	@ 11/25/18	LONGWOOD	w 70-50	753
FREE THROWS-ATT	403-568	424-589	@ 11/28/18	NORTHWEST (WA)	w 107-72	824
Free throw pct	.710	.720	12/01/18	EASTERN WASH.	w 88-68	999
F-Throws made per game	14.9	15.7	12/06/18	OMAHA	w 90-71	873
REBOUNDS	985	883	12/09/18	at Washington	L 62-70	6688
Rebounds per game	36.5	32.7	12/17/18	at Portland	w 67-56	1553
Rebounding margin	+3.8	-	12/20/18	PRAIRIE VIEW	w 102-64	965
ASSISTS	321	255	12/29/18	at California	w 82-73	4104
Assists per game	11.9	9.4	* 01/03/19	at CSU Bakersfield	L 71-83	2398
TURNOVERS	342	317	* 01/05/19	at Grand Canyon	L 57-71	7293
Turnovers per game	12.7	11.7	* 01/12/19	at Utah Valley	L 78-88	3258
Turnover margin	-0.9	-	* 01/17/19	NEW MEXICO ST.	L 60-87	999
Assist/turnover ratio	0.9	0.8	* 01/19/19	UTRGV	L 62-67	999
STEALS	122	162	* 01/24/19	at Chicago State	w 75-47	0
Steals per game	4.5	6.0	* 01/26/19	at UMKC	L 54-63	1220
BLOCKS	97	78	* 02/02/19	CALIFORNIA BAPTIST	L 64-75	999
Blocks per game	3.6	2.9	* 02/14/19	at UTRGV	L 44-59	1103
ATTENDANCE	16285	42871	* 02/16/19	at New Mexico St.	L 53-59	11889
Home games-Avg/Game	16-1018	11-3897	* 02/21/19	UMKC	w 69-64	972
Neutral site-Avg/Game	-	0-0	* 02/23/19	CHICAGO STATE	w 77-57	999

Score by Periods	1st	2nd	Totals
Seattle U	943	1053	1996
Opponents	808	1043	1851

@ - Elgin Baylor Classic (Seattle, WA)

* = WAC game



Seattle University Basketball
Seattle U Combined Team Statistics (as of Feb 23, 2019)
WAC games only

RECORD:	OVERALL	HOME	AWAY	NEUTRAL
ALL GAMES	3-9	2-3	1-6	0-0
CONFERENCE	3-9	2-3	1-6	0-0
NON-CONFERENCE	0-0	0-0	0-0	0-0

#	Player	gp-gs	min	avg	Total		3-Point		F-Throw		Rebounds				pf	dq	a	to	blk	stl	pts	avg
					fg-fga	fg%	3fg-fga	3fg%	ft-fa	ft%	off	def	tot	avg								
23	Brown, Terrell	12-11	424	35.3	73-162	.451	9-23	.391	42-58	.724	14	63	77	6.4	33	1	42	38	2	15	197	16.4
01	Carter, Myles	12-12	393	32.8	52-135	.385	3-4	.750	44-60	.733	27	62	89	7.4	37	3	4	28	15	0	151	12.6
24	Jones, Delante	7-5	178	25.4	27-68	.397	13-27	.481	18-23	.783	6	11	17	2.4	13	0	5	18	0	4	85	12.1
13	Means, Morgan	12-12	406	33.8	36-117	.308	15-54	.278	20-27	.741	8	43	51	4.3	44	6	32	35	1	13	107	8.9
05	Kavas, Matej	4-1	56	14.0	9-15	.600	5-7	.714	1-2	.500	0	8	8	2.0	2	0	0	1	0	1	24	6.0
12	Da Campo, Mattia	12-8	280	23.3	20-38	.526	4-9	.444	16-26	.615	36	32	68	5.7	25	1	11	19	0	2	60	5.0
35	Grigsby, Riley	9-3	185	20.6	13-29	.448	4-9	.444	11-14	.786	6	23	29	3.2	27	2	8	4	4	3	41	4.6
25	Hundal, Anand	9-5	129	14.3	11-28	.393	6-21	.286	3-5	.600	6	20	26	2.9	14	0	6	5	11	3	31	3.4
15	Hopkins, Trey	6-2	67	11.2	6-16	.375	1-6	.167	2-2	1.000	6	3	9	1.5	8	0	3	3	0	1	15	2.5
02	Burke, Ian	11-0	138	12.5	9-20	.450	8-17	.471	1-2	.500	1	12	13	1.2	12	0	9	7	0	2	27	2.5
10	Nettles, Aaron	9-1	117	13.0	6-18	.333	4-14	.286	2-2	1.000	1	1	2	0.2	11	0	3	2	0	3	18	2.0
41	Wall, Joe	5-0	3	0.6	2-4	.500	2-4	.500	0-0	.000	0	1	1	0.2	4	0	0	0	0	0	6	1.2
11	Economou, Rip	6-0	22	3.7	0-6	.000	0-6	.000	2-3	.667	1	0	1	0.2	6	0	0	0	0	0	2	0.3
14	Vail, Matt	2-0	2	1.0	0-0	.000	0-0	.000	0-0	.000	0	0	0	0.0	0	0	0	0	0	0	0	0.0
Team											12	6	18				3					
Total.....		12	2400		264-656	.402	74-201	.368	162-224	.723	124	285	409	34.1	236	13	123	163	33	47	764	63.7
Opponents.....		12	2400		284-658	.432	71-209	.340	181-254	.713	111	279	390	32.5	226	-	127	129	31	86	820	68.3

TEAM STATISTICS	SU	OPP
SCORING	764	820
Points per game	63.7	68.3
Scoring margin	-4.7	-
FIELD GOALS-ATT	264-656	284-658
Field goal pct	.402	.432
3 POINT FG-ATT	74-201	71-209
3-point FG pct	.368	.340
3-pt FG made per game	6.2	5.9
FREE THROWS-ATT	162-224	181-254
Free throw pct	.723	.713
F-Throws made per game	13.5	15.1
REBOUNDS	409	390
Rebounds per game	34.1	32.5
Rebounding margin	+1.6	-
ASSISTS	123	127
Assists per game	10.3	10.6
TURNOVERS	163	129
Turnovers per game	13.6	10.8
Turnover margin	-2.8	-
Assist/turnover ratio	0.8	1.0
STEALS	47	86
Steals per game	3.9	7.2
BLOCKS	33	31
Blocks per game	2.8	2.6
ATTENDANCE	4968	27161
Home games-Avg/Game	5-994	7-3880
Neutral site-Avg/Game	-	0-0

Date	Opponent		Score	Att.
* 01/03/19	at CSU Bakersfield	L	71-83	2398
* 01/05/19	at Grand Canyon	L	57-71	7293
* 01/12/19	at Utah Valley	L	78-88	3258
* 01/17/19	NEW MEXICO ST.	L	60-87	999
* 01/19/19	UTRGV	L	62-67	999
* 01/24/19	at Chicago State	W	75-47	0
* 01/26/19	at UMKC	L	54-63	1220
* 02/02/19	CALIFORNIA BAPTIST	L	64-75	999
* 02/14/19	at UTRGV	L	44-59	1103
* 02/16/19	at New Mexico St.	L	53-59	11889
* 02/21/19	UMKC	W	69-64	972
* 02/23/19	CHICAGO STATE	W	77-57	999

@ - Elgin Baylor Classic (Seattle, WA)

* = WAC game

Score by Periods	1st	2nd	Totals
Seattle U	360	404	764
Opponents	364	456	820



Seattle University Basketball
Seattle U Season Schedule/Results & Leaders (as of Feb 23, 2019)
All games

RECORD:	OVERALL	HOME	AWAY	NEUTRAL
ALL GAMES	15-12	12-4	3-8	0-0
CONFERENCE	3-9	2-3	1-6	0-0
NON-CONFERENCE	12-3	10-1	2-2	0-0

Date	Opponent	Score	Att.	High Points	High Rebounds
11/06/18	at Stanford	74-96 L	3365	(16)Brown, Terrell	(6)Brown, Terrell
11/08/18	PUGET SOUND	w 95-67	999	(23)Carter, Myles	(12)Carter, Myles
11/11/18	BRYANT	w 82-59	1236	(25)Carter, Myles	(11)Carter, Myles
11/14/18	WASHINGTON ST.	w 78-69	1977	(21)Brown, Terrell	(8)Brown, Terrell
11/18/18	SOUTHERN UTAH	70-73 L	999	(16)Jones, Delante	(8)Carter, Myles
					(7)Brown, Terrell
					(7)Carter, Myles
					(7)Means, Morgan
11/23/18	@DENVER	w 82-63	883	(26)Means, Morgan	(11)Brown, Terrell
11/24/18	@FAIRFIELD	w 83-80	809	(20)Kavas, Matej	(9)Kavas, Matej
					(9)Means, Morgan
11/25/18	@LONGWOOD	w 70-50	753	(22)Kavas, Matej	(13)Kavas, Matej
11/28/18	@NORTHWEST (WA)	w 107-72	824	(26)Brown, Terrell	(14)Brown, Terrell
					(14)Carter, Myles
12/01/18	EASTERN WASH.	w 88-68	999	(23)Carter, Myles	(8)Carter, Myles
12/06/18	OMAHA	w 90-71	873	(26)Jones, Delante	(11)Brown, Terrell
				(26)Kavas, Matej	
12/09/18	at Washington	62-70 L	6688	(21)Means, Morgan	(7)Carter, Myles
					(7)Kavas, Matej
12/17/18	at Portland	w 67-56	1553	(17)Brown, Terrell	(12)Carter, Myles
12/20/18	PRAIRIE VIEW	w 102-64	965	(22)Carter, Myles	(9)Kavas, Matej
				(22)Means, Morgan	(9)Carter, Myles
12/29/18	at California	w 82-73	4104	(26)Carter, Myles	(13)Carter, Myles
01/03/19	*at CSU Bakersfield	71-83 L	2398	(18)Jones, Delante	(10)Brown, Terrell
				(18)Brown, Terrell	
01/05/19	*at Grand Canyon	57-71 L	7293	(16)Kavas, Matej	(7)Kavas, Matej
01/12/19	*at Utah Valley	78-88 L	3258	(20)Means, Morgan	(10)Carter, Myles
01/17/19	*NEW MEXICO ST.	60-87 L	999	(18)Jones, Delante	(6)Brown, Terrell
01/19/19	*UTRGV	62-67 L	999	(28)Carter, Myles	(15)Carter, Myles
01/24/19	*at Chicago State	w 75-47		(17)Hundal, Anand	(10)Carter, Myles
01/26/19	*at UMKC	54-63 L	1220	(22)Brown, Terrell	(8)Carter, Myles
02/02/19	*CALIFORNIA BAPTIST	64-75 L	999	(24)Brown, Terrell	(13)Da Campo, Mattia
02/14/19	*at UTRGV	44-59 L	1103	(16)Carter, Myles	(11)Brown, Terrell
02/16/19	*at New Mexico St.	53-59 L	11889	(25)Brown, Terrell	(6)Da Campo, Mattia
					(6)Means, Morgan
02/21/19	*UMKC	w 69-64	972	(21)Brown, Terrell	(10)Da Campo, Mattia
02/23/19	*CHICAGO STATE	w 77-57	999	(20)Brown, Terrell	(11)Carter, Myles

@ - Elgin Baylor Classic (Seattle, WA)

* = WAC game

Attendance Summary	Games	Attend	Avg/Game
Home	16	16285	1018
Away	11	42871	3897
Neutral	0	0	0
Total	27	59156	2191



Seattle University Basketball
Seattle U Team Game-by-Game (as of Feb 23, 2019)
All games

TEAM STATISTICS

Opponent	Date	Score		Total		3-Pointers		Free throws		Rebounds				pf	a	t/o	blk	stl	pts	avg
				fg-fga	pct	3fg-fga	pct	ft-fa	pct	off	def	tot	avg							
at Stanford	11/06/18	74-96	L	28-64	.438	6-18	.333	12-21	.571	12	18	30	30.0	25	7	11	1	2	74	74.0
PUGET SOUND	11/08/18	95-67	W	35-63	.556	7-17	.412	18-29	.621	12	27	39	34.5	22	16	17	4	6	95	84.5
BRYANT	11/11/18	82-59	W	30-65	.462	7-22	.318	15-23	.652	13	28	41	36.7	23	10	13	3	8	82	83.7
WASHINGTON ST.	11/14/18	78-69	W	28-55	.509	5-19	.263	17-23	.739	8	32	40	37.5	22	11	17	7	6	78	82.2
SOUTHERN UTAH	11/18/18	70-73	L	28-69	.406	11-26	.423	3-8	.375	10	28	38	37.6	22	15	11	5	6	70	79.8
DENVER	11/23/18	82-63	W	29-63	.460	12-27	.444	12-18	.667	8	31	39	37.8	15	15	7	4	3	82	80.2
FAIRFIELD	11/24/18	83-80	W	24-45	.533	6-10	.600	29-43	.674	7	35	42	38.4	21	13	16	4	1	83	80.6
LONGWOOD	11/25/18	70-50	W	23-59	.390	11-31	.355	13-18	.722	10	30	40	38.6	19	17	10	5	6	70	79.2
NORTHWEST (WA)	11/28/18	107-72	W	40-75	.533	10-24	.417	17-20	.850	12	34	46	39.4	12	14	9	10	6	107	82.3
EASTERN WASH.	12/01/18	88-68	W	35-67	.522	9-22	.409	9-17	.529	6	28	34	38.9	16	19	5	2	10	88	82.9
OMAHA	12/06/18	90-71	W	31-57	.544	11-25	.440	17-23	.739	5	31	36	38.6	18	14	12	9	1	90	83.5
at Washington	12/09/18	62-70	L	21-60	.350	6-16	.375	14-19	.737	10	19	29	37.8	17	16	11	2	7	62	81.8
at Portland	12/17/18	67-56	W	22-51	.431	5-14	.357	18-27	.667	10	33	43	38.2	19	4	16	4	3	67	80.6
PRAIRIE VIEW	12/20/18	102-64	W	36-62	.581	13-27	.481	17-19	.895	10	31	41	38.4	25	19	13	3	4	102	82.1
at California	12/29/18	82-73	W	25-55	.455	2-8	.250	30-36	.833	14	24	38	38.4	28	8	11	1	6	82	82.1
at CSU Bakersfield	01/03/19	71-83	L	20-51	.392	8-20	.400	23-27	.852	10	20	30	37.9	18	10	14	2	3	71	81.4
at Grand Canyon	01/05/19	57-71	L	19-56	.339	5-10	.500	14-20	.700	7	24	31	37.5	18	6	11	1	5	57	80.0
at Utah Valley	01/12/19	78-88	L	23-59	.390	8-19	.421	24-30	.800	17	16	33	37.2	30	12	17	3	8	78	79.9
NEW MEXICO ST.	01/17/19	60-87	L	25-61	.410	3-17	.176	7-14	.500	9	19	28	36.7	22	10	10	2	6	60	78.8
UTRGV	01/19/19	62-67	L	20-52	.385	2-10	.200	20-25	.800	9	24	33	36.5	20	10	14	4	6	62	78.0
at Chicago State	01/24/19	75-47	W	29-61	.475	12-22	.545	5-8	.625	14	33	47	37.0	16	16	14	4	4	75	77.9
at UMKC	01/26/19	54-63	L	21-50	.420	5-14	.357	7-14	.500	7	27	34	36.9	20	7	14	5	3	54	76.8
CALIFORNIA BAPTIST	02/02/19	64-75	L	23-55	.418	8-17	.471	10-16	.625	10	23	33	36.7	15	11	10	5	1	64	76.2
at UTRGV	02/14/19	44-59	L	14-39	.359	4-18	.222	12-18	.667	8	28	36	36.7	18	11	25	2	1	44	74.9
at New Mexico St.	02/16/19	53-59	L	18-52	.346	6-20	.300	11-16	.688	7	20	27	36.3	28	6	14	1	3	53	74.0
UMKC	02/21/19	69-64	W	24-56	.429	5-11	.455	16-20	.800	11	26	37	36.3	18	10	10	3	5	69	73.8
CHICAGO STATE	02/23/19	77-57	W	28-64	.438	8-23	.348	13-16	.813	15	25	40	36.5	13	14	10	1	2	77	73.9
Seattle U		1996		699-1566	.446	195-507	.385	403-568	.710	271	714	985	36.5	540	321	342	97	122	1996	73.9
Opponents		1851		628-1547	.406	171-513	.333	424-589	.720	252	631	883	32.7	546	255	317	78	162	1851	68.6

Games played: 27
Points/game: 73.9
FG Pct: 44.6
3FG Pct: 38.5
FT Pct: 71.0

Rebounds/game: 36.5
Assists/game: 11.9
Turnovers/game: 12.7
Assist/turnover ratio: 0.9
Steals/game: 4.5
Blocks/game: 3.6



Seattle University Basketball
Seattle U Points-Rebounds-Assists (as of Feb 23, 2019)
All games

Opponent	Date	Score	00		01		02		05		10		11		12	
			MCDOWELL,D	CARTER,MYL	BURKE,IAN	KAVAS,MATE	NETTLES,AA	ECONOMOU,R	DA CAMPO,M							
at Stanford	11/06/18	74-96	L	4-3-0	6-3-0	1-1-0	13-4-0	0-0-0	2-0-0	1-3-1						
PUGET SOUND	11/08/18	95-67	W	4-2-2	23-12-1	0-1-0	13-6-1	9-1-0	4-0-0	2-0-0						
BRYANT	11/11/18	82-59	W	0-1-0	25-11-2	3-1-0	5-4-1	6-1-0	0-0-0	0-1-0						
WASHINGTON ST.	11/14/18	78-69	W	DNP	9-8-1	DNP	14-7-2	3-1-0	DNP	0-2-0						
SOUTHERN UTAH	11/18/18	70-73	L	DNP	14-7-2	DNP	12-7-0	9-2-2	DNP	0-0-0						
DENVER	11/23/18	82-63	W	DNP	9-2-1	0-0-0	15-7-0	3-0-0	0-0-0	0-0-0						
FAIRFIELD	11/24/18	83-80	W	DNP	12-5-0	DNP	20-9-2	3-2-1	DNP	0-1-0						
LONGWOOD	11/25/18	70-50	W	DNP	14-12-1	1-0-0	22-13-2	3-0-1	0-1-0	0-0-0						
NORTHWEST (WA)	11/28/18	107-72	W	DNP	12-14-0	0-2-0	12-3-1	10-0-0	0-3-0	7-0-0						
EASTERN WASH.	12/01/18	88-68	W	DNP	23-8-0	DNP	18-6-0	6-1-1	DNP	DNP						
OMAHA	12/06/18	90-71	W	DNP	7-5-0	DNP	26-6-1	3-2-1	DNP	0-0-0						
at Washington	12/09/18	62-70	L	DNP	15-7-2	DNP	9-7-0	0-1-0	DNP	DNP						
at Portland	12/17/18	67-56	W	DNP	11-12-0	DNP	11-5-0	5-0-0	DNP	0-0-0						
PRAIRIE VIEW	12/20/18	102-64	W	DNP	22-9-0	0-2-0	18-9-4	5-1-1	9-1-0	0-2-2						
at California	12/29/18	82-73	W	DNP	26-13-0	DNP	DNP	4-0-0	DNP	0-2-0						
at CSU Bakersfield	01/03/19	71-83	L	DNP	12-8-0	4-0-1	2-0-0	3-0-1	2-0-0	0-1-0						
at Grand Canyon	01/05/19	57-71	L	DNP	6-4-0	DNP	16-7-0	0-0-0	0-1-0	0-0-0						
at Utah Valley	01/12/19	78-88	L	DNP	16-10-2	0-0-0	DNP	0-0-0	DNP	6-9-1						
NEW MEXICO ST.	01/17/19	60-87	L	DNP	13-2-0	0-1-0	DNP	6-1-0	0-0-0	2-3-0						
UTRGV	01/19/19	62-67	L	DNP	28-15-0	0-0-0	DNP	6-0-2	DNP	0-0-0						
at Chicago State	01/24/19	75-47	W	DNP	11-10-0	12-3-4	DNP	DNP	DNP	7-9-3						
at UMKC	01/26/19	54-63	L	DNP	14-8-1	5-0-1	DNP	DNP	DNP	2-5-0						
CALIFORNIA BAPTIST	02/02/19	64-75	L	DNP	12-5-0	3-2-2	DNP	DNP	DNP	13-13-1						
at UTRGV	02/14/19	44-59	L	DNP	16-7-0	3-2-0	DNP	0-0-0	0-0-0	7-6-3						
at New Mexico St.	02/16/19	53-59	L	DNP	4-2-0	0-3-0	DNP	0-0-0	0-0-0	5-6-0						
UMKC	02/21/19	69-64	W	DNP	10-7-0	0-0-0	0-1-0	0-0-0	DNP	8-10-2						
CHICAGO STATE	02/23/19	77-57	W	DNP	9-11-1	0-2-1	6-0-0	3-1-0	0-0-0	10-6-1						

Opponent	Date	Score	13		14		15		23		24		25		35	
			MEANS,MORG	VAIL,MATT	HOPKINS,TR	BROWN,TERR	JONES,DELA	HUNDAL,ANA	GRIGSBY,RI							
at Stanford	11/06/18	74-96	L	11-1-2	0-0-0	0-0-0	16-6-4	2-1-0	13-3-0	2-1-0						
PUGET SOUND	11/08/18	95-67	W	9-7-7	0-0-0	7-0-1	8-4-3	9-2-1	4-3-0	3-0-0						
BRYANT	11/11/18	82-59	W	21-8-3	0-0-0	0-1-0	12-3-3	8-7-0	2-1-0	0-2-1						
WASHINGTON ST.	11/14/18	78-69	W	11-3-2	DNP	0-1-0	21-8-3	15-5-2	0-0-0	5-4-1						
SOUTHERN UTAH	11/18/18	70-73	L	14-7-2	DNP	DNP	5-7-9	16-1-0	0-1-0	0-1-0						
DENVER	11/23/18	82-63	W	26-3-2	0-0-0	2-1-0	8-11-10	11-4-2	2-5-0	6-5-0						
FAIRFIELD	11/24/18	83-80	W	16-9-2	DNP	0-1-0	8-5-5	17-3-3	0-1-0	7-6-0						
LONGWOOD	11/25/18	70-50	W	19-5-4	0-0-0	0-2-0	2-2-5	7-2-4	0-2-0	2-1-0						
NORTHWEST (WA)	11/28/18	107-72	W	23-2-5	0-0-1	12-3-0	26-14-6	DNP	0-0-0	5-5-1						
EASTERN WASH.	12/01/18	88-68	W	16-5-7	DNP	DNP	4-7-9	19-6-2	DNP	2-1-0						
OMAHA	12/06/18	90-71	W	5-5-5	DNP	0-1-0	12-11-5	26-2-2	DNP	11-4-0						
at Washington	12/09/18	62-70	L	21-2-3	DNP	DNP	5-6-9	10-4-1	DNP	2-0-1						
at Portland	12/17/18	67-56	W	16-6-3	DNP	0-0-0	17-11-1	5-6-0	DNP	2-1-0						
PRAIRIE VIEW	12/20/18	102-64	W	22-4-4	0-1-0	2-0-0	8-3-5	7-2-2	0-1-0	7-3-1						
at California	12/29/18	82-73	W	24-6-3	DNP	2-2-0	10-6-3	16-4-2	DNP	0-1-0						
at CSU Bakersfield	01/03/19	71-83	L	7-1-1	DNP	5-1-1	18-10-5	18-1-0	0-0-0	0-3-1						
at Grand Canyon	01/05/19	57-71	L	2-5-3	DNP	0-0-0	12-6-3	15-3-0	DNP	6-2-0						
at Utah Valley	01/12/19	78-88	L	20-2-4	DNP	2-3-0	16-2-4	16-3-1	DNP	2-1-0						
NEW MEXICO ST.	01/17/19	60-87	L	8-3-6	DNP	4-4-0	3-6-1	18-2-2	2-2-0	4-4-1						
UTRGV	01/19/19	62-67	L	1-4-1	DNP	DNP	18-7-4	8-3-1	DNP	1-4-2						
at Chicago State	01/24/19	75-47	W	16-4-5	0-0-0	DNP	9-9-4	DNP	17-8-0	DNP						
at UMKC	01/26/19	54-63	L	7-7-1	DNP	DNP	22-5-3	DNP	4-7-1	DNP						
CALIFORNIA BAPTIST	02/02/19	64-75	L	5-3-2	DNP	4-1-2	24-4-0	DNP	3-5-4	DNP						
at UTRGV	02/14/19	44-59	L	6-4-1	DNP	DNP	9-11-7	DNP	0-1-0	3-3-0						
at New Mexico St.	02/16/19	53-59	L	5-6-1	DNP	DNP	25-5-4	DNP	5-3-1	6-2-0						
UMKC	02/21/19	69-64	W	18-8-2	DNP	DNP	21-8-3	0-1-0	0-0-0	12-2-3						
CHICAGO STATE	02/23/19	77-57	W	12-4-5	0-0-0	0-0-0	20-4-4	10-4-1	0-0-0	7-8-1						



#01 Carter, Myles

Opponent	Date	gs	min	Total		3-Pointers		Free throws		Rebounds				pf	a	t/o	blk	stl	pts	avg	
				fg-fga	pct	3fg-fga	pct	ft-fa	pct	off	def	tot	avg								
at Stanford	11/06/18	*	18	2-5	.400	0-1	.000	2-5	.400	1	2	3	3.0	5	0	2	1	0	6	6.0	
PUGET SOUND	11/08/18	*	22	10-13	.769	0-0	.000	3-6	.500	5	7	12	7.5	4	1	8	3	0	23	14.5	
BRYANT	11/11/18	*	33	10-17	.588	1-1	1.000	4-6	.667	6	5	11	8.7	4	2	3	3	0	25	18.0	
WASHINGTON ST.	11/14/18	*	30	4-5	.800	0-0	.000	1-2	.500	1	7	8	8.5	3	1	2	4	0	9	15.8	
SOUTHERN UTAH	11/18/18	*	25	7-10	.700	0-0	.000	0-5	.000	2	5	7	8.2	3	2	1	3	0	14	15.4	
DENVER	11/23/18	*	19	4-6	.667	0-0	.000	1-2	.500	0	2	2	7.2	4	1	2	2	0	9	14.3	
FAIRFIELD	11/24/18	*	25	4-5	.800	0-0	.000	4-7	.571	0	5	5	6.9	5	0	4	4	0	12	14.0	
LONGWOOD	11/25/18	*	34	4-9	.444	0-0	.000	6-8	.750	2	10	12	7.5	4	1	2	4	1	14	14.0	
NORTHWEST (WA)	11/28/18	*	35	5-13	.385	0-0	.000	2-2	1.000	4	10	14	8.2	3	0	0	7	0	12	13.8	
EASTERN WASH.	12/01/18	*	30	10-15	.667	0-0	.000	3-9	.333	2	6	8	8.2	2	0	1	1	0	23	14.7	
OMAHA	12/06/18	*	15	3-6	.500	0-0	.000	1-2	.500	2	3	5	7.9	3	0	4	2	0	7	14.0	
at Washington	12/09/18	*	31	6-15	.400	0-0	.000	3-6	.500	4	3	7	7.8	4	2	2	0	1	15	14.1	
at Portland	12/17/18	*	30	3-5	.600	0-0	.000	5-7	.714	4	8	12	8.2	4	0	1	2	2	11	13.8	
PRAIRIE VIEW	12/20/18	*	29	9-10	.900	0-0	.000	4-6	.667	3	6	9	8.2	5	0	2	0	0	22	14.4	
at California	12/29/18	*	40	11-18	.611	0-0	.000	4-7	.571	4	9	13	8.5	4	0	3	1	0	26	15.2	
at CSU Bakersfield	01/03/19	*	36	4-10	.400	0-0	.000	4-6	.667	4	4	8	8.5	3	0	0	1	0	12	15.0	
at Grand Canyon	01/05/19	*	32	2-10	.200	0-0	.000	2-2	1.000	1	3	4	8.2	5	0	3	1	0	6	14.5	
at Utah Valley	01/12/19	*	38	3-11	.273	0-1	.000	10-14	.714	3	7	10	8.3	4	2	5	3	0	16	14.6	
NEW MEXICO ST.	01/17/19	*	22	6-9	.667	0-0	.000	1-2	.500	1	1	2	8.0	5	0	0	0	0	13	14.5	
UTRGV	01/19/19	*	40	9-19	.474	0-0	.000	10-11	.909	5	10	15	8.4	3	0	3	2	0	28	15.2	
at Chicago State	01/24/19	*	30	5-15	.333	0-0	.000	1-3	.333	1	9	10	8.4	3	0	4	1	0	11	15.0	
at UMKC	01/26/19	*	39	6-11	.545	1-1	1.000	1-2	.500	2	6	8	8.4	1	1	3	1	0	14	14.9	
CALIFORNIA BAPTIST	02/02/19	*	38	5-16	.313	1-1	1.000	1-2	.500	1	4	5	8.3	1	0	2	4	0	12	14.8	
at UTRGV	02/14/19	*	38	5-8	.625	1-1	1.000	5-8	.625	1	6	7	8.2	3	0	2	0	0	16	14.8	
at New Mexico St.	02/16/19	*	15	1-5	.200	0-0	.000	2-2	1.000	1	1	2	8.0	5	0	3	0	0	4	14.4	
UMKC	02/21/19	*	34	2-9	.222	0-0	.000	6-6	1.000	3	4	7	7.9	3	0	1	1	0	10	14.2	
CHICAGO STATE	02/23/19	*	31	4-12	.333	0-0	.000	1-2	.500	4	7	11	8.0	1	1	2	1	0	9	14.0	
Totals			27	809	144-287	.502	4-6	.667	87-140	.621	67	150	217	8.0	94	14	65	52	4	379	14.0

Games played: 27
Minutes/game: 30.0
Points/game: 14.0
FG Pct: 50.2
3FG Pct: 66.7
FT Pct: 62.1

Rebounds/game: 8.0
Assists/game: 0.5
Turnovers/game: 2.4
Assist/turnover ratio: 0.2
Steals/game: 0.1
Blocks/game: 1.9

CAREER STATS

Year	GP-GS	Min/Avg	Total		3-Point		FT-FTA		Rebounds				PF-FO	Ast	TO	Blk	Stl	Pts/Avg
			FG-FGA	Pct	FG-FGA	Pct	FT-FTA	Pct	Off-Def	Tot	Avg							
2015-16*	9-0	32/3.6	2-2	1.000	0-0	.000	1-4	.250	3-3	6	0.7	5-0	1	3	1	0		5/0.6
2016-17*	5-0	33/6.6	2-7	.286	0-0	.000	0-1	.000	2-5	7	1.4	17-0	8	13	0	11		4/0.8
2018-19	27-27	809/30.0	144-287	.502	4-6	.667	87-140	.621	67-150	217	8.0	94-6	14	65	52	4		379/14.0
TOTAL	27-27	809/30.0	144-287	.502	4-6	.667	87-140	.621	67-150	217	8.0	94-6	14	65	52	4		379/14.0
All*	41-27	874/21.3	148-296	.500	4-6	.667	88-145	.607	72-158	230	5.6	116-6	23	81	53	15		388/9.5

* Statistics from prior team/school

SINGLE-GAME HIGHS

Points: 28, UTRGV -- 01/19/19
Rebounds: 15, UTRGV -- 01/19/19
Assists: 2, 4 times
Steals: 2, at Portland -- 12/17/18
Blocks: 7, Northwest (WA) -- 11/28/18
FG made: 11, at California -- 12/29/18
FG attempts: 19, UTRGV -- 01/19/19
3FG made: 1, Bryant -- 11/11/18
3FG attempts: 1, at Utah Valley -- 01/12/19 ; at Stanford -- 11/06/18 ; Bryant -- 11/11/18
FT made: 10, at Utah Valley -- 01/12/19 ; UTRGV -- 01/19/19
FT attempts: 14, at Utah Valley -- 01/12/19



#02 Burke, Ian

Opponent	Date	gs	min	Total		3-Pointers		Free throws		Rebounds				pf	a	t/o	blk	stl	pts	avg
				fg-fga	pct	3fg-fga	pct	ft-fga	pct	off	def	tot	avg							
at Stanford	11/06/18		3	0-0	.000	0-0	.000	1-2	.500	1	0	1	1.0	0	0	0	0	0	1	1.0
PUGET SOUND	11/08/18		6	0-1	.000	0-0	.000	0-0	.000	1	0	1	1.0	0	0	0	0	0	0	0.5
BRYANT	11/11/18		4	0-0	.000	0-0	.000	3-4	.750	0	1	1	1.0	2	0	2	0	1	3	1.3
DENVER	11/23/18		2	0-1	.000	0-1	.000	0-0	.000	0	0	0	0.8	0	0	0	0	0	0	1.0
LONGWOOD	11/25/18		2	0-0	.000	0-0	.000	1-2	.500	0	0	0	0.6	0	0	0	0	0	1	1.0
NORTHWEST (WA)	11/28/18		5	0-0	.000	0-0	.000	0-0	.000	0	2	2	0.8	0	0	0	0	1	0	0.8
PRAIRIE VIEW	12/20/18		6	0-1	.000	0-1	.000	0-0	.000	0	2	2	1.0	1	0	0	0	0	0	0.7
at CSU Bakersfield	01/03/19		5	1-2	.500	1-1	1.000	1-2	.500	0	0	0	0.9	0	1	0	0	1	4	1.1
at Utah Valley	01/12/19		4	0-0	.000	0-0	.000	0-0	.000	0	0	0	0.8	0	0	0	0	0	0	1.0
NEW MEXICO ST.	01/17/19		5	0-1	.000	0-1	.000	0-0	.000	0	1	1	0.8	0	0	0	0	0	0	0.9
UTRGV	01/19/19		4	0-0	.000	0-0	.000	0-0	.000	0	0	0	0.7	0	0	0	0	0	0	0.8
at Chicago State	01/24/19		29	4-7	.571	4-6	.667	0-0	.000	0	3	3	0.9	1	4	2	0	0	12	1.8
at UMKC	01/26/19		21	2-4	.500	1-3	.333	0-0	.000	0	0	0	0.8	3	1	0	0	0	5	2.0
CALIFORNIA BAPTIST	02/02/19		15	1-2	.500	1-2	.500	0-0	.000	0	2	2	0.9	3	2	0	0	0	3	2.1
at UTRGV	02/14/19		25	1-3	.333	1-3	.333	0-0	.000	0	2	2	1.0	2	0	3	0	1	3	2.1
at New Mexico St.	02/16/19		19	0-0	.000	0-0	.000	0-0	.000	1	2	3	1.1	2	0	1	0	0	0	2.0
UMKC	02/21/19		4	0-0	.000	0-0	.000	0-0	.000	0	0	0	1.1	1	0	0	0	0	0	1.9
CHICAGO STATE	02/23/19		7	0-1	.000	0-1	.000	0-0	.000	0	2	2	1.1	0	1	1	0	0	0	1.8
Totals		0	166	9-23	.391	8-19	.421	6-10	.600	3	17	20	1.1	15	9	9	0	4	32	1.8

Games played: 18

Minutes/game: 9.2

Points/game: 1.8

FG Pct: 39.1

3FG Pct: 42.1

FT Pct: 60.0

Rebounds/game: 1.1

Assists/game: 0.5

Turnovers/game: 0.5

Assist/turnover ratio: 1.0

Steals/game: 0.2

CAREER STATS

		Total			3-Point		Rebounds										
Year	GP-GS	Min/Avg	FG-FGA	Pct	FG-FGA	Pct	FT-FTA	Pct	Off-Def	Tot	Avg	PF-FO	Ast	TO	Blk	Stl	Pts/Avg
2018-19	18-0	166/9.2	9-23	.391	8-19	.421	6-10	.600	3-17	20	1.1	15-0	9	9	0	4	32/1.8
TOTAL	18-0	166/9.2	9-23	.391	8-19	.421	6-10	.600	3-17	20	1.1	15-0	9	9	0	4	32/1.8

SINGLE-GAME HIGHS

Points: 12, at Chicago State -- 01/24/19

Rebounds: 3, at Chicago State -- 01/24/19 ; at New Mexico St. -- 02/16/19

Assists: 4, at Chicago State -- 01/24/19

Steals: 1, 4 times

FG made: 4, at Chicago State -- 01/24/19

FG attempts: 7, at Chicago State -- 01/24/19

3FG made: 4, at Chicago State -- 01/24/19

3FG attempts: 6, at Chicago State -- 01/24/19

FT made: 3, Bryant -- 11/11/18

FT attempts: 4, Bryant -- 11/11/18



#05 Kavas, Matej

Opponent	Date	gs	min	Total		3-Pointers		Free throws		Rebounds				pf	a	t/o	blk	stl	pts	avg	
				fg-fga	pct	3fg-fga	pct	ft-fa	pct	off	def	tot	avg								
at Stanford	11/06/18	*	34	4-7	.571	1-3	.333	4-6	.667	1	3	4	4.0	3	0	2	0	0	13	13.0	
PUGET SOUND	11/08/18	*	27	3-9	.333	1-2	.500	6-6	1.000	2	4	6	5.0	3	1	1	0	0	13	13.0	
BRYANT	11/11/18	*	28	2-9	.222	1-5	.200	0-0	.000	1	3	4	4.7	3	1	0	0	2	5	10.3	
WASHINGTON ST.	11/14/18	*	37	6-14	.429	2-8	.250	0-0	.000	1	6	7	5.3	2	2	1	0	0	14	11.3	
SOUTHERN UTAH	11/18/18	*	32	5-13	.385	2-7	.286	0-0	.000	1	6	7	5.6	2	0	3	0	2	12	11.4	
DENVER	11/23/18	*	31	5-13	.385	3-9	.333	2-2	1.000	1	6	7	5.8	0	0	3	0	0	15	12.0	
FAIRFIELD	11/24/18	*	39	6-11	.545	3-3	1.000	5-6	.833	1	8	9	6.3	1	2	0	0	0	20	13.1	
LONGWOOD	11/25/18	*	29	8-12	.667	4-8	.500	2-3	.667	2	11	13	7.1	3	2	0	0	0	22	14.3	
NORTHWEST (WA)	11/28/18	*	31	3-12	.250	2-8	.250	4-4	1.000	0	3	3	6.7	1	1	2	0	0	12	14.0	
EASTERN WASH.	12/01/18	*	37	7-14	.500	4-7	.571	0-0	.000	0	6	6	6.6	2	0	0	0	1	18	14.4	
OMAHA	12/06/18	*	39	7-12	.583	6-9	.667	6-6	1.000	0	6	6	6.5	1	1	2	0	0	26	15.5	
at Washington	12/09/18	*	34	1-7	.143	1-4	.250	6-7	.857	1	6	7	6.6	3	0	2	0	0	9	14.9	
at Portland	12/17/18	*	35	4-9	.444	2-4	.500	1-4	.250	0	5	5	6.5	2	0	2	1	0	11	14.6	
PRAIRIE VIEW	12/20/18	*	29	7-9	.778	4-5	.800	0-0	.000	0	9	9	6.6	2	4	1	0	0	18	14.9	
at CSU Bakersfield	01/03/19		4	1-1	1.000	0-0	.000	0-0	.000	0	0	0	6.2	0	0	0	0	0	2	14.0	
at Grand Canyon	01/05/19	*	37	6-8	.750	3-3	1.000	1-2	.500	0	7	7	6.3	2	0	1	0	1	16	14.1	
at Chicago State	01/24/19	dnp		-	-	-	-	-	-	-	-	-	-	-	-	-	-	-	-	-	
at UTRGV	02/14/19	dnp		-	-	-	-	-	-	-	-	-	-	-	-	-	-	-	-	-	
UMKC	02/21/19		3	0-1	.000	0-0	.000	0-0	.000	0	1	1	5.9	0	0	0	0	0	0	13.3	
CHICAGO STATE	02/23/19		12	2-5	.400	2-4	.500	0-0	.000	0	0	0	5.6	0	0	0	0	0	6	12.9	
Totals			15	518	77-166	.464	41-89	.461	37-46	.804	11	90	101	5.6	30	14	20	1	6	232	12.9

Games played: 18
 Minutes/game: 28.8
 Points/game: 12.9
 FG Pct: 46.4
 3FG Pct: 46.1
 FT Pct: 80.4

Rebounds/game: 5.6
 Assists/game: 0.8
 Turnovers/game: 1.1
 Assist/turnover ratio: 0.7
 Steals/game: 0.3
 Blocks/game: 0.1

CAREER STATS

		Total				3-Point			Rebounds											
Year	GP-GS	Min/Avg	FG-FGA	Pct	FG-FGA	Pct	FT-FTA	Pct	Off-Def	Tot	Avg	PF-FO	Ast	TO	Blk	Stl	Pts/Avg			
2016-17	27-0	549/20.3	81-185	.438	42-104	.404	29-42	.690	11-68	79	2.9	51-2	15	23	9	6	233/8.6			
2017-18	33-31	1038/31.5	171-361	.474	91-196	.464	68-86	.791	38-131	169	5.1	100-1	41	67	7	13	501/15.2			
2018-19	18-15	518/28.8	77-166	.464	41-89	.461	37-46	.804	11-90	101	5.6	30-0	14	20	1	6	232/12.9			
TOTAL	78-46	2105/27.0	329-712	.462	174-389	.447	134-174	.770	60-289	349	4.5	181-3	70	110	17	25	966/12.4			

SINGLE-GAME HIGHS

Points: 27, vs Detroit Mercy -- 11/18/17
 Rebounds: 13, Longwood -- 11/25/18
 Assists: 4, at Washington State -- 11/15/17 ; Prairie View -- 12/20/18
 Steals: 2, 6 times
 Blocks: 2, 4 times
 FG made: 9, Idaho State -- 11/27/17 ; Eastern Washington -- 12/03/17
 FG attempts: 18, Central Arkansas -- 03/14/18 ; Idaho State -- 11/27/17
 3FG made: 7, vs Detroit Mercy -- 11/18/17
 3FG attempts: 12, Central Arkansas -- 03/14/18
 FT made: 7, New Mexico State -- 01/26/17
 FT attempts: 9, New Mexico State -- 01/26/17



#10 Nettles, Aaron

Opponent	Date	gs	min	Total		3-Pointers		Free throws		Rebounds				pf	a	t/o	blk	stl	pts	avg	
				fg-fga	pct	3fg-fga	pct	ft-fa	pct	off	def	tot	avg								
at Stanford	11/06/18		9	0-1	.000	0-1	.000	0-0	.000	0	0	0	0.0	2	0	1	0	0	0	0.0	
PUGET SOUND	11/08/18	*	16	3-3	1.000	3-3	1.000	0-0	.000	0	1	1	0.5	3	0	1	0	1	9	4.5	
BRYANT	11/11/18		15	2-3	.667	2-3	.667	0-0	.000	0	1	1	0.7	0	0	0	0	1	6	5.0	
WASHINGTON ST.	11/14/18		9	1-1	1.000	1-1	1.000	0-0	.000	0	1	1	0.8	3	0	1	0	0	3	4.5	
SOUTHERN UTAH	11/18/18		17	3-5	.600	3-5	.600	0-0	.000	0	2	2	1.0	3	2	0	0	2	9	5.4	
DENVER	11/23/18		9	1-3	.333	1-1	1.000	0-0	.000	0	0	0	0.8	1	0	0	0	0	3	5.0	
FAIRFIELD	11/24/18		16	1-2	.500	1-2	.500	0-0	.000	0	2	2	1.0	2	1	0	0	0	3	4.7	
LONGWOOD	11/25/18		21	1-2	.500	1-2	.500	0-0	.000	0	0	0	0.9	0	1	1	0	2	3	4.5	
NORTHWEST (WA)	11/28/18	*	21	4-7	.571	2-5	.400	0-0	.000	0	0	0	0.8	2	0	2	0	0	10	5.1	
EASTERN WASH.	12/01/18		17	2-5	.400	1-4	.250	1-2	.500	0	1	1	0.8	1	1	0	0	2	6	5.2	
OMAHA	12/06/18		19	1-3	.333	0-2	.000	1-2	.500	0	2	2	0.9	3	1	1	0	1	3	5.0	
at Washington	12/09/18		8	0-0	.000	0-0	.000	0-0	.000	0	1	1	0.9	0	0	1	0	1	0	4.6	
at Portland	12/17/18		15	1-2	.500	1-2	.500	2-2	1.000	0	0	0	0.8	2	0	0	0	0	5	4.6	
PRAIRIE VIEW	12/20/18		14	2-2	1.000	1-1	1.000	0-0	.000	0	1	1	0.9	0	1	2	0	2	5	4.6	
at California	12/29/18		7	0-0	.000	0-0	.000	4-6	.667	0	0	0	0.8	3	0	0	0	0	4	4.6	
at CSU Bakersfield	01/03/19		21	1-3	.333	1-2	.500	0-0	.000	0	0	0	0.8	1	1	0	0	0	3	4.5	
at Grand Canyon	01/05/19		13	0-0	.000	0-0	.000	0-0	.000	0	0	0	0.7	1	0	0	0	0	0	4.2	
at Utah Valley	01/12/19		7	0-1	.000	0-1	.000	0-0	.000	0	0	0	0.7	3	0	0	0	0	0	4.0	
NEW MEXICO ST.	01/17/19		27	2-5	.400	0-3	.000	2-2	1.000	1	0	1	0.7	0	0	1	0	1	6	4.1	
UTRGV	01/19/19	*	32	2-6	.333	2-5	.400	0-0	.000	0	0	0	0.7	2	2	1	0	2	6	4.2	
at Chicago State	01/24/19		dnp	-	-	-	-	-	-	-	-	-	-	-	-	-	-	-	-	-	
at UMKC	01/26/19		dnp	-	-	-	-	-	-	-	-	-	-	-	-	-	-	-	-	-	
at UTRGV	02/14/19		7	0-0	.000	0-0	.000	0-0	.000	0	0	0	0.6	1	0	0	0	0	0	4.0	
at New Mexico St.	02/16/19		2	0-1	.000	0-1	.000	0-0	.000	0	0	0	0.6	1	0	0	0	0	0	3.8	
UMKC	02/21/19		0	0-0	.000	0-0	.000	0-0	.000	0	0	0	0.6	1	0	0	0	0	0	3.7	
CHICAGO STATE	02/23/19		8	1-2	.500	1-2	.500	0-0	.000	0	1	1	0.6	1	0	0	0	0	3	3.6	
Totals			3	330	28-57	.491	21-46	.457	10-14	.714	1	13	14	0.6	36	10	12	0	15	87	3.6

Games played: 24
Minutes/game: 13.8
Points/game: 3.6
FG Pct: 49.1
3FG Pct: 45.7
FT Pct: 71.4

Rebounds/game: 0.6
Assists/game: 0.4
Turnovers/game: 0.5
Assist/turnover ratio: 0.8
Steals/game: 0.6

CAREER STATS

Year	GP-GS	Min/Avg	Total		3-Point		FT-FTA	Pct	Rebounds				PF-FO	Ast	TO	Blk	Stl	Pts/Avg
			FG-FGA	Pct	FG-FGA	Pct			Off-Def	Tot	Avg							
2017-18	32-2	244/7.6	25-60	.417	20-52	.385	13-17	.765	4-17	21	0.7	21-0	9	10	0	6		83/2.6
2018-19	24-3	330/13.8	28-57	.491	21-46	.457	10-14	.714	1-13	14	0.6	36-0	10	12	0	15		87/3.6
TOTAL	56-5	574/10.3	53-117	.453	41-98	.418	23-31	.742	5-30	35	0.6	57-0	19	22	0	21		170/3.0

SINGLE-GAME HIGHS

Points: 20, Pacific Lutheran -- 12/04/17
Rebounds: 3, at Belmont -- 11/19/17 ; Pacific Lutheran -- 12/04/17 ; California -- 12/19/17
Assists: 2, vs Detroit Mercy -- 11/18/17 ; Southern Utah -- 11/18/18 ; Pacific Lutheran -- 12/04/17
Steals: 2, 4 times
FG made: 7, Pacific Lutheran -- 12/04/17
FG attempts: 14, Pacific Lutheran -- 12/04/17
3FG made: 6, Pacific Lutheran -- 12/04/17
3FG attempts: 12, Pacific Lutheran -- 12/04/17
FT made: 4, Puget Sound -- 11/12/17 ; vs Detroit Mercy -- 11/18/17 ; at California -- 12/29/18
FT attempts: 6, at California -- 12/29/18



#11 Economou, Rip

Opponent	Date	gs	min	Total		3-Pointers		Free throws		Rebounds				pf	a	t/o	blk	stl	pts	avg	
				fg-fga	pct	3fg-fga	pct	ft-fa	pct	off	def	tot	avg								
at Stanford	11/06/18		5	1-2	.500	0-1	.000	0-0	.000	0	0	0	0.0	0	0	0	0	0	2	2.0	
PUGET SOUND	11/08/18		5	1-4	.250	1-4	.250	1-2	.500	0	0	0	0.0	2	0	0	0	0	4	3.0	
BRYANT	11/11/18		3	0-0	.000	0-0	.000	0-0	.000	0	0	0	0.0	1	0	0	0	0	0	2.0	
DENVER	11/23/18		3	0-1	.000	0-1	.000	0-0	.000	0	0	0	0.0	1	0	0	0	0	0	1.5	
LONGWOOD	11/25/18		2	0-1	.000	0-1	.000	0-0	.000	0	1	1	0.2	0	0	0	0	0	0	1.2	
NORTHWEST (WA)	11/28/18		4	0-1	.000	0-0	.000	0-0	.000	2	1	3	0.7	0	0	0	0	0	0	1.0	
PRAIRIE VIEW	12/20/18		10	3-7	.429	3-6	.500	0-0	.000	1	0	1	0.7	2	0	1	0	0	9	2.1	
at CSU Bakersfield	01/03/19		3	0-0	.000	0-0	.000	2-2	1.000	0	0	0	0.6	4	0	0	0	0	2	2.1	
at Grand Canyon	01/05/19		4	0-2	.000	0-2	.000	0-0	.000	1	0	1	0.7	0	0	0	0	0	0	1.9	
NEW MEXICO ST.	01/17/19		7	0-1	.000	0-1	.000	0-1	.000	0	0	0	0.6	0	0	0	0	0	0	1.7	
at Chicago State	01/24/19		dnp	-	-	-	-	-	-	-	-	-	-	-	-	-	-	-	-	-	
at UTRGV	02/14/19		4	0-0	.000	0-0	.000	0-0	.000	0	0	0	0.5	0	0	0	0	0	0	1.5	
at New Mexico St.	02/16/19		0	0-0	.000	0-0	.000	0-0	.000	0	0	0	0.5	0	0	0	0	0	0	1.4	
CHICAGO STATE	02/23/19		4	0-3	.000	0-3	.000	0-0	.000	0	0	0	0.5	2	0	0	0	0	0	1.3	
Totals			0	54	5-22	.227	4-19	.211	3-5	.600	4	2	6	0.5	12	0	1	0	0	17	1.3

Games played: 13

Minutes/game: 4.2

Points/game: 1.3

FG Pct: 22.7

3FG Pct: 21.1

FT Pct: 60.0

Rebounds/game: 0.5

Turnovers/game: 0.1

CAREER STATS

Year	GP-GS	Min/Avg	Total		3-Point		FT-FTA	Pct	Rebounds				PF-FO	Ast	TO	Blk	Stl	Pts/Avg
			FG-FGA	Pct	FG-FGA	Pct			Off-Def	Tot	Avg							
2018-19	13-0	54/4.2	5-22	.227	4-19	.211	3-5	.600	4-2	6	0.5	12-0	0	1	0	0	0	17/1.3
TOTAL	13-0	54/4.2	5-22	.227	4-19	.211	3-5	.600	4-2	6	0.5	12-0	0	1	0	0	0	17/1.3

SINGLE-GAME HIGHS

Points: 9, Prairie View -- 12/20/18

Rebounds: 3, Northwest (WA) -- 11/28/18

FG made: 3, Prairie View -- 12/20/18

FG attempts: 7, Prairie View -- 12/20/18

3FG made: 3, Prairie View -- 12/20/18

3FG attempts: 6, Prairie View -- 12/20/18

FT made: 2, at CSU Bakersfield -- 01/03/19

FT attempts: 2, at CSU Bakersfield -- 01/03/19 ; Puget Sound -- 11/08/18



#12 Da Campo, Mattia

Opponent	Date	gs	min	Total		3-Pointers		Free throws		Rebounds				pf	a	t/o	blk	stl	pts	avg	
				fg-fga	pct	3fg-fga	pct	ft-fa	pct	off	def	tot	avg								
at Stanford	11/06/18		4	0-0	.000	0-0	.000	1-2	.500	1	2	3	3.0	0	1	0	0	0	1	1.0	
PUGET SOUND	11/08/18		5	1-1	1.000	0-0	.000	0-0	.000	0	0	0	1.5	0	0	0	0	0	2	1.5	
BRYANT	11/11/18		3	0-0	.000	0-0	.000	0-0	.000	0	1	1	1.3	0	0	0	0	0	0	1.0	
WASHINGTON ST.	11/14/18		2	0-0	.000	0-0	.000	0-0	.000	1	1	2	1.5	0	0	0	0	0	0	0.8	
SOUTHERN UTAH	11/18/18		4	0-2	.000	0-0	.000	0-0	.000	0	0	0	1.2	0	0	1	0	0	0	0.6	
DENVER	11/23/18		4	0-0	.000	0-0	.000	0-0	.000	0	0	0	1.0	0	0	1	0	0	0	0.5	
FAIRFIELD	11/24/18		2	0-0	.000	0-0	.000	0-0	.000	1	0	1	1.0	0	0	0	0	0	0	0.4	
LONGWOOD	11/25/18		2	0-0	.000	0-0	.000	0-0	.000	0	0	0	0.9	0	0	0	0	0	0	0.4	
NORTHWEST (WA)	11/28/18		6	2-2	1.000	1-1	1.000	2-2	1.000	0	0	0	0.8	0	0	0	0	0	7	1.1	
OMAHA	12/06/18		0	0-0	.000	0-0	.000	0-0	.000	0	0	0	0.7	0	0	0	0	0	0	1.0	
at Portland	12/17/18		0	0-0	.000	0-0	.000	0-0	.000	0	0	0	0.6	0	0	0	0	0	0	0.9	
PRAIRIE VIEW	12/20/18		12	0-3	.000	0-0	.000	0-0	.000	1	1	2	0.8	0	2	0	0	0	0	0.8	
at California	12/29/18	*	27	0-0	.000	0-0	.000	0-0	.000	1	1	2	0.8	5	0	1	0	2	0	0.8	
at CSU Bakersfield	01/03/19		3	0-0	.000	0-0	.000	0-0	.000	0	1	1	0.9	1	0	1	0	0	0	0.7	
at Grand Canyon	01/05/19		3	0-0	.000	0-0	.000	0-0	.000	0	0	0	0.8	0	0	0	0	0	0	0.7	
at Utah Valley	01/12/19		26	0-2	.000	0-0	.000	6-6	1.000	6	3	9	1.3	4	1	2	0	1	6	1.0	
NEW MEXICO ST.	01/17/19	*	10	1-3	.333	0-0	.000	0-0	.000	2	1	3	1.4	0	0	2	0	0	2	1.1	
UTRGV	01/19/19		1	0-0	.000	0-0	.000	0-0	.000	0	0	0	1.3	0	0	0	0	0	0	1.0	
at Chicago State	01/24/19	*	36	3-4	.750	0-0	.000	1-2	.500	6	3	9	1.7	2	3	1	0	1	7	1.3	
at UMKC	01/26/19	*	36	1-2	.500	0-1	.000	0-0	.000	2	3	5	1.9	3	0	2	0	0	2	1.4	
CALIFORNIA BAPTIST	02/02/19	*	38	4-6	.667	2-2	1.000	3-6	.500	6	7	13	2.4	2	1	1	0	0	13	1.9	
at UTRGV	02/14/19	*	33	3-6	.500	0-1	.000	1-2	.500	2	4	6	2.6	3	3	4	0	0	7	2.1	
at New Mexico St.	02/16/19	*	33	2-6	.333	1-2	.500	0-3	.000	4	2	6	2.7	5	0	3	0	0	5	2.3	
UMKC	02/21/19	*	37	3-5	.600	1-2	.500	1-3	.333	5	5	10	3.0	3	2	2	0	0	8	2.5	
CHICAGO STATE	02/23/19	*	24	3-4	.750	0-1	.000	4-4	1.000	3	3	6	3.2	2	1	1	0	0	10	2.8	
Totals			9	351	23-46	.500	5-10	.500	19-30	.633	41	38	79	3.2	30	14	22	0	4	70	2.8

Games played: 25
 Minutes/game: 14.0
 Points/game: 2.8
 FG Pct: 50.0
 3FG Pct: 50.0
 FT Pct: 63.3

Rebounds/game: 3.2
 Assists/game: 0.6
 Turnovers/game: 0.9
 Assist/turnover ratio: 0.6
 Steals/game: 0.2

CAREER STATS

Year	GP-GS	Min/Avg	Total		3-Point		FT-FTA	Pct	Rebounds				PF-FO	Ast	TO	Blk	Stl	Pts/Avg
			FG-FGA	Pct	FG-FGA	Pct			Off-Def	Tot	Avg	PF-FO						
2016-17	16-0	139/8.7	9-14	.643	1-3	.333	5-10	.500	6-11	17	1.1	19-0	14	17	0	3		24/1.5
2017-18	27-1	198/7.3	15-24	.625	4-9	.444	7-11	.636	16-29	45	1.7	29-0	17	7	0	9		41/1.5
2018-19	25-9	351/14.0	23-46	.500	5-10	.500	19-30	.633	41-38	79	3.2	30-2	14	22	0	4		70/2.8
TOTAL	68-10	688/10.1	47-84	.560	10-22	.455	31-51	.608	63-78	141	2.1	78-2	45	46	0	16		135/2.0

SINGLE-GAME HIGHS

Points: 15, Pacific Lutheran -- 12/04/17
 Rebounds: 13, California Baptist -- 02/02/19
 Assists: 5, Pacific Lutheran -- 12/04/17
 Steals: 3, Puget Sound -- 11/12/17 ; Pacific Lutheran -- 12/04/17
 FG made: 6, Pacific Lutheran -- 12/04/17
 FG attempts: 10, Pacific Lutheran -- 12/04/17
 3FG made: 2, California Baptist -- 02/02/19 ; Pacific Lutheran -- 12/04/17
 3FG attempts: 6, Pacific Lutheran -- 12/04/17
 FT made: 6, at Utah Valley -- 01/12/19
 FT attempts: 6, at Utah Valley -- 01/12/19 ; California Baptist -- 02/02/19



#13 Means, Morgan

Opponent	Date	gs	min	Total		3-Pointers		Free throws		Rebounds											
				fg-fga	pct	3fg-fga	pct	ft-fga	pct	off	def	tot	avg	pf	a	t/o	blk	stl	pts	avg	
at Stanford	11/06/18	*	31	5-7	.714	1-1	1.000	0-0	.000	0	1	1	1.0	2	2	2	0	0	11	11.0	
PUGET SOUND	11/08/18	*	34	3-7	.429	1-3	.333	2-2	1.000	1	6	7	4.0	2	7	3	0	4	9	10.0	
BRYANT	11/11/18	*	37	7-13	.538	2-5	.400	5-7	.714	0	8	8	5.3	2	3	3	0	0	21	13.7	
WASHINGTON ST.	11/14/18	*	31	3-8	.375	2-3	.667	3-4	.750	0	3	3	4.8	5	2	3	0	1	11	13.0	
SOUTHERN UTAH	11/18/18	*	39	5-15	.333	3-7	.429	1-1	1.000	4	3	7	5.2	5	2	0	0	1	14	13.2	
DENVER	11/23/18	*	32	8-13	.615	6-9	.667	4-4	1.000	0	3	3	4.8	3	2	0	0	2	26	15.3	
FAIRFIELD	11/24/18	*	35	1-7	.143	1-2	.500	13-16	.813	2	7	9	5.4	3	2	6	0	0	16	15.4	
LONGWOOD	11/25/18	*	35	6-15	.400	4-10	.400	3-3	1.000	0	5	5	5.4	3	4	3	0	1	19	15.9	
NORTHWEST (WA)	11/28/18	*	35	9-18	.500	3-6	.500	2-2	1.000	1	1	2	5.0	1	5	3	0	3	23	16.7	
EASTERN WASH.	12/01/18	*	40	5-11	.455	2-5	.400	4-5	.800	1	4	5	5.0	3	7	0	0	5	16	16.6	
OMAHA	12/06/18	*	30	1-6	.167	1-5	.200	2-2	1.000	1	4	5	5.0	5	5	1	0	0	5	15.5	
at Washington	12/09/18	*	40	8-16	.500	3-7	.429	2-2	1.000	0	2	2	4.8	4	3	2	0	3	21	16.0	
at Portland	12/17/18	*	35	4-10	.400	1-4	.250	7-10	.700	0	6	6	4.8	4	3	4	0	0	16	16.0	
PRAIRIE VIEW	12/20/18	*	32	8-13	.615	4-7	.571	2-2	1.000	0	4	4	4.8	4	4	1	0	2	22	16.4	
at California	12/29/18	*	40	4-12	.333	0-3	.000	16-16	1.000	2	4	6	4.9	4	3	4	0	1	24	16.9	
at CSU Bakersfield	01/03/19	*	30	0-4	.000	0-2	.000	7-7	1.000	0	1	1	4.6	4	1	5	0	0	7	16.3	
at Grand Canyon	01/05/19	*	33	1-10	.100	0-2	.000	0-1	.000	1	4	5	4.6	1	3	1	0	2	2	15.5	
at Utah Valley	01/12/19	*	39	7-17	.412	4-10	.400	2-2	1.000	1	1	2	4.5	5	4	3	0	2	20	15.7	
NEW MEXICO ST.	01/17/19	*	29	3-11	.273	1-5	.200	1-3	.333	0	3	3	4.4	5	6	2	0	2	8	15.3	
UTRGV	01/19/19	*	29	0-4	.000	0-1	.000	1-2	.500	1	3	4	4.4	3	1	3	0	2	1	14.6	
at Chicago State	01/24/19	*	38	6-12	.500	3-6	.500	1-1	1.000	1	3	4	4.4	5	5	2	1	0	16	14.7	
at UMKC	01/26/19	*	37	3-12	.250	1-4	.250	0-1	.000	2	5	7	4.5	5	1	3	0	0	7	14.3	
CALIFORNIA BAPTIST	02/02/19	*	34	1-6	.167	1-4	.250	2-3	.667	0	3	3	4.4	5	2	1	0	1	5	13.9	
at UTRGV	02/14/19	*	33	2-9	.222	0-5	.000	2-2	1.000	0	4	4	4.4	3	1	7	0	0	6	13.6	
at New Mexico St.	02/16/19	*	37	2-8	.250	1-5	.200	0-1	.000	0	6	6	4.5	5	1	4	0	2	5	13.2	
UMKC	02/21/19	*	37	7-14	.500	1-5	.200	3-3	1.000	1	7	8	4.6	3	2	3	0	2	18	13.4	
CHICAGO STATE	02/23/19	*	30	4-10	.400	3-5	.600	1-1	1.000	1	3	4	4.6	0	5	1	0	0	12	13.4	
Totals			27	932	113-288	.392	49-131	.374	86-103	.835	20	104	124	4.6	94	86	70	1	36	361	13.4

Games played: 27
 Minutes/game: 34.5
 Points/game: 13.4
 FG Pct: 39.2
 3FG Pct: 37.4
 FT Pct: 83.5

Rebounds/game: 4.6
 Assists/game: 3.2
 Turnovers/game: 2.6
 Assist/turnover ratio: 1.2
 Steals/game: 1.3
 Blocks/game: 0.0

CAREER STATS

		Total			3-Point			Rebounds													
Year	GP-GS	Min/Avg	FG-FGA	Pct	FG-FGA	Pct	FT-FTA	Pct	Off-Def	Tot	Avg	PF-FO	Ast	TO	Blk	Stl	Pts/Avg				
2016-17	29-29	683/23.6	67-165	.406	25-70	.357	36-56	.643	12-65	77	2.7	69-3	60	56	0	27	195/6.7				
2017-18	34-9	940/27.6	103-260	.396	29-103	.282	58-73	.795	22-101	123	3.6	81-0	95	80	3	28	293/8.6				
2018-19	27-27	932/34.5	113-288	.392	49-131	.374	86-103	.835	20-104	124	4.6	94-9	86	70	1	36	361/13.4				
TOTAL	90-65	2555/28.4	283-713	.397	103-304	.339	180-232	.776	54-270	324	3.6	244-12	241	206	4	91	849/9.4				

SINGLE-GAME HIGHS

Points: 26, Denver -- 11/23/18
 Rebounds: 9, Fairfield -- 11/24/18
 Assists: 13, Pacific Lutheran -- 12/04/17
 Steals: 5, Eastern Wash. -- 12/01/18
 Blocks: 1, Grand Canyon -- 01/06/18 ; at Kansas City -- 02/08/18 ; UT Rio Grande Valley -- 02/15/18
 FG made: 9, Northwest (WA) -- 11/28/18 ; Northwest University -- 12/01/16
 FG attempts: 18, Northwest (WA) -- 11/28/18
 3FG made: 6, Denver -- 11/23/18
 3FG attempts: 10, at Utah Valley -- 01/12/19 ; Longwood -- 11/25/18
 FT made: 16, at California -- 12/29/18
 FT attempts: 16, Fairfield -- 11/24/18 ; at California -- 12/29/18



#14 Vail, Matt

Opponent	Date	gs	min	Total		3-Pointers		Free throws		Rebounds				pf	a	t/o	blk	stl	pts	avg
				fg-fga	pct	3fg-fga	pct	ft-fa	pct	off	def	tot	avg							
at Stanford	11/06/18		1	0-0	.000	0-0	.000	0-0	.000	0	0	0	0.0	0	0	0	0	0	0	0.0
PUGET SOUND	11/08/18		1	0-0	.000	0-0	.000	0-0	.000	0	0	0	0.0	0	0	0	0	0	0	0.0
BRYANT	11/11/18		1	0-0	.000	0-0	.000	0-0	.000	0	0	0	0.0	0	0	0	0	0	0	0.0
DENVER	11/23/18		1	0-0	.000	0-0	.000	0-0	.000	0	0	0	0.0	0	0	0	0	0	0	0.0
LONGWOOD	11/25/18		2	0-0	.000	0-0	.000	0-0	.000	0	0	0	0.0	0	0	0	0	0	0	0.0
NORTHWEST (WA)	11/28/18		1	0-0	.000	0-0	.000	0-0	.000	0	0	0	0.0	0	1	0	0	0	0	0.0
PRAIRIE VIEW	12/20/18		4	0-0	.000	0-0	.000	0-0	.000	0	1	1	0.1	1	0	0	1	0	0	0.0
at Chicago State	01/24/19		1	0-0	.000	0-0	.000	0-0	.000	0	0	0	0.1	0	0	0	0	0	0	0.0
at UMKC	01/26/19		dnp	-	-	-	-	-	-	-	-	-	-	-	-	-	-	-	-	-
at UTRGV	02/14/19		dnp	-	-	-	-	-	-	-	-	-	-	-	-	-	-	-	-	-
CHICAGO STATE	02/23/19		1	0-0	.000	0-0	.000	0-0	.000	0	0	0	0.1	0	0	0	0	0	0	0.0
Totals		0	13	0-0	.000	0-0	.000	0-0	.000	0	1	1	0.1	1	1	0	1	0	0	0.0

Games played: 9
Minutes/game: 1.4

Rebounds/game: 0.1
Assists/game: 0.1
Assist/turnover ratio: 99.9
Blocks/game: 0.1

CAREER STATS

		Total			3-Point		Rebounds										
Year	GP-GS	Min/Avg	FG-FGA	Pct	FG-FGA	Pct	FT-FTA	Pct	Off-Def	Tot	Avg	PF-FO	Ast	TO	Blk	Stl	Pts/Avg
2018-19	9-0	13/1.4	0-0	.000	0-0	.000	0-0	.000	0-1	1	0.1	1-0	1	0	1	0	0/0.0
TOTAL	9-0	13/1.4	0-0	.000	0-0	.000	0-0	.000	0-1	1	0.1	1-0	1	0	1	0	0/0.0

SINGLE-GAME HIGHS

Rebounds: 1, Prairie View -- 12/20/18
Assists: 1, Northwest (WA) -- 11/28/18
Blocks: 1, Prairie View -- 12/20/18



#15 Hopkins, Trey

Opponent	Date	gs	min	Total		3-Pointers		Free throws		Rebounds				pf	a	t/o	blk	stl	pts	avg	
				fg-fga	pct	3fg-fga	pct	ft-fa	pct	off	def	tot	avg								
at Stanford	11/06/18		6	0-0	.000	0-0	.000	0-0	.000	0	0	0	0.0	0	0	0	0	0	0.0		
PUGET SOUND	11/08/18		6	3-5	.600	0-1	.000	1-2	.500	0	0	0	0.0	1	1	0	0	7	3.5		
BRYANT	11/11/18		4	0-2	.000	0-0	.000	0-0	.000	1	0	1	0.3	0	0	1	0	0	2.3		
WASHINGTON ST.	11/14/18		1	0-0	.000	0-0	.000	0-0	.000	0	1	1	0.5	0	0	0	0	0	1.8		
DENVER	11/23/18		13	1-2	.500	0-1	.000	0-0	.000	1	0	1	0.6	0	0	0	0	2	1.8		
FAIRFIELD	11/24/18		5	0-1	.000	0-1	.000	0-0	.000	0	1	1	0.7	0	0	1	0	0	1.5		
LONGWOOD	11/25/18		2	0-1	.000	0-1	.000	0-0	.000	1	1	2	0.9	0	0	0	0	0	1.3		
NORTHWEST (WA)	11/28/18		15	5-5	1.000	2-2	1.000	0-1	.000	1	2	3	1.1	1	0	0	0	12	2.6		
OMAHA	12/06/18		3	0-1	.000	0-1	.000	0-0	.000	0	1	1	1.1	0	0	0	0	0	2.3		
at Portland	12/17/18		0	0-0	.000	0-0	.000	0-0	.000	0	0	0	1.0	0	0	0	0	0	2.1		
PRAIRIE VIEW	12/20/18		8	1-5	.200	0-2	.000	0-0	.000	0	0	0	0.9	2	0	1	0	2	2.1		
at California	12/29/18		6	1-2	.500	0-1	.000	0-0	.000	1	1	2	1.0	2	0	1	0	2	2.1		
at CSU Bakersfield	01/03/19	*	18	2-6	.333	1-3	.333	0-0	.000	0	1	1	1.0	2	1	2	0	5	2.3		
at Grand Canyon	01/05/19		6	0-0	.000	0-0	.000	0-0	.000	0	0	0	0.9	1	0	0	0	0	2.1		
at Utah Valley	01/12/19		8	0-0	.000	0-0	.000	2-2	1.000	3	0	3	1.1	3	0	0	0	2	2.1		
NEW MEXICO ST.	01/17/19	*	13	2-3	.667	0-1	.000	0-0	.000	2	2	4	1.3	0	0	0	0	4	2.3		
at Chicago State	01/24/19		dnp	-	-	-	-	-	-	-	-	-	-	-	-	-	-	-	-		
at UMKC	01/26/19		dnp	-	-	-	-	-	-	-	-	-	-	-	-	-	-	-	-		
CALIFORNIA BAPTIST	02/02/19		21	2-7	.286	0-2	.000	0-0	.000	1	0	1	1.2	2	2	1	0	4	2.4		
at UTRGV	02/14/19		dnp	-	-	-	-	-	-	-	-	-	-	-	-	-	-	-	-		
CHICAGO STATE	02/23/19		1	0-0	.000	0-0	.000	0-0	.000	0	0	0	1.2	0	0	0	0	0	2.2		
Totals			2	136	17-40	.425	3-16	.188	3-5	.600	11	10	21	1.2	14	4	7	0	2	40	2.2

Games played: 18
Minutes/game: 7.6
Points/game: 2.2
FG Pct: 42.5
3FG Pct: 18.8
FT Pct: 60.0

Rebounds/game: 1.2
Assists/game: 0.2
Turnovers/game: 0.4
Assist/turnover ratio: 0.6
Steals/game: 0.1

CAREER STATS

Year	GP-GS	Min/Avg	Total		3-Point		FT-FTA	Pct	Off-Def	Tot	Avg	PF-FO	Ast	TO	Blk	Stl	Pts/Avg
			FG-FGA	Pct	FG-FGA	Pct											
2018-19	18-2	136/7.6	17-40	.425	3-16	.188	3-5	.600	11-10	21	1.2	14-0	4	7	0	2	40/2.2
TOTAL	18-2	136/7.6	17-40	.425	3-16	.188	3-5	.600	11-10	21	1.2	14-0	4	7	0	2	40/2.2

SINGLE-GAME HIGHS

Points: 12, Northwest (WA) -- 11/28/18
Rebounds: 4, New Mexico St. -- 01/17/19
Assists: 2, California Baptist -- 02/02/19
Steals: 1, at Grand Canyon -- 01/05/19 ; Bryant -- 11/11/18
FG made: 5, Northwest (WA) -- 11/28/18
FG attempts: 7, California Baptist -- 02/02/19
3FG made: 2, Northwest (WA) -- 11/28/18
3FG attempts: 3, at CSU Bakersfield -- 01/03/19
FT made: 2, at Utah Valley -- 01/12/19
FT attempts: 2, at Utah Valley -- 01/12/19 ; Puget Sound -- 11/08/18



#23 Brown, Terrell

Opponent	Date	gs	min	Total		3-Pointers		Free throws		Rebounds				pf	a	t/o	blk	stl	pts	avg	
				fg-fga	pct	3fg-fga	pct	ft-fga	pct	off	def	tot	avg								
at Stanford	11/06/18	*	24	6-15	.400	0-1	.000	4-6	.667	3	3	6	6.0	1	4	2	0	0	16	16.0	
PUGET SOUND	11/08/18		21	3-4	.750	0-0	.000	2-4	.500	0	4	4	5.0	3	3	3	0	1	8	12.0	
BRYANT	11/11/18		22	5-6	.833	0-0	.000	2-4	.500	1	2	3	4.3	5	3	0	0	2	12	12.0	
WASHINGTON ST.	11/14/18		33	6-9	.667	0-1	.000	9-11	.818	2	6	8	5.3	4	3	3	0	3	21	14.3	
SOUTHERN UTAH	11/18/18		32	2-10	.200	1-1	1.000	0-0	.000	1	6	7	5.6	4	9	1	2	0	5	12.4	
DENVER	11/23/18	*	37	3-11	.273	0-0	.000	2-5	.400	4	7	11	6.5	1	10	0	0	1	8	11.7	
FAIRFIELD	11/24/18	*	33	2-6	.333	0-0	.000	4-8	.500	1	4	5	6.3	2	5	0	0	1	8	11.1	
LONGWOOD	11/25/18	*	28	1-4	.250	0-1	.000	0-0	.000	2	0	2	5.8	4	5	2	0	2	2	10.0	
NORTHWEST (WA)	11/28/18	*	33	10-13	.769	0-1	.000	6-7	.857	2	12	14	6.7	1	6	1	0	2	26	11.8	
EASTERN WASH.	12/01/18	*	32	2-7	.286	0-1	.000	0-0	.000	0	7	7	6.7	2	9	2	0	1	4	11.0	
OMAHA	12/06/18	*	33	5-9	.556	0-0	.000	2-4	.500	1	10	11	7.1	4	5	2	1	0	12	11.1	
at Washington	12/09/18	*	37	2-9	.222	0-0	.000	1-2	.500	2	4	6	7.0	3	9	3	1	1	5	10.6	
at Portland	12/17/18	*	34	7-10	.700	0-0	.000	3-4	.750	2	9	11	7.3	2	1	5	0	1	17	11.1	
PRAIRIE VIEW	12/20/18	*	17	2-2	1.000	0-0	.000	4-4	1.000	1	2	3	7.0	1	5	3	0	0	8	10.9	
at California	12/29/18	*	36	4-10	.400	0-1	.000	2-3	.667	2	4	6	6.9	5	3	0	0	2	10	10.8	
at CSU Bakersfield	01/03/19	*	36	6-14	.429	1-4	.250	5-6	.833	1	9	10	7.1	1	5	2	0	1	18	11.3	
at Grand Canyon	01/05/19	*	35	5-16	.313	0-0	.000	2-4	.500	0	6	6	7.1	4	3	3	0	0	12	11.3	
at Utah Valley	01/12/19	*	35	6-16	.375	1-2	.500	3-4	.750	1	1	2	6.8	2	4	2	0	4	16	11.6	
NEW MEXICO ST.	01/17/19		21	1-5	.200	0-0	.000	1-2	.500	1	5	6	6.7	3	1	1	0	1	3	11.1	
UTRGV	01/19/19	*	40	7-9	.778	0-1	.000	4-6	.667	1	6	7	6.8	5	4	5	1	1	18	11.5	
at Chicago State	01/24/19	*	39	4-12	.333	1-2	.500	0-0	.000	2	7	9	6.9	2	4	4	0	1	9	11.3	
at UMKC	01/26/19	*	37	8-17	.471	1-2	.500	5-8	.625	0	5	5	6.8	3	3	4	0	2	22	11.8	
CALIFORNIA BAPTIST	02/02/19	*	33	9-15	.600	2-3	.667	4-5	.800	1	3	4	6.7	2	0	3	0	0	24	12.3	
at UTRGV	02/14/19	*	36	2-8	.250	1-4	.250	4-6	.667	3	8	11	6.8	3	7	6	1	0	9	12.2	
at New Mexico St.	02/16/19	*	38	8-17	.471	2-3	.667	7-8	.875	0	5	5	6.8	4	4	2	0	1	25	12.7	
UMKC	02/21/19	*	39	8-20	.400	0-1	.000	5-6	.833	2	6	8	6.8	2	3	2	0	2	21	13.0	
CHICAGO STATE	02/23/19	*	35	9-13	.692	0-1	.000	2-3	.667	2	2	4	6.7	2	4	4	0	2	20	13.3	
Totals			22	876	133-287	.463	10-30	.333	83-120	.692	38	143	181	6.7	75	122	65	6	32	359	13.3

Games played: 27
 Minutes/game: 32.4
 Points/game: 13.3
 FG Pct: 46.3
 3FG Pct: 33.3
 FT Pct: 69.2

Rebounds/game: 6.7
 Assists/game: 4.5
 Turnovers/game: 2.4
 Assist/turnover ratio: 1.9
 Steals/game: 1.2
 Blocks/game: 0.2

CAREER STATS

		Total			3-Point			Rebounds									
Year	GP-GS	Min/Avg	FG-FGA	Pct	FG-FGA	Pct	FT-FTA	Pct	Off-Def	Tot	Avg	PF-FO	Ast	TO	Blk	Stl	Pts/Avg
2018-19	27-22	876/32.4	133-287	.463	10-30	.333	83-120	.692	38-143	181	6.7	75-3	122	65	6	32	359/13.3
TOTAL	27-22	876/32.4	133-287	.463	10-30	.333	83-120	.692	38-143	181	6.7	75-3	122	65	6	32	359/13.3

SINGLE-GAME HIGHS

Points: 26, Northwest (WA) -- 11/28/18
 Rebounds: 14, Northwest (WA) -- 11/28/18
 Assists: 10, Denver -- 11/23/18
 Steals: 4, at Utah Valley -- 01/12/19
 Blocks: 2, Southern Utah -- 11/18/18
 FG made: 10, Northwest (WA) -- 11/28/18
 FG attempts: 17, at UMKC -- 01/26/19 ; at New Mexico St. -- 02/16/19
 3FG made: 2, California Baptist -- 02/02/19 ; at New Mexico St. -- 02/16/19
 3FG attempts: 4, at CSU Bakersfield -- 01/03/19 ; at UTRGV -- 02/14/19
 FT made: 9, Washington St. -- 11/14/18
 FT attempts: 11, Washington St. -- 11/14/18



#24 Jones, Delante

Opponent	Date	gs	min	Total		3-Pointers		Free throws		Rebounds				pf	a	t/o	blk	stl	pts	avg
				fg-fga	pct	3fg-fga	pct	ft-fga	pct	off	def	tot	avg							
at Stanford	11/06/18	*	22	1-9	.111	0-3	.000	0-0	.000	0	1	1	1.0	2	0	1	0	0	2	2.0
PUGET SOUND	11/08/18	*	26	4-6	.667	1-2	.500	0-0	.000	0	2	2	1.5	2	1	0	0	0	9	5.5
BRYANT	11/11/18	*	26	3-13	.231	1-7	.143	1-2	.500	3	4	7	3.3	1	0	2	0	1	8	6.3
WASHINGTON ST.	11/14/18	*	36	7-15	.467	0-4	.000	1-2	.500	2	3	5	3.8	1	2	6	0	1	15	8.5
SOUTHERN UTAH	11/18/18	*	31	6-13	.462	2-6	.333	2-2	1.000	0	1	1	3.2	2	0	5	0	1	16	10.0
DENVER	11/23/18	*	28	4-7	.571	2-5	.400	1-3	.333	0	4	4	3.3	2	2	1	0	0	11	10.2
FAIRFIELD	11/24/18	*	30	7-9	.778	1-2	.500	2-3	.667	0	3	3	3.3	2	3	4	0	0	17	11.1
LONGWOOD	11/25/18	*	30	2-13	.154	2-7	.286	1-2	.500	2	0	2	3.1	1	4	1	0	0	7	10.6
EASTERN WASH.	12/01/18	*	30	8-14	.571	2-5	.400	1-1	1.000	3	3	6	3.4	3	2	2	1	0	19	11.6
OMAHA	12/06/18	*	37	9-14	.643	4-7	.571	4-5	.800	0	2	2	3.3	1	2	1	3	0	26	13.0
at Washington	12/09/18	*	37	3-11	.273	2-5	.400	2-2	1.000	2	2	4	3.4	1	1	1	0	1	10	12.7
at Portland	12/17/18	*	35	2-11	.182	1-3	.333	0-0	.000	1	5	6	3.6	3	0	2	1	0	5	12.1
PRAIRIE VIEW	12/20/18	*	19	1-4	.250	1-3	.333	4-4	1.000	0	2	2	3.5	3	2	1	0	0	7	11.7
at California	12/29/18	*	40	5-13	.385	2-3	.667	4-4	1.000	0	4	4	3.5	2	2	2	0	1	16	12.0
at CSU Bakersfield	01/03/19	*	30	5-10	.500	4-7	.571	4-4	1.000	1	0	1	3.3	1	0	3	0	1	18	12.4
at Grand Canyon	01/05/19	*	30	4-8	.500	2-3	.667	5-7	.714	1	2	3	3.3	3	0	3	0	1	15	12.6
at Utah Valley	01/12/19	*	29	6-10	.600	3-5	.600	1-2	.500	0	3	3	3.3	4	1	5	0	1	16	12.8
NEW MEXICO ST.	01/17/19	*	35	8-17	.471	2-4	.500	0-2	.000	1	1	2	3.2	2	2	3	0	1	18	13.1
UTRGV	01/19/19	*	30	2-13	.154	0-3	.000	4-4	1.000	1	2	3	3.2	3	1	2	0	0	8	12.8
at Chicago State	01/24/19	dnf	-	-	-	-	-	-	-	-	-	-	-	-	-	-	-	-	-	-
at UTRGV	02/14/19	dnf	-	-	-	-	-	-	-	-	-	-	-	-	-	-	-	-	-	-
UMKC	02/21/19	5	0-1	.000	.000	0-0	.000	0-0	.000	0	1	1	3.1	0	0	2	0	0	0	12.2
CHICAGO STATE	02/23/19	19	2-9	.222	.222	2-5	.400	4-4	1.000	2	2	4	3.1	0	1	0	0	0	10	12.0
Totals		19	605	89-220	.405	34-89	.382	41-53	.774	19	47	66	3.1	39	26	47	5	9	253	12.0

Games played: 21
Minutes/game: 28.8
Points/game: 12.0
FG Pct: 40.5
3FG Pct: 38.2
FT Pct: 77.4

Rebounds/game: 3.1
Assists/game: 1.2
Turnovers/game: 2.2
Assist/turnover ratio: 0.6
Steals/game: 0.4
Blocks/game: 0.2

CAREER STATS

			Total		3-Point				Rebounds									
Year	GP-GS	Min/Avg	FG-FGA	Pct	FG-FGA	Pct	FT-FTA	Pct	Off-Def	Tot	Avg	PF-FO	Ast	TO	Blk	Stl	Pts/Avg	
2015-16*	30-25	997/33.2	116-272	.426	39-106	.368	90-129	.698	26-81	107	3.6	82-0	54	79	6	22	361/12.0	
2016-17*	30-30	949/31.6	121-298	.406	39-115	.339	63-92	.685	28-74	102	3.4	89-5	53	94	7	22	344/11.5	
2018-19	21-19	605/28.8	89-220	.405	34-89	.382	41-53	.774	19-47	66	3.1	39-0	26	47	5	9	253/12.0	
TOTAL	21-19	605/28.8	89-220	.405	34-89	.382	41-53	.774	19-47	66	3.1	39-0	26	47	5	9	253/12.0	
All*	81-74	2551/31.5	326-790	.413	112-310	.361	194-274	.708	73-202	275	3.4	210-5	133	220	18	53	958/11.8	

* Statistics from prior team/school

SINGLE-GAME HIGHS

Points: 26, Omaha -- 12/06/18
Rebounds: 7, Bryant -- 11/11/18
Assists: 4, Longwood -- 11/25/18
Steals: 1, 9 times
Blocks: 3, Omaha -- 12/06/18
FG made: 9, Omaha -- 12/06/18
FG attempts: 17, New Mexico St. -- 01/17/19
3FG made: 4, at CSU Bakersfield -- 01/03/19 ; Omaha -- 12/06/18
3FG attempts: 7, 4 times
FT made: 5, at Grand Canyon -- 01/05/19
FT attempts: 7, at Grand Canyon -- 01/05/19



#25 Hundal, Anand

Opponent	Date	gs	min	Total		3-Pointers		Free throws		Rebounds				pf	a	t/o	blk	stl	pts	avg
				fg-fga	pct	3fg-fga	pct	ft-fita	pct	off	def	tot	avg							
at Stanford	11/06/18		13	5-6	.833	3-4	.750	0-0	.000	2	1	3	3.0	2	0	0	0	0	13	13.0
PUGET SOUND	11/08/18		7	2-3	.667	0-0	.000	0-1	.000	2	1	3	3.0	1	0	0	0	0	4	8.5
BRYANT	11/11/18		3	1-1	1.000	0-0	.000	0-0	.000	1	0	1	2.3	2	0	0	0	0	2	6.3
WASHINGTON ST.	11/14/18		4	0-1	.000	0-1	.000	0-0	.000	0	0	0	1.8	0	0	0	1	1	0	4.8
SOUTHERN UTAH	11/18/18		4	0-0	.000	0-0	.000	0-0	.000	0	1	1	1.6	0	0	0	0	0	0	3.8
DENVER	11/23/18		5	1-1	1.000	0-0	.000	0-0	.000	1	4	5	2.2	2	0	0	0	0	2	3.5
FAIRFIELD	11/24/18		2	0-0	.000	0-0	.000	0-0	.000	0	1	1	2.0	3	0	0	0	0	0	3.0
LONGWOOD	11/25/18		2	0-0	.000	0-0	.000	0-0	.000	1	1	2	2.0	0	0	0	1	0	0	2.6
NORTHWEST (WA)	11/28/18		3	0-1	.000	0-1	.000	0-0	.000	0	0	0	1.8	0	0	0	1	0	0	2.3
PRAIRIE VIEW	12/20/18		7	0-2	.000	0-1	.000	0-0	.000	1	0	1	1.7	1	0	1	0	0	0	2.1
at CSU Bakersfield	01/03/19		1	0-0	.000	0-0	.000	0-0	.000	0	0	0	1.5	0	0	0	0	0	0	1.9
NEW MEXICO ST.	01/17/19		6	1-2	.500	0-1	.000	0-0	.000	1	1	2	1.6	2	0	0	2	0	2	1.9
at Chicago State	01/24/19	*	26	6-9	.667	3-6	.500	2-2	1.000	3	5	8	2.1	3	0	1	2	2	17	3.1
at UMKC	01/26/19	*	30	1-4	.250	1-3	.333	1-3	.333	0	7	7	2.4	4	1	0	4	1	4	3.1
CALIFORNIA BAPTIST	02/02/19	*	21	1-3	.333	1-3	.333	0-0	.000	1	4	5	2.6	0	4	2	1	0	3	3.1
at UTRGV	02/14/19	*	13	0-3	.000	0-3	.000	0-0	.000	0	1	1	2.5	0	0	1	1	0	0	2.9
at New Mexico St.	02/16/19	*	21	2-5	.400	1-4	.250	0-0	.000	1	2	3	2.5	2	1	1	0	0	5	3.1
UMKC	02/21/19		6	0-1	.000	0-0	.000	0-0	.000	0	0	0	2.4	2	0	0	1	0	0	2.9
CHICAGO STATE	02/23/19		5	0-1	.000	0-1	.000	0-0	.000	0	0	0	2.3	1	0	0	0	0	0	2.7
Totals		5	179	20-43	.465	9-28	.321	3-6	.500	14	29	43	2.3	25	6	6	14	4	52	2.7

Games played: 19

Minutes/game: 9.4

Points/game: 2.7

FG Pct: 46.5

3FG Pct: 32.1

FT Pct: 50.0

Rebounds/game: 2.3

Assists/game: 0.3

Turnovers/game: 0.3

Assist/turnover ratio: 1.0

Steals/game: 0.2

Blocks/game: 0.7

CAREER STATS

Year	GP-GS	Min/Avg	Total		3-Point		FT-FTA	Pct	Off-Def	Tot	Avg	PF-FO	Ast	TO	Blk	Stl	Pts/Avg
			FG-FGA	Pct	FG-FGA	Pct											
2018-19	19-5	179/9.4	20-43	.465	9-28	.321	3-6	.500	14-29	43	2.3	25-0	6	6	14	4	52/2.7
TOTAL	19-5	179/9.4	20-43	.465	9-28	.321	3-6	.500	14-29	43	2.3	25-0	6	6	14	4	52/2.7

SINGLE-GAME HIGHS

Points: 17, at Chicago State -- 01/24/19

Rebounds: 8, at Chicago State -- 01/24/19

Assists: 4, California Baptist -- 02/02/19

Steals: 2, at Chicago State -- 01/24/19

Blocks: 4, at UMKC -- 01/26/19

FG made: 6, at Chicago State -- 01/24/19

FG attempts: 9, at Chicago State -- 01/24/19

3FG made: 3, at Chicago State -- 01/24/19 ; at Stanford -- 11/06/18

3FG attempts: 6, at Chicago State -- 01/24/19

FT made: 2, at Chicago State -- 01/24/19

FT attempts: 3, at UMKC -- 01/26/19



#35 Grigsby, Riley

Opponent	Date	gs	min	Total		3-Pointers		Free throws		Rebounds				pf	a	t/o	blk	stl	pts	avg
				fg-fga	pct	3fg-fga	pct	ft-fa	pct	off	def	tot	avg							
at Stanford	11/06/18		8	1-4	.250	0-2	.000	0-0	.000	1	0	1	1.0	4	0	0	0	1	2	2.0
PUGET SOUND	11/08/18		13	0-3	.000	0-1	.000	3-4	.750	0	0	0	0.5	0	0	0	1	0	3	2.5
BRYANT	11/11/18	*	14	0-1	.000	0-1	.000	0-0	.000	0	2	2	1.0	3	1	1	0	0	0	1.7
WASHINGTON ST.	11/14/18	*	17	1-2	.500	0-1	.000	3-4	.750	0	4	4	1.8	4	1	1	2	0	5	2.5
SOUTHERN UTAH	11/18/18	*	16	0-1	.000	0-0	.000	0-0	.000	0	1	1	1.6	3	0	0	0	0	0	2.0
DENVER	11/23/18		16	2-5	.400	0-0	.000	2-2	1.000	1	4	5	2.2	1	0	0	2	0	6	2.7
FAIRFIELD	11/24/18		13	3-4	.750	0-0	.000	1-3	.333	2	4	6	2.7	3	0	0	0	0	7	3.3
LONGWOOD	11/25/18		9	1-1	1.000	0-0	.000	0-0	.000	0	1	1	2.5	4	0	0	0	0	2	3.1
NORTHWEST (WA)	11/28/18		10	2-3	.667	0-0	.000	1-2	.500	2	3	5	2.8	3	1	1	2	0	5	3.3
EASTERN WASH.	12/01/18		14	1-1	1.000	0-0	.000	0-0	.000	0	1	1	2.6	3	0	0	0	1	2	3.2
OMAHA	12/06/18		24	5-6	.833	0-1	.000	1-2	.500	1	3	4	2.7	1	0	0	3	0	11	3.9
at Washington	12/09/18		13	1-2	.500	0-0	.000	0-0	.000	0	0	0	2.5	2	1	0	1	0	2	3.8
at Portland	12/17/18		16	1-4	.250	0-1	.000	0-0	.000	1	0	1	2.4	2	0	2	0	0	2	3.6
PRAIRIE VIEW	12/20/18		10	2-2	1.000	0-0	.000	3-3	1.000	2	1	3	2.4	3	1	0	2	0	7	3.9
at California	12/29/18		4	0-0	.000	0-0	.000	0-0	.000	0	1	1	2.3	3	0	0	0	0	0	3.6
at CSU Bakersfield	01/03/19		13	0-1	.000	0-1	.000	0-0	.000	0	3	3	2.4	1	1	1	1	0	0	3.4
at Grand Canyon	01/05/19		7	1-2	.500	0-0	.000	4-4	1.000	1	1	2	2.4	1	0	0	0	0	6	3.5
at Utah Valley	01/12/19	*	14	1-2	.500	0-0	.000	0-0	.000	1	0	1	2.3	5	0	0	0	0	2	3.4
NEW MEXICO ST.	01/17/19		25	1-4	.250	0-1	.000	2-2	1.000	0	4	4	2.4	5	1	1	0	1	4	3.5
UTRGV	01/19/19		24	0-1	.000	0-0	.000	1-2	.500	1	3	4	2.5	3	2	0	1	1	1	3.4
at Chicago State	01/24/19	dnp	-	-	-	-	-	-	-	-	-	-	-	-	-	-	-	-	-	-
at UTRGV	02/14/19		11	1-2	.500	1-1	1.000	0-0	.000	0	3	3	2.5	3	0	1	0	0	3	3.3
at New Mexico St.	02/16/19		34	2-8	.250	0-3	.000	2-2	1.000	0	2	2	2.5	3	0	0	1	0	6	3.5
UMKC	02/21/19	*	35	4-5	.800	3-3	1.000	1-2	.500	0	2	2	2.4	3	3	0	1	1	12	3.8
CHICAGO STATE	02/23/19	*	22	3-4	.750	0-0	.000	1-2	.500	3	5	8	2.7	3	1	1	0	0	7	4.0
Totals		6	382	33-68	.485	4-16	.250	25-34	.735	16	48	64	2.7	66	13	9	17	5	95	4.0

Games played: 24
 Minutes/game: 15.9
 Points/game: 4.0
 FG Pct: 48.5
 3FG Pct: 25.0
 FT Pct: 73.5

Rebounds/game: 2.7
 Assists/game: 0.5
 Turnovers/game: 0.4
 Assist/turnover ratio: 1.4
 Steals/game: 0.2
 Blocks/game: 0.7

CAREER STATS

Year	GP-GS	Min/Avg	Total		3-Point		FT-FTA	Pct	Rebounds				PF-FO	Ast	TO	Blk	Stl	Pts/Avg
			FG-FGA	Pct	FG-FGA	Pct			Off-Def	Tot	Avg	PF-FO						
2018-19	24-6	382/15.9	33-68	.485	4-16	.250	25-34	.735	16-48	64	2.7	66-2	13	9	17	5		95/4.0
TOTAL	24-6	382/15.9	33-68	.485	4-16	.250	25-34	.735	16-48	64	2.7	66-2	13	9	17	5		95/4.0

SINGLE-GAME HIGHS

Points: 11, Omaha -- 12/06/18
 Rebounds: 6, Fairfield -- 11/24/18
 Assists: 2, UTRGV -- 01/19/19
 Steals: 1, 4 times
 Blocks: 3, Omaha -- 12/06/18
 FG made: 5, Omaha -- 12/06/18
 FG attempts: 8, at New Mexico St. -- 02/16/19
 3FG made: 1, at UTRGV -- 02/14/19
 3FG attempts: 3, at New Mexico St. -- 02/16/19
 FT made: 4, at Grand Canyon -- 01/05/19
 FT attempts: 4, at Grand Canyon -- 01/05/19 ; Puget Sound -- 11/08/18 ; Washington St. -- 11/14/18



#41 Wall, Joe

Opponent	Date	gs	min	Total		3-Pointers		Free throws		Rebounds				pf	a	t/o	blk	stl	pts	avg
				fg-fga	pct	3fg-fga	pct	ft-fa	pct	off	def	tot	avg							
at Stanford	11/06/18		1	1-1	1.000	1-1	1.000	0-0	.000	0	0	0	0.0	0	0	0	0	0	3	3.0
PUGET SOUND	11/08/18		2	0-1	.000	0-1	.000	0-0	.000	0	0	0	0.0	1	0	0	0	0	0	1.5
BRYANT	11/11/18		1	0-0	.000	0-0	.000	0-0	.000	0	0	0	0.0	0	0	0	0	0	0	1.0
LONGWOOD	11/25/18		2	0-1	.000	0-1	.000	0-0	.000	0	0	0	0.0	0	0	0	0	0	0	0.8
NORTHWEST (WA)	11/28/18		1	0-0	.000	0-0	.000	0-0	.000	0	0	0	0.0	0	0	0	0	0	0	0.6
PRAIRIE VIEW	12/20/18		3	1-2	.500	0-1	.000	0-0	.000	1	0	1	0.2	0	0	0	0	0	2	0.8
UTRGV	01/19/19		0	0-0	.000	0-0	.000	0-0	.000	0	0	0	0.1	1	0	0	0	0	0	0.7
at Chicago State	01/24/19		1	1-2	.500	1-2	.500	0-0	.000	0	1	1	0.3	0	0	0	0	0	3	1.0
at UMKC	01/26/19		0	0-0	.000	0-0	.000	0-0	.000	0	0	0	0.2	1	0	0	0	0	0	0.9
at UTRGV	02/14/19		dnp	-	-	-	-	-	-	-	-	-	-	-	-	-	-	-	-	-
at New Mexico St.	02/16/19		1	1-2	.500	1-2	.500	0-0	.000	0	0	0	0.2	1	0	0	0	0	3	1.1
CHICAGO STATE	02/23/19		1	0-0	.000	0-0	.000	0-0	.000	0	0	0	0.2	1	0	0	0	0	0	1.0
Totals		0	13	4-9	.444	3-8	.375	0-0	.000	1	1	2	0.2	5	0	0	0	0	11	1.0

Games played: 11

Rebounds/game: 0.2

Minutes/game: 1.2

Points/game: 1.0

FG Pct: 44.4

3FG Pct: 37.5

CAREER STATS

Year	GP-GS	Min/Avg	Total		3-Point		FT-FTA	Pct	Off-Def	Tot	Avg	PF-FO	Ast	TO	Blk	Stl	Pts/Avg
			FG-FGA	Pct	FG-FGA	Pct											
2018-19	11-0	13/1.2	4-9	.444	3-8	.375	0-0	.000	1-1	2	0.2	5-0	0	0	0	0	11/1.0
TOTAL	11-0	13/1.2	4-9	.444	3-8	.375	0-0	.000	1-1	2	0.2	5-0	0	0	0	0	11/1.0

SINGLE-GAME HIGHS

Points: 3, at Chicago State -- 01/24/19 ; at New Mexico St. -- 02/16/19 ; at Stanford -- 11/06/18

Rebounds: 1, at Chicago State -- 01/24/19 ; Prairie View -- 12/20/18

FG made: 1, 4 times

FG attempts: 2, at Chicago State -- 01/24/19 ; at New Mexico St. -- 02/16/19 ; Prairie View -- 12/20/18

3FG made: 1, at Chicago State -- 01/24/19 ; at New Mexico St. -- 02/16/19 ; at Stanford -- 11/06/18

3FG attempts: 2, at Chicago State -- 01/24/19 ; at New Mexico St. -- 02/16/19



2018-19 BOX SCORES

Official Basketball Box Score -- Game Totals -- Final Statistics Seattle U vs Stanford 11/06/18 7:00 pm at Stanford, CA (Maples Pavilion)

Seattle U 74 • 0-1

#	Player	Total			3-Ptr			Rebounds			PF	TP	A	TO	Blk	Stl	Min
		FG-FGA	FG-FGA	FT-FTA	FG-FGA	FT-FTA	Off	Def	Total								
01	Carter, Myles	f	2-5	0-1	2-5	1	2	3	5	6	0	2	1	0	0	18	
05	Kavas, Matej	g	4-7	1-3	4-6	1	3	4	3	13	0	2	0	0	0	34	
13	Means, Morgan	g	5-7	1-1	0-0	0	1	1	2	11	2	2	0	0	0	31	
23	Brown, Terrell	g	6-15	0-1	4-6	3	3	6	1	16	4	2	0	0	0	24	
24	Jones, Delante	g	1-9	0-3	0-0	0	1	1	2	2	0	1	0	0	0	22	
00	McDowell, Dashawn	g	2-7	0-0	0-0	1	2	3	4	4	0	0	0	0	1	19	
02	Burke, Ian	g	0-0	0-0	1-2	1	0	1	0	1	0	0	0	0	0	3	
10	Nettles, Aaron	g	0-1	0-1	0-0	0	0	0	2	0	0	1	0	0	0	9	
11	Economou, Rip	g	1-2	0-1	0-0	0	0	0	0	2	0	0	0	0	0	5	
12	Da Campo, Mattia	g	0-0	0-0	1-2	1	2	3	0	1	1	0	0	0	0	4	
14	Vail, Matt	g	0-0	0-0	0-0	0	0	0	0	0	0	0	0	0	0	1	
15	Hopkins, Trey	g	0-0	0-0	0-0	0	0	0	0	0	0	0	0	0	0	6	
25	Hundal, Anand	g	5-6	3-4	0-0	2	1	3	2	13	0	0	0	0	0	13	
35	Grigsby, Riley	g	1-4	0-2	0-0	1	0	1	4	2	0	0	0	0	1	8	
41	Wall, Joe	g	1-1	1-1	0-0	0	0	0	0	3	0	0	0	0	0	1	
Team						1	3	4									
Totals			28-64	6-18	12-21	12	18	30	25	74	7	11	1	2	2	198	
FG % 1st Half: 14-28		50.0%	2nd half: 14-36		38.9%	Game: 28-64		43.8%							Deadball		
3FG % 1st Half: 4-7		57.1%	2nd half: 2-11		18.2%	Game: 6-18		33.3%							Rebounds		
FT % 1st Half: 4-6		66.7%	2nd half: 8-15		53.3%	Game: 12-21		57.1%							4.1		

Stanford 96 • 2-0

#	Player		Total		3-Ptr		Rebounds			PF	TP	A TO Blk Stl				Min
			FG-FGA	FG-FGA	FT-FTA	FT-FTA	Off	Def	Tot			A	TO	Blk	Stl	
00	KZ Okpala	f	8-12	2-2	11-13	1	9	10	2	29	5	3	3	1	36	
13	Oscar Da Silva	f	2-3	0-1	0-0	1	5	6	3	4	2	3	1	1	21	
20	Josh Sharma	c	3-7	0-0	2-2	1	4	5	3	8	1	1	1	0	13	
01	Daejon Davis	g	4-7	1-1	6-7	0	0	0	4	15	2	2	0	0	21	
23	Cornac Ryan	g	5-8	5-6	1-1	1	3	4	2	16	1	1	0	2	33	
04	Isaac White		0-1	0-1	2-2	0	0	0	1	2	0	1	0	0	6	
11	Jaiden Delaire		3-7	2-3	0-0	0	5	5	5	8	0	2	1	0	25	
14	Marcus Sheffield		2-5	1-1	5-6	1	0	1	1	10	1	0	0	0	20	
15	Rodney Herenton		0-0	0-0	0-0	0	0	0	0	0	0	0	0	0	3	
32	Lukas Kisunas		1-3	0-0	0-0	1	0	1	2	2	0	0	0	0	5	
33	Trevor Stanback		1-3	0-0	0-2	1	2	3	0	2	0	0	0	0	17	
Team						3	0	3								
Totals				29-56	11-15	27-33	10	28	38	23	96	12	13	6	4	200
FG % 1st Half: 11-26			42.3%	2nd half: 18-30		60.0%	Game: 29-56		51.8%							Deadball
3FG % 1st Half: 3-4			75.0%	2nd half: 8-11		72.7%	Game: 11-15		73.3%							Rebounds
FT % 1st Half: 15-21			71.4%	2nd half: 12-12		100.0	Game: 27-33		81.8%							4.1

Officials: Randy McCall, Glen Mayberry, Chad Shepherd
Technical fouls: Seattle U-None. Stanford-None.
Attendance: 3365
2018-19 Men's Basketball. Round: 0. Seattle U vs Stanford. Played at .

Score by periods	1st	2nd	Total
Seattle U	36	38	74
Stanford	40	56	96

Official Basketball Box Score -- Game Totals -- Final Statistics Bryant vs Seattle U 11/11/18 7:00 pm at Kent, WA (accesso ShoWare Center)

Bryant 59 • 0-2

#	Player	Total			3-Ptr			Rebounds			PF	TP	A TO Blk Stl				Min
		FG-FGA	FG-FGA	FT-FTA	Off	Def	Tot	A	TO	Blk			Stl				
01	Juan Cardenas	f	0-3	0-1	1-2	0	4	4	3	1	0	0	1	1	1	20	
25	Patrick Harding	g	1-3	0-0	0-0	0	6	6	2	2	0	1	1	1	1	17	
03	Byron Hawkins	g	5-12	2-7	7-10	0	1	1	1	19	1	1	0	1	1	34	
11	Adam Grant	g	5-14	2-8	0-0	3	1	4	2	12	1	5	1	2	2	33	
22	Joe Kasperzyk	g	3-6	0-2	3-3	0	0	0	5	9	1	3	1	2	1	19	
02	Brandon Carroll	g	0-0	0-0	1-2	0	1	1	1	1	0	0	0	0	2	4	
10	Taylor McHugh	g	1-3	1-3	0-0	1	1	2	1	3	4	1	0	0	0	27	
13	Monty Urmilevicius	g	0-0	0-0	2-2	1	3	4	0	2	0	1	0	0	0	8	
14	Kyle Cardaci	g	0-3	0-3	2-2	0	3	3	3	2	0	0	0	0	0	9	
21	Tanner Johnson	g	0-2	0-2	0-0	0	0	0	1	0	0	1	0	0	0	11	
54	Sebastian Townes	g	2-5	0-0	4-4	1	2	3	5	8	0	0	0	0	0	18	
Team						0	0	0									
Totals			17-51	5-26	20-25	6	22	28	24	59	7	13	4	9	9	200	
FG % 1st Half: 9-27		33.3%	2nd half: 8-24		33.3%	Game: 17-51		33.3%	Deadball						Rebounds		
3FG % 1st Half: 2-11		18.2%	2nd half: 3-15		20.0%	Game: 5-26		19.2%							3,2		
FT % 1st Half: 4-4		100.0	2nd half: 16-21		76.2%	Game: 20-25		80.0%									

Seattle U 82 • 2-1

#	Player	Total			3-Ptr		Rebounds			PF	TP	A TO Blk Stl				Min
		FG-FGA	FG-FGA	FT-FTA	Off	Def	Tot	A	TO			Blk	Stl			
01	Carter, Myles	f	10-17	1-1	4-6	6	5	11	4	25	2	3	3	0	0	33
05	Kavas, Matej	g	2-9	1-5	0-0	1	3	4	3	5	1	0	0	2	28	
13	Means, Morgan	g	7-13	2-5	5-7	0	8	8	2	21	3	3	0	0	37	
24	Jones, Delante	g	3-13	1-7	1-2	3	4	7	1	8	0	2	0	1	26	
35	Grigsby, Riley	g	0-1	0-1	0-0	0	2	2	3	0	1	1	0	0	14	
00	McDowell, Dashawn	g	0-0	0-0	0-0	0	1	1	0	0	0	1	0	0	6	
02	Burke, Ian	g	0-0	0-0	3-4	0	1	1	2	3	0	2	0	1	4	
10	Nettles, Aaron	g	2-3	2-3	0-0	0	1	1	0	6	0	0	0	1	15	
11	Economou, Rip	g	0-0	0-0	0-0	0	0	0	1	0	0	0	0	0	3	
12	Da Campo, Mattia	g	0-0	0-0	0-0	0	1	1	0	0	0	0	0	0	3	
14	Vail, Matt	g	0-0	0-0	0-0	0	0	0	0	0	0	0	0	0	1	
15	Hopkins, Trey	g	0-2	0-0	0-0	1	0	1	0	0	0	1	0	1	4	
23	Brown, Terrell	g	5-6	0-0	2-4	1	2	3	5	12	3	0	0	2	22	
25	Hundal, Anand	g	1-1	0-0	0-0	1	0	1	2	2	0	0	0	0	3	
41	Wall, Joe	g	0-0	0-0	0-0	0	0	0	0	0	0	0	0	0	1	
Team						0	0	0								
Totals			30-65	7-22	15-23	13	28	41	23	82	10	13	3	8	200	
FG % 1st Half: 14-34		41.2%	2nd half: 16-31		51.6%	Game: 30-65		46.2%	Deadball							
3FG % 1st Half: 2-9		22.2%	2nd half: 5-13		38.5%	Game: 7-22		31.8%	Rebounds							
FT % 1st Half: 3-5		60.0%	2nd half: 12-18		66.7%	Game: 15-23		65.2%							6.2	

Officials: Jimmy Casas, Greg Nixon, Mark Cook
Technical fouls: Bryant-None. Seattle U-None.
Attendance: 1236
2018-19 Men's Basketball. Round: 0. Bryant vs Seattle U. Played at .

Score by periods	1st	2nd	Total
Bryant	24	35	59
Seattle U	33	49	82

Start - FG - Bryant 2nd-01:45, SU 2nd-00:47.
Largest lead - Bryant None, SU led for 36:01. Game was tied for 03:59.
Score tied - 2 times.
Lead changed - 0 times.

Official Basketball Box Score -- Game Totals -- Final Statistics Puget Sound vs Seattle U 11/08/18 7:00 pm at Seattle, WA (Redhawk Center)

Puget Sound 67

#	Player		Total		3-Ptr		Rebounds			PF	TP	A TO Blk Stl				Min
			FG-FGA	FG-FGA	FT-FTA	Off	Def	Tot	A			TO	Blk	Stl		
24	Zion Shepherd	f	5-11	0-0	3-4	2	1	3	2	13	0	2	2	2	2	22
10	Stellan Roberts	c	4-12	1-3	5-6	1	7	8	4	14	2	5	0	0	3	31
21	Jimmy Wohrer	g	5-20	1-10	0-0	2	0	2	2	11	0	3	0	1	1	35
25	Max Basile	g	1-5	1-2	4-4	1	5	6	4	7	0	4	0	1	1	25
33	Gabriel Chaikin	g	4-6	0-1	5-7	1	1	2	3	13	0	1	0	1	1	23
00	Jakhal Dillingham	g	0-0	0-0	2-2	0	0	0	0	2	0	0	0	0	0	5
01	Cal Hansen	g	1-2	0-0	2-2	0	3	3	0	4	1	0	0	0	0	21
05	Zach Gelacio	g	1-3	0-1	1-2	1	0	1	2	3	0	2	0	0	0	17
22	Josh McMillan	g	0-0	0-0	0-0	0	2	2	2	0	0	0	0	0	0	7
30	Isaiah Africano	g	0-0	0-0	0-0	0	1	1	5	0	0	1	0	0	0	10
32	Griffin Webb	g	0-0	0-0	0-0	0	1	1	0	0	0	0	0	0	0	3
Team			FG-FGA	FG-FGA	FT-FTA	0	0	0	0							
Totals			21-59	11-37	22-27	8	21	29	24	67	3	18	2	8	0	199
FG % 1st Half: 10-31			32.3%	2nd half: 11-28	39.3%	Game: 21-59			35.6%				Deadball			
3FG % 1st Half: 2-8			25.0%	2nd half: 1-9	11.1%	Game: 3-17			17.6%				Rebounds			
FT % 1st Half: 4-4			100.0%	2nd half: 18-23	78.3%	Game: 22-27			81.5%				2,1			



Official Basketball Box Score -- Game Totals -- Final Statistics

Eastern Wash. vs Seattle U

12/01/18 5:00 pm at Seattle, WA (Redhawk Center)

Eastern Wash. 68 • 1-5

Eastern Wash. SS - 1-3

		Total	3-Ptr		Rebounds										
#	Player		FG-FGA	FG-FGA	FT-FTA	Off	Def	Tot	PF	TP	A	TO	Blk	Stl	Min
34	Jesse Hunt	f	9-16	3-7	5-7	2	8	10	4	26	1	2	0	1	31
02	Ty Gibson	g	0-3	0-3	0-0	1	2	3	3	0	0	0	0	0	26
10	Jacob Davison	g	1-5	0-3	1-1	0	2	2	1	3	1	2	0	0	21
11	Jack Perry	g	1-6	0-4	0-0	1	6	7	0	2	2	1	0	0	36
13	Luka Vuljick	g	7-12	0-3	4-6	0	3	3	3	18	3	2	0	0	29
00	Tyler Kidd		1-1	0-0	0-0	0	0	0	1	2	0	1	0	0	5
01	Austin Fadal		2-5	0-3	0-0	0	0	0	1	4	0	1	0	0	14
20	Cody Benzel		2-4	1-3	0-0	0	0	0	1	5	0	0	0	0	15
22	Elijah Jackson		2-2	0-0	1-4	0	2	2	3	5	1	1	1	1	13
24	Kim Aiken Jr.		0-1	0-1	0-0	0	5	5	0	0	1	0	0	0	4
35	Tanner Groves		1-3	1-1	0-0	1	0	1	2	3	0	1	0	0	6
	Team					0	0	0							

Totals		26-58 5-28 11-18 5 28 33 19 68 9 11 1 2 200							
FG % 1st Half:	11-32	34.4%	2nd half:	15-26	57.7%	Game:	26-58	44.8%	
3FG % 1st Half:	2-17	11.8%	2nd half:	3-11	27.3%	Game:	5-28	17.9%	Deadball Rebounds
FT % 1st Half:	1-1	100.0	2nd half:	10-17	58.8%	Game:	11-18	61.1%	5

Seattle U 88 • 8-2

Seattle U 88 • 8-2																
#	Player		Total		3-Ptr		Rebounds							Min		
			FG-FGA	FG-FGA	FT-FTA	Off	Def	TP	PF	TP	A	To	Blk		Stl	
01	Carter, Myles	f	10-15	0-0	3-9	2	6	8	2	23	0	1	1	0	30	
05	Kavas, Matej	g	7-14	4-7	0-0	0	6	6	2	18	0	0	0	1	37	
13	Means, Morgan	g	5-11	2-5	4-5	1	4	5	3	16	7	0	0	5	40	
23	Brown, Terrell	g	2-7	0-1	0-0	0	7	7	2	4	9	2	0	1	32	
24	Jones, Delante	g	8-14	2-5	1-1	3	3	6	3	19	2	2	1	0	30	
10	Nettles, Aaron		2-5	1-4	1-2	0	1	1	1	6	1	0	0	2	17	
35	Grigsby, Riley		1-1	0-0	0-0	0	1	1	3	2	0	0	0	1	14	
Team						0	0	0								
Totals			35-67	9-22	9-17	6	28	34	16	88	19	5	2	10	200	
FG % 1st Half: 16-35 45.7%			2nd half: 19-32 59.4%			Game: 35-67 52.2%			Deadball Rebound 6,							
3FG % 1st Half: 5-11 45.5%			2nd half: 4-11 36.4%			Game: 9-22 40.9%										
FT % 1st Half: 2-7 28.6%			2nd half: 7-10 70.0%			Game: 9-17 52.9%										

Officials: Ryan Holmes,Ruben Ramos,D.G. Nelson
Technical fouls: Eastern Wash.-None. Seattle U-None.
Attendance: 999
2018-19 Men's Basketball. Round: 0. Eastern Wash. vs Seattle U. Played at .

Score by periods	1st	2nd	Total		In	Off	2nd	Fast	
Eastern Wash.	25	43	68	Points	Paint	T/O	Chance	Break	Bench
Seattle U	39	49	88	EWU	32	5	5	3	19
				SU	42	14	9	5	8

Points	In Paint	Off T/O	2nd Chance	Fast Break	Bench
NW	30	6	9	6	21
SU	54	21	10	4	24

Last FG - EWU 2nd-04:24, SU 2nd-00:32.
Largest lead - EWU by 5 1st-16:18, SU by 20 2nd-11:07.
EWU led for 04:08. SU led for 34:54. Game was tied for 00:58.

Score tied - 1 time.
Lead changed - 4 times

Official Basketball Box Score -- Game Totals -- Final Statistics

Seattle U vs Washington

12/09/18 6:00 pm at Seattle, WA (Alaska Airlines Arena)

Seattle U 62 • 9-3

Seattle U 62 • 9-3																
##	Player		Total		3-Ptr		Rebounds			PF	TP	A	TO	Blk	Stl	Min
			FG-FGA	FG-FGA	FT-FTA	Off	Def	Total								
01	Carter, Myles	f	6-15	0-0	3-6	4	3	7	4	15	2	2	0	1	31	
05	Kavas, Matej	g	1-7	1-4	6-7	1	6	7	3	9	0	2	0	0	34	
13	Means, Morgan	g	8-16	3-7	2-2	0	2	2	4	21	3	2	0	3	40	
23	Brown, Terrell	g	2-9	0-0	1-2	2	4	6	3	5	9	3	1	1	37	
24	Jones, Delante	g	3-11	2-5	2-2	2	2	4	1	10	1	1	0	1	37	
30	Nettles, Aaron		0-0	0-0	0-0	0	1	1	0	0	0	1	0	1	8	
15	Grigsby, Riley		1-2	0-0	0-0	0	0	0	2	2	1	0	1	0	13	
	Team					1	1	2								
Totals			21-60	6-16	14-19	10	19	29	17	62	16	11	2	7	200	
FG % 1st Half: 10-29 34.5%			2nd half: 11-31 35.5%			Game: 21-60 35.0%			Deadball							

FT % 1st Half: 10-13	76.9%	2nd half: 4-6	66.7%	Game: 14-19	73.7%	3,2
----------------------	-------	---------------	-------	-------------	-------	-----

Washington 70 • 7-3

	Total	3-Ptr	Rebounds
--	-------	-------	----------

Washington 70 • 7-3

#	Player		Total		3-Ptr	Rebounds									Min
			FG-FGA	Fg%	FT-FTA	Off	Def	Tot	PF	TP	A	To	Blk	Stl	
04	Matisse Thybulle	f	2-6	0-3	2-4	1	2	3	3	6	3	2	3	3	27
13	Hameir Wright	f	0-2	0-1	0-0	0	2	2	1	0	0	0	0	0	14
15	Noah Dickerson	f	4-6	0-0	5-6	3	3	6	3	13	1	0	0	2	25
01	David Crisp	g	4-12	1-4	2-2	1	3	4	2	11	1	2	0	2	36
05	Jaylen Nowell	g	7-13	1-2	3-4	2	7	9	2	18	3	5	1	0	36
00	Jamal Bey		1-1	0-0	0-1	0	1	1	0	2	1	1	0	0	8
11	Nahziah Carter		2-5	1-1	0-0	0	1	1	1	5	0	3	0	1	17
22	Dominic Green		4-7	3-6	0-0	0	7	7	1	11	0	2	1	0	26
33	Sam Timmins		2-3	0-0	0-0	1	2	3	2	4	0	1	1	0	11
Team						3	1	4							
Totals			26-55	6-17	12-17	11	29	40	15	70	9	16	6	8	200
FG % 1st Half: 16-28			57.1%	2nd half: 10-27	37.0%	Game: 26-55			47.3%	Deadball					
3FG % 1st Half: 6-9			66.7%	2nd half: 0-8	0.0%	Game: 6-17			35.3%	Rebounds					
FT % 1st Half: 3-6			50.0%	2nd half: 9-11	81.8%	Game: 12-17			70.6%	2,2					

Officials: Chris Rastatter,Randy McCall,Michael Irving
Technical fouls: Seattle U-None. Washington-TEAM.
Attendance: 6688

Score by periods	1st	2nd	Total
Seattle U	34	28	62
Washington	41	29	70

	In	Off	2nd	Fast	
Points	Paint	T/O	Chance	Break	Bench
UNO	24	21	3	11	12
CH	24	15	3	7	14

Last FG - SU 2nd-01:24, UW 2nd-01:03.
Largest lead - SU by 5 1st-18:15, UW by 20 2nd-13:21.
SU led for 02:04, UW led for 34:22, Game was tied for 03:29

Score tied - 3 times.
Lead changed - 1 time.



2018-19 BOX SCORES

Official Basketball Box Score -- Game Totals -- Final Statistics Seattle U vs Portland 12/17/18 7:00 pm at Portland, OR (Chiles Center)

Seattle U 67 • 10-3

#	Player	Total		3-Ptr		Rebounds			PF	TP	A	TO	Blk	Stl	Min
		FG-FGA	FG-FGA	FT-FTA	FT-FTA	Off	Def	Tot							
12	Carter, Myles	f	3-5	0-0	5-7	4	8	12	4	11	0	1	2	2	30
05	Kavas, Matej	g	4-9	2-4	1-4	0	5	5	2	11	0	2	1	0	35
13	Means, Morgan	g	4-10	1-4	7-10	0	6	6	4	16	3	4	0	0	35
23	Brown, Terrell	g	7-10	0-0	3-4	2	9	11	2	17	1	5	0	1	34
24	Jones, Delante	g	2-11	1-3	0-0	1	5	6	3	5	0	2	1	0	35
10	Nettles, Aaron	g	1-2	1-2	2-2	0	0	0	2	5	0	0	0	0	15
12	Da Campo, Mattia	g	0-0	0-0	0-0	0	0	0	0	0	0	0	0	0	0+
15	Hopkins, Trey	g	0-0	0-0	0-0	0	0	0	0	0	0	0	0	0	0+
35	Grigsby, Riley	g	1-4	0-1	0-0	1	0	1	2	2	0	2	0	0	16
Team						2	0	2							
Totals			22-51	5-14	18-27	10	33	43	19	67	4	16	4	3	200

FG % 1st Half: 15-27 55.6% 2nd half: 7-24 29.2% Game: 22-51 43.1% Deadball Rebounds 6
3FG % 1st Half: 4-7 57.1% 2nd half: 1-7 14.3% Game: 5-14 35.7%
FT % 1st Half: 5-10 50.0% 2nd half: 13-17 76.5% Game: 18-27 66.7%

Portland 56 • 6-7

#	Player	Total		3-Ptr		Rebounds			PF	TP	A	TO	Blk	Stl	Min
		FG-FGA	FG-FGA	FT-FTA	FT-FTA	Off	Def	Tot							
12	Theo Akwuba	c	0-2	0-0	0-2	1	0	1	3	0	0	0	1	0	9
02	JoJo Walker	g	5-13	1-4	2-4	1	3	4	3	13	2	2	0	5	34
10	Marcus Shaver Jr.	g	4-16	3-7	0-0	0	1	1	5	11	1	3	0	1	31
11	Josh McSwiggan	g	5-12	2-6	2-2	1	4	5	2	14	2	3	0	0	35
13	Franklin Porter	g	1-6	0-2	0-0	0	5	5	4	2	3	2	1	0	38
01	Malcolm Porter	g	0-1	0-0	1-2	0	0	0	0	1	0	0	0	0	5
14	Tahirou Diabate	g	2-3	0-0	0-3	1	3	4	2	4	0	2	2	0	19
32	Hugh Hogland	g	1-1	0-0	2-6	5	1	6	2	4	0	2	1	0	10
33	Jacob Tryon	g	2-3	0-0	0-0	2	2	4	0	4	1	1	0	0	9
55	Xavier Hallinan	g	1-1	1-1	0-0	0	0	0	0	3	1	0	0	0	10
Team						2	2	4							
Totals			21-58	7-20	7-19	13	21	34	21	56	10	15	5	6	200

FG % 1st Half: 8-25 32.0% 2nd half: 13-33 39.4% Game: 21-58 36.2% Deadball Rebounds 3,1
3FG % 1st Half: 4-9 44.4% 2nd half: 3-11 27.3% Game: 7-20 35.0%
FT % 1st Half: 2-6 33.3% 2nd half: 5-13 38.5% Game: 7-19 36.8%

Officials: Levon Zakarian, Mike Scyphers, Eric Curry
Technical fouls: Seattle U-None. Portland-Tahirou Diabate.
Attendance: 1553
2018-19 Men's Basketball. Round: 0. Portland vs Seattle U. Played at .

Score by periods		1st	2nd	Total
Seattle U		39	28	67
Portland		22	34	56

	Points	In Paint	Off T/O	2nd Chance	Fast Break	Bench
SU	26	13	12	8	7	7
UP	22	10	16	9	16	16

Last FG - SU 2nd-01:45, UP 2nd-00:47.
Largest lead - SU by 21 21:02:48, UP None.
SU led for 39:16. UP led for 00:00. Game was tied for 00:44.

Score tied - 0 times.
Lead changed - 0 times.

Official Basketball Box Score -- Game Totals -- Final Statistics Seattle U vs California 12/29/18 5:00 pm at Berkeley, CA (Haas Pavilion)

Seattle U 82 • 12-3

#	Player	Total		3-Ptr		Rebounds			PF	TP	A	TO	Blk	Stl	Min
		FG-FGA	FG-FGA	FT-FTA	FT-FTA	Off	Def	Tot							
01	Carter, Myles	f	11-18	0-0	4-7	4	9	13	4	26	0	3	1	0	40
12	Da Campo, Mattia	g	0-0	0-0	0-0	1	1	2	5	0	0	1	0	2	27
13	Means, Morgan	g	4-12	0-3	16-16	2	4	6	4	24	3	4	0	1	40
23	Brown, Terrell	g	4-10	0-1	2-3	2	4	6	5	10	3	0	0	2	36
24	Jones, Delante	g	5-13	2-3	4-4	0	4	4	2	16	2	2	0	1	40
10	Nettles, Aaron	g	0-0	0-0	4-6	0	0	0	3	4	0	0	0	0	7
15	Hopkins, Trey	g	1-2	0-1	0-0	1	1	2	2	2	0	1	0	0	6
35	Grigsby, Riley	g	0-0	0-0	0-0	0	1	1	3	0	0	0	0	0	4
Team						4	0	4							
Totals			25-55	2-8	30-36	14	24	38	28	82	8	11	1	6	200

FG % 1st Half: 15-26 57.7% 2nd half: 10-29 34.5% Game: 25-55 45.5% Deadball Rebounds 4
3FG % 1st Half: 1-5 20.0% 2nd half: 1-3 33.3% Game: 2-8 25.0%
FT % 1st Half: 9-11 81.8% 2nd half: 21-25 84.0% Game: 30-36 83.3%

California 73 • 5-7

#	Player	Total		3-Ptr		Rebounds			PF	TP	A	TO	Blk	Stl	Min
		FG-FGA	FG-FGA	FT-FTA	FT-FTA	Off	Def	Tot							
11	Justice Sueing	f	4-11	1-5	6-6	1	3	4	3	15	2	0	0	0	36
22	Andre Kelly	g	2-6	0-0	3-4	5	5	10	5	7	2	2	4	1	34
34	Grant Anticevich	f	1-3	1-2	0-0	2	1	3	2	3	0	2	0	0	15
01	Darius McNeill	g	7-15	2-6	3-5	0	1	1	4	19	1	0	0	0	34
03	Paris Austin	g	5-12	0-0	10-11	0	5	5	3	20	2	3	0	0	32
02	Juhwan Harris-Dyson	g	1-3	0-0	0-0	1	3	4	3	2	0	3	1	1	20
15	Roman Davis	g	1-1	0-0	0-0	0	0	0	2	2	0	1	0	0	3
20	Matt Bradley	g	0-2	0-0	2-4	1	0	1	5	2	0	1	0	1	17
24	Jacobi Gordon	g	1-1	1-1	0-0	0	0	0	2	3	1	0	0	1	9
Team						2	0	2							
Totals			22-54	5-14	24-30	12	18	30	29	73	8	12	5	5	200

FG % 1st Half: 9-21 42.9% 2nd half: 13-33 39.4% Game: 22-54 40.7% Deadball Rebounds 2
3FG % 1st Half: 3-4 75.0% 2nd half: 2-10 20.0% Game: 5-14 35.7%
FT % 1st Half: 10-13 76.9% 2nd half: 14-17 82.4% Game: 24-30 80.0%

Officials: D.G. Nelson, Rick Randall, Deron White
Technical fouls: Seattle U-None. California-None.
Attendance: 4104
2018-19 Men's Basketball. Round: 0. California vs Seattle U. Played at .

Score by periods		1st	2nd	Total
Seattle U		40	42	82
California		31	42	73

	Points	In Paint	Off T/O	2nd Chance	Fast Break	Bench
SU	32	17	19	15	6	6
CAL	26	8	19	15	6	9

Last FG - SU 2nd-02:18, CAL 2nd-00:04.
Largest lead - SU by 18 1st-07:36, CAL by 2 1st-19:26.
SU led for 37:11. CAL led for 01:31. Game was tied for 01:18.

Score tied - 1 time.
Lead changed - 5 times.

Official Basketball Box Score -- Game Totals -- Final Statistics Prairie View vs Seattle U 12/20/18 7:00 pm at Seattle, WA (Redhawk Center)

Prairie View 64 • 1-10

#	Player	Total		3-Ptr		Rebounds			PF	TP	A	TO	Blk	Stl	Min
		FG-FGA	FG-FGA	FT-FTA	FT-FTA	Off	Def	Tot							
13	Iwin Ellis	f	1-1	0-0	0-1	1	0	1	0	2	0	1	0	0	11
00	Chancellor Ellis	g	1-5	0-2	0-0	0	0	0	0	2	0	1	0	0	13
01	Taishawn Johnson	g	0-3	0-2	1-2	0	2	2	2	1	1	2	0	0	17
03	Gary Blackston	g	7-15	3-5	5-11	2	5	7	1	22	1	1	1	1	30
15	Gerard Andrus	g	1-4	0-0	0-0	0	2	2	3	2	0	1	0	0	17
02	Darius Williams	g	1-8	0-3	2-2	0	1	1	3	4	1	0	0	0	21
04	Antione Lister	g	5-7	0-0	6-6	2	2	4	0	16	0	1	0	0	24
10	Tyler Singleton	g	0-0	0-0	0-0	1	1	2	1	0	0	0	0	0	11
11	Dennis Jones	g	0-4	0-2	0-2	0	1	1	2	0	0	3	0	0	22
12	Elijah Holifield	g	0-1	0-1	0-0	0	0	0	0	0	0	0	0	0	4
14	Leon Sneed	g	0-1	0-0	1-2	0	0	0	0	1	0	0	0	0	4
21	Falke Williams	g	0-1	0-0	0-0	0	0	0	1	0	0	0	0	0	8
23	Devonte Patterson	g	3-5	0-0	8-11	1	3	4	14	1	0	0	0	0	18
Team						3	0	3							
Totals			19-55	3-15	23-37	10	17	27	17	64	4	10	1	1	200

FG % 1st Half: 7-26 26.9% 2nd half: 12-29 41.4% Game: 19-55 34.5% Deadball Rebounds 6
3FG % 1st Half: 0-7 0.0% 2nd half: 3-8 37.5% Game: 3-15 20.0%
FT % 1st Half: 7-16 43.8% 2nd half: 16-21 76.2% Game: 23-37 62.2%

Seattle U 102 • 11-3

#	Player		Total	3-Ptr		Rebounds									
			FG-FGA	FG-FGA	FT-FTA	Off	Def	Tot	PF	TP	A	TO	Blk	Stl	Min
01	Carter, Myles	f	9-10	0-0	4-6	3	6	9	5	22	0	2	0	0	29
05	Kavas, Matej	g	7-9	4-5	0-0	0	9	9	2	18	4	1	0	0	29
13	Means, Morgan	g	8-13	4-7	2-2	0	4	4	22	4	1	0	2	0	32
23	Brown, Terrell	g	2-2	0-0	4-4	1	2	3	1	8	5	3	0	0	17
24	Jones, Delante	g	1-4	1-3	4-4	0	2	2	3	7	2	1	0	0	19
02	Burke, Ian	g	0-1	0-1	0-0	0	2	2	1	0	0	0	0	0	6
10	Nettles, Aaron		2-2	1-1	0-0	0	1	1	0	5	1	2	0	2	14
11	Economou, Rip		3-7	3-6	0-0	1	0	1	2	9	0	1	0	0	10
12	Da Campo, Mattia		0-3	0-0	0-0	1	1	2	0	0	2	0	0	0	12
14	Vall, Matt		0-0	0-0	0-0	0	1	1	0	0	0	0	1	0	4
15	Hopkins, Trey		1-5	0-2	0-0	0	0	0	2	2	0	0	0	0	8
20	Hundal, Anand		0-2	0-1	0-0	1	1	1	0	1	0	1	0	0	7
35	Grigsby, Riley		2-2	0-0	3-3	2	1	3	3	7	1	0	2	0	10
41	Wall, Joe		1-2	0-1	0-0	1	0	1	0	2	0	0	0	0	3
	Team					0	2	2							
Totals			36-62	13-27	17-19	10	31	41	25	102	19	13	3	4	200
FG % 1st Half: 17-28		60.7%	2nd half:	19-34	55.9%	Game: 36-62		58.1%	Deadline: 1.7						
3FG % 1st Half: 5-11		45.5%	2nd half:	8-16	50.0%	Game: 13-27		48.1%							
FT % 1st Half: 12-14		85.7%	2nd half:	5-5	100.0	Game: 17-19		89.5%							



2018-19 BOX SCORES

Official Basketball Box Score -- Game Totals -- Final Statistics Seattle U vs Grand Canyon 01/05/19 6:00 pm at Phoenix, AZ (GCU Arena)

Seattle U 57 • 12-5, 0-2 WAC

#	Player	Total		3-Ptr		Rebounds		PF	TP	A	TO	Bk	Stl	Min
		FG-FGA	FG-FGA	FT-FTA	FT-FTA	Off	Def							
01	Carter, Myles	f	2-10	0-0	2-2	1	3	4	5	6	0	3	1	0
05	Kavas, Matej	g	6-8	3-3	1-2	0	7	7	2	16	0	1	0	1
13	Means, Morgan	g	1-10	0-2	0-1	1	4	5	1	2	3	1	0	2
23	Brown, Terrell	g	5-16	0-0	2-4	0	6	6	4	12	3	3	0	0
24	Jones, Delante	g	4-8	2-3	5-7	1	2	3	3	15	3	3	0	1
10	Nettles, Aaron	g	0-0	0-0	0-0	0	0	0	1	0	0	0	0	0
11	Economou, Rip	g	0-2	0-2	0-0	1	0	1	0	0	0	0	0	0
12	Da Campo, Mattia	g	0-0	0-0	0-0	0	0	0	0	0	0	0	0	0
15	Hopkins, Trey	g	0-0	0-0	0-0	0	0	0	1	0	0	0	0	1
35	Grigsby, Riley	g	1-2	0-0	4-4	1	1	2	1	6	0	0	0	0
Team						2	1	3						
Totals			19-56	5-10	14-20	7	24	31	18	57	6	11	1	5

FG % 1st Half: 11-27 40.7% 2nd half: 8-29 27.6% Game: 19-56 33.9%
3FG % 1st Half: 4-5 80.0% 2nd half: 1-5 20.0% Game: 5-10 50.0%
FT % 1st Half: 3-5 60.0% 2nd half: 11-15 73.3% Game: 14-20 70.0%

Grand Canyon 71 • 9-6, 2-0 WAC

#	Player	Total		3-Ptr		Rebounds		PF	TP	A	TO	Bk	Stl	Min
		FG-FGA	FG-FGA	FT-FTA	FT-FTA	Off	Def							
04	Oscar Frayer	f	1-6	1-3	0-0	1	1	2	3	3	0	2	1	19
05	Matt Jackson	f	2-5	0-2	0-0	0	4	4	0	4	2	0	0	0
25	Alessandro Lever	f	6-12	2-4	1-1	1	1	2	4	15	3	1	0	1
02	Trey Drechsel	f	7-11	1-2	0-0	2	12	14	3	15	2	2	0	1
11	Damari Milstead	g	5-8	0-1	3-4	1	3	4	1	13	7	3	0	0
15	Raefer Gerdes	g	0-0	0-0	0-0	0	0	0	0	0	0	0	0	1
23	Carlos Johnson	g	4-11	0-2	4-5	1	4	5	4	12	0	3	0	1
24	Tim Finke	g	0-0	0-0	0-0	0	1	1	1	0	0	2	0	0
42	Gerard Martin	g	1-2	1-1	0-0	1	1	2	3	3	1	1	0	0
43	Michael Finke	g	2-5	2-3	0-0	0	4	4	1	6	3	0	0	0
Team						3	1	4						
Totals			28-60	7-18	8-10	10	32	42	20	71	18	14	1	4

FG % 1st Half: 13-31 41.9% 2nd half: 15-29 51.7% Game: 28-60 46.7%
3FG % 1st Half: 3-9 33.3% 2nd half: 4-9 44.4% Game: 7-18 38.9%
FT % 1st Half: 3-3 100.0% 2nd half: 5-7 71.4% Game: 8-10 80.0%

Officials: Ryan McDaniel, Eric Anderson, Brent Meaux
Technical fouls: Seattle U-None. Grand Canyon-None.
Attendance: 7293
2018-19 Men's Basketball. Round: 0. Grand Canyon vs Seattle U. Played at .

Score by periods	1st	2nd	Total						
Seattle U	29	28	57	Points	In	Off	2nd	Fast	Bench
Grand Canyon	32	39	71	SU	24	11	6	2	6
				GCU	32	15	10	10	21

Last FG - SU 2nd-00:32, GCU 2nd-01:14.
Largest lead - SU by 6 1st-11:59, GCU by 21 2nd-05:47.
SU led for 07:27. GCU led for 28:48. Game was tied for 03:45.
Score tied - 3 times.
Lead changed - 1 time.

Official Basketball Box Score -- Game Totals -- Final Statistics New Mexico St. vs Seattle U 01/17/19 7:00 pm at Seattle, WA (Redhawk Center)

New Mexico St. 87 • 14-4, 3-1 WAC

#	Player	Total		3-Ptr		Rebounds		PF	TP	A	TO	Bk	Stl	Min
		FG-FGA	FG-FGA	FT-FTA	FT-FTA	Off	Def							
22	Eli Chuha	f	6-8	0-0	1-3	2	8	10	2	13	1	2	2	0
35	Johnny McCants	f	3-4	2-2	1-3	0	0	0	2	9	0	0	0	0
03	Terrell Brown	g	2-7	1-4	7-7	0	0	0	1	12	0	1	0	1
05	Clayton Henry	g	3-3	2-2	0-1	1	4	5	1	8	0	2	0	0
12	AJ Harris	g	1-6	0-3	0-0	0	3	3	0	2	4	1	0	0
00	Berrick JeanLouis	g	1-2	0-1	0-0	0	0	0	0	2	0	0	0	0
01	Shunn Buchanan	g	1-4	1-2	1-2	0	1	1	1	4	0	2	0	1
04	Jojo Zamora	g	5-6	2-2	0-0	0	0	0	0	12	0	1	0	0
10	Jabari Rice	g	1-4	0-1	0-2	3	2	5	1	2	2	0	0	0
11	Keyon Jones	g	0-1	0-1	2-2	0	0	0	1	2	3	0	0	0
13	C.J. Bobbitt	g	0-0	0-0	2-2	0	1	1	1	2	0	2	0	2
15	Ivan Aurrecoechea	g	2-4	0-0	2-4	0	2	2	1	6	0	0	0	0
20	Trevelin Queen	g	4-6	1-2	0-0	4	4	8	2	9	2	0	0	1
23	Mohamed Thiam	g	1-2	0-1	0-0	1	1	2	2	2	0	1	0	1
25	Robert Brown	g	1-1	0-0	0-0	1	0	1	0	2	0	0	0	0
Team						0	0	0						
Totals			31-58	9-21	16-26	12	26	38	18	87	12	12	2	6

FG % 1st Half: 18-29 62.1% 2nd half: 13-29 44.8% Game: 31-58 53.4%
3FG % 1st Half: 6-12 50.0% 2nd half: 3-9 33.3% Game: 9-21 42.9%
FT % 1st Half: 8-12 66.7% 2nd half: 8-14 57.1% Game: 16-26 61.5%

Seattle U 60 • 12-7, 0-4

#	Player	Total		3-Ptr		Rebounds		PF	TP	A	TO	Bk	Stl	Min
		FG-FGA	FG-FGA	FT-FTA	FT-FTA	Off	Def							
01	Carter, Myles	f	6-9	0-0	1-2	1	1	2	5	13	0	0	0	0
12	Da Campo, Mattia	g	1-3	0-0	0-0	2	1	3	0	2	0	2	0	0
13	Means, Morgan	g	3-11	1-5	1-3	0	3	3	5	8	4	2	0	2
15	Hopkins, Trey	g	2-3	0-1	0-0	2	2	4	0	4	0	0	0	0
24	Jones, Delante	g	8-17	2-4	0-2	1	1	2	2	18	1	3	0	1
02	Burke, Ian	g	0-1	0-1	0-0	0	1	1	0	0	0	0	0	0
10	Nettles, Aaron	g	2-5	0-3	2-2	1	0	1	0	6	0	1	0	1
11	Economou, Rip	g	0-1	0-1	0-0	0	0	0	0	0	0	0	0	0
23	Brown, Terrell	g	1-5	0-0	1-2	1	5	6	3	3	1	1	0	1
25	Hundal, Anand	g	1-2	0-1	0-0	1	1	2	2	2	0	0	2	0
35	Grigsby, Riley	g	1-4	0-1	2-2	0	4	4	5	4	0	1	0	1
Team						0	0	0						
Totals			25-61	3-17	7-14	9	19	28	22	60	6	10	2	6

FG % 1st Half: 9-29 31.0% 2nd half: 16-32 50.0% Game: 25-61 41.0%
3FG % 1st Half: 1-7 14.3% 2nd half: 2-10 20.0% Game: 3-17 17.6%
FT % 1st Half: 5-10 50.0% 2nd half: 2-4 50.0% Game: 7-14 50.0%

Officials: SirAlfon Conner, Rick Batsell, Mike Scypers
Technical fouls: New Mexico St.-None. Seattle U-None.
Attendance: 999
2018-19 Men's Basketball. Round: 0. New Mexico St. vs Seattle U. Played at .

Score by periods	1st	2nd	Total		In	Off	2nd	Fast	
New Mexico St.	50	37	87	Points NMSU	Paint 36	T/O 11	Chance 15	Break 5	Bench 43
Seattle U	24	36	60	SU	32	21	13	2	15

Last FG - NMSU 2nd-00:07, SU 2nd-01:42.
Largest lead - NMSU by 27 2nd-00:07, SU None.
NMSU led for 38:36. SU led for 00:00. Game was tied for 01:04.

Official Basketball Box Score -- Game Totals -- Final Statistics Seattle U vs Utah Valley 01/12/19 7:00 pm at Seattle, WA (UCCU Center)

Seattle U 78 • 12-6

#	Player	Total		3-Ptr		Rebounds		PF	TP	A	TO	Bk	Stl	Min
		FG-FGA	FG-FGA	FT-FTA	FT-FTA	Off	Def							
01	Carter, Myles	f	3-11	0-1	10-14	3	7	10	4	16	2	5	3	0
13	Means, Morgan	g	7-17	4-10	2-2	1	1	2	5	20	4	3	0	2
23	Brown, Terrell	g	6-16	1-2	3-4	1	1	2	2	16	4	2	0	4
24	Jones, Delante	g	6-10	3-5	1-2	0	3	3	4	16	1	5	0	1
35	Grigsby, Riley	g	1-2	0-0	0-0	1	0	1	5	2	0	0	0	0
02	Burke, Ian	g	0-0	0-0	0-0	0	0	0	0	0	0	0	0	0
10	Nettles, Aaron	g	0-1	0-1	0-0	0	0	0	0	3	0	0	0	0
12	Da Campo, Mattia	g	0-2	0-0	6-6	6	3	9	4	6	1	2	0	1
15	Hopkins, Trey	g	0-0	0-0	2-2	3	0	3	3	2	0	0	0	0
Team						2	1	3						
Totals			23-59	8-19	24-30	17	16	33	30	78	12	17	3	8

FG % 1st Half: 16-32 50.0% 2nd half: 7-27 25.9% Game: 23-59 39.0%
3FG % 1st Half: 7-13 53.8% 2nd half: 1-6 16.7% Game: 8-19 42.1%
FT % 1st Half: 11-12 91.7% 2nd half: 13-18 72.2% Game: 24-30 80.0%

Utah Valley 88 • 12-6

#	Player		Total		3-Ptr		Rebounds			PF	TP	A	TO	Blk	Stl	Min
			FG-FGA	FG-FGA	FT-FTA	Off	Def	Total								
44	Baylee Steele	c	2-4	0-1	2-2	3	1	4	2	6	0	0	0	2	16	
00	Isaiah White	g	3-7	2-2	6-8	3	1	4	3	14	0	1	0	2	31	
02	Jake Toolson		8-13	1-4	9-9	0	1	1	2	26	2	3	0	0	37	
10	Benjamin Nakwaasah	g	3-7	1-3	3-6	0	1	1	2	10	2	2	0	2	28	
11	Conner Toolson	g	2-5	2-2	1-2	0	1	1	3	7	0	2	1	2	31	
23	TJ Washington		2-5	0-1	9-10	0	1	1	3	13	2	3	0	1	22	
20	Drew Cotton		0-0	0-0	0-0	0	0	0	0	0	0	0	0	0	1	
25	Wyatt Lowell		0-1	0-1	0-0	0	1	1	3	0	0	3	0	1	10	
55	Richard Harward		4-4	0-0	4-6	2	13	15	4	12	2	0	1	0	24	
	Team					0	1	1				1				
	Totals		24-46	6-14	34-43	8	21	29	22	88	8	15	2	10	200	



2018-19 BOX SCORES

Official Basketball Box Score -- Game Totals -- Final Statistics Seattle U vs Chicago State 01/24/19 7:05 p.m. at Jones Convocation Center, Chicago, IL

Seattle U 75 • 13-8, 1-5 WAC

#	Player		Total		3-Ptr		Rebounds			PF	TP	A	TO	Blk	Stl	Min
			FG-FGA	FG-FGA	FT-FTA	Off	Def	Tot								
01	Carter, Myles	f	5-15	0-0	1-3	1	9	10	3	11	0	4	1	0	30	
25	Hundal, Anand	f	6-9	3-6	2-2	3	5	8	3	17	0	1	2	2	26	
12	Da Campo, Mattia	g	3-4	0-0	1-2	6	3	9	2	7	3	1	0	1	36	
13	Means, Morgan	g	6-12	3-6	1-1	1	3	4	5	16	5	2	1	0	38	
23	Brown, Terrell	g	4-12	1-2	0-0	2	7	9	2	9	4	4	0	1	39	
02	Burke, Ian		4-7	4-6	0-0	0	3	3	1	12	4	2	0	0	29	
14	Vail, Matt		0-0	0-0	0-0	0	0	0	0	0	0	0	0	0	1	
41	Wall, Joe		1-2	1-2	0-0	0	1	1	0	3	0	0	0	0	1	
Team						1	2	3								
Totals				29-61	12-22	5-8	14	33	47	16	75	16	14	4	4	200
FG % 1st Half: 13-30			43.3%	2nd half: 16-31	51.6%	Game: 29-61	47.5%									Deadball Rebounds 2,1
3FG % 1st Half: 6-11			54.5%	2nd half: 6-11	54.5%	Game: 12-22	54.5%									
FT % 1st Half: 4-5			80.0%	2nd half: 1-3	33.3%	Game: 5-8	62.5%									

Chicago State 47 • 3-17, 0-5 WAC

#	Player		Total		3-Ptr		Rebounds			PF	TP	A	TO	Blk	Stl	Min
			FG-FGA	FG-FGA	FT-FTA	Off	Def	Tot								
13	Jacob, Christian	f	1-7	0-0	2-4	3	2	5	3	4	0	2	0	2	25	
21	Bowles, Cameron	f	5-12	0-2	5-7	2	3	5	2	15	0	1	1	0	37	
01	Shaw, Rob	g	1-10	0-1	0-0	0	0	0	0	2	0	1	0	2	21	
03	Bell, Travon	g	3-5	2-2	0-0	0	4	4	1	8	1	1	0	0	24	
10	Harris, Anthony	g	2-9	0-0	2-2	0	2	2	3	6	0	1	0	1	22	
02	Strickland, Delshon	g	0-1	0-1	0-0	0	0	0	2	0	0	0	0	1	18	
05	Reed, Jordan	g	0-2	0-2	0-0	0	0	0	2	0	1	0	0	0	10	
15	Bigirimwami, Noah	g	0-0	0-0	2-2	0	0	0	0	2	0	0	0	0	1	
22	Johnson, Michael	g	2-5	0-2	1-1	0	0	0	0	5	1	0	0	1	13	
23	Szpir, Patrick	g	0-1	0-0	2-2	1	2	3	1	2	0	1	1	0	13	
32	Witherspoon, Eugene	g	1-2	0-1	1-2	2	4	6	0	3	0	1	0	0	16	
Team						0	2	2								
Totals				15-54	2-11	15-20	8	19	27	14	47	3	8	2	7	200
FG % 1st Half: 5-28			17.9%	2nd half: 10-26	38.5%	Game: 15-54			27.8%	Deadball Rebounds 2						
3FG % 1st Half: 0-5			0.0%	2nd half: 2-6	33.3%	Game: 2-11			18.2%							
FT % 1st Half: 5-8			62.5%	2nd half: 10-12	83.3%	Game: 15-20			75.0%							

Officials: Brad Ferrie, Wilson Holland and Mike O'Neill
Technical fouls: Seattle U-None. Chicago State-None.
Attendance: 1220

Score by periods	1st	2nd	Total
Seattle U	36	39	75
Chicago State	15	32	47

Last FG - SU 2nd-01:21, CSU 2nd-02:22.
Largest lead - SU by 33 2nd-06:18, CSU None.
SU led for 39:35. CSU led for 00:00. Game was tied for 00:25.

Score tied - 0 times.
Lead changed - 0 times.

Official Basketball Box Score -- Game Totals -- Final Statistics Seattle U vs UMKC 01/26/19 6:00 pm at Kansas City, MO (SRC)

Seattle U 54 • 13-9 (1-6 WAC)

#	Player		Total		3-Ptr		Rebounds			PF	TP	A	TO	Blk	Stl	Min.
			FG-FGA	FG-FGA	FT-FTA	Off	Def	Tot								
01	Carter, Myles	f	6-11	1-1	1-2	2	6	8	1	14	1	3	1	0	39	
25	Hundal, Anand	f	1-4	1-3	1-3	0	7	7	4	4	1	0	4	1	30	
12	Da Campo, Mattia	g	1-2	0-1	0-0	2	3	5	3	2	0	2	0	0	36	
13	Means, Morgan	g	3-12	1-4	0-1	2	5	7	5	7	1	3	0	0	37	
23	Brown, Terrell	g	8-17	1-2	5-8	0	5	5	3	22	3	4	0	2	37	
02	Burke, Ian		2-4	1-3	0-0	0	0	0	3	5	1	0	0	0	21	
41	Wall, Joe		0-0	0-0	0-0	0	0	0	1	0	0	0	0	0	0+	
Team						1	1	2								
Totals			21-50	5-14	7-14	7	27	34	20	54	7	14	5	3	200	
FG % 1st Half: 9-26			34.6%	2nd half: 12-24	50.0%	Game: 21-50			42.0%	Deadball Rebounds						
3FG % 1st Half: 4-12			33.3%	2nd half: 1-2	50.0%	Game: 5-14			35.7%	4						
FT % 1st Half: 2-4			50.0%	2nd half: 5-10	50.0%	Game: 7-14			50.0%							

UMKC 63 • 8-13 (3-3 WAC)

#	Player	Total		3-Ptr		Rebounds			PF	TP	A	TO	Blk	Stl	Min
		FG-FGA	FG-FGA	FT-FTA	Off	Def	Tot								
05	Giles, Jordan	f	2-6	0-2	0-0	0	3	3	2	4	0	2	0	0	23
30	Leek, Aleer	f	0-4	0-1	0-0	0	1	1	0	0	0	1	0	0	7
00	Bishop, Xavier	g	8-15	2-4	4-4	1	3	4	3	22	1	2	0	2	38
03	McKissic, Brandon	g	2-4	1-1	5-6	0	4	4	4	10	3	1	0	3	35
33	Nesbitt Jr., Marvin	g	1-3	0-1	0-2	2	5	7	3	2	1	1	0	2	21
02	Whitfield, Rob	g	4-6	2-2	0-0	0	4	4	1	10	3	0	0	0	27
04	Dixon, Danny	g	3-7	1-2	3-5	0	0	0	1	10	0	1	0	0	29
13	Allen, Jamel	g	1-5	1-5	2-2	0	4	4	2	5	0	0	1	0	17
22	Suggs, Brandon	g	0-0	0-0	0-0	0	0	0	0	0	0	0	0	0	3
Team						0	1	1							
Totals			21-50	7-18	14-19	3	25	28	16	63	8	8	1	7	200
FG % 1st Half: 10-26 38.5%		2nd half: 11-24 45.8%	Game: 21-50 42.0%		Deadball Rebounds 4										
3FG % 1st Half: 6-12 50.0%		2nd half: 1-6 16.7%	Game: 7-18 38.9%												
FT % 1st Half: 0-0 0.0%		2nd half: 14-19 73.7%	Game: 14-19 73.7%												

Officials: Jeff Wooten, Eric Anderson, Scott Tierney
Technical fouls: Seattle U-None. UMKC-None.
Attendance: 1220
FO: SU #13 (1:48)

Score by periods	1st	2nd	Total
Seattle U	24	30	54
UMKC	26	37	63

Last FG - SU 2nd-01:34, UMKC 2nd-02:02.
Largest lead - SU by 10 2nd-07:32, UMKC by 10 2nd-00:33.
SU led for 19:22. UMKC led for 15:55. Game was tied for 04:43.

Score tied - 5 times.
Lead changed - 8 times.

Official Basketball Box Score -- Game Totals -- Final Statistics California Baptist vs Seattle U 02/02/19 7:00 pm at Seattle, WA (Redhawk Center)

California Baptist 75 • 11-10, 3-5 WAC

#	Player	Total		3-Ptr	Rebounds			PF	TP	A	TO	Blk	Stl	Min	
		FG-FGA	FG-FGA	FT-FTA	Off	Def	Tot								
24	Mike Henn	f	3-5	1-3	2-2	1	0	1	2	9	1	0	0	1	29
35	Dejon Davis	f	5-11	0-1	2-2	4	7	11	5	12	0	0	0	0	29
00	Milan Acquah	g	5-16	2-6	4-4	1	3	4	2	16	3	1	0	1	36
05	Jeremy Smith	g	2-5	1-3	0-0	0	1	1	0	5	1	1	0	1	21
15	Jordan Heading	g	7-15	3-6	5-5	1	5	6	0	22	1	0	0	1	33
02	Marquise Mosley	g	0-1	0-0	0-0	0	0	0	1	0	0	0	0	0	4
12	Glenn Morison	g	0-1	0-0	0-0	0	1	1	2	0	0	1	0	0	9
25	Ty Rowell	g	3-4	0-0	1-2	1	1	2	1	7	1	0	0	2	27
33	Zach Pirog	g	2-2	0-0	0-0	0	3	3	5	4	0	1	3	1	12
Team						0	0	0							
Totals			27-60	7-19	14-15	8	21	29	18	75	7	4	3	7	200
FG % 1st Half: 13-30		43.3%	2nd half: 14-30	46.7%	Game: 27-60		45.0%	Deadball Rebounds 2,1							
3FG % 1st Half: 4-11		36.4%	2nd half: 3-8	37.5%	Game: 7-19		36.8%								
FT % 1st Half: 3-3		100.0	2nd half: 11-12	91.7%	Game: 14-15		93.3%								

Seattle U 64 • 13-10, 1-7 WAC

#	Player		Total		3-Ptr		Rebounds			PF	TP	A	TO	Blk	Stl	Min
			FG-FGA	FG-FGA	FT-FTA	Off	Def	Tot								
01	Carter, Myles	f	5-16	1-1	1-2	1	4	5	1	12	0	2	4	0	38	
25	Hundal, Anand	f	1-3	1-3	0-0	1	4	5	0	3	4	2	1	0	21	
12	Da Campo, Mattia	g	4-6	2-2	3-6	6	7	13	2	13	1	1	0	0	38	
13	Means, Morgan	g	1-6	1-4	2-3	0	3	3	5	5	2	1	0	1	34	
23	Brown, Terrell	g	9-15	2-3	4-5	1	3	4	2	24	0	3	0	0	33	
02	Burke, Ian		1-2	1-2	0-0	0	2	2	3	3	2	0	0	0	15	
15	Hopkins, Trey		2-7	0-2	0-0	1	0	1	2	4	2	1	0	0	21	
	Team					0	0	0								
Totals			23-55	8-17	10-16	10	23	33	15	64	11	10	5	1	200	
FG % 1st Half: 13-26			50.0%	2nd half: 10-29	34.5%	Game: 23-55			41.8%	Deadball						
3FG % 1st Half: 6-11			54.5%	2nd half: 2-6	33.3%	Game: 8-17			47.1%	Rebounds						
FT % 1st Half: 3-4			75.0%	2nd half: 7-12	58.3%	Game: 10-16			62.5%	6.1						



2018-19 BOX SCORES

Official Basketball Box Score -- Game Totals -- Final Statistics Seattle U vs New Mexico St. 02/16/19 7:00 pm at Las Cruces, NM (Pam American Center)

Seattle U 53 • 13-12, 1-9 WAC

#	Player	Total		3-Ptr		Rebounds			PF	TP	A	TO	Blk	Stl	Min
		FG-FGA	FG-FGA	FT-FTA	Off Def Tot	PF	TP	A TO Blk Stl							
01	Carter, Myles	f	1-5	0-0	2-2	1 1 2	5	4	0	3	0	0	0	0	15
25	Hundal, Anand	f	2-5	1-4	0-0	1 2 3	2	5	1	1	0	0	0	0	21
12	Da Campo, Mattia	g	2-6	1-2	0-3	4 2 6	5	5	0	3	0	0	0	0	33
13	Means, Morgan	g	2-8	1-5	0-1	0 6 6	5	5	1	4	0	2	3	7	37
23	Brown, Terrell	g	8-17	2-3	7-8	0 5 5	4	25	4	2	0	1	1	1	38
02	Burke, Ian	g	0-0	0-0	0-0	1 2 3	2	0	0	1	0	0	0	0	19
10	Nettles, Aaron	g	0-1	0-1	0-0	0 0 0	1	0	0	0	0	0	0	0	2
11	Economou, Rip	g	0-0	0-0	0-0	0 0 0	0	0	0	0	0	0	0	0	0+
35	Grigsby, Riley	g	2-8	0-3	2-2	0 2 2	3	6	0	0	1	0	1	0	34
41	Wall, Joe	g	1-2	1-2	0-0	0 0 0	1	3	0	0	0	0	0	0	1
Team					0 0 0										
Totals			18-52	6-20	11-16	7 20 27	28	53	6	14	1	3	200		
FG % 1st Half: 11-26		42.3%	2nd half: 7-26		26.9%	Game: 18-52		34.6%	Deadball Rebounds 5,5						
3FG % 1st Half: 5-14		35.7%	2nd half: 1-6		16.7%	Game: 6-20		30.0%							
FT % 1st Half: 2-4		50.0%	2nd half: 9-12		75.0%	Game: 11-16		68.8%							

New Mexico St. 59 • 22-4, 11-1 WAC

#	Player	Total		3-Ptr		Rebounds			PF	TP	A	TO	Blk	Stl	Min
		FG-FGA	FG-FGA	FT-FTA	Off Def Tot	PF	TP	A TO Blk Stl							
13	C.J. Bobbitt	f	0-0	0-0	0-0	0 1 1	0	0	0	0	0	0	0	0	7
22	Eli Chuha	f	1-5	0-1	3-6	1 2 3	1	5	1	3	0	0	0	0	17
03	Terrell Brown	g	2-6	1-2	4-4	1 4 5	4	7	2	1	0	1	0	0	34
05	Clayton Henry	g	1-3	1-3	4-4	1 4 5	4	7	0	1	0	0	0	0	24
12	AJ Harris	g	3-9	2-6	4-4	1 2 3	1	12	3	2	0	0	0	0	29
01	Shunn Buchanan	g	0-2	0-2	0-2	1 2 3	0	0	1	2	0	0	0	0	17
04	JoJo Zamora	g	1-5	1-3	0-0	0 0 0	2	3	0	0	0	0	0	0	13
10	Jabari Rice	g	0-1	0-0	1-2	1 0 1	2	1	0	1	0	0	0	0	3
15	Ivan Aurrecochea	g	1-2	0-0	0-1	3 0 3	2	2	0	0	0	0	0	0	12
20	Trevelin Queen	g	5-10	2-6	1-2	2 3 5	1	13	1	3	6	2	28		
35	Johanny McCants	g	3-5	0-1	1-2	1 3 4	4	7	1	1	0	1	16		
Team					0 0 0										
Totals			17-48	7-24	18-27	12 21 33	18	59	9	14	6	5	200		
FG % 1st Half: 7-23		30.4%	2nd half: 10-25		40.0%	Game: 17-48		35.4%	Deadball Rebounds 3,6						
3FG % 1st Half: 2-11		18.2%	2nd half: 5-13		38.5%	Game: 7-24		29.2%							
FT % 1st Half: 6-13		46.2%	2nd half: 12-14		85.7%	Game: 18-27		66.7%							

Officials: Eric Anderson, John Paul Guerrero, Martin Cichocki

Technical fouls: Seattle U-None. New Mexico St-None.

Attendance: 11889

2018-19 Men's Basketball. Round: 0. New Mexico St. vs Seattle U. Played at .

Score by periods	1st	2nd	Total
Seattle U	29	24	53
New Mexico St.	22	37	59

Points	In	Off	2nd	Fast	Bench
SU	18	19	6	0	9
NMSU	18	12	9	0	26

Last FG - SU 2nd-00:25, NMSU 2nd-02:58.
Largest lead - SU by 13 1st-07:02, NMSU by 6 2nd-00:16.
SU led for 31:44, NMSU led for 05:43. Game was tied for 02:33.

Score tied - 1 time.
Lead changed - 2 times.

Official Basketball Box Score -- Game Totals -- Final Statistics Chicago State vs Seattle U 02/23/19 1:00 pm at Seattle, WA (Redhawk Center)

Chicago State 57 • 3-24, 0-13 WAC

#	Player	Total		3-Ptr		Rebounds			PF	TP	A	TO	Blk	Stl	Min
		FG-FGA	FG-FGA	FT-FTA	Off Def Tot	PF	TP	A TO Blk Stl							
21	Bowles, Cameron	f	1-5	0-0	0-0	1 7 8	3	2	0	2	0	1	0	0	34
23	Szpir, Patrick	c	1-3	0-0	0-0	0 4 4	3	2	3	2	1	0	0	0	32
01	Shaw, Rob	g	5-18	0-1	2-2	0 1 1	1	12	2	1	0	1	35		
03	Bell, Travon	g	1-2	1-1	0-0	0 0 0	0	3	0	0	0	0	0	8	
10	Harris, Anthony	g	5-7	1-2	2-2	2 4 6	4	13	2	3	0	1	32		
02	Strickland, Delshon	g	7-16	0-4	3-3	1 1 2	3	17	1	0	1	1	32		
05	Reed, Jordan	g	2-3	2-2	0-0	0 0 0	0	6	0	0	0	0	0	4	
15	Bigirimwami, Noah	g	0-0	0-0	0-0	0 1 1	5	0	0	3	0	0	0	5	
22	Johnson, Michael	g	0-1	0-1	0-0	1 0 1	1	0	2	0	0	0	0	4	
32	Witherspoon, Eugene	g	1-3	0-1	0-3	3 3 6	0	2	0	0	0	0	0	14	
Team					0 0 0										
Totals			23-58	4-12	7-10	8 21 29	20	57	10	12	2	4	200		
FG % 1st Half: 11-29		37.9%	2nd half: 12-29		41.4%	Game: 23-58		39.7%	Deadball Rebounds 5,1						
3FG % 1st Half: 2-6		33.3%	2nd half: 2-6		33.3%	Game: 4-12		33.3%							
FT % 1st Half: 3-3		100.0	2nd half: 4-7		57.1%	Game: 7-10		70.0%							

Seattle U 77 • 15-12, 3-9 WAC

#	Player	Total		3-Ptr		Rebounds			PF	TP	A	TO	Blk	Stl	Min
		FG-FGA	FG-FGA	FT-FTA	Off Def Tot	PF	TP	A TO Blk Stl							
01	Carter, Myles	f	4-12	0-0	1-2	4 7 11	1	9	1	2	1	0	0	0	31
12	Da Campo, Mattia	g	3-4	0-1	4-4	3 3 6	2	10	1	1	0	0	0	0	24
13	Means, Morgan	g	4-10	3-5	1-1	1 3 4	0	12	5	1	0	0	0	0	30
23	Brown, Terrell	g	9-13	0-1	2-3	2 2 4	2	20	4	4	0	2	35		
35	Grigsby, Riley	g	3-4	0-0	1-2	3 5 8	3	7	1	1	0	0	0	0	22
02	Burke, Ian	g	0-1	0-1	0-0	0 2 2	0	0	1	1	0	0	0	0	7
05	Kavas, Matej	g	2-5	2-4	0-0	0 0 0	0	6	0	0	0	0	0	0	12
10	Nettles, Aaron	g	1-2	1-2	0-0	0 1 1	1	3	0	0	0	0	0	0	8
11	Economou, Rip	g	0-3	0-3	0-0	0 0 0	0	2	0	0	0	0	0	0	4
14	Vail, Matt	g	0-0	0-0	0-0	0 0 0	0	0	0	0	0	0	0	0	1
15	Hopkins, Trey	g	0-0	0-0	0-0	0 0 0	0	0	0	0	0	0	0	0	1
24	Jones, Delante	g	2-9	2-5	4-4	2 2 4	0	10	1	0	0	0	0	0	19
25	Hundal, Anand	g	0-1	0-1	0-0	0 0 0	1	0	0	0	0	0	0	0	5
41	Wall, Joe	g	0-0	0-0	0-0	0 0 0	1	0	0	0	0	0	0	0	1
Team					0 0 0										
Totals			28-64	8-23	13-16	15 25 40	13	77	14	10	1	2	200		
FG % 1st Half: 15-28		53.6%	2nd half: 13-36		36.1%	Game: 28-64		43.8%	Deadball Rebounds 2						
3FG % 1st Half: 2-9		22.2%	2nd half: 6-14		42.9%	Game: 8-23		34.8%							
FT % 1st Half: 1-3		33.3%	2nd half: 12-13		92.3%	Game: 13-16		81.3%							

Officials: Ryan Holmes, Toby Doolittle, Ken Ditty

Technical fouls: Chicago State-None. Seattle U-None.

Attendance: 999

2018-19 Men's Basketball. Round: 0. Chicago St. vs Seattle U. Played at .

Score by periods	1st	2nd	Total
Chicago State	27	30	57
Seattle U	33	44	77

Points	In	Off	2nd	Fast	Bench
CSU	24	9	12	4	25
SU	26	16	18	14	19

Last FG - CSU 2nd-00:06, SU 2nd-02:23.
Largest lead - CSU by 6 1st-18:35, SU by 28 2nd-01:42.
CSU led for 07:37, SU led for 30:44. Game was tied for 01:25.

Score tied - 3 times.
Lead changed - 1 time.

Official Basketball Box Score -- Game Totals -- Final Statistics UMKC vs Seattle U 02/21/19 7:00 pm at Seattle, WA (Redhawk Center)

UMKC 64 • 10-17, 5-7 WAC

#	Player	Total		3-Ptr		Rebounds			PF	TP	A	TO	Blk	Stl	Min
		FG-FGA	FG-FGA	FT-FTA	Off	Def	Total								
04	Dixon, Danny	f	1-6	0-0	2-2	1	3	4	1	4	1	2	0	1	19
30	Leek, Aleer	f	0-3	0-1	0-0	0	1	1	3	0	0	2	0	0	10
00	Bishop, Xavier	g	3-10	2-7	6-6	1	0	1	2	14	1	2	0	1	34
06	McKissic, Brandon	g	3-8	1-2	0-0	0	7	7	3	7	1	0	1	2	33
33	Nesbitt Jr., Marvin	g	2-10	0-6	0-1	2	2	4	1	4	1	1	1	1	20
02	Whitfield, Rob		2-7	1-3	0-0	1	1	2	2	5	1	0	0	1	18
05	Giles, Jordan		2-4	1-2	1-2	1	2	3	3	6	1	0	0	0	20
12	Roy, Kaleb		0-0	0-0	0-0	0	0	0	1	0	0	0	0	0	1
13	Allen, Jamel		4-5	1-2	4-4	0	3	3	4	13	0	2	0	0	20
22	Suggs, Brandon		3-4	0-0	5-8	8	5	13	1	11	1	0	0	0	25
	Team					0	0	0							
	Totals		20-57	6-23	18-23	14	24	38	21	64	7	10	2	5	200
	FG % 1st Half: 12-29	41.4%	2nd half: 8-28	28.6%	Game: 20-57	35.1%									Deadball
	3FG % 1st Half: 3-10	30.0%	2nd half: 3-13	23.1%	Game: 6-23	26.1%									Rebounds
	FT % 1st Half: 9-10	90.0%	2nd half: 9-13	69.2%	Game: 18-23	78.3%									2,1