

# SEATTLE UNIVERSITY | 2020-21 Men's Basketball Game Notes



## GAME 9: SU vs. College of Idaho - Dec. 17, 2020

CONTACT: Sarah Finney, Assoc. AD for Strategic Communications • finneysa@seattleu.edu • 206-445-2237 • GoSeattleU.com

### 2020-21 SCHEDULE

|                |                         |                 |
|----------------|-------------------------|-----------------|
| Nov. 25        | at Portland ^           | W, 84-72        |
| Nov. 27        | vs. William Jessup ^    | W, 77-53        |
| Nov. 29        | vs. Air Force #         | W, 63-45        |
| Nov. 30        | vs. CSUN #              | L, 65-76        |
| Dec. 3         | at UCLA                 | L, 52-78        |
| Dec. 6         | at Long Beach State     | L, 75-80        |
| Dec. 9         | at Washington           | L, 41-73        |
| <b>DEC. 13</b> | <b>NORTHWEST</b>        | <b>W, 89-40</b> |
| <b>DEC. 17</b> | <b>COLLEGE OF IDAHO</b> | <b>6:00 PM</b>  |
| Dec. 22        | at California           | 2:00 PM         |
| <b>DEC. 30</b> | <b>PORTLAND</b>         | <b>6:00 PM</b>  |
| <b>JAN. 15</b> | <b>UTAH VALLEY *</b>    | <b>6:00 PM</b>  |
| <b>JAN. 16</b> | <b>UTAH VALLEY *</b>    | <b>6:00 PM</b>  |
| Jan. 22        | at Tarleton State *     | 5:00 PM         |
| Jan. 23        | at Tarleton State *     | 5:00 PM         |
| <b>JAN. 29</b> | <b>CHICAGO STATE *</b>  | <b>6:00 PM</b>  |
| <b>JAN. 30</b> | <b>CHICAGO STATE *</b>  | <b>6:00 PM</b>  |
| Feb. 5         | at Dixie State *        | 5:00 PM         |
| Feb. 6         | at Dixie State *        | 5:00 PM         |
| <b>FEB. 12</b> | <b>NM STATE *</b>       | <b>6:00 PM</b>  |
| <b>FEB. 13</b> | <b>NM STATE *</b>       | <b>6:00 PM</b>  |
| Feb. 19        | at UTRGV *              | 3:00 PM         |
| Feb. 20        | at UTRGV *              | 3:00 PM         |
| <b>FEB. 26</b> | <b>GRAND CANYON *</b>   | <b>6:00 PM</b>  |
| <b>FEB. 27</b> | <b>GRAND CANYON *</b>   | <b>6:00 PM</b>  |
| Mar. 5         | at California Baptist * | 6:00 PM         |
| Mar. 6         | at California Baptist * | 6:00 PM         |

Mar. 11-13 at WAC Championship (Las Vegas, NV)

HOME GAMES played at the Redhawk Center

^ U.S. Bank Portland Invitational

# 2020 Vegas Bubble

\* Western Athletic Conference game

All times listed are Pacific

All dates and times subject to change

All games broadcast on KTTH 770 AM

Complete schedule information at GoSeattleU.com/MBB



SEATTLE U



COLLEGE OF IDAHO

#### GAMEDAY ROUND-UP

Seattle University Redhawks (4-4) vs

College of Idaho Yotes (1-4)

Thursday, Dec. 17, 2020 • 6:00 PM PT

Redhawk Center • Seattle, WA

WATCH: WAC Digital Network (wacdigitalnetwork.com)

Brandon Brown

LISTEN: KTTH 770 AM (mynorthwest.com)

Doug Greenwald

LIVE STATS: GoSeattleU.com

#### ON TAP

Seattle U men's basketball (4-4) remains at home for a second consecutive contest, hosting College of Idaho (1-4) on Thursday, Dec. 17. Tip off is set for 6 p.m. in the Redhawk Center. The game will be broadcast live on the WAC Digital Network and can be heard live on KTTH 770 AM and mynorthwest.com.

#### ABOUT THE SERIES VS COLLEGE OF IDAHO

Seattle U and College of Idaho have one previous meeting in program history, a 76-64 win for the Yotes on Dec. 20, 1982 in Idaho.

#### THE BAYLOR CONNECTION

While Seattle U and College of Idaho have minimal history playing against each other, the two programs do have one big connection – Elgin Baylor. Baylor began his collegiate career at College of Idaho, playing one season for the Coyotes in 1954-55. He averaged 32.8 points and 18.9 rebounds, leading the Coyotes to a Northwest Conference title and runner-up finish in the District 5 championships. Baylor went on to start at Seattle U for two seasons, leading the 1958 Seattle U team to the NCAA title game. He earned Most Outstanding Player honors even though Kentucky won that championship contest. He scored 60 points on Jan. 30, 1958, against Portland, one of 11 school records he still holds. He was drafted No. 1 overall by the Minneapolis Lakers in 1958 and began a professional career that included 11 All-Star Game appearances and a spot on the NBA's 50th anniversary team. Baylor is a member of both schools' athletic Hall of Fames.

#### LAST GAME STARTING LINEUP

| POS. | NO. | NAME             | YR  | HT   | PPG  | RPG | NOTABLES                           |
|------|-----|------------------|-----|------|------|-----|------------------------------------|
| G    | 2   | Trey Hopkins     | Jr. | 6-3  | 1.3  | 0.3 | 4th career start vs. Northwest     |
| F    | 11  | Riley Grigsby    | Jr. | 6-6  | 17.8 | 4.4 | Team-high 27 pts vs. Northwest     |
| G    | 12  | Darrion Trammell | So. | 5-10 | 17.1 | 4.1 | 15 pts, 6 assts vs. Northwest      |
| F    | 15  | Emeka Udenyi     | Jr. | 6-6  | 7.3  | 6.4 | Shooting 69.2% FGs (27-39)         |
| G    | 33  | Kobe Williamson  | Fr. | 6-8  | 5.4  | 6.5 | Leads team with 10 blocks, 6.5 rpg |

#### OFF THE BENCH

|   |    |               |      |      |     |     |  |
|---|----|---------------|------|------|-----|-----|--|
| G | 0  | Rip Economou  | Jr.  | 6-8  | 4.6 | 1.8 | Career-high 12 pts on 4 3s vs. Air Force |
| G | 1  | Vas Pandža    | Fr.  | 6-8  | 1.4 | 1.1 | Averaging 8.6 minutes through 8 games    |
| F | 5  | Joe Wall      | RSo. | 6-7  | 1.9 | 0.3 | Averaging 5.0 minutes in 7 games played  |
| G | 10 | Aaron Nettles | Sr.  | 5-11 | 7.3 | 1.3 | Team-high 4 assts at UW                  |
| G | 13 | Angelo Stuart | So.  | 6-1  | 1.9 | 0.1 | Season-high 7 pts vs. Northwest          |
| F | 23 | Daron Henson  | Gr.  | 6-8  | 2.1 | 2.1 | Season-high 7 pts vs. Northwest          |
| G | 24 | Nate Robinson | Jr.  | 6-4  | 1.0 | 1.0 | Has appeared in 3 games                  |
| F | 25 | Jared Pearre  | RJr. | 6-8  | 3.0 | 2.9 | Season-high 12 pts, 3 blks vs. Northwest |

#### UNAVAILABLE

|   |    |                 |     |     |     |     |                                    |
|---|----|-----------------|-----|-----|-----|-----|------------------------------------|
| F | 21 | Viktor Rajković | Fr. | 6-5 | 0.0 | 0.0 | Out indefinitely due to leg injury |
|---|----|-----------------|-----|-----|-----|-----|------------------------------------|



## UNIVERSITY INFORMATION

Location: Seattle, Wash.  
Founded: 1891  
Chartered: 1898  
Enrollment: 4,299 (undergrad)  
Nickname: Redhawks  
Colors: Red and White  
Affiliation: NCAA Division I  
Conference: Western Athletic Conference  
Home Facility (capacity): Redhawk Center (999)  
President: Fr. Stephen Sundborg, S.J.  
Director of Athletics: Shaney Fink  
Athletic Ticket Office: 206-398-GOSU (4678)

## MEN'S BASKETBALL COACHING STAFF

Head Coach: Jim Hayford (Fourth season)  
Alma Mater: (Azusa Pacific '89)  
Record at Seattle: 56-48 (Three seasons)  
Career Record: 416-223 (21 seasons)  
Associate Head Coach: Chris Victor (Fourth season)  
Alma Mater: Concordia '04  
Associate Head Coach: Alex Pribble (Second season)  
Alma Mater: Cal '07  
Assistant Coach: Sam Kirby (Third season)  
Alma Mater: Seattle U '08  
Director of Operations: Matt Jones (First season)  
Alma Mater: Trinity '18

## TEAM FACTS

2019-20 Record: 14-15  
2019-20 WAC Record/Finish: 7-7/5th  
Letterwinners Returning/Lost: 4/9  
Starters Returning/Lost: 1/4  
Redshirts: 4  
Newcomers: 11  
2019-20 Postseason Result: NA

## ATHLETIC COMMUNICATIONS

Assoc AD for Strategic Comm/MBB Contact: Sarah Finney  
Office Phone: (206) 296-5915  
Cell Phone: (206) 445-2237  
Email: finneysa@seattleu.edu  
Asst. Director of Communications: Brian Vail  
Phone: (206) 296-2490 | Email: vailbr@seattleu.edu  
Asst. Director of Communications: Jason Oliveira  
Phone: (206) 296-2360 | Email: joliveira@seattleu.edu  
Athletic Website: www.GoSeattleU.com  
Radio (Talent): KTTH 770 AM (Doug Greenwald)  
Mailing Address:  
Seattle University, 901 12th Ave., PO Box 222000,  
Seattle, WA 98122

## QUICK HITS

- Seattle U moved to 4-4 on the season with an 89-40 win over Northwest on Dec. 13.
- The game was the Redhawks' home opener, the latest home opener date since 1988-89 when Seattle U played its first 10 games on the road and did not host a home game until Jan. 6, 1989.
- The 89 points scored against Northwest are a season high and the 40 points allowed are a season low.
- The 40 points allowed by Northwest is the least allowed by a Redhawks squad since Dec. 17, 2015 when they earned a 98-36 win over Northwest Indian College.
- Riley Grigsby had a team-high 27 points in the win over the Eagles, marking the fourth time this season he has led the Redhawks in scoring.
- Darrion Trammell added 15 points and six assists while Jared Pearre came off the bench to chip in a season-high 12 points on 5-of-6 shooting.
- Seattle U shot a season-high 57.6% from the field and season-high 80% from the free-throw line, but struggled from deep, going just 5-of-21 (23.8%).

## REDHAWK RUNDOWN

- Seattle U opened the season with three consecutive wins for the first time since the 2008-09 season.
- The Redhawks picked up wins over WCC member Portland, NAIA William Jessup and Mountain West member Air Force in that stretch.
- Seattle U's 41 points at UW on Dec. 9 was the fewest points scored since a 59-44 loss at UTRGV on Feb. 14, 2019. It also marks the fewest points scored in a game during Jim Hayford's tenure.
- Emeka Udenyi was the lone double-digit scorer for the Redhawks at UW on Dec. 9, finishing with 12 points on 6-of-7 shooting. He leads the team shooting 69.7 percent from the field.
- Sophomore Darrion Trammell had a career-high 32 points in the loss at Long Beach State on Dec. 6. The game also marked his first start of the year.
- Riley Grigsby poured in six three pointers on his way to 24 points at Long Beach State on Dec. 6. The six threes were a career-high and the most threes made in a game since Matej Kavas drained six on Dec. 23, 2017 against Nicholls State.
- Nate Robinson made his first appearance of the season on Dec. 3 at UCLA after missing the first four games due to a toe injury. The junior guard had two points, one rebound and one block in nine minutes of action.
- Junior Rip Economou drained four threes on Nov. 29 against Air Force on Nov. 29, notching a career-high 12 points.
- The Redhawks won their season opener for a second straight year, this time with an 84-72 victory over Portland on Nov. 25.
- The win over Portland was the fourth straight for Seattle U. The teams have met during each of the past four years and are set to meet again later this season.
- Riley Grigsby poured in a career-high 28 points in the season debut versus Portland. His performance over the first three games earned him WAC Player of the Week honors.
- Freshman Kobe Williamson had an impressive collegiate debut with 10 points and nine boards against Portland. He is the first freshman to start a season opener since Morgan Means did so in 2016-17. Means finished with five points, three rebounds and three assists in that outing.

## GRIGSBY NAMED WAC PLAYER OF THE WEEK

Riley Grigsby was named TicketSmarter WAC Player of the Week for Nov. 23-29. This marks Grigsby's first career Player of the Week honor. The junior guard/forward from San Jose, Calif., averaged 18.3 points per game to lead the Redhawks to their first 3-0 start since the 2008-09 season. He opened the season with a career-high 28 points in an 84-72 win at Portland, adding six rebounds, four assists and two blocks against the Pilots. Against William Jessup, he had 14 points to go along with four rebounds, two assists and two steals. Continuing the road trip from Portland to Las Vegas, Grigsby scored 13 points with three assists and a block in a 63-45 win over Air Force.



## WINNING WAYS

While the Redhawks' squad features 11 new faces, they are not all new to each other including a trio of junior college transfers from City College of San Francisco. Nate Robinson, Darrion Trammell and Emeka Udenyi spent the 2019-20 season as teammates for the Rams, who went a perfect 30-0 while averaging more than 100 ppg.

## PRESEASON HONORS

Junior forward Riley Grigsby earned the first league recognition of his career, being named to the Coaches Preseason All-WAC Second Team. The San Jose, Calif., native is the Redhawks' lone returning starter and is coming off of a sophomore campaign that saw him average 9.7 points and 5.5 rebounds per game. Grigsby led Seattle U in scoring twice and collected three double-doubles, including career highs of 23 points and 12 rebounds in a win over Grand Canyon on Feb. 20.

## WAC PRESEASON POLLS

The Redhawks were selected to finished fifth in the Western Athletic Conference in both the WAC 2020-21 Preseason Coaches Poll and Media Poll.

## GAMEDAY PROTOCOLS

In accordance with state and local regulations and in the interest of public health, the Seattle University basketball season will begin without spectators in attendance at the Redhawk Center.

For the health and safety of participating student athletes, staff and game personnel, access will be permitted only to participating teams and essential workers.

Health and safety guidelines will be monitored on an ongoing basis to determine if limited capacity options become available at any point during the season.

**HOW TO WATCH:** Unless otherwise noted, all men's and basketball home games will be video streamed for free on the WAC Digital Network. Additional broadcast details, and specific information regarding road games, can be found on the team schedule page at [GoSeattleU.com/MBB](http://GoSeattleU.com/MBB).

The WAC Digital Network is available on both desktop and mobile/tablet devices, as well as for over-the-top (OTT) platforms, including Roku, Amazon Fire TV, Android TV and Apple TV.

**RADIO:** All Seattle U men's basketball games will once again be available on KTTH 770 AM in the Seattle area, and online at [mynorthwest.com](http://mynorthwest.com).

**SOCIAL MEDIA:** In addition to game broadcasts and coverage on [GoSeattleU.com](http://GoSeattleU.com), fans are encouraged to follow and engage with the Redhawks on social media. The Redhawks can be found on Twitter, Instagram by searching @seattleumbb and on Facebook at [facebook.com/seattleumbb](https://facebook.com/seattleumbb).

## 2020-21 NUMERICAL ROSTER

| NO. | NAME             | POS | HT   | WT  | YR/EXP  | HOMETOWN/PREVIOUS SCHOOL   |
|-----|------------------|-----|------|-----|---------|--|
| 0   | Rip Economou     | G   | 6-8  | 190 | Jr./2V  | Santa Monica, Calif./Santa Monica HS                               |
| 1   | Vas Pandža       | G   | 6-8  | 210 | Fr./HS  | Leeds, England/The Hotchkiss School (Conn.)                        |
| 2   | Trey Hopkins     | G   | 6-3  | 180 | Jr./2V  | Midwest City, Okla./Carl Albert HS                                 |
| 5   | Joe Wall         | F   | 6-7  | 215 | RSo./2V | Portland, Ore./Jesuit HS   |
| 10  | Aaron Nettles    | G   | 6-0  | 175 | Sr./3V  | Seattle, Wash./Seattle Prep  |
| 11  | Riley Grigsby    | G/F | 6-6  | 220 | Jr./2V  | San Jose, Calif./Archbishop Mitty HS                               |
| 12  | Darrion Trammell | G   | 5-10 | 165 | Jr./TR  | Marin City, Calif./Saint Ignatius HS/City College of San Francisco |
| 13  | Angelo Stuart    | G   | 6-1  | 165 | So./TR  | Queens, N.Y./Lincoln Academy Prep (Ga.)/Mineral Area College       |
| 14  | Matt Vail        | F   | 6-5  | 190 | RSo./RS | Stanwood, Wash./Stanwood HS  |
| 15  | Emeka Udenyi     | F   | 6-6  | 225 | Jr./TR  | Oakland, Calif./De La Salle/City College of San Francisco          |
| 21  | Viktor Rajković  | F   | 6-5  | 210 | Fr./HS  | Mill Valley, Calif./The Branson School/Golden State Prep           |
| 23  | Daron Henson     | F   | 6-8  | 205 | Gr./TR  | Pasadena, Calif./Utah State/Salt Lake CC/Washington State          |
| 24  | Nate Robinson    | G   | 6-4  | 185 | Jr./TR  | Walnut Creek, Calif./Las Lomas HS/City College of San Francisco    |
| 25  | Jared Pearre     | F   | 6-8  | 205 | RJr./TR | McKinney, Texas/McKinney HS/CSUN                                   |
| 30  | Tiago Zibecchi   | G   | 6-6  | 200 | RSo./RS | Rio de Janeiro, Brazil/Escola Alema Corcovado/Vanguard/Westcliff   |
| 31  | Robert Hutchens  | G   | 6-4  | 190 | Fr./HS  | Arroyo Grande, Calif./Arroyo Grande HS                             |
| 33  | Kobe Williamson  | G   | 6-8  | 225 | Fr./HS  | Melbourne, Australia/Haileybury College                            |
| 35  | Matthew Levis    | G   | 6-1  | 175 | Fr./HS  | Portland, Ore./Jesuit HS   |
| 41  | Jaren Nafarrete  | G   | 5-7  | 140 | RFr./RS | San Diego, Calif./Foothills Christian HS                           |

## COACHING STAFF

Head Coach: Jim Hayford (Azusa Pacific '89) – Fourth season  
 Associate Head Coach: Chris Victor (Concordia Irvine '04) – Fourth season  
 Associate Head Coach: Alex Pribble (Cal '07) – Second season  
 Assistant Coach: Sam Kirby (Seattle U '08) – Third season  
 Director of Operations: Matt Jones (Trinity '18) – First season

## PRONUNCIATION GUIDE

|   |   |
|---|---|
| #0 Rip Economou: Ee-con-oh-moe            | #23 Daron Henson: Dah-ron                               |
| #1 Vas Pandža: Vah-ss Pahn-jah            | #25 Jared Pearre: Pear-ee                               |
| #12 Darrion Trammell: Dare-ee-on Tram-ehl | #30 Tiago Zibecchi: Tee-ah-goh Zee-beck-ee              |
| #15 Emeka Udenyi: Em-eck-ah Oooh-den-ee   | #35 Matthew Levis: Lev (like level) -iss (like hiss)    |
| #21 Viktor Rajkovic: Viktor Rai-koh-vich  | #41 Jaren Nafarrete: Jare (like air) -en Naf-are-eh-tee |



Reigning WAC champion NM State was selected to repeat the feat in 2020-21, earning eight of nine first-place votes in the Coaches' Poll. Coaches could not vote for their own team or players. The Aggies were also the first-place pick by the media. Grand Canyon was picked second in both polls, followed by UTRGV in third and California Baptist in fourth.

### OVERTIME

- Seattle U is 5-3 in overtime games under Head Coach Jim Hayford. The Redhawks went 1-2 in extra time during the 2019-20 season, including an 88-87 loss at California Baptist on Feb. 29, 2020, which ultimately ended up being the final game of the shortened season.
- Seattle U also played triple overtime affair at Kansas City on Jan. 2, 2020, the longest game the Redhawks had played since a triple overtime defeat to Chicago State on Feb. 27, 2014.

### AGAINST THE RANKS

A meeting with the nationally-ranked Washington on Dec. 17, 2019 was just the third game against a ranked opponent during Seattle U's modern-day DI era. Seattle U's last meeting with a ranked opponent came on Dec. 21, 2011, when it hosted No. 24 Virginia at KeyArena. The Cavaliers won, 83-77. The Redhawks' only other ranked match-up came on Mar. 3, 2009 against then No. 13 Washington. The Huskies would claim an 87-60 victory at Alaska Airlines Arena.

### HITTING THE CENTURY MARK

The Redhawks surpassed the 100-point mark for the fifth time under Head Coach Jim Hayford with their 115-81 win over Pacific University on Nov. 12, 2019. They achieved the feat twice during his first season (121 vs. Puget Sound on Nov. 12, 2017; 102 vs. Detroit Mercy on Nov. 18, 2017) and twice in 2018-19 (107 vs. Northwest University on Nov. 28, 2018; 102 vs. Prairie View A&M on Dec. 20, 2018).

### 400 CAREER VICTORIES AND COUNTING FOR HAYFORD

Head Coach Jim Hayford earned his 400th career victory on Nov. 12, 2019 as the Redhawks defeated Pacific University, 115-81. The win was also Hayford's 40th at the helm of the Redhawks, achieved in just over two seasons. "Players win games," said Hayford postgame. "I've had a lot of great players and a lot of great assistant coaches. A lot of credit goes to my family. I've been doing this 21 years and it's a stressful job, so I guess I've got some stick-to-it-ness and I got a few things right." His road to 400 included 12 seasons of 20 wins or more and 11 national postseason tournaments, including six (2003, 2007, 2008, 2009, 2010, 2011) at NCAA Division III Whitworth, three at EWU (2015, 2016, 2017) and two at Seattle U (2018, 2019). Hayford is in his 22nd season as a head coach and now has 416 career victories.

### YEAR THREE UNDER HEAD COACH JIM HAYFORD

Against the abrupt and heartbreaking ending to the 2019-20 season, Head Coach Jim Hayford closed out his third season at the helm of the Redhawk program with a year filled with memorable moments and achievements. All told,

the Redhawks would go 14-15 overall, 7-7 in Western Athletic Conference play and earn the third seed in the WAC Tournament – tying the program's highest seed – before the impact of unforeseen circumstances forced the cancellation of their final two regular-season games, the WAC Tournament and any potential postseason play.

Primed to begin the year on a high note, Hayford would tip off the personal achievements on No. 12, 2019 with the 400th win of his 20-year career. The Redhawks would finish the season with a pair of 1,000-point scorers on the court as senior Morgan Means hit the mark on Nov. 26, 2019 and redshirt junior Terrell Brown added his name to the list on Feb. 20, 2020, becoming just the third and fourth players to reach 1,000 points in the program's modern-day DI era. As a team, the Redhawks added themselves to the program's record book as their 209 three pointers ranks seventh for a single season and their collective free-throw percentage of 77.5 (506-653) ranks second best all-time, trailing only the 1944-45 team that went 145-172 from the line for an 84.3 average. The team free-throw shooting also ranked among the best in the nation as their 77.5 percentage was 12th, free-throws made ranked 29th and free-throws attempted ranked 79th. The Redhawks also finished second among all 350 Division I programs in fewest turnovers, and eighth in fewest turnovers per game (10.2).

In WAC play, Seattle U earned a trio of home-and-home sweeps, downing Chicago State, CSU Bakersfield and Utah Valley - the final in thrilling overtime fashion as Means banked home a runner from the left block with 1.5 seconds remaining for an 87-85 win in Orem. The victory in Bakersfield was also a first as WAC opponents and last achieved the 2010-11 season. The Redhawks also earned a thrilling 95-89 win over Grand Canyon on Feb. 20, 2020, marking the second straight year of clinching a key win over the Lopes.

### HOME COURT ADVANTAGE

Seattle U has compiled a 243-153 (.613) record in the Redhawk Center, including a 15-game winning streak that began Nov. 5, 2008 with a perfect 10-0 mark during the 2008-09 season. In 2017-18, the Redhawks went 9-1, in 2018-19, the Redhawks went 12-6 and in 2019-20 they were 9-3.





## FUTURE REDHAWK

Brody Nunn, a 6-2 guard hailing from Melbourne, Australia, will continue his playing career at Seattle U beginning in 2021.

"Brody is an outstanding shooter and very skilled guard," said Head Coach Jim Hayford said. "He is great in the classroom and will be a great leader on our campus."

Nunn attends Haileybury College in Melbourne, where he averaged 18.5 points, 5.0 rebounds, 2.0 steals and 4.0 assists per game during his junior season in 2019. He has also been a member of the U20 Victorian state team. Nunn averaged 12.0 points, 3.0 assists and 2.0 rebounds per game during the 2020 National Junior Championships. He shot 63 percent from the 3-point line during the U20 nationals, setting an all-time tournament record. His total makes ranked fourth during tournament play. Nunn competed for the Sandringham Sabers U18 team in the Southern Basketball Association, winning the 2018 U18 Victoria championship. During that 2018 season, he led the entire National Classic Tournament in made three-pointers with 27 while shooting at a 47 percent clip.

Current Redhawk freshman Kobe Williamson was Nunn's teammate at Haileybury, the Victorian state team and the Sandringham Sabers.



## INSIDE THE NUMBERS

|                     |     |
|---------------------|-----|
| 2020-21 Record..... | 4-4 |
| Non-Conference..... | 4-4 |
| WAC.....            | 0-0 |
| Home .....          | 1-0 |
| Away.....           | 1-3 |
| Neutral .....       | 2-1 |
| In overtime .....   | 0-0 |

|                                     |                                |
|-------------------------------------|--------------------------------|
| <b>Current Streak .....</b>         | <b>W1</b>                      |
| Last win .....                      | 12/13/20 vs. Northwest (89-40) |
| Last loss .....                     | 12/9/20 at Washington (41-73)  |
| <b>Current Home Streak .....</b>    | <b>W3</b>                      |
| Last win .....                      | 12/13/20 vs. Northwest (89-40) |
| Last loss .....                     | 2/1/20 vs. CBU (65-72)         |
| <b>Current Road Streak .....</b>    | <b>L3</b>                      |
| Last win .....                      | 11/25/20 at Portland (84-72)   |
| Last loss .....                     | 12/9/20 at Washington (41-73)  |
| <b>Current Neutral Streak .....</b> | <b>L1</b>                      |
| Last win .....                      | 11/29/20 vs. Air Force (63-45) |
| Last loss .....                     | 11/30/20 vs. CSUN (65-76)      |

|                        |     |
|------------------------|-----|
| <b>Records When...</b> |     |
| November .....         | 3-1 |
| December .....         | 1-3 |
| January .....          | 0-0 |
| February.....          | 0-0 |
| March .....            | 0-0 |

|                 |     |
|-----------------|-----|
| Monday .....    | 0-1 |
| Tuesday .....   | 0-0 |
| Wednesday ..... | 1-1 |
| Thursday .....  | 0-1 |
| Friday.....     | 1-0 |
| Saturday.....   | 0-0 |
| Sunday .....    | 2-1 |

|                            |     |
|----------------------------|-----|
| Leading at halftime .....  | 3-0 |
| Trailing at halftime ..... | 1-4 |
| Tied at halftime .....     | 0-0 |

|                             |     |
|-----------------------------|-----|
| Scoring less than 60 .....  | 0-2 |
| Scoring between 60-69 ..... | 1-1 |
| Scoring between 70-79.....  | 1-1 |
| Scoring between 80-89 ..... | 2-0 |
| Scoring 90 or more .....    | 0-0 |

|                              |     |
|------------------------------|-----|
| Allowing less than 60 .....  | 3-0 |
| Allowing between 60-69 ..... | 0-0 |
| Allowing between 70-79.....  | 1-3 |
| Allowing between 80-89.....  | 0-1 |
| Allowing 90 or more .....    | 0-0 |

|                                 |     |
|---------------------------------|-----|
| Shooting below 30% .....        | 0-1 |
| Shooting between 30-39.9%.....  | 0-3 |
| Shooting between 40-44.9%.....  | 2-0 |
| Shooting between 45-49.9% ..... | 1-0 |
| Shooting between 50-54.9%.....  | 0-0 |
| Shooting 55% or above .....     | 1-0 |

|   |     |
|---|-----|
| Opponent shooting below 30% .....       | 1-0 |
| Opponent shooting between 30-39.9%..... | 1-0 |
| Opponent shooting between 40-44.9%..... | 1-1 |
| Opponent shooting between 45-49.9%..... | 1-2 |
| Opponent shooting between 50-54.9%..... | 0-1 |
| Opponent shooting 55% or above.....     | 0-0 |

|  |     |
|--|-----|
| More or same rebounds than opponent..... | 3-1 |
| Fewer rebounds than opponent .....       | 1-3 |

|                                   |     |
|-----------------------------------|-----|
| Game decided by 1-5 Points .....  | 0-1 |
| Game decided by 6-10 Points.....  | 0-0 |
| Game decided by 11-15 Points..... | 1-1 |
| Game decided by 16-20 Points..... | 1-0 |
| Game decided by 21+ Points.....   | 2-2 |

|   |     |
|---|-----|
| SU has 0 players in double figures .....  | 0-0 |
| SU has 1 players in double figures .....  | 0-1 |
| SU has 2 players in double figures .....  | 0-2 |
| SU has 3 players in double figures .....  | 2-1 |
| SU has 4 players in double figures .....  | 1-0 |
| SU has 5+ players in double figures ..... | 1-0 |

|                             |     |
|-----------------------------|-----|
| Wearing Black Jerseys ..... | 2-3 |
| Wearing Grey Jerseys .....  | 0-0 |
| Wearing Red Jerseys .....   | 0-0 |
| Wearing White Jerseys ..... | 2-1 |



## THE LAST TIME SEATTLE U...

|  |  |
|--|--|
| Won at home.....                       | 12/13/20 vs. Northwest, 89-40              |
| Lost at home.....                      | 2/1/20 vs. California Baptist, 65-72       |
| Won on the road.....                   | 11/25/20 at Portland, 84-72                |
| Lost on the road.....                  | 12/9/20 at Washington, 41-73               |
| Won at a neutral site.....             | 11/29/20 vs. Air Force, 63-45 (Las Vegas)  |
| Lost at a neutral site.....            | 11/30/20 vs. CSUN, 65-76 (Las Vegas)       |
| Won five+ consecutive games.....       | six in 2018 (11/23/18-12/6/18)             |
| Won 10+ consecutive games.....         | 10 in 2008-09 (1/13/09 - 2/27/09)          |
| Won 20+ consecutive games.....         | 26 in 1953-54                              |
| Lost five+ consecutive games.....      | 5 in 2018-19 (1/3/19 - 1/19/19)            |
| Scored less than 50 points.....        | 12/9/20 at Washington, 41-73               |
| Scored 80-89 points.....               | 12/13/20 vs. Northwest, 89-40              |
| Scored 90-99 points.....               | 2/20/20 vs. GCU, 95-89                     |
| Scored 100+ points.....                | 11/12/19 vs. Pacific, 115-81               |
| Won an overtime game.....              | 2/8/20 at Utah Valley, 87-85 (ot)          |
| Lost an overtime game.....             | 2/29/20 at CBU, 87-88 (ot)                 |
| Defeated a nationally-ranked team..... | 1/12/74 vs. No. 16 UNLV, 82-64             |
| Lost to a nationally-ranked team.....  | 12/17/19 at No. 22 Washington, 59-81       |
| Hosted a nationally-ranked team.....   | 12/21/11 vs. No. 24 Virginia (L, 77-83)    |
| Shot under 30% FG.....                 | 12/9/20 at Washington, 28.8% (17-59)       |
| Shot 30-39.9% FG.....                  | 12/9/20 at Long Beach State, 37.5% (24-64) |
| Shot 40-49.9% FG.....                  | 11/29/20 vs. Air Force, 42.1% (24-57)      |
| Shot 50-59.9% FG.....                  | 12/13/20 vs. Northwest, 57.6% (34-59)      |
| Shot 60+% FG.....                      | 2/15/18 vs. UTRGV, 60.8% (31-52)           |
| Had 50+ rebounds.....                  | 11/12/17 vs. Puget Sound, 61               |
| Made 10+ 3-Pointers.....               | 12/6/20 at Long Beach State, 13            |

## THE LAST TIME A SEATTLE U PLAYER...

|                             |   |
|-----------------------------|---|
| Scored 25-29 points.....    | 12/13/20, Riley Grigsby vs. Northwest, 27         |
| Scored 30-39 points.....    | 12/6/20, Darrion Trammell at Long Beach State, 32 |
| Scored 40-59 points.....    | 11/28/09, Charles Garcia vs. Wofford, 41          |
| Scored 60+ points.....      | 1/30/58, Elgin Baylor vs. Portland, 60            |
| Made 10+ field goals.....   | 12/13/20, Riley Grigsby vs. Northwest, 11         |
| Made 5+ 3-pointers.....     | 12/6/20, Riley Grigsby at Long Beach State, 6     |
| .....                       | 12/6/20, Darrion Trammell at Long Beach State, 5  |
| Had 10-15 rebounds.....     | 12/6/20, Kobe Williamson at Long Beach State, 10  |
| Had 16-19 rebounds.....     | 1/6/18, Aaron Menzies vs. Chicago State, 19       |
| Had 20+ rebounds.....       | 2/15/97, Roger Hammond at Northwest College, 24   |
| Had a double-double.....    | 2/20/20, Terrell Brown vs. GCU (31p, 10a)         |
| .....                       | 2/20/20, Riley Grigsby vs. GCU (23p, 12r)         |
| Led team in pts. & rbs..... | 1/11/20, Riley Grigsby vs. Utah Valley (17p, 8r)  |
| Shot 100% FG (min. 5).....  | 12/19/16, Morgan Means vs. Southern Utah (5-5)    |
| Shot 100% FT (min. 10)..... | 12/20, Morgan Means at Kansas City (10-10)        |
| Had 10+ assists.....        | 2/20/20, Terrell Brown vs. GCU, 10                |
| Had 5+ steals.....          | 1/2/20, Terrell Brown at Kansas City, 5           |
| Had 5+ blocks.....          | 11/28/18, Myles Carter vs. Northwest, 7           |

## STATISTICAL NOTEABLES

30-plus Points  
32..... Darrion Trammell at Long Beach State, 12/6/20

20-plus Points  
28..... Riley Grigsby at Portland, 11/25/20  
27..... Riley Grigsby vs. Northwest, 12/13/20  
25..... Darrion Trammell vs. CSUN, 11/30/20  
24..... Riley Grigsby at Long Beach State, 12/6/20

15-plus Rebounds  
.....

5-plus Assists  
9..... Darrion Trammell at Portland, 11/25/20  
7..... Darrion Trammell at Long Beach State, 12/6/20  
5..... Darrion Trammell vs. Air Force, 11/29/20  
5..... Aaron Nettles vs. Air Force, 11/29/20  
5..... Darrion Trammell vs. CSUN, 11/30/20

5-plus Steals  
.....

5-plus Blocks  
.....


## DOUBLE-DOUBLES

Player ()..... Opponent, Date





## SPEED CHART



RIP ECONOMOU  
6-8 • 190 • G • JR



VAS PANDŽA  
6-8 • 210 • G • FR



TREY HOPKINS  
6-3 • 180 • G • JR



JOE WALL  
6-7 • 215 • F • R-SO



AARON NETTLES  
6-0 • 175 • G • SR




RILEY GRIGSBY  
6-6 • 220 • G/F • JR



DARRION TRAMMELL  
5-10 • 165 • G • SO




ANGELO STUART  
6-1 • 165 • G • SO




MATT VAIL  
6-5 • 190 • F • R-SO



EMEKE UDENYI  
6-6 • 225 • F • JR



VIKTOR RAJKOVIĆ  
6-5 • 210 • F • FR




DARON HENSON  
6-8 • 205 • F • GR



NATE ROBINSON  
5-4 • 185 • G • JR



JARED PEARRE  
6-8 • 205 • F • R-JR




TIAGO ZIBECCHI  
6-6 • 220 • G • R-SO



ROBERT HUTCHENS  
6-4 • 190 • G • FR



KOBE WILLIAMSON  
6-8 • 225 • G • FR



MATTHEW LEVIS  
5-6 • 175 • G • FR



JAREN NAFARRETE  
5-7 • 140 • G • R-FR



JIM HAYFORD  
HEAD COACH




CHRIS VICTOR  
ASSOCIATE HEAD COACH



ALEX PRIBBLE  
ASSOCIATE HEAD COACH



SAM KIRBY  
ASSISTANT COACH



MATT JONES  
DIRECTOR OF OPS



## HEAD COACH JIM HAYFORD



Jim Hayford enters his fourth season as the head coach of Seattle University men's basketball in 2020-21. He was named the Redhawks' head coach on Wednesday, Mar. 28, 2017. In his first season at Seattle U, he led the Redhawks to their most successful season in the school's modern-day Division I era and has compiled a 52-44 record at SU. Hayford is 412-219 in 21 total seasons as a head coach.

Along with improved records over Hayford's tenure, the Redhawks have also seen a rise of their rankings, including a 199 average over the last three seasons (according to KenPom), a marked improvement

over a 268 average over the previous three seasons (2015-17).

Against the abrupt and heartbreaking ending to the 2019-20 season, Hayford closed out his third season at the helm of the Redhawk program with a year filled with memorable moments and achievements. All told, the Redhawks would go 14-15 overall, 7-7 in Western Athletic Conference play and earn the third seed in the WAC Tournament – tying the program's highest seed – before the impact of unforeseen circumstances forced the cancellation of their final two regular-season games, the WAC Tournament and any potential postseason play.

Primed to begin the year on a high note, Hayford would tip off the personal achievements on No. 12, 2019 with the 400th win of his 20-year career. The Redhawks would finish the season with a pair of 1,000-point scorers on the court as senior Morgan Means hit the mark on Nov. 26, 2019 and redshirt junior Terrell Brown added his name to the list on Feb. 20, 2020, becoming just the third and fourth players to reach 1,000 points in the program's modern-day DI era. As a team, the Redhawks added themselves to the program's record book as their 209 three-pointers ranks seventh for a single season and their collective free-throw percentage of 77.5 (506-653) ranks second best all-time, trailing only the 1944-45 team that went 145-172 from the line for an 84.3 average. The team free-throw shooting also ranked among the best in the nation as their 77.5 percentage was 12th, free-throws made ranked 29th and free-throws attempted ranked 79th. The Redhawks also finished second among all 350 Division I programs in fewest turnovers, and eighth in fewest turnovers per game (10.2).

In WAC play, Seattle U earned a trio of home-and-home sweeps, downing Chicago State, CSU Bakersfield and Utah Valley - the final in thrilling overtime fashion as Means banked home a runner from the left block with 1.5 seconds remaining for an 87-85 win in Orem. The victory in Bakersfield was also a first as WAC opponents and last achieved the 2010-11 season. The Redhawks also earned a thrilling 95-89 win over Grand Canyon on Feb. 20, 2020, marking the second straight year of clinching a key win over the Lopes.

### COACH HAYFORD'S YEAR-BY-YEAR RESULTS

| YEAR                  | SCHOOL             | OVERALL | PCT  | CONFERENCE |
|-----------------------|--------------------|---------|------|------------|
| 1999-00               | Sioux Falls        | 15-15   | .500 |            |
| 2000-01               | Sioux Falls        | 22-12   | .647 |            |
| Totals at Sioux Falls | (2 seasons)        | 37-27   | .578 |            |
| 2001-02               | Whitworth          | 20-7    | .741 | 12-4/2nd   |
| 2002-03 \$            | Whitworth          | 23-4    | .851 | 13-3/1st   |
| 2003-04               | Whitworth          | 19-6    | .760 | 12-4/2nd   |
| 2004-05               | Whitworth          | 13-11   | .542 | 9-7/4th    |
| 2005-06               | Whitworth          | 20-7    | .741 | 13-3/2nd   |
| 2006-07 \$            | Whitworth          | 24-4    | .857 | 13-3/1st   |
| 2007-08 \$            | Whitworth          | 21-7    | .750 | 12-4/1st   |
| 2008-09 \$            | Whitworth          | 23-6    | .793 | 12-4/2nd   |
| 2009-10 \$            | Whitworth          | 26-3    | .897 | 16-0/1st   |
| 2010-11 \$            | Whitworth          | 28-2    | .933 | 15-1/1st   |
| Totals at Whitworth   | (10 seasons)       | 217-57  | .792 |            |
| 2011-12               | Eastern Washington | 15-17   | .469 | 8-8/4th    |
| 2012-13               | Eastern Washington | 10-21   | .323 | 7-13/8th   |
| 2013-14               | Eastern Washington | 15-16   | .484 | 10-10/T6th |
| 2014-15 #             | Eastern Washington | 26-9    | .743 | 14-4/T1st  |
| 2015-16 !             | Eastern Washington | 18-16   | .529 | 10-8/T5th  |
| 2016-17 !             | Eastern Washington | 22-12   | .647 | 13-5/2nd   |
| Totals at EWU         | (6 seasons)        | 106-91  | .538 |            |
| 2017-18 !             | Seattle University | 20-14   | .588 | 8-6/4th    |
| 2018-19 @             | Seattle University | 18-15   | .545 | 6-10/7th   |
| 2019-20               | Seattle University | 14-15   | .483 | 7-7/5th    |
| Totals at SU          | (3 seasons)        | 52-44   | .542 |            |
| Total as Head Coach   | (21 seasons)       | 412-219 | .653 |            |

\$ - NCAA Division III participant

# - NCAA DI Tournament participant, Big Sky Conference Tournament Champions & regular-season co-champions

! - College Basketball Invitational (CBI) Tournament participant

@ - CollegeInsider.com Tournament (CIT) participant





## HEAD COACH JIM HAYFORD

Hayford's Redhawks went 18-15 overall in 2018-19, marking the first back-to-back seasons with 18 wins or more since 2007-08 and 2008-09. The squad jumped out to a 12-3 record to start the season, including wins over Pac-12 members Washington State and Cal, marking the best start to a year in more than 50 years. The Redhawks would battle injury and illness as conference play got underway, but rebounded to win five of their final six regular-season contests. Terrell Brown (All-WAC Second Team, WAC All-Newcomer Team) and Myles Carter (WAC All-Defensive Team, NBCA All-District Second Team) both entered the Seattle U all-time record book during the season. Brown's 150 assists ranks eighth all-time and Carter's 60 blocks ranks second. The team's 238 three-pointers ranks third all-time while their 118 blocks are second.

Inheriting a program that went 13-17 in 2016-17, Hayford led the 2017-18 Redhawks to finish 20-14 overall, 16-3 on their home court and 8-6 in Western Athletic Conference play. The win total marked a program high since returning to Division I in 2008-09, and marked the first 20-win DI season since 1963-64 when Seattle U finished 22-6. The 16 home victories was also a modern-day DI record, while the eight WAC wins was the most since joining the league in 2012-13. The fourth-place finish ties the best finish during the Redhawks six years competing in the WAC. The season culminated in Hayford's 10th national postseason appearance as a head coach as the Redhawks earned a berth in the Collegiate Basketball Invitational (CBI).

Hayford's up-tempo style of play saw the Redhawks set numerous modern-day DI program records including total points (2,589), field goals (881), field goal percentage (44.6), three-point field goals (312), free-throw percentage (73.8), rebounds (1,298) and blocks (123). Three Redhawks earned postseason honors from the WAC, including junior center Aaron Menzies (Second Team All-WAC, All-Defensive Team), sophomore guard Matej Kavaz (Second Team All-WAC) and graduate guard Jordan Hill (All-Newcomer Team). Menzies would set an all-time program record with 79 blocks and a modern-day DI record with 302 rebounds.

Hayford has 20 total seasons as a head coach, amassing an overall record of 398-204 (.670). Prior to Seattle U, he had stints at EWU, Whitworth (NCAA DIII) and Sioux Falls (NAIA). He has coached in 10 national postseason tournaments, including six (2003, 2007, 2008, 2009, 2010, 2011) at NCAA Division III Whitworth, three at EWU (2015, 2016, 2017) and one at Seattle U (2018).

In 2016-17, Hayford completed his sixth season as the head coach at EWU, leading the Eagles to a 22-12 overall record and a 13-5 mark in Big Sky Conference play. In six seasons with Hayford at the helm, the Eagles went to the NCAA Tournament (2015), the CBI Tournament (2016, 2017), earned a Big Sky regular season co-championship (2015) and won the Big Sky Tournament title (2015). Under Hayford, the Eagles had one Big Sky Conference Player of the Year (Jacob Wiles, 2017), two Big Sky Freshmen of the Year, 12 All-Big Sky selections, seven National Association of Basketball (NABC) All-District selections, two Associated Press honorable mention All-Americans and one NBA Draft pick (Tyler Harvey, 2015).

The building process at EWU hit its stride in 2014-15 when Hayford led the Eagles to a 26-9 mark, including a 14-4 Big Sky record. EWU went on to win the Big Sky Conference Tournament and earn a bid to the NCAA Tournament – the first postseason appearance for the program since 2003-04. The team featured Tyler Harvey, who

was the nation's leader in scoring (23.1 ppg) and three-pointers made per game (4.0), and went on to be the program's third all-time NBA Draft pick. For his efforts, Hayford was named Big Sky Co-Coach of the Year.

Before taking over at Eastern Washington in March of 2011, Hayford spent 10 seasons building Whitworth University in Spokane, Wash., into a NCAA Division III powerhouse. In his tenure at the helm of the Pirates, Hayford had a record of 217-57 and a winning percentage of .792. He was the Northwest Conference Coach of the Year five times, and twice was honored by the NABC as the West Region Coach of the Year.

Taking over a program that went 25-24 in the two seasons prior (1999-01), Hayford coached the Pirates to eight 20-win seasons, six appearances in the NCAA Division III Tournament (including the last five seasons in a row), five Northwest Conference titles, three NCAA DIII Sweet 16 appearances (2008, 2010, 2011) and one Elite Eight appearance (2011). At the time he left Whitworth, his career winning percentage ranked among the top 10 among all active NCAA Division III coaches.

Prior to Whitworth, Hayford was head coach at the University of Sioux Falls (S.D.), where he compiled a 37-27 record in two seasons. During his inaugural season (1999-2000), he led the Cougars to their first conference playoff appearance in five years. Hayford's Cougars finished the 2000-01 season at 22-12, setting a school record for wins in a season. Prior to Hayford's arrival, USF was 9-17 in 1998-99.

Hayford served as the top assistant coach at Azusa Pacific University (Calif.) from 1990-99, including eight seasons under Bill Odell. APU won seven consecutive Golden State Athletic Conference titles during that time and advanced to the NAIA Division I Final Four in each of his final two seasons there.

Hayford earned his bachelor's degree in social science from Azusa Pacific in 1989. He earned a master's degree in education from Claremont Graduate School in 1991. Hayford and his wife, Robin, have two adult children, daughter, Jayme, and son, Joseph.



## Seattle University Basketball Seattle U Combined Team Statistics (as of Dec 13, 2020) All games

| RECORD:        | OVERALL | HOME | AWAY | NEUTRAL |
|----------------|---------|------|------|---------|
| ALL GAMES      | 4-4     | 1-0  | 1-3  | 2-1     |
| CONFERENCE     | 0-0     | 0-0  | 0-0  | 0-0     |
| NON-CONFERENCE | 4-4     | 1-0  | 1-3  | 2-1     |

| #              | Player           | gp-gs | min  | avg  | Total   |      | 3-Point |      | F-Throw |       | Rebounds |     |     |      |     |    |     |     | a  | to | blk | stl  | pts | avg |
|----------------|------------------|-------|------|------|---------|------|---------|------|---------|-------|----------|-----|-----|------|-----|----|-----|-----|----|----|-----|------|-----|-----|
|                |                  |       |      |      | fg-fga  | fg%  | 3fg-fga | 3fg% | ft-fa   | ft%   | off      | def | tot | avg  | pf  | dq |     |     |    |    |     |      |     |     |
| 11             | Riley Grigsby    | 8-8   | 278  | 34.8 | 56-117  | .479 | 18-38   | .474 | 12-19   | .632  | 11       | 24  | 35  | 4.4  | 17  | 0  | 13  | 10  | 4  | 5  | 142 | 17.8 |     |     |
| 12             | Darrion Trammell | 8-3   | 266  | 33.2 | 48-113  | .425 | 13-38   | .342 | 28-34   | .824  | 6        | 27  | 33  | 4.1  | 16  | 0  | 41  | 19  | 3  | 15 | 137 | 17.1 |     |     |
| 10             | Aaron Nettles    | 7-7   | 212  | 30.3 | 20-68   | .294 | 10-46   | .217 | 1-3     | .333  | 0        | 9   | 9   | 1.3  | 21  | 0  | 20  | 6   | 0  | 7  | 51  | 7.3  |     |     |
| 15             | Emeka Udenyi     | 8-6   | 193  | 24.1 | 27-39   | .692 | 0-0     | .000 | 2-13    | .154  | 21       | 30  | 51  | 6.4  | 19  | 0  | 12  | 11  | 4  | 1  | 56  | 7.0  |     |     |
| 33             | Kobe Williamson  | 8-8   | 224  | 28.0 | 16-41   | .390 | 6-20    | .300 | 5-9     | .556  | 18       | 34  | 52  | 6.5  | 24  | 0  | 5   | 8   | 10 | 8  | 43  | 5.4  |     |     |
| 00             | Rip Economou     | 8-5   | 104  | 13.0 | 13-39   | .333 | 9-27    | .333 | 2-2     | 1.000 | 1        | 13  | 14  | 1.8  | 10  | 0  | 3   | 4   | 1  | 3  | 37  | 4.6  |     |     |
| 25             | Jared Pearre     | 7-0   | 84   | 12.0 | 8-14    | .571 | 0-0     | .000 | 5-12    | .417  | 7        | 13  | 20  | 2.9  | 10  | 0  | 2   | 9   | 5  | 3  | 21  | 3.0  |     |     |
| 23             | Daron Henson     | 7-1   | 54   | 7.7  | 4-22    | .182 | 2-19    | .105 | 5-6     | .833  | 4        | 11  | 15  | 2.1  | 6   | 0  | 0   | 0   | 0  | 1  | 15  | 2.1  |     |     |
| 13             | Angelo Stuart    | 7-0   | 46   | 6.6  | 3-10    | .300 | 0-3     | .000 | 7-7     | 1.000 | 0        | 1   | 1   | 0.1  | 4   | 0  | 1   | 2   | 0  | 4  | 13  | 1.9  |     |     |
| 05             | Joe Wall         | 7-0   | 35   | 5.0  | 5-14    | .357 | 3-12    | .250 | 0-0     | .000  | 0        | 2   | 2   | 0.3  | 3   | 0  | 0   | 1   | 2  | 1  | 13  | 1.9  |     |     |
| 01             | Vas Pandza       | 8-0   | 69   | 8.6  | 4-10    | .400 | 1-5     | .200 | 2-4     | .500  | 2        | 7   | 9   | 1.1  | 8   | 0  | 3   | 5   | 0  | 3  | 11  | 1.4  |     |     |
| 02             | Trey Hopkins     | 3-1   | 10   | 3.3  | 1-3     | .333 | 0-2     | .000 | 2-2     | 1.000 | 0        | 1   | 1   | 0.3  | 2   | 0  | 0   | 3   | 0  | 0  | 4   | 1.3  |     |     |
| 24             | Nate Robinson    | 3-0   | 20   | 6.7  | 1-6     | .167 | 0-4     | .000 | 1-1     | 1.000 | 1        | 2   | 3   | 1.0  | 4   | 0  | 0   | 4   | 1  | 0  | 3   | 1.0  |     |     |
| 21             | Viktor Rajkovic  | 1-1   | 5    | 5.0  | 0-1     | .000 | 0-0     | .000 | 0-0     | .000  | 0        | 0   | 0   | 0.0  | 1   | 0  | 1   | 0   | 0  | 0  | 0   | 0.0  |     |     |
| Team           |                  |       |      |      |         |      |         |      |         |       | 7        | 11  | 18  |      |     |    | 5   |     |    |    |     |      |     |     |
| Total.....     |                  | 8     | 1600 |      | 206-497 | .414 | 62-214  | .290 | 72-112  | .643  | 78       | 185 | 263 | 32.9 | 145 | 0  | 101 | 87  | 30 | 51 | 546 | 68.2 |     |     |
| Opponents..... |                  | 8     | 1603 |      | 177-416 | .425 | 46-140  | .329 | 117-153 | .765  | 60       | 226 | 286 | 35.8 | 149 | -  | 94  | 135 | 19 | 38 | 517 | 64.6 |     |     |

| TEAM STATISTICS        | SU      | OPP     |
|------------------------|---------|---------|
| SCORING                | 546     | 517     |
| Points per game        | 68.2    | 64.6    |
| Scoring margin         | +3.6    | -       |
| FIELD GOALS-ATT        | 206-497 | 177-416 |
| Field goal pct         | .414    | .425    |
| 3 POINT FG-ATT         | 62-214  | 46-140  |
| 3-point FG pct         | .290    | .329    |
| 3-pt FG made per game  | 7.8     | 5.8     |
| FREE THROWS-ATT        | 72-112  | 117-153 |
| Free throw pct         | .643    | .765    |
| F-Throws made per game | 9.0     | 14.6    |
| REBOUNDS               | 263     | 286     |
| Rebounds per game      | 32.9    | 35.8    |
| Rebounding margin      | -2.9    | -       |
| ASSISTS                | 101     | 94      |
| Assists per game       | 12.6    | 11.8    |
| TURNOVERS              | 87      | 135     |
| Turnovers per game     | 10.9    | 16.9    |
| Turnover margin        | +6.0    | -       |
| Assist/turnover ratio  | 1.2     | 0.7     |
| STEALS                 | 51      | 38      |
| Steals per game        | 6.4     | 4.8     |
| BLOCKS                 | 30      | 19      |
| Blocks per game        | 3.8     | 2.4     |
| ATTENDANCE             | 0       | 0       |
| Home games-Avg/Game    | 1-0     | 4-0     |
| Neutral site-Avg/Game  | -       | 3-0     |

| Date        | Opponent          | Score   | Att. |
|-------------|-------------------|---------|------|
| ^ 11/25/20  | at Portland       | w 84-72 | 0    |
| ^ 11/27/20  | vs William Jessup | w 77-53 | 0    |
| \$ 11/29/20 | vs Air Force      | w 63-45 | 0    |
| \$ 11/30/20 | vs CSUN           | L 65-76 | 0    |
| 12/03/20    | at UCLA           | L 52-78 | 0    |
| 12/06/20    | at Long Beach St. | L 75-80 | 0    |
| 12/09/20    | at Washington     | L 41-73 | 0    |
| 12/13/20    | NORTHWEST (WA)    | w 89-40 | 0    |

\* = WAC game

^ = U.S. Bank Portland Invitational

\$ = 2020 Vegas Bubble

| Score by Periods | 1st | 2nd | Totals |
|------------------|-----|-----|--------|
| Seattle U        | 236 | 310 | 546    |
| Opponents        | 264 | 253 | 517    |



**Seattle University Basketball**  
**Seattle U Season Schedule/Results & Leaders (as of Dec 13, 2020)**  
**All games**

| <b>RECORD:</b> | <b>OVERALL</b> | <b>HOME</b> | <b>AWAY</b> | <b>NEUTRAL</b> |
|----------------|----------------|-------------|-------------|----------------|
| ALL GAMES      | 4-4            | 1-0         | 1-3         | 2-1            |
| CONFERENCE     | 0-0            | 0-0         | 0-0         | 0-0            |
| NON-CONFERENCE | 4-4            | 1-0         | 1-3         | 2-1            |

| <b>Date</b> | <b>Opponent</b>    |   | <b>Score</b> | <b>Att.</b> | <b>High Points</b>   | <b>High Rebounds</b>               |
|-------------|--------------------|---|--------------|-------------|----------------------|------------------------------------|
| 11/25/20    | ^at Portland       | W | 84-72        |             | (28)Riley Grigsby    | (9)Kobe Williamson                 |
| 11/27/20    | ^vs William Jessup | W | 77-53        |             | (19)Darrion Trammell | (8)Emeka Udenyi                    |
| 11/29/20    | \$vs Air Force     | W | 63-45        |             | (13)Riley Grigsby    | (6)Kobe Williamson                 |
| 11/30/20    | \$vs CSUN          |   | 65-76 L      |             | (25)Darrion Trammell | (9)Kobe Williamson                 |
| 12/03/20    | at UCLA            |   | 52-78 L      |             | (12)Riley Grigsby    | (6)Jared Pearre                    |
| 12/06/20    | at Long Beach St.  |   | 75-80 L      |             | (32)Darrion Trammell | (10)Kobe Williamson                |
| 12/09/20    | at Washington      |   | 41-73 L      |             | (12)Emeka Udenyi     | (7)Kobe Williamson                 |
| 12/13/20    | NORTHWEST (WA)     | W | 89-40        |             | (27)Riley Grigsby    | (6)Daron Henson<br>(6)Emeka Udenyi |

\* = WAC game

^ = U.S. Bank Portland Invitational

\$ = 2020 Vegas Bubble

| <b>Attendance Summary</b> | <b>Games</b> | <b>Attend</b> | <b>Avg/Game</b> |
|---------------------------|--------------|---------------|-----------------|
| Home                      | 1            | 0             | 0               |
| Away                      | 4            | 0             | 0               |
| Neutral                   | 3            | 0             | 0               |
| Total                     | 8            | 0             | 0               |





## 2020-21 TEAM GAME-BY-GAME

### Seattle University Basketball Seattle U Team Game-by-Game (as of Dec 13, 2020) All games

#### TEAM STATISTICS

| Opponent          | Date     | Score |   | Total   |      | 3-Pointers |      | Free throws |      | Rebounds |     |     |      | pf  | a   | t/o | blk | stl | pts | avg  |
|-------------------|----------|-------|---|---------|------|------------|------|-------------|------|----------|-----|-----|------|-----|-----|-----|-----|-----|-----|------|
|                   |          |       |   | fg-fga  | pct  | 3fg-fga    | pct  | ft-fa       | pct  | off      | def | tot | avg  |     |     |     |     |     |     |      |
| at Portland       | 11/25/20 | 84-72 | W | 31-68   | .456 | 12-29      | .414 | 10-13       | .769 | 9        | 24  | 33  | 33.0 | 21  | 19  | 8   | 6   | 8   | 84  | 84.0 |
| vs William Jessup | 11/27/20 | 77-53 | W | 30-69   | .435 | 7-27       | .259 | 10-17       | .588 | 16       | 24  | 40  | 36.5 | 19  | 12  | 9   | 6   | 8   | 77  | 80.5 |
| vs Air Force      | 11/29/20 | 63-45 | W | 24-57   | .421 | 11-29      | .379 | 4-6         | .667 | 10       | 20  | 30  | 34.3 | 13  | 16  | 9   | 3   | 4   | 63  | 74.7 |
| vs CSUN           | 11/30/20 | 65-76 | L | 23-62   | .371 | 7-29       | .241 | 12-17       | .706 | 12       | 25  | 37  | 35.0 | 19  | 11  | 13  | 2   | 5   | 65  | 72.2 |
| at UCLA           | 12/03/20 | 52-78 | L | 23-59   | .390 | 3-23       | .130 | 3-9         | .333 | 6        | 18  | 24  | 32.8 | 23  | 8   | 14  | 3   | 10  | 52  | 68.2 |
| at Long Beach St. | 12/06/20 | 75-80 | L | 24-64   | .375 | 13-33      | .394 | 14-23       | .609 | 11       | 25  | 36  | 33.3 | 22  | 12  | 11  | 2   | 4   | 75  | 69.3 |
| at Washington     | 12/09/20 | 41-73 | L | 17-59   | .288 | 4-23       | .174 | 3-7         | .429 | 8        | 21  | 29  | 32.7 | 15  | 10  | 14  | 1   | 6   | 41  | 65.3 |
| NORTHWEST (WA)    | 12/13/20 | 89-40 | W | 34-59   | .576 | 5-21       | .238 | 16-20       | .800 | 6        | 28  | 34  | 32.9 | 13  | 13  | 9   | 7   | 6   | 89  | 68.2 |
| Seattle U         |          | 546   |   | 206-497 | .414 | 62-214     | .290 | 72-112      | .643 | 78       | 185 | 263 | 32.9 | 145 | 101 | 87  | 30  | 51  | 546 | 68.2 |
| Opponents         |          | 517   |   | 177-416 | .425 | 46-140     | .329 | 117-153     | .765 | 60       | 226 | 286 | 35.8 | 149 | 94  | 135 | 19  | 38  | 517 | 64.6 |

Games played: 8  
Points/game: 68.2  
FG Pct: 41.4  
3FG Pct: 29.0  
FT Pct: 64.3

Rebounds/game: 32.9  
Assists/game: 12.6  
Turnovers/game: 10.9  
Assist/turnover ratio: 1.2  
Steals/game: 6.4  
Blocks/game: 3.8



## 2020-21 POINTS-REBOUNDS-ASSISTS

### Seattle University Basketball Seattle U Points-Rebounds-Assists (as of Dec 13, 2020) All games

| Opponent          | Date     | Score |   | 00<br>ECONOMOU,R | 01<br>PANDZA,VAS | 02<br>HOPKINS,TR | 05<br>WALL,JOE | 10<br>NETTLES,AA | 11<br>GRIGSBY,RI | 12<br>TRAMMELL,D |
|-------------------|----------|-------|---|------------------|------------------|------------------|----------------|------------------|------------------|------------------|
| at Portland       | 11/25/20 | 84-72 | W | 4-2-0            | 0-2-0            | DNP              | DNP            | 8-0-4            | 28-6-4           | 17-5-9           |
| vs William Jessup | 11/27/20 | 77-53 | W | 8-4-2            | 2-2-0            | DNP              | 5-1-0          | 5-2-3            | 14-4-2           | 19-7-4           |
| vs Air Force      | 11/29/20 | 63-45 | W | 12-4-0           | 0-2-0            | DNP              | 0-0-0          | 12-4-5           | 13-1-3           | 12-2-5           |
| vs CSUN           | 11/30/20 | 65-76 | L | 6-0-1            | 1-1-0            | 0-0-0            | 3-0-0          | 10-2-0           | 18-8-0           | 25-2-5           |
| at UCLA           | 12/03/20 | 52-78 | L | 4-0-0            | 0-0-0            | DNP              | 2-0-0          | 11-0-2           | 12-4-1           | 8-2-4            |
| at Long Beach St. | 12/06/20 | 75-80 | L | 0-2-0            | 2-0-0            | DNP              | 0-0-0          | 3-0-2            | 24-2-2           | 32-7-7           |
| at Washington     | 12/09/20 | 41-73 | L | 0-0-0            | 3-2-1            | 0-0-0            | 3-0-0          | 2-1-4            | 6-5-1            | 9-4-1            |
| NORTHWEST (WA)    | 12/13/20 | 89-40 | W | 3-2-0            | 3-0-2            | 4-1-0            | 0-1-0          | DNP              | 27-5-0           | 15-4-6           |

| Opponent          | Date     | Score |   | 13<br>STUART,ANG | 15<br>UDENYI,EME | 21<br>RAJKOVIC,V | 23<br>HENSON,DAR | 24<br>ROBINSON,N | 25<br>PEARRE,JAR | 33<br>WILLIAMSON |
|-------------------|----------|-------|---|------------------|------------------|------------------|------------------|------------------|------------------|------------------|
| at Portland       | 11/25/20 | 84-72 | W | 2-1-1            | 12-6-0           | 0-0-1            | 3-0-0            | DNP              | 0-0-0            | 10-9-0           |
| vs William Jessup | 11/27/20 | 77-53 | W | 4-0-0            | 11-8-0           | DNP              | 0-2-0            | DNP              | 3-4-0            | 6-4-1            |
| vs Air Force      | 11/29/20 | 63-45 | W | 0-0-0            | 3-5-3            | DNP              | DNP              | DNP              | DNP              | 11-6-0           |
| vs CSUN           | 11/30/20 | 65-76 | L | 0-0-0            | 0-8-4            | DNP              | 0-2-0            | DNP              | 2-4-0            | 0-9-1            |
| at UCLA           | 12/03/20 | 52-78 | L | 0-0-0            | 6-4-0            | DNP              | 2-2-0            | 3-1-0            | 2-6-1            | 2-3-0            |
| at Long Beach St. | 12/06/20 | 75-80 | L | DNP              | 4-8-1            | DNP              | 1-2-0            | 0-2-0            | 2-2-0            | 7-10-0           |
| at Washington     | 12/09/20 | 41-73 | L | 0-0-0            | 12-6-1           | DNP              | 2-1-0            | 0-0-0            | 0-0-0            | 4-7-2            |
| NORTHWEST (WA)    | 12/13/20 | 89-40 | W | 7-0-0            | 8-6-3            | DNP              | 7-6-0            | DNP              | 12-4-1           | 3-4-1            |



**Seattle University Basketball**  
**Seattle U Team High/Low Analysis (as of Dec 13, 2020)**  
**All games**

**Seattle U - TEAM GAME HIGHS**

|                       |              |                              |
|-----------------------|--------------|------------------------------|
| POINTS                | 89           | NORTHWEST (WA) (12/13/20)    |
|                       | 84           | at Portland (11/25/20)       |
|                       | 77           | vs William Jessup (11/27/20) |
|                       | 75           | at Long Beach St. (12/06/20) |
|                       | 65           | vs CSUN (11/30/20)           |
| FIELD GOALS MADE      | 34           | NORTHWEST (WA) (12/13/20)    |
|                       | 31           | at Portland (11/25/20)       |
| FIELD GOAL ATTEMPTS   | 69           | vs William Jessup (11/27/20) |
|                       | 68           | at Portland (11/25/20)       |
| FIELD GOAL PERCENTAGE | .576 (34-59) | NORTHWEST (WA) (12/13/20)    |
|                       | .456 (31-68) | at Portland (11/25/20)       |
| 3 PT FIELD GOALS MADE | 13           | at Long Beach St. (12/06/20) |
|                       | 12           | at Portland (11/25/20)       |
| 3 PT FG ATTEMPTS      | 33           | at Long Beach St. (12/06/20) |
|                       | 29           | vs CSUN (11/30/20)           |
|                       | 29           | vs Air Force (11/29/20)      |
|                       | 29           | at Portland (11/25/20)       |
| 3 PT FG PERCENTAGE    | .414 (12-29) | at Portland (11/25/20)       |
|                       | .394 (13-33) | at Long Beach St. (12/06/20) |
| FREE THROWS MADE      | 16           | NORTHWEST (WA) (12/13/20)    |
|                       | 13           | at Long Beach St. (12/06/20) |
| FREE THROW ATTEMPTS   | 24           | at Long Beach St. (12/06/20) |
|                       | 20           | NORTHWEST (WA) (12/13/20)    |
| FREE THROW PERCENTAGE | .800 (16-20) | NORTHWEST (WA) (12/13/20)    |
|                       | .769 (10-13) | at Portland (11/25/20)       |
| REBOUNDS              | 40           | vs William Jessup (11/27/20) |
|                       | 37           | vs CSUN (11/30/20)           |
| ASSISTS               | 19           | at Portland (11/25/20)       |
|                       | 16           | vs Air Force (11/29/20)      |
| STEALS                | 10           | at UCLA (12/03/20)           |
|                       | 8            | vs William Jessup (11/27/20) |
|                       | 8            | at Portland (11/25/20)       |
| BLOCKED SHOTS         | 7            | NORTHWEST (WA) (12/13/20)    |
|                       | 6            | vs William Jessup (11/27/20) |
|                       | 6            | at Portland (11/25/20)       |
| TURNOVERS             | 14           | at Washington (12/09/20)     |
|                       | 14           | at UCLA (12/03/20)           |
| FOULS                 | 23           | at UCLA (12/03/20)           |
|                       | 22           | at Long Beach St. (12/06/20) |

**Seattle University Basketball**  
**Seattle U High/Low Analysis (as of Dec 13, 2020)**  
**All games**

**Opponent - GAME HIGHS**

|                       |              |                              |
|-----------------------|--------------|------------------------------|
| POINTS                | 80           | at Long Beach St. (12/06/20) |
|                       | 78           | at UCLA (12/03/20)           |
|                       | 76           | vs CSUN (11/30/20)           |
|                       | 73           | at Washington (12/09/20)     |
|                       | 72           | at Portland (11/25/20)       |
| FIELD GOALS MADE      | 28           | at Long Beach St. (12/06/20) |
|                       | 28           | at UCLA (12/03/20)           |
| FIELD GOAL ATTEMPTS   | 59           | at Long Beach St. (12/06/20) |
|                       | 58           | NORTHWEST (WA) (12/13/20)    |
| FIELD GOAL PERCENTAGE | .549 (28-51) | at UCLA (12/03/20)           |
|                       | .475 (28-59) | at Long Beach St. (12/06/20) |
| 3 PT FIELD GOALS MADE | 8            | at Washington (12/09/20)     |
|                       | 6            | at UCLA (12/03/20)           |
|                       | 6            | vs Air Force (11/29/20)      |
|                       | 6            | at Portland (11/25/20)       |
| 3 PT FG ATTEMPTS      | 27           | NORTHWEST (WA) (12/13/20)    |
|                       | 20           | vs Air Force (11/29/20)      |
| 3 PT FG PERCENTAGE    | .533 (8-15)  | at Washington (12/09/20)     |
|                       | .462 (6-13)  | at Portland (11/25/20)       |
| FREE THROWS MADE      | 19           | at Long Beach St. (12/06/20) |
|                       | 19           | vs CSUN (11/30/20)           |
| FREE THROW ATTEMPTS   | 26           | at Long Beach St. (12/06/20) |
|                       | 25           | vs CSUN (11/30/20)           |
|                       | 25           | vs William Jessup (11/27/20) |
| FREE THROW PERCENTAGE | 1.000 (7-7)  | NORTHWEST (WA) (12/13/20)    |
|                       | .875 (7-8)   | vs Air Force (11/29/20)      |
| REBOUNDS              | 43           | at Long Beach St. (12/06/20) |
|                       | 42           | at Washington (12/09/20)     |
|                       | 42           | at UCLA (12/03/20)           |
| ASSISTS               | 16           | at UCLA (12/03/20)           |
|                       | 15           | at Long Beach St. (12/06/20) |
|                       | 15           | vs CSUN (11/30/20)           |
| STEALS                | 8            | vs CSUN (11/30/20)           |
|                       | 7            | at Washington (12/09/20)     |
|                       | 5            | at Washington (12/09/20)     |
| BLOCKED SHOTS         | 4            | at UCLA (12/03/20)           |
|                       | 23           | NORTHWEST (WA) (12/13/20)    |
| TURNOVERS             | 20           | at Portland (11/25/20)       |
|                       | 23           | NORTHWEST (WA) (12/13/20)    |
| FOULS                 | 23           | vs William Jessup (11/27/20) |

**Seattle University Basketball**  
**Seattle U High/Low Analysis (as of Dec 13, 2020)**  
**All games**

**Seattle U - GAME LOWS**

|                       |              |                              |
|-----------------------|--------------|------------------------------|
| POINTS                | 41           | at Washington (12/09/20)     |
|                       | 52           | at UCLA (12/03/20)           |
|                       | 63           | vs Air Force (11/29/20)      |
|                       | 65           | vs CSUN (11/30/20)           |
|                       | 75           | at Long Beach St. (12/06/20) |
| FIELD GOALS MADE      | 17           | at Washington (12/09/20)     |
|                       | 23           | vs CSUN (11/30/20)           |
|                       | 23           | at UCLA (12/03/20)           |
| FIELD GOAL ATTEMPTS   | 57           | vs Air Force (11/29/20)      |
|                       | 59           | at UCLA (12/03/20)           |
|                       | 59           | at Washington (12/09/20)     |
|                       | 59           | NORTHWEST (WA) (12/13/20)    |
| FIELD GOAL PERCENTAGE | .288 (17-59) | at Washington (12/09/20)     |
|                       | .371 (23-62) | vs CSUN (11/30/20)           |
| 3 PT FIELD GOALS MADE | 3            | at UCLA (12/03/20)           |
|                       | 4            | at Washington (12/09/20)     |
| 3 PT FG ATTEMPTS      | 21           | NORTHWEST (WA) (12/13/20)    |
|                       | 23           | at UCLA (12/03/20)           |
|                       | 23           | at Washington (12/09/20)     |
| 3 PT FG PERCENTAGE    | .130 (3-23)  | at UCLA (12/03/20)           |
|                       | .174 (4-23)  | at Washington (12/09/20)     |
| FREE THROWS MADE      | 3            | at UCLA (12/03/20)           |
|                       | 3            | at Washington (12/09/20)     |
| FREE THROW ATTEMPTS   | 6            | vs Air Force (11/29/20)      |
|                       | 7            | at Washington (12/09/20)     |
| FREE THROW PERCENTAGE | .333 (3-9)   | at UCLA (12/03/20)           |
|                       | .429 (3-7)   | at Washington (12/09/20)     |
| REBOUNDS              | 24           | at UCLA (12/03/20)           |
|                       | 29           | at Washington (12/09/20)     |
| ASSISTS               | 8            | at UCLA (12/03/20)           |
|                       | 10           | at Washington (12/09/20)     |
| STEALS                | 4            | vs Air Force (11/29/20)      |
|                       | 4            | at Long Beach St. (12/06/20) |
| BLOCKED SHOTS         | 1            | at Washington (12/09/20)     |
|                       | 2            | vs CSUN (11/30/20)           |
|                       | 2            | at Long Beach St. (12/06/20) |
| TURNOVERS             | 8            | at Portland (11/25/20)       |
|                       | 9            | vs William Jessup (11/27/20) |
|                       | 9            | vs Air Force (11/29/20)      |
|                       | 9            | NORTHWEST (WA) (12/13/20)    |
| FOULS                 | 13           | vs Air Force (11/29/20)      |
|                       | 13           | NORTHWEST (WA) (12/13/20)    |

**Seattle University Basketball**  
**Seattle U High/Low Analysis (as of Dec 13, 2020)**  
**All games**

**Opponent - GAME LOWS**

|                       |              |                              |
|-----------------------|--------------|------------------------------|
| POINTS                | 40           | NORTHWEST (WA) (12/13/20)    |
|                       | 45           | vs Air Force (11/29/20)      |
|                       | 53           | vs William Jessup (11/27/20) |
|                       | 72           | at Portland (11/25/20)       |
|                       | 73           | at Washington (12/09/20)     |
| FIELD GOALS MADE      | 14           | NORTHWEST (WA) (12/13/20)    |
|                       | 15           | vs William Jessup (11/27/20) |
| FIELD GOAL ATTEMPTS   | 40           | vs Air Force (11/29/20)      |
|                       | 46           | vs William Jessup (11/27/20) |
| FIELD GOAL PERCENTAGE | .241 (14-58) | NORTHWEST (WA) (12/13/20)    |
|                       | .326 (15-46) | vs William Jessup (11/27/20) |
| 3 PT FIELD GOALS MADE | 5            | vs William Jessup (11/27/20) |
|                       | 5            | vs CSUN (11/30/20)           |
|                       | 5            | at Long Beach St. (12/06/20) |
|                       | 5            | NORTHWEST (WA) (12/13/20)    |
| 3 PT FG ATTEMPTS      | 13           | at Portland (11/25/20)       |
|                       | 14           | vs CSUN (11/30/20)           |
| 3 PT FG PERCENTAGE    | .185 (5-27)  | NORTHWEST (WA) (12/13/20)    |
|                       | .263 (5-19)  | vs William Jessup (11/27/20) |
| FREE THROWS MADE      | 7            | vs Air Force (11/29/20)      |
|                       | 7            | NORTHWEST (WA) (12/13/20)    |
| FREE THROW ATTEMPTS   | 7            | NORTHWEST (WA) (12/13/20)    |
|                       | 8            | vs Air Force (11/29/20)      |
| FREE THROW PERCENTAGE | .667 (16-24) | at UCLA (12/03/20)           |
|                       | .720 (18-25) | vs William Jessup (11/27/20) |
| REBOUNDS              | 25           | vs Air Force (11/29/20)      |
|                       | 29           | vs William Jessup (11/27/20) |
|                       | 29           | vs William Jessup (11/27/20) |
| ASSISTS               | 8            | NORTHWEST (WA) (12/13/20)    |
|                       | 8            | at Portland (11/25/20)       |
| STEALS                | 2            | vs Air Force (11/29/20)      |
|                       | 2            | vs Air Force (11/29/20)      |
| BLOCKED SHOTS         | 0            | at Portland (11/25/20)       |
|                       | 1            | NORTHWEST (WA) (12/13/20)    |
| TURNOVERS             | 13           | vs CSUN (11/30/20)           |
|                       | 14           | at Long Beach St. (12/06/20) |
| FOULS                 | 14           | at Washington (12/09/20)     |
|                       | 15           | vs Air Force (11/29/20)      |





# 2020-21 PLAYER GAME-BY-GAME

## #00 Rip Economou

| Opponent          | Date     | gs | min | Total  |      | 3-Pointers |      | Free throws |       | Rebounds |     |     |     | pf | a | t/o | blk | stl | pts | avg |
|-------------------|----------|----|-----|--------|------|------------|------|-------------|-------|----------|-----|-----|-----|----|---|-----|-----|-----|-----|-----|
|                   |          |    |     | fg-fga | pct  | 3fg-fga    | pct  | ft-fga      | pct   | off      | def | tot | avg |    |   |     |     |     |     |     |
| at Portland       | 11/25/20 | *  | 10  | 1-6    | .167 | 0-2        | .000 | 2-2         | 1.000 | 0        | 2   | 2   | 2.0 | 1  | 0 | 0   | 0   | 2   | 4   | 4.0 |
| vs William Jessup | 11/27/20 | *  | 18  | 3-5    | .600 | 2-4        | .500 | 0-0         | .000  | 0        | 4   | 4   | 3.0 | 2  | 2 | 1   | 1   | 0   | 8   | 6.0 |
| vs Air Force      | 11/29/20 | *  | 28  | 4-10   | .400 | 4-9        | .444 | 0-0         | .000  | 0        | 4   | 4   | 3.3 | 1  | 0 | 1   | 0   | 0   | 12  | 8.0 |
| vs CSUN           | 11/30/20 | *  | 17  | 2-8    | .250 | 2-5        | .400 | 0-0         | .000  | 0        | 0   | 0   | 2.5 | 2  | 1 | 0   | 0   | 0   | 6   | 7.5 |
| at UCLA           | 12/03/20 | *  | 11  | 2-5    | .400 | 0-3        | .000 | 0-0         | .000  | 0        | 0   | 0   | 2.0 | 2  | 0 | 2   | 0   | 1   | 4   | 6.8 |
| at Long Beach St. | 12/06/20 |    | 6   | 0-1    | .000 | 0-1        | .000 | 0-0         | .000  | 0        | 2   | 2   | 2.0 | 1  | 0 | 0   | 0   | 0   | 0   | 5.7 |
| at Washington     | 12/09/20 |    | 2   | 0-1    | .000 | 0-1        | .000 | 0-0         | .000  | 0        | 0   | 0   | 1.7 | 0  | 0 | 0   | 0   | 0   | 0   | 4.9 |
| NORTHWEST (WA)    | 12/13/20 |    | 12  | 1-3    | .333 | 1-2        | .500 | 0-0         | .000  | 1        | 1   | 2   | 1.8 | 1  | 0 | 0   | 0   | 0   | 3   | 4.6 |
| Totals            |          | 5  | 104 | 13-39  | .333 | 9-27       | .333 | 2-2         | 1.000 | 1        | 13  | 14  | 1.8 | 10 | 3 | 4   | 1   | 3   | 37  | 4.6 |

Games played: 8  
 Minutes/game: 13.0  
 Points/game: 4.6  
 FG Pct: 33.3  
 3FG Pct: 33.3  
 FT Pct: 100.0

Rebounds/game: 1.8  
 Assists/game: 0.4  
 Turnovers/game: 0.5  
 Assist/turnover ratio: 0.8  
 Steals/game: 0.4  
 Blocks/game: 0.1

## CAREER STATS

| Year    | GP-GS | Min/Avg  | Total  |      | 3-Point |      | FT-FTA | Pct   | Rebounds |     |     |      | PF-FO | Ast | TO | Blk | Stl | Pts/Avg |
|---------|-------|----------|--------|------|---------|------|--------|-------|----------|-----|-----|------|-------|-----|----|-----|-----|---------|
|         |       |          | FG-FGA | Pct  | FG-FGA  | Pct  |        |       | Off-Def  | Tot | Avg |      |       |     |    |     |     |         |
| 2018-19 | 15-0  | 64/4.3   | 7-27   | .259 | 6-24    | .250 | 3-5    | .600  | 4-2      | 6   | 0.4 | 15-0 | 0     | 2   | 1  | 0   |     | 23/1.5  |
| 2019-20 | 20-2  | 112/5.6  | 13-37  | .351 | 5-25    | .200 | 4-4    | 1.000 | 4-10     | 14  | 0.7 | 13-0 | 1     | 7   | 3  | 4   |     | 35/1.8  |
| 2020-21 | 8-5   | 104/13.0 | 13-39  | .333 | 9-27    | .333 | 2-2    | 1.000 | 1-13     | 14  | 1.8 | 10-0 | 3     | 4   | 1  | 3   |     | 37/4.6  |
| TOTAL   | 43-7  | 280/6.5  | 33-103 | .320 | 20-76   | .263 | 9-11   | .818  | 9-25     | 34  | 0.8 | 38-0 | 4     | 13  | 5  | 7   |     | 95/2.2  |

## SINGLE-GAME HIGHS

Points: 12, vs Air Force -- 11/29/20  
 Rebounds: 4, Pacific (OR) -- 11/12/19 ; vs William Jessup -- 11/27/20 ; vs Air Force -- 11/29/20  
 Assists: 2, vs William Jessup -- 11/27/20  
 Steals: 3, Pacific Lutheran -- 11/05/19 ; Pacific Lutheran -- 11/05/19  
 Blocks: 2, Long Beach St. -- 12/23/19  
 FG made: 4, vs Air Force -- 11/29/20  
 FG attempts: 10, vs Air Force -- 11/29/20  
 3FG made: 4, vs Air Force -- 11/29/20  
 3FG attempts: 9, vs Air Force -- 11/29/20  
 FT made: 2, 4 times  
 FT attempts: 2, 5 times



# 2020-21 PLAYER GAME-BY-GAME

## #01 Vas Pandza

| Opponent          | Date     | gs | min | Total  |       | 3-Pointers |       | Free throws |      | Rebounds |     |     |     | pf | a | t/o | blk | stl | pts | avg |
|-------------------|----------|----|-----|--------|-------|------------|-------|-------------|------|----------|-----|-----|-----|----|---|-----|-----|-----|-----|-----|
|                   |          |    |     | fg-fga | pct   | 3fg-fga    | pct   | ft-fga      | pct  | off      | def | tot | avg |    |   |     |     |     |     |     |
| at Portland       | 11/25/20 |    | 8   | 0-1    | .000  | 0-0        | .000  | 0-0         | .000 | 0        | 2   | 2   | 2.0 | 2  | 0 | 0   | 0   | 0   | 0   | 0.0 |
| vs William Jessup | 11/27/20 |    | 11  | 1-1    | 1.000 | 0-0        | .000  | 0-0         | .000 | 1        | 1   | 2   | 2.0 | 2  | 0 | 0   | 0   | 0   | 2   | 1.0 |
| vs Air Force      | 11/29/20 |    | 4   | 0-1    | .000  | 0-1        | .000  | 0-0         | .000 | 1        | 1   | 2   | 2.0 | 0  | 0 | 0   | 0   | 0   | 0   | 0.7 |
| vs CSUN           | 11/30/20 |    | 6   | 0-0    | .000  | 0-0        | .000  | 1-2         | .500 | 0        | 1   | 1   | 1.8 | 1  | 0 | 0   | 0   | 0   | 1   | 0.8 |
| at UCLA           | 12/03/20 |    | 10  | 0-0    | .000  | 0-0        | .000  | 0-0         | .000 | 0        | 0   | 0   | 1.4 | 2  | 0 | 2   | 0   | 1   | 0   | 0.6 |
| at Long Beach St. | 12/06/20 |    | 8   | 1-3    | .333  | 0-2        | .000  | 0-0         | .000 | 0        | 0   | 0   | 1.2 | 1  | 0 | 1   | 0   | 0   | 2   | 0.8 |
| at Washington     | 12/09/20 |    | 9   | 1-2    | .500  | 1-1        | 1.000 | 0-0         | .000 | 0        | 2   | 2   | 1.3 | 0  | 1 | 1   | 0   | 1   | 3   | 1.1 |
| NORTHWEST (WA)    | 12/13/20 |    | 13  | 1-2    | .500  | 0-1        | .000  | 1-2         | .500 | 0        | 0   | 0   | 1.1 | 0  | 2 | 1   | 0   | 1   | 3   | 1.4 |
| Totals            |          | 0  | 69  | 4-10   | .400  | 1-5        | .200  | 2-4         | .500 | 2        | 7   | 9   | 1.1 | 8  | 3 | 5   | 0   | 3   | 11  | 1.4 |

Games played: 8  
 Minutes/game: 8.6  
 Points/game: 1.4  
 FG Pct: 40.0  
 3FG Pct: 20.0  
 FT Pct: 50.0

Rebounds/game: 1.1  
 Assists/game: 0.4  
 Turnovers/game: 0.6  
 Assist/turnover ratio: 0.6  
 Steals/game: 0.4

## CAREER STATS

| Year    | GP-GS | Min/Avg | Total  |      | 3-Point |      | FT-FTA | Pct  | Rebounds |     |     |     | PF-FO | Ast | TO | Blk | Stl | Pts/Avg |
|---------|-------|---------|--------|------|---------|------|--------|------|----------|-----|-----|-----|-------|-----|----|-----|-----|---------|
|         |       |         | FG-FGA | Pct  | FG-FGA  | Pct  |        |      | Off-Def  | Tot | Avg |     |       |     |    |     |     |         |
| 2020-21 | 8-0   | 69/8.6  | 4-10   | .400 | 1-5     | .200 | 2-4    | .500 | 2-7      | 9   | 1.1 | 8-0 | 3     | 5   | 0  | 3   |     | 11/1.4  |
| TOTAL   | 8-0   | 69/8.6  | 4-10   | .400 | 1-5     | .200 | 2-4    | .500 | 2-7      | 9   | 1.1 | 8-0 | 3     | 5   | 0  | 3   |     | 11/1.4  |

## SINGLE-GAME HIGHS

Points: 3, at Washington -- 12/09/20 ; Northwest (WA) -- 12/13/20  
 Rebounds: 2, 4 times  
 Assists: 2, Northwest (WA) -- 12/13/20  
 Steals: 1, at UCLA -- 12/03/20 ; at Washington -- 12/09/20 ; Northwest (WA) -- 12/13/20  
 FG made: 1, 4 times  
 FG attempts: 3, at Long Beach St. -- 12/06/20  
 3FG made: 1, at Washington -- 12/09/20  
 3FG attempts: 2, at Long Beach St. -- 12/06/20  
 FT made: 1, vs CSUN -- 11/30/20 ; Northwest (WA) -- 12/13/20  
 FT attempts: 2, vs CSUN -- 11/30/20 ; Northwest (WA) -- 12/13/20



# 2020-21 PLAYER GAME-BY-GAME

## #02 Trey Hopkins

| Opponent       | Date     | gs | min | Total  |      | 3-Pointers |      | Free throws |       | Rebounds |     |     |     | pf | a | t/o | blk | stl | pts | avg |
|----------------|----------|----|-----|--------|------|------------|------|-------------|-------|----------|-----|-----|-----|----|---|-----|-----|-----|-----|-----|
|                |          |    |     | fg-fga | pct  | 3fg-fga    | pct  | ft-fga      | pct   | off      | def | tot | avg |    |   |     |     |     |     |     |
| vs CSUN        | 11/30/20 |    | 2   | 0-0    | .000 | 0-0        | .000 | 0-0         | .000  | 0        | 0   | 0   | 0.0 | 0  | 0 | 0   | 0   | 0   | 0   | 0.0 |
| at Washington  | 12/09/20 |    | 2   | 0-1    | .000 | 0-1        | .000 | 0-0         | .000  | 0        | 0   | 0   | 0.0 | 1  | 0 | 1   | 0   | 0   | 0   | 0.0 |
| NORTHWEST (WA) | 12/13/20 | *  | 6   | 1-2    | .500 | 0-1        | .000 | 2-2         | 1.000 | 0        | 1   | 1   | 0.3 | 1  | 0 | 2   | 0   | 0   | 4   | 1.3 |
| Totals         |          |    | 1   | 1-3    | .333 | 0-2        | .000 | 2-2         | 1.000 | 0        | 1   | 1   | 0.3 | 2  | 0 | 3   | 0   | 0   | 4   | 1.3 |

Games played: 3  
 Minutes/game: 3.3  
 Points/game: 1.3  
 FG Pct: 33.3  
 3FG Pct: 0.0  
 FT Pct: 100.0

Rebounds/game: 0.3  
 Turnovers/game: 1.0

## CAREER STATS

| Year    | GP-GS | Min/Avg | Total  |      | 3-Point |      | FT-FTA | Pct   | Off-Def | Tot | Avg | PF-FO | Ast | TO | Blk | Stl | Pts/Avg |
|---------|-------|---------|--------|------|---------|------|--------|-------|---------|-----|-----|-------|-----|----|-----|-----|---------|
|         |       |         | FG-FGA | Pct  | FG-FGA  | Pct  |        |       |         |     |     |       |     |    |     |     |         |
| 2018-19 | 18-2  | 136/7.6 | 17-40  | .425 | 3-16    | .188 | 3-5    | .600  | 11-10   | 21  | 1.2 | 14-0  | 4   | 7  | 0   | 2   | 40/2.2  |
| 2019-20 | 15-1  | 123/8.2 | 14-37  | .378 | 2-17    | .118 | 11-14  | .786  | 4-13    | 17  | 1.1 | 14-0  | 3   | 5  | 0   | 4   | 41/2.7  |
| 2020-21 | 3-1   | 10/3.3  | 1-3    | .333 | 0-2     | .000 | 2-2    | 1.000 | 0-1     | 1   | 0.3 | 2-0   | 0   | 3  | 0   | 0   | 4/1.3   |
| TOTAL   | 36-4  | 269/7.5 | 32-80  | .400 | 5-35    | .143 | 16-21  | .762  | 15-24   | 39  | 1.1 | 30-0  | 7   | 15 | 0   | 6   | 85/2.4  |

## SINGLE-GAME HIGHS

Points: 12, Northwest (WA) -- 11/28/18  
 Rebounds: 6, Pacific (OR) -- 11/12/19  
 Assists: 2, California Baptist -- 02/02/19 ; Pacific (OR) -- 11/12/19  
 Steals: 1, 7 times  
 FG made: 5, Pacific Lutheran -- 11/05/19 ; Northwest (WA) -- 11/28/18 ; Pacific Lutheran -- 11/05/19  
 FG attempts: 10, Pacific Lutheran -- 11/05/19 ; Pacific Lutheran -- 11/05/19  
 3FG made: 2, Northwest (WA) -- 11/28/18  
 3FG attempts: 4, 4 times  
 FT made: 4, at Washington St. -- 11/07/19 ; at Washington St. -- 11/07/19  
 FT attempts: 4, at Washington St. -- 11/07/19 ; at Washington St. -- 11/07/19





# 2020-21 PLAYER GAME-BY-GAME

## #05 Joe Wall

| Opponent          | Date     | gs | min | Total  |       | 3-Pointers |       | Free throws |      | Rebounds |     |     |     | pf | a | t/o | blk | stl | pts | avg |
|-------------------|----------|----|-----|--------|-------|------------|-------|-------------|------|----------|-----|-----|-----|----|---|-----|-----|-----|-----|-----|
|                   |          |    |     | fg-fga | pct   | 3fg-fga    | pct   | ft-fga      | pct  | off      | def | tot | avg |    |   |     |     |     |     |     |
| vs William Jessup | 11/27/20 |    | 7   | 2-4    | .500  | 1-3        | .333  | 0-0         | .000 | 0        | 1   | 1   | 1.0 | 2  | 0 | 0   | 0   | 0   | 5   | 5.0 |
| vs Air Force      | 11/29/20 |    | 3   | 0-0    | .000  | 0-0        | .000  | 0-0         | .000 | 0        | 0   | 0   | 0.5 | 0  | 0 | 0   | 0   | 0   | 0   | 2.5 |
| vs CSUN           | 11/30/20 |    | 2   | 1-1    | 1.000 | 1-1        | 1.000 | 0-0         | .000 | 0        | 0   | 0   | 0.3 | 0  | 0 | 0   | 0   | 0   | 3   | 2.7 |
| at UCLA           | 12/03/20 |    | 5   | 1-2    | .500  | 0-1        | .000  | 0-0         | .000 | 0        | 0   | 0   | 0.3 | 0  | 0 | 0   | 0   | 0   | 2   | 2.5 |
| at Long Beach St. | 12/06/20 |    | 4   | 0-3    | .000  | 0-3        | .000  | 0-0         | .000 | 0        | 0   | 0   | 0.2 | 0  | 0 | 1   | 0   | 0   | 0   | 2.0 |
| at Washington     | 12/09/20 |    | 6   | 1-2    | .500  | 1-2        | .500  | 0-0         | .000 | 0        | 0   | 0   | 0.2 | 1  | 0 | 0   | 1   | 1   | 3   | 2.2 |
| NORTHWEST (WA)    | 12/13/20 |    | 8   | 0-2    | .000  | 0-2        | .000  | 0-0         | .000 | 0        | 1   | 1   | 0.3 | 0  | 0 | 0   | 1   | 0   | 0   | 1.9 |
| Totals            |          | 0  | 35  | 5-14   | .357  | 3-12       | .250  | 0-0         | .000 | 0        | 2   | 2   | 0.3 | 3  | 0 | 1   | 2   | 1   | 13  | 1.9 |

Games played: 7  
 Minutes/game: 5.0  
 Points/game: 1.9  
 FG Pct: 35.7  
 3FG Pct: 25.0

Rebounds/game: 0.3  
 Turnovers/game: 0.1  
 Steals/game: 0.1  
 Blocks/game: 0.3

## CAREER STATS

| Year    | GP-GS | Min/Avg | Total  |      | 3-Point |      | FT-FTA | Pct  | Rebounds |     |     |     | PF-FO | Ast | TO | Blk | Stl | Pts/Avg |
|---------|-------|---------|--------|------|---------|------|--------|------|----------|-----|-----|-----|-------|-----|----|-----|-----|---------|
|         |       |         | FG-FGA | Pct  | FG-FGA  | Pct  |        |      | Off-Def  | Tot | Avg |     |       |     |    |     |     |         |
| 2018-19 | 11-0  | 13/1.2  | 4-9    | .444 | 3-8     | .375 | 0-0    | .000 | 1-1      | 2   | 0.2 | 5-0 | 0     | 0   | 0  | 0   | 0   | 11/1.0  |
| 2020-21 | 7-0   | 35/5.0  | 5-14   | .357 | 3-12    | .250 | 0-0    | .000 | 0-2      | 2   | 0.3 | 3-0 | 0     | 1   | 2  | 1   | 1   | 13/1.9  |
| TOTAL   | 18-0  | 48/2.7  | 9-23   | .391 | 6-20    | .300 | 0-0    | .000 | 1-3      | 4   | 0.2 | 8-0 | 0     | 1   | 2  | 1   | 1   | 24/1.3  |

## SINGLE-GAME HIGHS

Points: 5, vs William Jessup -- 11/27/20  
 Rebounds: 1, 4 times  
 Steals: 1, at Washington -- 12/09/20  
 Blocks: 1, at Washington -- 12/09/20 ; Northwest (WA) -- 12/13/20  
 FG made: 2, vs William Jessup -- 11/27/20  
 FG attempts: 4, vs William Jessup -- 11/27/20  
 3FG made: 1, 6 times  
 3FG attempts: 3, vs William Jessup -- 11/27/20 ; at Long Beach St. -- 12/06/20



# 2020-21 PLAYER GAME-BY-GAME

## #10 Aaron Nettles

| Opponent          | Date     | gs | min | Total  |      | 3-Pointers |      | Free throws |      | Rebounds |     |     |     | pf | a  | t/o | blk | stl | pts | avg |
|-------------------|----------|----|-----|--------|------|------------|------|-------------|------|----------|-----|-----|-----|----|----|-----|-----|-----|-----|-----|
|                   |          |    |     | fg-fga | pct  | 3fg-fga    | pct  | ft-fga      | pct  | off      | def | tot | avg |    |    |     |     |     |     |     |
| at Portland       | 11/25/20 | *  | 33  | 3-9    | .333 | 2-7        | .286 | 0-0         | .000 | 0        | 0   | 0   | 0.0 | 3  | 4  | 2   | 0   | 3   | 8   | 8.0 |
| vs William Jessup | 11/27/20 | *  | 29  | 2-11   | .182 | 0-5        | .000 | 1-2         | .500 | 0        | 2   | 2   | 1.0 | 4  | 3  | 0   | 0   | 0   | 5   | 6.5 |
| vs Air Force      | 11/29/20 | *  | 32  | 4-13   | .308 | 4-9        | .444 | 0-0         | .000 | 0        | 4   | 4   | 2.0 | 2  | 5  | 2   | 0   | 2   | 12  | 8.3 |
| vs CSUN           | 11/30/20 | *  | 33  | 4-10   | .400 | 2-8        | .250 | 0-0         | .000 | 0        | 2   | 2   | 2.0 | 3  | 0  | 0   | 0   | 0   | 10  | 8.8 |
| at UCLA           | 12/03/20 | *  | 29  | 5-10   | .500 | 1-5        | .200 | 0-0         | .000 | 0        | 0   | 0   | 1.6 | 3  | 2  | 1   | 0   | 1   | 11  | 9.2 |
| at Long Beach St. | 12/06/20 | *  | 29  | 1-5    | .200 | 1-4        | .250 | 0-1         | .000 | 0        | 0   | 0   | 1.3 | 3  | 2  | 1   | 0   | 0   | 3   | 8.2 |
| at Washington     | 12/09/20 | *  | 27  | 1-10   | .100 | 0-8        | .000 | 0-0         | .000 | 0        | 1   | 1   | 1.3 | 3  | 4  | 0   | 0   | 1   | 2   | 7.3 |
| Totals            |          | 7  | 212 | 20-68  | .294 | 10-46      | .217 | 1-3         | .333 | 0        | 9   | 9   | 1.3 | 21 | 20 | 6   | 0   | 7   | 51  | 7.3 |

Games played: 7  
 Minutes/game: 30.3  
 Points/game: 7.3  
 FG Pct: 29.4  
 3FG Pct: 21.7  
 FT Pct: 33.3

Rebounds/game: 1.3  
 Assists/game: 2.9  
 Turnovers/game: 0.9  
 Assist/turnover ratio: 3.3  
 Steals/game: 1.0

## CAREER STATS

|         |       | Total     |         |      | 3-Point |      |        | Rebounds |         |     |     |       |     |    |     |     |         |
|---------|-------|-----------|---------|------|---------|------|--------|----------|---------|-----|-----|-------|-----|----|-----|-----|---------|
| Year    | GP-GS | Min/Avg   | FG-FGA  | Pct  | FG-FGA  | Pct  | FT-FTA | Pct      | Off-Def | Tot | Avg | PF-FO | Ast | TO | Blk | Stl | Pts/Avg |
| 2017-18 | 32-2  | 244/7.6   | 25-60   | .417 | 20-52   | .385 | 13-17  | .765     | 4-17    | 21  | 0.7 | 21-0  | 9   | 10 | 0   | 6   | 83/2.6  |
| 2018-19 | 29-3  | 366/12.6  | 29-62   | .468 | 22-50   | .440 | 10-14  | .714     | 2-16    | 18  | 0.6 | 39-0  | 11  | 13 | 0   | 16  | 90/3.1  |
| 2019-20 | 29-9  | 573/19.8  | 46-129  | .357 | 38-103  | .369 | 33-41  | .805     | 9-36    | 45  | 1.6 | 41-1  | 24  | 15 | 1   | 17  | 163/5.6 |
| 2020-21 | 7-7   | 212/30.3  | 20-68   | .294 | 10-46   | .217 | 1-3    | .333     | 0-9     | 9   | 1.3 | 21-0  | 20  | 6  | 0   | 7   | 51/7.3  |
| TOTAL   | 97-21 | 1395/14.4 | 120-319 | .376 | 90-251  | .359 | 57-75  | .760     | 15-78   | 93  | 1.0 | 122-1 | 64  | 44 | 1   | 46  | 387/4.0 |

## SINGLE-GAME HIGHS

Points: 20, Pacific Lutheran -- 12/04/17  
 Rebounds: 6, UTRGV -- 01/16/20  
 Assists: 5, Pacific (OR) -- 11/12/19  
 Steals: 4, Idaho -- 11/30/19  
 Blocks: 1, Utah Valley -- 01/11/20  
 FG made: 7, Pacific Lutheran -- 12/04/17  
 FG attempts: 16, Idaho -- 11/30/19  
 3FG made: 6, Pacific Lutheran -- 12/04/17  
 3FG attempts: 12, Pacific Lutheran -- 12/04/17  
 FT made: 16, Pacific (OR) -- 11/12/19  
 FT attempts: 18, Pacific (OR) -- 11/12/19



# 2020-21 PLAYER GAME-BY-GAME

## #11 Riley Grigsby

| Opponent          | Date     | gs | min | Total  |        | 3-Pointers |       | Free throws |       | Rebounds |     |     |     |     |    |     |     |     |     |      |      |
|-------------------|----------|----|-----|--------|--------|------------|-------|-------------|-------|----------|-----|-----|-----|-----|----|-----|-----|-----|-----|------|------|
|                   |          |    |     | fg-fga | pct    | 3fg-fga    | pct   | ft-fga      | pct   | off      | def | tot | avg | pf  | a  | t/o | blk | stl | pts | avg  |      |
| at Portland       | 11/25/20 | *  | 31  | 10-19  | .526   | 4-7        | .571  | 4-5         | .800  | 0        | 6   | 6   | 6.0 | 3   | 4  | 1   | 2   | 0   | 28  | 28.0 |      |
| vs William Jessup | 11/27/20 | *  | 32  | 6-12   | .500   | 2-4        | .500  | 0-0         | .000  | 2        | 2   | 4   | 5.0 | 2   | 2  | 1   | 0   | 2   | 14  | 21.0 |      |
| vs Air Force      | 11/29/20 | *  | 37  | 6-13   | .462   | 1-4        | .250  | 0-0         | .000  | 0        | 1   | 1   | 3.7 | 2   | 3  | 1   | 1   | 0   | 13  | 18.3 |      |
| vs CSUN           | 11/30/20 | *  | 36  | 7-15   | .467   | 1-4        | .250  | 3-4         | .750  | 3        | 5   | 8   | 4.8 | 2   | 0  | 2   | 0   | 1   | 18  | 18.3 |      |
| at UCLA           | 12/03/20 | *  | 35  | 5-12   | .417   | 2-5        | .400  | 0-1         | .000  | 2        | 2   | 4   | 4.6 | 4   | 1  | 2   | 0   | 1   | 12  | 17.0 |      |
| at Long Beach St. | 12/06/20 | *  | 36  | 8-15   | .533   | 6-7        | .857  | 2-4         | .500  | 0        | 2   | 2   | 4.2 | 1   | 2  | 0   | 0   | 0   | 24  | 18.2 |      |
| at Washington     | 12/09/20 | *  | 39  | 3-15   | .200   | 0-3        | .000  | 0-0         | .000  | 3        | 2   | 5   | 4.3 | 2   | 1  | 1   | 0   | 0   | 6   | 16.4 |      |
| NORTHWEST (WA)    | 12/13/20 | *  | 32  | 11-16  | .688   | 2-4        | .500  | 3-5         | .600  | 1        | 4   | 5   | 4.4 | 1   | 0  | 2   | 1   | 1   | 27  | 17.8 |      |
| Totals            |          |    | 8   | 278    | 56-117 | .479       | 18-38 | .474        | 12-19 | .632     | 11  | 24  | 35  | 4.4 | 17 | 13  | 10  | 4   | 5   | 142  | 17.8 |

Games played: 8  
 Minutes/game: 34.8  
 Points/game: 17.8  
 FG Pct: 47.9  
 3FG Pct: 47.4  
 FT Pct: 63.2

Rebounds/game: 4.4  
 Assists/game: 1.6  
 Turnovers/game: 1.3  
 Assist/turnover ratio: 1.3  
 Steals/game: 0.6  
 Blocks/game: 0.5

## CAREER STATS

|         |       | Total     |         |      | 3-Point |      |         | Rebounds |         |     |     |       |     |    |     |     |          |
|---------|-------|-----------|---------|------|---------|------|---------|----------|---------|-----|-----|-------|-----|----|-----|-----|----------|
| Year    | GP-GS | Min/Avg   | FG-FGA  | Pct  | FG-FGA  | Pct  | FT-FTA  | Pct      | Off-Def | Tot | Avg | PF-FO | Ast | TO | Blk | Stl | Pts/Avg  |
| 2018-19 | 30-7  | 517/17.2  | 46-96   | .479 | 9-30    | .300 | 28-39   | .718     | 19-58   | 77  | 2.6 | 75-2  | 16  | 17 | 20  | 8   | 129/4.3  |
| 2019-20 | 23-20 | 652/28.3  | 69-183  | .377 | 22-95   | .232 | 63-86   | .733     | 35-92   | 127 | 5.5 | 64-1  | 13  | 27 | 16  | 15  | 223/9.7  |
| 2020-21 | 8-8   | 278/34.8  | 56-117  | .479 | 18-38   | .474 | 12-19   | .632     | 11-24   | 35  | 4.4 | 17-0  | 13  | 10 | 4   | 5   | 142/17.8 |
| TOTAL   | 61-35 | 1447/23.7 | 171-396 | .432 | 49-163  | .301 | 103-144 | .715     | 65-174  | 239 | 3.9 | 156-3 | 42  | 54 | 40  | 28  | 494/8.1  |

## SINGLE-GAME HIGHS

Points: 28, at Portland -- 11/25/20  
 Rebounds: 12, Grand Canyon -- 02/20/20  
 Assists: 4, at Portland -- 11/25/20  
 Steals: 2, 7 times  
 Blocks: 3, New Mexico St. -- 01/18/20 ; Omaha -- 12/06/18  
 FG made: 10, at Portland -- 11/25/20  
 FG attempts: 19, at Portland -- 11/25/20  
 3FG made: 6, at Long Beach St. -- 12/06/20  
 3FG attempts: 7, Portland -- 12/07/19 ; at Portland -- 11/25/20 ; at Long Beach St. -- 12/06/20  
 FT made: 7, at Kansas City -- 01/02/20 ; Incarnate Word -- 12/03/19  
 FT attempts: 10, at Utah Valley -- 02/08/20





# 2020-21 PLAYER GAME-BY-GAME

## #12 Darrion Trammell

| Opponent          | Date     | gs | min | Total  |      | 3-Pointers |      | Free throws |       | Rebounds |     |     |     | pf | a  | t/o | blk | stl | pts | avg  |
|-------------------|----------|----|-----|--------|------|------------|------|-------------|-------|----------|-----|-----|-----|----|----|-----|-----|-----|-----|------|
|                   |          |    |     | fg-fga | pct  | 3fg-fga    | pct  | ft-fga      | pct   | off      | def | tot | avg |    |    |     |     |     |     |      |
| at Portland       | 11/25/20 |    | 34  | 6-13   | .462 | 3-6        | .500 | 2-2         | 1.000 | 1        | 4   | 5   | 5.0 | 4  | 9  | 3   | 0   | 2   | 17  | 17.0 |
| vs William Jessup | 11/27/20 |    | 28  | 7-12   | .583 | 2-4        | .500 | 3-5         | .600  | 0        | 7   | 7   | 6.0 | 2  | 4  | 2   | 0   | 2   | 19  | 18.0 |
| vs Air Force      | 11/29/20 |    | 29  | 4-10   | .400 | 1-4        | .250 | 3-4         | .750  | 0        | 2   | 2   | 4.7 | 0  | 5  | 0   | 0   | 1   | 12  | 16.0 |
| vs CSUN           | 11/30/20 |    | 35  | 8-17   | .471 | 1-5        | .200 | 8-9         | .889  | 1        | 1   | 2   | 4.0 | 3  | 5  | 5   | 2   | 0   | 25  | 18.3 |
| at UCLA           | 12/03/20 |    | 35  | 3-14   | .214 | 0-4        | .000 | 2-3         | .667  | 0        | 2   | 2   | 3.6 | 2  | 4  | 2   | 0   | 4   | 8   | 16.2 |
| at Long Beach St. | 12/06/20 | *  | 39  | 10-24  | .417 | 5-10       | .500 | 7-8         | .875  | 2        | 5   | 7   | 4.2 | 2  | 7  | 3   | 1   | 2   | 32  | 18.8 |
| at Washington     | 12/09/20 | *  | 32  | 4-12   | .333 | 1-2        | .500 | 0-0         | .000  | 2        | 2   | 4   | 4.1 | 1  | 1  | 3   | 0   | 3   | 9   | 17.4 |
| NORTHWEST (WA)    | 12/13/20 | *  | 34  | 6-11   | .545 | 0-3        | .000 | 3-3         | 1.000 | 0        | 4   | 4   | 4.1 | 2  | 6  | 1   | 0   | 1   | 15  | 17.1 |
| Totals            |          | 3  | 266 | 48-113 | .425 | 13-38      | .342 | 28-34       | .824  | 6        | 27  | 33  | 4.1 | 16 | 41 | 19  | 3   | 15  | 137 | 17.1 |

Games played: 8  
 Minutes/game: 33.2  
 Points/game: 17.1  
 FG Pct: 42.5  
 3FG Pct: 34.2  
 FT Pct: 82.4

Rebounds/game: 4.1  
 Assists/game: 5.1  
 Turnovers/game: 2.4  
 Assist/turnover ratio: 2.2  
 Steals/game: 1.9  
 Blocks/game: 0.4

## CAREER STATS

| Year    | GP-GS | Min/Avg  | Total  |      | 3-Point |      | FT-FTA | Pct  | Off-Def | Tot | Avg | PF-FO | Ast | TO | Blk | Stl | Pts/Avg  |
|---------|-------|----------|--------|------|---------|------|--------|------|---------|-----|-----|-------|-----|----|-----|-----|----------|
|         |       |          | FG-FGA | Pct  | FG-FGA  | Pct  |        |      |         |     |     |       |     |    |     |     |          |
| 2020-21 | 8-3   | 266/33.2 | 48-113 | .425 | 13-38   | .342 | 28-34  | .824 | 6-27    | 33  | 4.1 | 16-0  | 41  | 19 | 3   | 15  | 137/17.1 |
| TOTAL   | 8-3   | 266/33.2 | 48-113 | .425 | 13-38   | .342 | 28-34  | .824 | 6-27    | 33  | 4.1 | 16-0  | 41  | 19 | 3   | 15  | 137/17.1 |

## SINGLE-GAME HIGHS

Points: 32, at Long Beach St. -- 12/06/20  
 Rebounds: 7, vs William Jessup -- 11/27/20 ; at Long Beach St. -- 12/06/20  
 Assists: 9, at Portland -- 11/25/20  
 Steals: 4, at UCLA -- 12/03/20  
 Blocks: 2, vs CSUN -- 11/30/20  
 FG made: 10, at Long Beach St. -- 12/06/20  
 FG attempts: 24, at Long Beach St. -- 12/06/20  
 3FG made: 5, at Long Beach St. -- 12/06/20  
 3FG attempts: 10, at Long Beach St. -- 12/06/20  
 FT made: 8, vs CSUN -- 11/30/20  
 FT attempts: 9, vs CSUN -- 11/30/20



# 2020-21 PLAYER GAME-BY-GAME

## #13 Angelo Stuart

| Opponent          | Date     | gs | min | Total  |      | 3-Pointers |      | Free throws |       | Rebounds |     |     |     | pf | a | t/o | blk | stl | pts | avg |
|-------------------|----------|----|-----|--------|------|------------|------|-------------|-------|----------|-----|-----|-----|----|---|-----|-----|-----|-----|-----|
|                   |          |    |     | fg-fga | pct  | 3fg-fga    | pct  | ft-fa       | pct   | off      | def | tot | avg |    |   |     |     |     |     |     |
| at Portland       | 11/25/20 |    | 10  | 0-2    | .000 | 0-1        | .000 | 2-2         | 1.000 | 0        | 1   | 1   | 1.0 | 0  | 1 | 0   | 0   | 0   | 2   | 2.0 |
| vs William Jessup | 11/27/20 |    | 8   | 1-3    | .333 | 0-1        | .000 | 2-2         | 1.000 | 0        | 0   | 0   | 0.5 | 1  | 0 | 1   | 0   | 2   | 4   | 3.0 |
| vs Air Force      | 11/29/20 |    | 4   | 0-0    | .000 | 0-0        | .000 | 0-0         | .000  | 0        | 0   | 0   | 0.3 | 0  | 0 | 0   | 0   | 0   | 0   | 2.0 |
| vs CSUN           | 11/30/20 |    | 5   | 0-2    | .000 | 0-0        | .000 | 0-0         | .000  | 0        | 0   | 0   | 0.3 | 1  | 0 | 0   | 0   | 1   | 0   | 1.5 |
| at UCLA           | 12/03/20 |    | 4   | 0-0    | .000 | 0-0        | .000 | 0-0         | .000  | 0        | 0   | 0   | 0.2 | 0  | 0 | 0   | 0   | 0   | 0   | 1.2 |
| at Washington     | 12/09/20 |    | 6   | 0-0    | .000 | 0-0        | .000 | 0-0         | .000  | 0        | 0   | 0   | 0.2 | 1  | 0 | 1   | 0   | 0   | 0   | 1.0 |
| NORTHWEST (WA)    | 12/13/20 |    | 9   | 2-3    | .667 | 0-1        | .000 | 3-3         | 1.000 | 0        | 0   | 0   | 0.1 | 1  | 0 | 0   | 0   | 1   | 7   | 1.9 |
| Totals            |          | 0  | 46  | 3-10   | .300 | 0-3        | .000 | 7-7         | 1.000 | 0        | 1   | 1   | 0.1 | 4  | 1 | 2   | 0   | 4   | 13  | 1.9 |

Games played: 7  
 Minutes/game: 6.6  
 Points/game: 1.9  
 FG Pct: 30.0  
 3FG Pct: 0.0  
 FT Pct: 100.0

Rebounds/game: 0.1  
 Assists/game: 0.1  
 Turnovers/game: 0.3  
 Assist/turnover ratio: 0.5  
 Steals/game: 0.6

## CAREER STATS

| GREEN STATE |       |         |        |      |         |      |          |       |         |     |     |       |     |    |     |     |         |
|-------------|-------|---------|--------|------|---------|------|----------|-------|---------|-----|-----|-------|-----|----|-----|-----|---------|
|             |       |         | Total  |      | 3-Point |      | Rebounds |       |         |     |     |       |     |    |     |     |         |
| Year        | GP-GS | Min/Avg | FG-FGA | Pct  | FG-FGA  | Pct  | FT-FTA   | Pct   | Off-Def | Tot | Avg | PF-FO | Ast | TO | Blk | Stl | Pts/Avg |
| 2020-21     | 7-0   | 46/6.6  | 3-10   | .300 | 0-3     | .000 | 7-7      | 1.000 | 0-1     | 1   | 0.1 | 4-0   | 1   | 2  | 0   | 4   | 13/1.9  |
| TOTAL       | 7-0   | 46/6.6  | 3-10   | .300 | 0-3     | .000 | 7-7      | 1.000 | 0-1     | 1   | 0.1 | 4-0   | 1   | 2  | 0   | 4   | 13/1.9  |

## SINGLE-GAME HIGHS

Points: 7, Northwest (WA) -- 12/13/20  
 Rebounds: 1, at Portland -- 11/25/20  
 Assists: 1, at Portland -- 11/25/20  
 Steals: 2, vs William Jessup -- 11/27/20  
 FG made: 2, Northwest (WA) -- 12/13/20  
 FG attempts: 3, vs William Jessup -- 11/27/20 ; Northwest (WA) -- 12/13/20  
 3FG attempts: 1, at Portland -- 11/25/20 ; vs William Jessup -- 11/27/20 ; Northwest (WA) -- 12/13/20  
 FT made: 3, Northwest (WA) -- 12/13/20  
 FT attempts: 3, Northwest (WA) -- 12/13/20



# 2020-21 PLAYER GAME-BY-GAME

## #15 Emeka Udenyi

| Opponent          | Date     | gs | min | Total  |       | 3-Pointers |      | Free throws |      | Rebounds |     |     |     | pf | a  | t/o | blk | stl | pts | avg  |
|-------------------|----------|----|-----|--------|-------|------------|------|-------------|------|----------|-----|-----|-----|----|----|-----|-----|-----|-----|------|
|                   |          |    |     | fg-fga | pct   | 3fg-fga    | pct  | ft-fga      | pct  | off      | def | tot | avg |    |    |     |     |     |     |      |
| at Portland       | 11/25/20 |    | 27  | 6-7    | .857  | 0-0        | .000 | 0-2         | .000 | 2        | 4   | 6   | 6.0 | 1  | 0  | 0   | 2   | 0   | 12  | 12.0 |
| vs William Jessup | 11/27/20 |    | 23  | 5-8    | .625  | 0-0        | .000 | 1-4         | .250 | 7        | 1   | 8   | 7.0 | 1  | 0  | 2   | 2   | 0   | 11  | 11.5 |
| vs Air Force      | 11/29/20 | *  | 26  | 1-3    | .333  | 0-0        | .000 | 1-2         | .500 | 2        | 3   | 5   | 6.3 | 4  | 3  | 1   | 0   | 0   | 3   | 8.7  |
| vs CSUN           | 11/30/20 | *  | 29  | 0-2    | .000  | 0-0        | .000 | 0-0         | .000 | 3        | 5   | 8   | 6.8 | 1  | 4  | 3   | 0   | 0   | 0   | 6.5  |
| at UCLA           | 12/03/20 | *  | 11  | 3-4    | .750  | 0-0        | .000 | 0-2         | .000 | 0        | 4   | 4   | 6.2 | 4  | 0  | 2   | 0   | 0   | 6   | 6.4  |
| at Long Beach St. | 12/06/20 | *  | 23  | 2-2    | 1.000 | 0-0        | .000 | 0-0         | .000 | 4        | 4   | 8   | 6.5 | 3  | 1  | 1   | 0   | 0   | 4   | 6.0  |
| at Washington     | 12/09/20 | *  | 35  | 6-7    | .857  | 0-0        | .000 | 0-3         | .000 | 1        | 5   | 6   | 6.4 | 3  | 1  | 2   | 0   | 0   | 12  | 6.9  |
| NORTHWEST (WA)    | 12/13/20 | *  | 19  | 4-6    | .667  | 0-0        | .000 | 0-0         | .000 | 2        | 4   | 6   | 6.4 | 2  | 3  | 0   | 0   | 1   | 8   | 7.0  |
| Totals            |          | 6  | 193 | 27-39  | .692  | 0-0        | .000 | 2-13        | .154 | 21       | 30  | 51  | 6.4 | 19 | 12 | 11  | 4   | 1   | 56  | 7.0  |

Games played: 8  
Minutes/game: 24.1  
Points/game: 7.0  
FG Pct: 69.2  
FT Pct: 15.4

Rebounds/game: 6.4  
Assists/game: 1.5  
Turnovers/game: 1.4  
Assist/turnover ratio: 1.1  
Steals/game: 0.1  
Blocks/game: 0.5

## CAREER STATS

| Year    | GP-GS | Min/Avg  | Total  |      | 3-Point |      | FT-FTA | Pct  | Off-Def | Tot | Avg | PF-FO | Ast | TO | Blk | Stl | Pts/Avg |
|---------|-------|----------|--------|------|---------|------|--------|------|---------|-----|-----|-------|-----|----|-----|-----|---------|
|         |       |          | FG-FGA | Pct  | FG-FGA  | Pct  |        |      |         |     |     |       |     |    |     |     |         |
| 2020-21 | 8-6   | 193/24.1 | 27-39  | .692 | 0-0     | .000 | 2-13   | .154 | 21-30   | 51  | 6.4 | 19-0  | 12  | 11 | 4   | 1   | 56/7.0  |
| TOTAL   | 8-6   | 193/24.1 | 27-39  | .692 | 0-0     | .000 | 2-13   | .154 | 21-30   | 51  | 6.4 | 19-0  | 12  | 11 | 4   | 1   | 56/7.0  |

## SINGLE-GAME HIGHS

Points: 12, at Portland -- 11/25/20 ; at Washington -- 12/09/20  
Rebounds: 8, vs William Jessup -- 11/27/20 ; vs CSUN -- 11/30/20 ; at Long Beach St. -- 12/06/20  
Assists: 4, vs CSUN -- 11/30/20  
Steals: 1, Northwest (WA) -- 12/13/20  
Blocks: 2, at Portland -- 11/25/20 ; vs William Jessup -- 11/27/20  
FG made: 6, at Portland -- 11/25/20 ; at Washington -- 12/09/20  
FG attempts: 8, vs William Jessup -- 11/27/20  
FT made: 1, vs William Jessup -- 11/27/20 ; vs Air Force -- 11/29/20  
FT attempts: 4, vs William Jessup -- 11/27/20



# 2020-21 PLAYER GAME-BY-GAME

## #23 Daron Henson

| Opponent          | Date     | gs | min | Total  |      | 3-Pointers |      | Free throws |       | Rebounds |     |     |     | pf | a | t/o | blk | stl | pts | avg |
|-------------------|----------|----|-----|--------|------|------------|------|-------------|-------|----------|-----|-----|-----|----|---|-----|-----|-----|-----|-----|
|                   |          |    |     | fg-fga | pct  | 3fg-fga    | pct  | ft-fa       | pct   | off      | def | tot | avg |    |   |     |     |     |     |     |
| at Portland       | 11/25/20 |    | 6   | 1-3    | .333 | 1-3        | .333 | 0-0         | .000  | 0        | 0   | 0   | 0.0 | 2  | 0 | 0   | 0   | 0   | 3   | 3.0 |
| vs William Jessup | 11/27/20 | *  | 11  | 0-5    | .000 | 0-4        | .000 | 0-0         | .000  | 1        | 1   | 2   | 1.0 | 0  | 0 | 0   | 0   | 0   | 0   | 1.5 |
| vs CSUN           | 11/30/20 |    | 5   | 0-2    | .000 | 0-2        | .000 | 0-0         | .000  | 1        | 1   | 2   | 1.3 | 0  | 0 | 0   | 0   | 1   | 0   | 1.0 |
| at UCLA           | 12/03/20 |    | 6   | 1-2    | .500 | 0-1        | .000 | 0-0         | .000  | 1        | 1   | 2   | 1.5 | 0  | 0 | 0   | 0   | 0   | 2   | 1.3 |
| at Long Beach St. | 12/06/20 |    | 7   | 0-1    | .000 | 0-1        | .000 | 1-2         | .500  | 0        | 2   | 2   | 1.6 | 2  | 0 | 0   | 0   | 0   | 1   | 1.2 |
| at Washington     | 12/09/20 |    | 5   | 0-3    | .000 | 0-3        | .000 | 2-2         | 1.000 | 0        | 1   | 1   | 1.5 | 0  | 0 | 0   | 0   | 0   | 2   | 1.3 |
| NORTHWEST (WA)    | 12/13/20 |    | 14  | 2-6    | .333 | 1-5        | .200 | 2-2         | 1.000 | 1        | 5   | 6   | 2.1 | 2  | 0 | 0   | 0   | 0   | 7   | 2.1 |
| Totals            |          | 1  | 54  | 4-22   | .182 | 2-19       | .105 | 5-6         | .833  | 4        | 11  | 15  | 2.1 | 6  | 0 | 0   | 0   | 1   | 15  | 2.1 |

Games played: 7  
 Minutes/game: 7.7  
 Points/game: 2.1  
 FG Pct: 18.2  
 3FG Pct: 10.5  
 FT Pct: 83.3

Rebounds/game: 2.1  
 Steals/game: 0.1

## CAREER STATS

| Year     | GP-GS | Min/Avg  | Total  |      | 3-Point |      | FT-FTA | Pct  | Rebounds |     |     |      | PF-FO | Ast | TO | Blk | Stl | Pts/Avg |
|----------|-------|----------|--------|------|---------|------|--------|------|----------|-----|-----|------|-------|-----|----|-----|-----|---------|
|          |       |          | FG-FGA | Pct  | FG-FGA  | Pct  |        |      | Off-Def  | Tot | Avg |      |       |     |    |     |     |         |
| 2017-18* | 33-1  | 413/12.5 | 46-133 | .346 | 38-99   | .384 | 12-22  | .545 | 29-44    | 73  | 2.2 | 59-0 | 7     | 13  | 1  | 2   |     | 142/4.3 |
| 2019-20* | 11-0  | 73/6.6   | 13-32  | .406 | 10-25   | .400 | 0-4    | .000 | 3-5      | 8   | 0.7 | 5-0  | 0     | 3   | 0  | 0   |     | 36/3.3  |
| 2020-21  | 7-1   | 54/7.7   | 4-22   | .182 | 2-19    | .105 | 5-6    | .833 | 4-11     | 15  | 2.1 | 6-0  | 0     | 0   | 0  | 1   |     | 15/2.1  |
| TOTAL    | 7-1   | 54/7.7   | 4-22   | .182 | 2-19    | .105 | 5-6    | .833 | 4-11     | 15  | 2.1 | 6-0  | 0     | 0   | 0  | 1   |     | 15/2.1  |
| All*     | 51-2  | 540/10.6 | 63-187 | .337 | 50-143  | .350 | 17-32  | .531 | 36-60    | 96  | 1.9 | 70-0 | 7     | 16  | 1  | 3   |     | 193/3.8 |

\* Statistics from prior team/school

## SINGLE-GAME HIGHS

Points: 18, at Fresno State -- 01/27/18  
 Rebounds: 6, 3 times  
 Assists: 2, Air Force -- 01/24/18  
 Steals: 1, Miss Valley State -- 11/15/17  
 Blocks: 1, 2 times  
 FG made: 6, at Fresno State -- 01/27/18  
 FG attempts: 11, at San Jose State -- 02/28/18  
 3FG made: 6, at Fresno State -- 01/27/18  
 3FG attempts: 10, at San Jose State -- 02/28/18  
 FT made: 3, 2 times  
 FT attempts: 6, 2 times



# 2020-21 PLAYER GAME-BY-GAME

## #24 Nate Robinson

| Opponent          | Date     | gs | min | Total  |      | 3-Pointers |      | Free throws |       | Rebounds |     |     |     | pf | a | t/o | blk | stl | pts | avg |
|-------------------|----------|----|-----|--------|------|------------|------|-------------|-------|----------|-----|-----|-----|----|---|-----|-----|-----|-----|-----|
|                   |          |    |     | fg-fga | pct  | 3fg-fga    | pct  | ft-fga      | pct   | off      | def | tot | avg |    |   |     |     |     |     |     |
| at UCLA           | 12/03/20 |    | 9   | 1-5    | .200 | 0-4        | .000 | 1-1         | 1.000 | 0        | 1   | 1   | 1.0 | 0  | 0 | 2   | 1   | 0   | 3   | 3.0 |
| at Long Beach St. | 12/06/20 |    | 8   | 0-1    | .000 | 0-0        | .000 | 0-0         | .000  | 1        | 1   | 2   | 1.5 | 4  | 0 | 2   | 0   | 0   | 0   | 1.5 |
| at Washington     | 12/09/20 |    | 3   | 0-0    | .000 | 0-0        | .000 | 0-0         | .000  | 0        | 0   | 0   | 1.0 | 0  | 0 | 0   | 0   | 0   | 0   | 1.0 |
| Totals            |          | 0  | 20  | 1-6    | .167 | 0-4        | .000 | 1-1         | 1.000 | 1        | 2   | 3   | 1.0 | 4  | 0 | 4   | 1   | 0   | 3   | 1.0 |

Games played: 3  
 Minutes/game: 6.7  
 Points/game: 1.0  
 FG Pct: 16.7  
 3FG Pct: 0.0  
 FT Pct: 100.0

Rebounds/game: 1.0  
 Turnovers/game: 1.3  
 Blocks/game: 0.3

## CAREER STATS

| Year     | GP-GS | Min/Avg | Total  |      | 3-Point |      | FT-FTA | Pct   | Rebounds |     |     |      | PF-FO | Ast | TO | Blk | Stl | Pts/Avg |
|----------|-------|---------|--------|------|---------|------|--------|-------|----------|-----|-----|------|-------|-----|----|-----|-----|---------|
|          |       |         | FG-FGA | Pct  | FG-FGA  | Pct  |        |       | Off-Def  | Tot | Avg |      |       |     |    |     |     |         |
| 2018-19* | 18-0  | 176/9.8 | 6-43   | .140 | 1-26    | .038 | 16-27  | .593  | 7-17     | 24  | 1.3 | 9-0  | 6     | 6   | 0  | 1   |     | 29/1.6  |
| 2020-21  | 3-0   | 20/6.7  | 1-6    | .167 | 0-4     | .000 | 1-1    | 1.000 | 1-2      | 3   | 1.0 | 4-0  | 0     | 4   | 1  | 0   |     | 3/1.0   |
| TOTAL    | 3-0   | 20/6.7  | 1-6    | .167 | 0-4     | .000 | 1-1    | 1.000 | 1-2      | 3   | 1.0 | 4-0  | 0     | 4   | 1  | 0   |     | 3/1.0   |
| All*     | 21-0  | 196/9.3 | 7-49   | .143 | 1-30    | .033 | 17-28  | .607  | 8-19     | 27  | 1.3 | 13-0 | 6     | 10  | 1  | 1   |     | 32/1.5  |

\* Statistics from prior team/school

## SINGLE-GAME HIGHS

Points: 6, at Purdue Fort Wayne -- 02/30/19  
 Rebounds: 5, at Kansas -- 12/18/18  
 Assists: 2, at Oral Roberts -- 01/17/19  
 Steals: 1, at Oral Roberts -- 01/17/19  
 FG made: 2, at Purdue Fort Wayne -- 02/30/19  
 FG attempts: 7, at Purdue Fort Wayne -- 02/30/19  
 3FG made: 1, South Dakota State -- 01/06/19, at UCLA -- 12/03/20  
 3FG attempts: 7, at Purdue Fort Wayne -- 01/30/19  
 FT made: 5, at Colorado -- 12/04/18  
 FT attempts: 8, at Colorado -- 12/04/18





# 2020-21 PLAYER GAME-BY-GAME

## #25 Jared Pearre

| Opponent          | Date     | gs | min | Total  |       | 3-Pointers |      | Free throws |      | Rebounds |     |     |     | pf | a | t/o | blk | stl | pts | avg |
|-------------------|----------|----|-----|--------|-------|------------|------|-------------|------|----------|-----|-----|-----|----|---|-----|-----|-----|-----|-----|
|                   |          |    |     | fg-fga | pct   | 3fg-fga    | pct  | ft-fta      | pct  | off      | def | tot | avg |    |   |     |     |     |     |     |
| at Portland       | 11/25/20 |    | 8   | 0-1    | .000  | 0-0        | .000 | 0-0         | .000 | 0        | 0   | 0   | 0.0 | 1  | 0 | 2   | 0   | 1   | 0   | 0.0 |
| vs William Jessup | 11/27/20 |    | 9   | 1-2    | .500  | 0-0        | .000 | 1-2         | .500 | 2        | 2   | 4   | 2.0 | 0  | 0 | 1   | 0   | 1   | 3   | 1.5 |
| vs CSUN           | 11/30/20 |    | 8   | 1-1    | 1.000 | 0-0        | .000 | 0-0         | .000 | 1        | 3   | 4   | 2.7 | 3  | 0 | 1   | 0   | 0   | 2   | 1.7 |
| at UCLA           | 12/03/20 |    | 18  | 1-2    | .500  | 0-0        | .000 | 0-1         | .000 | 3        | 3   | 6   | 3.5 | 3  | 1 | 1   | 1   | 1   | 2   | 1.8 |
| at Long Beach St. | 12/06/20 |    | 13  | 0-1    | .000  | 0-0        | .000 | 2-6         | .333 | 0        | 2   | 2   | 3.2 | 2  | 0 | 1   | 1   | 0   | 2   | 1.8 |
| at Washington     | 12/09/20 |    | 7   | 0-1    | .000  | 0-0        | .000 | 0-0         | .000 | 0        | 0   | 0   | 2.7 | 1  | 0 | 2   | 0   | 0   | 0   | 1.5 |
| NORTHWEST (WA)    | 12/13/20 |    | 21  | 5-6    | .833  | 0-0        | .000 | 2-3         | .667 | 1        | 3   | 4   | 2.9 | 0  | 1 | 1   | 3   | 0   | 12  | 3.0 |
| Totals            |          | 0  | 84  | 8-14   | .571  | 0-0        | .000 | 5-12        | .417 | 7        | 13  | 20  | 2.9 | 10 | 2 | 9   | 5   | 3   | 21  | 3.0 |

Games played: 7  
 Minutes/game: 12.0  
 Points/game: 3.0  
 FG Pct: 57.1  
 FT Pct: 41.7

Rebounds/game: 2.9  
 Assists/game: 0.3  
 Turnovers/game: 1.3  
 Assist/turnover ratio: 0.2  
 Steals/game: 0.4  
 Blocks/game: 0.7

## CAREER STATS

| Year     | GP-GS | Min/Avg   | Total  |      | 3-Point |      | FT-FTA | Pct  | Rebounds |     |     |       | PF-FO | Ast | TO | Blk | Stl | Pts/Avg |
|----------|-------|-----------|--------|------|---------|------|--------|------|----------|-----|-----|-------|-------|-----|----|-----|-----|---------|
|          |       |           | FG-FGA | Pct  | FG-FGA  | Pct  |        |      | Off-Def  | Tot | Avg |       |       |     |    |     |     |         |
| 2018-19* | 30-13 | 395/13.2  | 38-58  | .655 | 0-0     | .000 | 12-24  | .500 | 30-51    | 81  | 2.7 | 56-2  | 18    | 19  | 16 | 14  |     | 88/2.9  |
| 2019-20* | 31-23 | 552/17.8  | 48-83  | .578 | 0-0     | .000 | 8-27   | .296 | 34-76    | 110 | 3.5 | 72-3  | 30    | 23  | 17 | 12  |     | 104/3.4 |
| 2020-21  | 7-0   | 84/12.0   | 8-14   | .571 | 0-0     | .000 | 5-12   | .417 | 7-13     | 20  | 2.9 | 10-0  | 2     | 9   | 5  | 3   |     | 21/3.0  |
| TOTAL    | 7-0   | 84/12.0   | 8-14   | .571 | 0-0     | .000 | 5-12   | .417 | 7-13     | 20  | 2.9 | 10-0  | 2     | 9   | 5  | 3   |     | 21/3.0  |
| All*     | 68-36 | 1031/15.2 | 94-155 | .606 | 0-0     | .000 | 25-63  | .397 | 71-140   | 211 | 3.1 | 138-5 | 50    | 51  | 38 | 29  |     | 213/3.1 |

\* Statistics from prior team/school

## SINGLE-GAME HIGHS

Points: 19, St. Katherine -- 01/04/20  
 Rebounds: 10, Long Beach State -- 01/23/19  
 Assists: 3, 4 times  
 Steals: 3, UC Riverside -- 2/27/19  
 Blocks: 2, 6 times  
 FG made: 9, St. Katherine -- 01/04/20  
 FG attempts: 10, Long Beach State -- 01/23/19  
 FT made: 3, at Loyola Marymount -- 11/13/18  
 FT attempts: 4, 5 times



# 2020-21 PLAYER GAME-BY-GAME

## #33 Kobe Williamson

| Opponent          | Date     | gs | min | Total  |       | 3-Pointers |      | Free throws |       | Rebounds |     |     |     | pf  | a  | t/o | blk | stl | pts | avg  |     |
|-------------------|----------|----|-----|--------|-------|------------|------|-------------|-------|----------|-----|-----|-----|-----|----|-----|-----|-----|-----|------|-----|
|                   |          |    |     | fg-fga | pct   | 3fg-fga    | pct  | ft-fga      | pct   | off      | def | tot | avg |     |    |     |     |     |     |      |     |
| at Portland       | 11/25/20 | *  | 28  | 4-6    | .667  | 2-3        | .667 | 0-0         | .000  | 5        | 4   | 9   | 9.0 | 3   | 0  | 0   | 2   | 0   | 10  | 10.0 |     |
| vs William Jessup | 11/27/20 | *  | 24  | 2-6    | .333  | 0-2        | .000 | 2-2         | 1.000 | 1        | 3   | 4   | 6.5 | 3   | 1  | 1   | 3   | 1   | 6   | 8.0  |     |
| vs Air Force      | 11/29/20 | *  | 37  | 5-7    | .714  | 1-2        | .500 | 0-0         | .000  | 3        | 3   | 6   | 6.3 | 4   | 0  | 0   | 2   | 1   | 11  | 9.0  |     |
| vs CSUN           | 11/30/20 | *  | 22  | 0-4    | .000  | 0-4        | .000 | 0-2         | .000  | 3        | 6   | 9   | 7.0 | 3   | 1  | 2   | 0   | 2   | 0   | 6.8  |     |
| at UCLA           | 12/03/20 | *  | 27  | 1-3    | .333  | 0-0        | .000 | 0-1         | .000  | 0        | 3   | 3   | 6.2 | 3   | 0  | 0   | 1   | 1   | 2   | 5.8  |     |
| at Long Beach St. | 12/06/20 | *  | 27  | 2-8    | .250  | 1-5        | .200 | 2-2         | 1.000 | 4        | 6   | 10  | 6.8 | 3   | 0  | 1   | 0   | 2   | 7   | 6.0  |     |
| at Washington     | 12/09/20 | *  | 27  | 1-5    | .200  | 1-2        | .500 | 1-2         | .500  | 2        | 5   | 7   | 6.9 | 2   | 2  | 2   | 0   | 0   | 4   | 5.7  |     |
| NORTHWEST (WA)    | 12/13/20 | *  | 32  | 1-2    | .500  | 1-2        | .500 | 0-0         | .000  | 0        | 4   | 4   | 6.5 | 3   | 1  | 2   | 2   | 1   | 3   | 5.4  |     |
| Totals            |          |    | 8   | 224    | 16-41 | .390       | 6-20 | .300        | 5-9   | .556     | 18  | 34  | 52  | 6.5 | 24 | 5   | 8   | 10  | 8   | 43   | 5.4 |

Games played: 8  
 Minutes/game: 28.0  
 Points/game: 5.4  
 FG Pct: 39.0  
 3FG Pct: 30.0  
 FT Pct: 55.6

Rebounds/game: 6.5  
 Assists/game: 0.6  
 Turnovers/game: 1.0  
 Assist/turnover ratio: 0.6  
 Steals/game: 1.0  
 Blocks/game: 1.3

## CAREER STATS

|         |       | Total    |        |      | 3-Point |      |        | Rebounds |         |     |     |       |     |    |     |     |         |
|---------|-------|----------|--------|------|---------|------|--------|----------|---------|-----|-----|-------|-----|----|-----|-----|---------|
| Year    | GP-GS | Min/Avg  | FG-FGA | Pct  | FG-FGA  | Pct  | FT-FTA | Pct      | Off-Def | Tot | Avg | PF-FO | Ast | TO | Blk | Stl | Pts/Avg |
| 2020-21 | 8-8   | 224/28.0 | 16-41  | .390 | 6-20    | .300 | 5-9    | .556     | 18-34   | 52  | 6.5 | 24-0  | 5   | 8  | 10  | 8   | 43/5.4  |
| TOTAL   | 8-8   | 224/28.0 | 16-41  | .390 | 6-20    | .300 | 5-9    | .556     | 18-34   | 52  | 6.5 | 24-0  | 5   | 8  | 10  | 8   | 43/5.4  |

## SINGLE-GAME HIGHS

Points: 11, vs Air Force -- 11/29/20  
 Rebounds: 10, at Long Beach St. -- 12/06/20  
 Assists: 2, at Washington -- 12/09/20  
 Steals: 2, vs CSUN -- 11/30/20 ; at Long Beach St. -- 12/06/20  
 Blocks: 3, vs William Jessup -- 11/27/20  
 FG made: 5, vs Air Force -- 11/29/20  
 FG attempts: 8, at Long Beach St. -- 12/06/20  
 3FG made: 2, at Portland -- 11/25/20  
 3FG attempts: 5, at Long Beach St. -- 12/06/20  
 FT made: 2, vs William Jessup -- 11/27/20 ; at Long Beach St. -- 12/06/20  
 FT attempts: 2, 4 times



# 2020-21 BOX SCORES

## Official Basketball Box Score -- Game Totals -- Final Statistics Seattle U vs Portland 11/25/20 8:00 pm at Portland, OR (Chiles Center)

### Seattle U 84 • 1-0,0-0 WAC

| #      | Player           | Total  |        | 3-Ptr | FT-FTA | Rebounds |     |     | PF | TP | A | TO | Blk | Stl | Min |
|--------|------------------|--------|--------|-------|--------|----------|-----|-----|----|----|---|----|-----|-----|-----|
|        |                  | FG-FGA | FG-FGA |       |        | Off      | Def | Tot |    |    |   |    |     |     |     |
| 21     | Viktor Rajkovic  | f      | 0-1    | 0-0   | 0-0    | 0        | 0   | 0   | 1  | 0  | 1 | 0  | 0   | 0   | 5   |
| 00     | Rip Economou     | g      | 1-6    | 0-2   | 2-2    | 0        | 2   | 2   | 1  | 4  | 0 | 0  | 0   | 2   | 10  |
| 10     | Aaron Nettles    | g      | 3-9    | 2-7   | 0-0    | 0        | 0   | 0   | 3  | 8  | 4 | 2  | 0   | 3   | 33  |
| 11     | Riley Grigsby    | g      | 10-19  | 4-7   | 4-5    | 0        | 6   | 6   | 3  | 28 | 4 | 1  | 2   | 0   | 31  |
| 33     | Kobe Williamson  | g      | 4-6    | 2-3   | 0-0    | 5        | 4   | 9   | 3  | 10 | 0 | 0  | 2   | 0   | 28  |
| 01     | Vas Pandza       | g      | 0-1    | 0-0   | 0-0    | 0        | 2   | 2   | 0  | 0  | 0 | 0  | 0   | 0   | 8   |
| 12     | Darriin Trammell | g      | 6-13   | 3-6   | 2-2    | 1        | 4   | 5   | 4  | 17 | 9 | 3  | 0   | 2   | 34  |
| 13     | Angelo Stuart    | g      | 0-2    | 0-1   | 2-2    | 0        | 1   | 1   | 0  | 2  | 1 | 0  | 0   | 0   | 10  |
| 15     | Emeka Udenyi     | g      | 6-7    | 0-0   | 0-2    | 2        | 4   | 6   | 1  | 12 | 0 | 0  | 2   | 0   | 27  |
| 23     | Daron Henson     | g      | 1-3    | 1-3   | 0-0    | 0        | 0   | 0   | 2  | 3  | 0 | 0  | 0   | 0   | 6   |
| 25     | Jared Pearre     | g      | 0-1    | 0-0   | 0-0    | 0        | 0   | 0   | 1  | 0  | 0 | 2  | 0   | 1   | 8   |
| Team   |                  |        |        |       |        | 1        | 1   | 2   |    |    |   |    |     |     |     |
| Totals |                  | 31-68  | 12-29  | 10-13 | 9      | 24       | 33  | 21  | 84 | 19 | 8 | 6  | 8   | 200 |     |

FG % 1st Half: 12-33 36.4% 2nd half: 19-35 54.3% Game: 31-68 45.6%  
3FG % 1st Half: 4-14 28.6% 2nd half: 8-15 53.3% Game: 12-29 41.4%  
FT % 1st Half: 3-6 50.0% 2nd half: 7-7 100.0% Game: 10-13 76.9%

Deadball  
Rebounds  
1

### Portland 72 • 0-1,0-0 WCC

| #      | Player                | Total  |        | 3-Ptr | FT-FTA | Rebounds |     |     | PF | TP | A  | TO | Blk | Stl | Min |
|--------|-----------------------|--------|--------|-------|--------|----------|-----|-----|----|----|----|----|-----|-----|-----|
|        |                       | FG-FGA | FG-FGA |       |        | Off      | Def | Tot |    |    |    |    |     |     |     |
| 13     | Eddie Davis           | f      | 3-6    | 0-0   | 1-3    | 0        | 3   | 3   | 2  | 7  | 1  | 3  | 1   | 0   | 28  |
| 24     | Michael Henn          | f      | 3-7    | 1-4   | 2-2    | 0        | 6   | 6   | 2  | 9  | 3  | 2  | 0   | 0   | 35  |
| 02     | Ahmed Ali             | g      | 4-9    | 2-4   | 3-3    | 0        | 0   | 0   | 4  | 13 | 2  | 3  | 0   | 1   | 22  |
| 03     | Isiah Dasher          | g      | 3-6    | 0-1   | 1-2    | 0        | 4   | 4   | 2  | 7  | 1  | 2  | 0   | 0   | 28  |
| 11     | Latrell Jones         | g      | 2-7    | 1-2   | 2-3    | 1        | 4   | 5   | 3  | 7  | 1  | 2  | 0   | 0   | 24  |
| 00     | Clythrus Griffith Jr. | g      | 3-4    | 1-1   | 3-3    | 0        | 2   | 2   | 0  | 10 | 0  | 2  | 0   | 0   | 17  |
| 01     | Zac Triplett          | g      | 1-1    | 1-1   | 0-0    | 0        | 2   | 2   | 0  | 3  | 1  | 1  | 0   | 0   | 4   |
| 10     | Chase Adams           | g      | 4-9    | 0-0   | 5-6    | 1        | 3   | 4   | 1  | 13 | 2  | 2  | 0   | 0   | 18  |
| 15     | Hayden Curtiss        | g      | 0-1    | 0-0   | 0-0    | 0        | 1   | 1   | 0  | 1  | 0  | 0  | 0   | 1   | 5   |
| 20     | Takula Fahrensohn     | g      | 1-1    | 0-0   | 1-1    | 0        | 3   | 3   | 1  | 3  | 0  | 2  | 0   | 0   | 19  |
| Team   |                       |        |        |       |        | 2        | 2   | 4   |    |    |    |    |     |     |     |
| Totals |                       | 24-51  | 6-13   | 18-23 | 4      | 30       | 34  | 16  | 72 | 12 | 20 | 1  | 2   | 200 |     |

FG % 1st Half: 13-25 52.0% 2nd half: 11-26 42.3% Game: 24-51 47.1%  
3FG % 1st Half: 3-8 37.5% 2nd half: 3-5 60.0% Game: 6-13 46.2%  
FT % 1st Half: 10-13 76.9% 2nd half: 8-10 80.0% Game: 18-23 78.3%

Deadball  
Rebounds  
4

Officials: Justin Shamion,Sirallen Conner,Kevin Brill  
Technical fouls: Seattle U-None. Portland-None.  
Attendance:

| Score by periods | 1st | 2nd | Total |
|------------------|-----|-----|-------|
| Seattle U        | 31  | 53  | 84    |
| Portland         | 39  | 33  | 72    |

| Points | In | Off | 2nd | Fast | Bench |
|--------|----|-----|-----|------|-------|
| SU     | 32 | 19  | 12  | 9    | 34    |
| UP     | 32 | 6   | 2   | 8    | 29    |

Last FG - SU 2nd-00:43, UP 2nd-00:30.  
Largest lead - SU by 12 2nd-00:43, UP by 10 1st-00:25.  
SU led for 18:11. UP led for 18:18. Game was tied for 03:31.

Score tied - 7 times.  
Lead changed - 10 times.

## Official Basketball Box Score -- Game Totals -- Final Statistics Seattle U vs Air Force 11/29/20 12:00 pm at Las Vegas, NV (T-Mobile Arena)

### Seattle U 63 • 3-0,0-0 WAC

| #      | Player           | Total  |        | 3-Ptr | FT-FTA | Rebounds |     |     | PF | TP | A | TO | Blk | Stl | Min |
|--------|------------------|--------|--------|-------|--------|----------|-----|-----|----|----|---|----|-----|-----|-----|
|        |                  | FG-FGA | FG-FGA |       |        | Off      | Def | Tot |    |    |   |    |     |     |     |
| 15     | Emeka Udenyi     | f      | 1-3    | 0-0   | 1-2    | 2        | 3   | 5   | 4  | 3  | 3 | 1  | 0   | 0   | 26  |
| 00     | Rip Economou     | g      | 4-10   | 4-9   | 0-0    | 0        | 4   | 4   | 1  | 12 | 0 | 1  | 0   | 0   | 28  |
| 10     | Aaron Nettles    | g      | 4-13   | 4-9   | 0-0    | 0        | 4   | 4   | 2  | 12 | 5 | 2  | 0   | 2   | 32  |
| 11     | Riley Grigsby    | g      | 6-13   | 1-4   | 0-0    | 0        | 1   | 1   | 2  | 13 | 3 | 1  | 1   | 0   | 37  |
| 33     | Kobe Williamson  | g      | 5-7    | 1-2   | 0-0    | 3        | 3   | 6   | 4  | 11 | 0 | 0  | 2   | 1   | 37  |
| 01     | Vas Pandza       | g      | 0-1    | 0-1   | 0-0    | 1        | 1   | 2   | 0  | 0  | 0 | 0  | 0   | 0   | 4   |
| 05     | Joe Wall         | g      | 0-0    | 0-0   | 0-0    | 0        | 0   | 0   | 0  | 0  | 0 | 0  | 0   | 0   | 3   |
| 12     | Darriin Trammell | g      | 4-10   | 1-4   | 3-4    | 0        | 2   | 2   | 0  | 12 | 5 | 0  | 0   | 1   | 29  |
| 13     | Angelo Stuart    | g      | 0-0    | 0-0   | 0-0    | 0        | 0   | 0   | 0  | 0  | 0 | 0  | 0   | 0   | 4   |
| Team   |                  |        |        |       |        | 4        | 2   | 6   |    |    |   |    |     |     |     |
| Totals |                  | 24-57  | 11-29  | 4-6   | 10     | 20       | 30  | 13  | 63 | 16 | 9 | 3  | 4   | 200 |     |

FG % 1st Half: 10-28 35.7% 2nd half: 14-29 48.3% Game: 24-57 42.1%  
3FG % 1st Half: 6-17 35.3% 2nd half: 5-12 41.7% Game: 11-29 37.9%  
FT % 1st Half: 1-2 50.0% 2nd half: 3-4 75.0% Game: 4-6 66.7%

Deadball  
Rebounds  
4

### Air Force 45 • 1-1,0-0 Mountain

| #      | Player            | Total  |        | 3-Ptr | FT-FTA | Rebounds |     |     | PF | TP | A  | TO | Blk | Stl | Min |
|--------|-------------------|--------|--------|-------|--------|----------|-----|-----|----|----|----|----|-----|-----|-----|
|        |                   | FG-FGA | FG-FGA |       |        | Off      | Def | Tot |    |    |    |    |     |     |     |
| 11     | Ameka Akaya       | f      | 1-6    | 1-4   | 0-0    | 0        | 1   | 1   | 1  | 3  | 0  | 2  | 0   | 0   | 13  |
| 22     | Nik Jackson       | f      | 4-8    | 1-3   | 0-0    | 2        | 4   | 6   | 4  | 9  | 1  | 4  | 0   | 1   | 25  |
| 44     | Keaton Van Soelen | f      | 4-8    | 0-2   | 1-2    | 1        | 3   | 4   | 5  | 9  | 1  | 2  | 0   | 1   | 36  |
| 05     | Chris Joyce       | g      | 0-2    | 0-2   | 4-4    | 0        | 3   | 3   | 0  | 4  | 1  | 3  | 0   | 0   | 38  |
| 10     | AJ Walker         | g      | 2-5    | 1-2   | 0-0    | 0        | 3   | 3   | 2  | 5  | 2  | 1  | 0   | 0   | 34  |
| 00     | Joseph Octave     | g      | 0-1    | 0-1   | 0-0    | 0        | 0   | 0   | 0  | 0  | 0  | 0  | 0   | 0   | 2   |
| 02     | Glen McClintock   | g      | 4-8    | 3-5   | 0-0    | 1        | 4   | 5   | 2  | 11 | 2  | 0  | 0   | 0   | 31  |
| 15     | Abe Kinrade       | g      | 1-2    | 0-1   | 2-2    | 0        | 0   | 0   | 0  | 4  | 1  | 0  | 0   | 0   | 16  |
| 24     | Mason Taylor      | g      | 0-0    | 0-0   | 0-0    | 0        | 0   | 0   | 1  | 0  | 1  | 1  | 0   | 0   | 5   |
| Team   |                   |        |        |       |        | 0        | 3   | 3   |    |    |    |    |     |     |     |
| Totals |                   | 16-40  | 6-20   | 7-8   | 4      | 21       | 25  | 15  | 45 | 9  | 15 | 0  | 2   | 200 |     |

FG % 1st Half: 9-24 37.5% 2nd half: 7-16 43.8% Game: 16-40 40.0%  
3FG % 1st Half: 3-13 23.1% 2nd half: 3-7 42.9% Game: 6-20 30.0%  
FT % 1st Half: 4-4 100.0% 2nd half: 3-4 75.0% Game: 7-8 87.5%

Deadball  
Rebounds  
1

Officials: Ken Ditty,Kevin Brill,Donn Berdahl  
Technical fouls: Seattle U-TEAM. Air Force-Nik Jackson.  
Attendance:

| Score by periods | 1st | 2nd | Total |
|------------------|-----|-----|-------|
| Seattle U        | 27  | 36  | 63    |
| Air Force        | 25  | 20  | 45    |

| Points | In | Off | 2nd | Fast | Bench |
|--------|----|-----|-----|------|-------|
| SU     | 26 | 14  | 12  | 2    | 15    |
| USAFA  | 18 | 8   | 3   | 2    | 12    |

Last FG - SU 2nd-00:31, USAFA 2nd-01:02.  
Largest lead - SU by 19 2nd-11:31, USAFA None.  
SU led for 39:32. USAFA led for 00:00. Game was tied for 00:28.

Score tied - 0 times.  
Lead changed - 0 times.

## Official Basketball Box Score -- Game Totals -- Final Statistics William Jessup vs Seattle U 11/27/20 12:00 pm at Portland, OR (Chiles Center)

### William Jessup 53 • 0-2

| #      | Player            | Total  |        | 3-Ptr | FT-FTA | Rebounds |     |     | PF | TP | A  | TO | Blk | Stl | Min |
|--------|-------------------|--------|--------|-------|--------|----------|-----|-----|----|----|----|----|-----|-----|-----|
|        |                   | FG-FGA | FG-FGA |       |        | Off      | Def | Tot |    |    |    |    |     |     |     |
| 11     | Myles Corey       | *      | 3-7    | 1-2   | 2-3    | 0        | 2   | 2   | 5  | 9  | 2  | 4  | 1   | 0   | 18  |
| 21     | Matt Garrison     | *      | 1-5    | 0-0   | 0-0    | 1        | 2   | 3   | 4  | 2  | 1  | 1  | 1   | 0   | 20  |
| 22     | Jaylen Johnson    | *      | 0-3    | 0-2   | 2-4    | 0        | 0   | 0   | 0  | 2  | 0  | 0  | 0   | 0   | 19  |
| 24     | Tarren Storey-Way | *      | 2-9    | 1-6   | 4-6    | 0        | 4   | 4   | 1  | 9  | 0  | 3  | 0   | 0   | 32  |
| 25     | Jayden DeJoseph   | *      | 0-4    | 0-3   | 2-2    | 1        | 2   | 3   | 0  | 2  | 0  | 0  | 0   | 0   | 27  |
| 01     | Jordan Adams      |        | 2-3    | 2-2   | 1-2    | 1        | 2   | 3   | 2  | 7  | 0  | 0  | 0   | 1   | 12  |
| 03     | Nathan Kasongo    |        | 1-2    | 1-2   | 0-0    | 0        | 1   | 1   | 1  | 3  | 0  | 0  | 0   | 0   | 4   |
| 04     | Marcus Hansen     |        | 0-0    | 0-0   | 0-0    | 0        | 0   | 0   | 1  | 0  | 0  | 0  | 0   | 0   | 2   |
| 05     | Matt Lyon         |        | 2-2    | 0-0   | 1-2    | 0        | 0   | 0   | 0  | 5  | 0  | 2  | 0   | 0   | 7   |
| 10     | Malik Corey       |        | 1-3    | 0-0   | 0-0    | 0        | 2   | 2   | 3  | 2  | 2  | 1  | 0   | 0   | 18  |
| 12     | Nathan Flores     |        | 0-0    | 0-0   | 0-0    | 0        | 0   | 0   | 0  | 0  | 0  | 0  | 0   | 0   | 1   |
| 14     | Jaden Henderson   |        | 0-0    | 0-0   | 0-0    | 0        | 0   | 0   | 0  | 0  | 0  | 0  | 0   | 0   | 1   |
| 20     | Tim Strijao       |        | 2-5    | 0-2   | 2-2    | 0        | 6   | 6   | 1  | 6  | 1  | 3  | 0   | 2   | 21  |
| 30     | David McCants     |        | 0-0    | 0-0   | 0-0    | 0        | 0   | 0   | 0  | 0  | 0  | 1  | 0   | 0   | 1   |
| 32     | Matthew Schmidt   |        | 1-3    | 0-0   | 4-4    | 1        | 1   | 2   | 5  | 6  | 2  | 1  | 0   | 1   | 20  |
| Team   |                   |        |        |       |        | 2        | 1   | 3   |    |    |    |    |     |     |     |
| Totals |                   | 15-46  | 5-19   | 18-25 | 6      | 23       | 29  | 23  | 53 | 8  | 19 | 3  | 3   | 203 |     |

FG % 1st Half: 8-25 32.0% 2nd half: 7-21 33.3% Game: 15-46 32.6%  
3FG % 1st Half: 3-10 30.0% 2nd half: 2-9 22.2% Game: 5-19 26.3%  
FT % 1st Half: 4-7 57.1% 2nd half: 14-18 77.8% Game: 18-25 72.0%

Deadball  
Rebounds  
7,3

### Seattle U 77 • 2-0,0-0 WAC

| # | Player | Total |  | 3-Ptr | FT-FTA | Rebounds |  |  | PF | TP | A | TO | Blk | Stl | Min |
|---|--------|-------|--|-------|--------|----------|--|--|----|----|---|----|-----|-----|-----|
|---|--------|-------|--|-------|--------|----------|--|--|----|----|---|----|-----|-----|-----|



# 2020-21 BOX SCORES

## Official Basketball Box Score -- Game Totals -- Final Statistics Seattle U vs UCLA 12/03/20 5:00 pm at Los Angeles, CA (Pauley Pavilion)

### Seattle U 52 • 3-2,0-0 WAC

| #      | Player           | Total  |        | 3-Ptr  |        | Rebounds |     | PF | TP | A  | TO | Blk | Stl | Min |
|--------|------------------|--------|--------|--------|--------|----------|-----|----|----|----|----|-----|-----|-----|
|        |                  | FG-FGA | FG-FGA | FT-FTA | FT-FTA | Off      | Def |    |    |    |    |     |     |     |
| 15     | Emeka Udenyi     | f      | 3-4    | 0-0    | 0-2    | 0        | 4   | 4  | 4  | 6  | 0  | 2   | 0   | 11  |
| 00     | Rip Economou     | g      | 2-5    | 0-3    | 0-0    | 0        | 0   | 0  | 2  | 4  | 0  | 2   | 0   | 11  |
| 10     | Aaron Nettles    | g      | 5-10   | 1-5    | 0-0    | 0        | 0   | 0  | 3  | 11 | 2  | 1   | 0   | 29  |
| 11     | Riley Grigsby    | g      | 5-12   | 2-5    | 0-1    | 2        | 2   | 4  | 4  | 12 | 1  | 2   | 0   | 35  |
| 33     | Kobe Williamson  | g      | 1-3    | 0-0    | 0-1    | 0        | 3   | 3  | 3  | 2  | 0  | 0   | 1   | 27  |
| 01     | Vas Pandza       | g      | 0-0    | 0-0    | 0-0    | 0        | 0   | 0  | 2  | 0  | 0  | 2   | 0   | 10  |
| 05     | Joe Wall         | g      | 1-2    | 0-1    | 0-0    | 0        | 0   | 0  | 0  | 2  | 0  | 0   | 0   | 5   |
| 12     | Darrion Trammell | g      | 3-14   | 0-4    | 2-3    | 0        | 2   | 2  | 2  | 8  | 4  | 2   | 0   | 35  |
| 13     | Angelo Stuart    | g      | 0-0    | 0-0    | 0-0    | 0        | 0   | 0  | 0  | 0  | 0  | 0   | 0   | 4   |
| 23     | Daron Henson     | g      | 1-2    | 0-1    | 0-0    | 1        | 1   | 2  | 0  | 2  | 0  | 0   | 0   | 6   |
| 24     | Nate Robinson    | g      | 1-5    | 0-4    | 1-1    | 0        | 1   | 1  | 0  | 3  | 0  | 2   | 1   | 9   |
| 25     | Jared Pearre     | g      | 1-2    | 0-0    | 0-1    | 3        | 3   | 6  | 3  | 2  | 1  | 1   | 1   | 18  |
| Team   |                  |        |        |        |        | 0        | 2   | 2  |    |    |    |     |     |     |
| Totals |                  |        | 23-59  | 3-23   | 3-9    | 6        | 18  | 24 | 23 | 52 | 8  | 14  | 3   | 100 |

FG % 1st Half: 12-28 42.9% 2nd half: 11-31 35.5% Game: 23-59 39.0% Deadball Rebounds 0,1  
3FG % 1st Half: 3-10 30.0% 2nd half: 0-13 0.0% Game: 3-23 13.0%  
FT % 1st Half: 2-6 33.3% 2nd half: 1-3 33.3% Game: 3-9 33.3%

### UCLA 78 • 2-1,0-0 Pac-12

| #      | Player           | Total  |        | 3-Ptr  |        | Rebounds |     | PF | TP | A  | TO | Blk | Stl | Min |
|--------|------------------|--------|--------|--------|--------|----------|-----|----|----|----|----|-----|-----|-----|
|        |                  | FG-FGA | FG-FGA | FT-FTA | FT-FTA | Off      | Def |    |    |    |    |     |     |     |
| 02     | Cody Riley       | f      | 4-5    | 0-0    | 0-0    | 0        | 3   | 3  | 8  | 1  | 3  | 0   | 0   | 12  |
| 01     | Jules Bernard    | g      | 6-8    | 3-5    | 1-2    | 0        | 3   | 3  | 3  | 16 | 1  | 3   | 0   | 29  |
| 04     | Jaime Jaquez Jr. | g      | 3-3    | 1-1    | 2-3    | 0        | 3   | 3  | 1  | 9  | 2  | 0   | 0   | 18  |
| 05     | Chris Smith      | g      | 2-7    | 0-2    | 2-4    | 3        | 8   | 11 | 0  | 6  | 2  | 4   | 1   | 26  |
| 10     | Tyger Campbell   | g      | 4-9    | 1-4    | 8-8    | 0        | 2   | 2  | 2  | 17 | 6  | 2   | 0   | 27  |
| 00     | Jaylen Clark     | g      | 2-2    | 0-0    | 0-0    | 0        | 3   | 3  | 1  | 4  | 0  | 1   | 0   | 11  |
| 13     | Jake Kyman       | g      | 3-7    | 1-4    | 0-0    | 0        | 1   | 1  | 1  | 7  | 0  | 0   | 0   | 15  |
| 14     | Kenneth Nwuba    | g      | 0-1    | 0-0    | 0-0    | 1        | 0   | 1  | 0  | 0  | 0  | 0   | 0   | 2   |
| 24     | Jalen Hill       | g      | 4-6    | 0-0    | 3-7    | 2        | 8   | 10 | 2  | 11 | 3  | 1   | 3   | 25  |
| 34     | David Singleton  | g      | 0-3    | 0-0    | 0-0    | 1        | 4   | 5  | 3  | 0  | 1  | 1   | 0   | 24  |
| 43     | Russell Stong    | g      | 0-0    | 0-0    | 0-0    | 0        | 0   | 0  | 0  | 0  | 0  | 0   | 0   | 1   |
| Team   |                  |        |        |        |        | 0        | 0   | 0  |    |    |    |     |     |     |
| Totals |                  |        | 28-51  | 6-16   | 16-24  | 7        | 35  | 42 | 17 | 78 | 16 | 15  | 4   | 100 |

FG % 1st Half: 14-23 60.9% 2nd half: 14-28 50.0% Game: 28-51 54.9% Deadball Rebounds 5  
3FG % 1st Half: 4-8 50.0% 2nd half: 2-8 25.0% Game: 6-16 37.5%  
FT % 1st Half: 11-17 64.7% 2nd half: 5-7 71.4% Game: 16-24 66.7%

Officials: Marc Beasley, Eric Curry, Mike Reed  
Technical fouls: Seattle U-None. UCLA-None.  
Attendance:

| Score by periods | 1st | 2nd | Total |
|------------------|-----|-----|-------|
| Seattle U        | 29  | 23  | 52    |
| UCLA             | 43  | 35  | 78    |

Last FG - SU 2nd-00:00, UCLA 2nd-00:45.  
Largest lead - SU by 2 1st-11:36, UCLA by 29 2nd-05:18.  
SU led for 04:55, UCLA led for 30:28. Game was tied for 04:07.

Score tied - 9 times.  
Lead changed - 6 times.

## Official Basketball Box Score -- Game Totals -- Final Statistics Seattle U vs Washington 12/09/20 8:00 pm at Seattle, WA (Alaska Airlines Arena)

### Seattle U 41 • 3-4,0-0 WAC

| #      | Player           | Total  |        | 3-Ptr  |        | Rebounds |     | PF | TP | A  | TO | Blk | Stl | Min |
|--------|------------------|--------|--------|--------|--------|----------|-----|----|----|----|----|-----|-----|-----|
|        |                  | FG-FGA | FG-FGA | FT-FTA | FT-FTA | Off      | Def |    |    |    |    |     |     |     |
| 15     | Emeka Udenyi     | f      | 6-7    | 0-0    | 0-3    | 1        | 5   | 6  | 3  | 12 | 1  | 2   | 0   | 35  |
| 10     | Aaron Nettles    | g      | 1-10   | 0-8    | 0-0    | 0        | 1   | 1  | 3  | 2  | 4  | 0   | 0   | 27  |
| 11     | Riley Grigsby    | g      | 3-15   | 0-3    | 0-0    | 0        | 3   | 2  | 5  | 6  | 1  | 0   | 0   | 39  |
| 12     | Darrion Trammell | g      | 4-12   | 1-2    | 0-0    | 2        | 2   | 4  | 1  | 9  | 1  | 3   | 0   | 32  |
| 33     | Kobe Williamson  | g      | 1-5    | 1-2    | 1-2    | 2        | 5   | 7  | 2  | 4  | 2  | 0   | 0   | 27  |
| 00     | Rip Economou     | g      | 0-1    | 0-1    | 0-0    | 0        | 0   | 0  | 0  | 0  | 0  | 0   | 0   | 2   |
| 01     | Vas Pandza       | g      | 1-2    | 1-1    | 0-0    | 0        | 2   | 2  | 0  | 3  | 1  | 1   | 0   | 9   |
| 02     | Trey Hopkins     | g      | 0-1    | 0-1    | 0-0    | 0        | 0   | 0  | 0  | 1  | 0  | 0   | 0   | 2   |
| 05     | Joe Wall         | g      | 1-2    | 1-2    | 0-0    | 0        | 0   | 0  | 0  | 1  | 3  | 0   | 0   | 1   |
| 13     | Angelo Stuart    | g      | 0-0    | 0-0    | 0-0    | 0        | 0   | 0  | 0  | 1  | 0  | 0   | 0   | 6   |
| 23     | Daron Henson     | g      | 0-3    | 0-3    | 2-2    | 0        | 1   | 1  | 0  | 2  | 0  | 0   | 0   | 5   |
| 24     | Nate Robinson    | g      | 0-0    | 0-0    | 0-0    | 0        | 0   | 0  | 0  | 0  | 0  | 0   | 0   | 3   |
| 25     | Jared Pearre     | g      | 0-1    | 0-0    | 0-0    | 0        | 0   | 0  | 1  | 0  | 0  | 2   | 0   | 7   |
| Team   |                  |        |        |        |        | 0        | 3   | 3  |    |    |    |     |     |     |
| Totals |                  |        | 17-59  | 4-23   | 3-7    | 8        | 21  | 29 | 15 | 41 | 10 | 14  | 1   | 100 |

FG % 1st Half: 10-31 32.3% 2nd half: 7-28 25.0% Game: 17-59 28.8% Deadball Rebounds 3  
3FG % 1st Half: 1-9 11.1% 2nd half: 3-14 21.4% Game: 4-23 17.4%  
FT % 1st Half: 1-2 50.0% 2nd half: 2-5 40.0% Game: 3-7 42.9%

### Washington 73 • 1-3,0-1 Pac-12

| #      | Player          | Total  |        | 3-Ptr  |        | Rebounds |     | PF | TP | A  | TO | Blk | Stl | Min |
|--------|-----------------|--------|--------|--------|--------|----------|-----|----|----|----|----|-----|-----|-----|
|        |                 | FG-FGA | FG-FGA | FT-FTA | FT-FTA | Off      | Def |    |    |    |    |     |     |     |
| 01     | Nate Roberts    | f      | 5-7    | 0-0    | 0-1    | 5        | 3   | 8  | 3  | 10 | 1  | 4   | 0   | 21  |
| 13     | Hameir Wright   | g      | 2-4    | 1-2    | 2-2    | 1        | 4   | 5  | 1  | 7  | 0  | 1   | 2   | 31  |
| 04     | Nate Pryor      | g      | 4-10   | 1-2    | 4-4    | 0        | 5   | 5  | 1  | 13 | 4  | 2   | 1   | 26  |
| 05     | Jamal Bey       | g      | 4-6    | 1-1    | 0-0    | 0        | 3   | 3  | 2  | 9  | 3  | 1   | 0   | 25  |
| 10     | Erik Stevenson  | g      | 1-5    | 1-1    | 0-0    | 0        | 4   | 4  | 2  | 3  | 0  | 2   | 0   | 26  |
| 00     | Marcus Tsohonis | g      | 0-1    | 0-0    | 4-4    | 2        | 0   | 2  | 1  | 4  | 0  | 1   | 0   | 7   |
| 15     | Griff Hopkins   | g      | 0-0    | 0-0    | 0-0    | 0        | 0   | 0  | 0  | 0  | 0  | 0   | 0   | 1   |
| 21     | RaeQuan Battle  | g      | 1-5    | 0-2    | 1-2    | 0        | 2   | 2  | 2  | 3  | 0  | 0   | 0   | 10  |
| 22     | Cole Bajerna    | g      | 1-5    | 0-2    | 0-0    | 0        | 6   | 6  | 0  | 2  | 0  | 1   | 1   | 16  |
| 24     | Jonah Geron     | g      | 0-0    | 0-0    | 0-0    | 0        | 0   | 0  | 0  | 0  | 0  | 0   | 0   | 1   |
| 30     | Travis Rice     | g      | 0-1    | 0-1    | 0-0    | 0        | 0   | 0  | 0  | 0  | 0  | 0   | 0   | 1   |
| 33     | J'Raan Brooks   | g      | 1-3    | 0-0    | 0-0    | 0        | 0   | 0  | 0  | 1  | 2  | 0   | 0   | 6   |
| 34     | Reagan Lundeen  | g      | 1-1    | 0-0    | 0-0    | 0        | 0   | 0  | 0  | 2  | 0  | 0   | 0   | 1   |
| 52     | Riley Sorn      | g      | 0-1    | 0-0    | 0-0    | 1        | 4   | 5  | 1  | 0  | 2  | 1   | 1   | 10  |
| 55     | Quade Green     | g      | 6-7    | 4-4    | 2-2    | 0        | 2   | 2  | 0  | 18 | 1  | 1   | 0   | 18  |
| Team   |                 |        |        |        |        | 0        | 0   | 0  |    |    |    |     |     |     |
| Totals |                 |        | 26-56  | 8-15   | 13-15  | 9        | 33  | 42 | 14 | 73 | 11 | 16  | 5   | 100 |

FG % 1st Half: 14-29 48.3% 2nd half: 12-27 44.4% Game: 26-56 46.4% Deadball Rebounds 2,2  
3FG % 1st Half: 5-9 55.6% 2nd half: 3-6 50.0% Game: 8-15 53.3%  
FT % 1st Half: 4-4 100.0% 2nd half: 9-11 81.8% Game: 13-15 86.7%

Officials: Nate Harris, Bill Vlnovich, David Hall  
Technical fouls: Seattle U-None. Washington-None.  
Attendance:

| Score by periods | 1st | 2nd | Total |
|------------------|-----|-----|-------|
| Seattle U        | 22  | 19  | 41    |
| Washington       | 37  | 36  | 73    |

Last FG - SU 2nd-00:33, UW 2nd-00:09.  
Largest lead - SU by 5 1st-14:15, UW by 35 2nd-01:37.  
SU led for 08:24, UW led for 28:18. Game was tied for 03:10.

Score tied - 3 times.  
Lead changed - 3 times.

## Official Basketball Box Score -- Game Totals -- Final Statistics Seattle U vs Long Beach St. 12/06/20 1:00 pm at Long Beach, CA (Walter Pyramid)

### Seattle U 75 • 3-3,0-0 WAC

| #      | Player           | Total  |        | 3-Ptr  |        | Rebounds |     | PF | TP | A  | TO | Blk | Stl | Min |
|--------|------------------|--------|--------|--------|--------|----------|-----|----|----|----|----|-----|-----|-----|
|        |                  | FG-FGA | FG-FGA | FT-FTA | FT-FTA | Off      | Def |    |    |    |    |     |     |     |
| 15     | Emeka Udenyi     | f      | 2-2    | 0-0    | 0-0    | 4        | 4   | 8  | 3  | 4  | 1  | 1   | 0   | 23  |
| 10     | Aaron Nettles    | g      | 1-5    | 1-4    | 0-1    | 0        | 0   | 0  | 3  | 3  | 2  | 1   | 0   | 29  |
| 11     | Riley Grigsby    | g      | 8-15   | 6-7    | 2-4    | 0        | 2   | 2  | 1  | 24 | 2  | 0   | 0   | 36  |
| 12     | Darrion Trammell | g      | 10-24  | 5-10   | 7-8    | 2        | 5   | 7  | 2  | 32 | 7  | 3   | 1   | 39  |
| 33     | Kobe Williamson  | g      | 2-8    | 1-5    | 2-2    | 4        | 6   | 10 | 3  | 7  | 0  | 1   | 0   | 27  |
| 00     | Rip Economou     | g      | 0-1    | 0-1    | 0-0    | 0        | 2   | 2  | 1  | 0  | 0  | 0   | 0   | 6   |
| 01     | Vas Pandza       | g      | 1-3    | 0-2    | 0-0    | 0        | 0   | 0  | 1  | 2  | 0  | 1   | 0   | 8   |
| 05     | Joe Wall         | g      | 0-3    | 0-3    | 0-0    | 0        | 0   | 0  | 0  | 0  | 0  | 1   | 0   | 4   |
| 23     | Daron Henson     | g      | 0-1    | 0-1    | 1-2    | 0        | 2   | 2  | 2  | 1  | 0  | 0   | 0   | 7   |
| 24     | Nate Robinson    | g      | 0-1    | 0-0    | 0-0    | 1        | 1   | 2  | 4  | 0  | 0  | 2   | 0   | 8   |
| 25     | Jared Pearre     | g      | 0-1    | 0-0    | 2-6    | 0        | 2   | 2  | 2  | 2  | 0  | 1   | 1   | 13  |
| Team   |                  |        |        |        |        | 0        | 1   | 1  |    |    |    |     |     |     |
| Totals |                  |        | 24-64  | 13-33  | 14-23  | 11       | 25  | 36 | 22 | 75 | 12 | 11  | 2   | 100 |

FG % 1st Half: 9-32 28.1% 2nd half: 15-32 46.9% Game: 24-64 37.5% Deadball Rebounds 3  
3FG % 1st Half: 6-17 35.3% 2nd half: 7-16 43.8% Game: 13-33 39.4%  
FT % 1st Half: 4-6 66.7% 2nd half: 10-17 58.8% Game: 14-23 60.9%

### Long Beach St. 80 • 1-1,0-0 Big West

| #      | Player             | Total  |        |        | 3-Ptr |     | Rebounds |     |     | PF | TP | A  | TO | Blk | Stl | Min |
|--------|--------------------|--------|--------|--------|-------|-----|----------|-----|-----|----|----|----|----|-----|-----|-----|
|        |                    | FG-FGA | FG-FGA | FT-FTA | Off   | Def | Off      | Def | Tot |    |    |    |    |     |     |     |
| 13     | Romelle Mansel     | f      | 3-6    | 0-0    | 0-0   | 4   | 6        | 10  | 4   | 6  | 1  | 1  | 0  | 0   | 28  |     |
| 24     | Joe Hampton        | f      | 6-11   | 0-2    | 4-7   | 1   | 4        | 5   | 4   | 16 | 1  | 3  | 1  | 1   | 26  |     |
| 01     | Michael Carter III | g      | 5-7    | 1-2    | 9-10  | 0   | 2        | 2   | 4   | 20 | 2  | 4  | 0  | 2   | 34  |     |
| 18     | Isaiah Washington  | f      | 8-17   | 1-3    | 4-5   | 2   | 6        | 8   | 3   | 21 | 7  | 0  | 0  | 0   | 36  |     |
| 31     | Chance Hunter      | g      | 5-12   | 3-6    | 1-2   | 1   | 12       | 13  | 2   | 14 | 3  | 2  | 1  | 1   | 35  |     |
| 00     | RJ Rhoden          | f      | 0-1    | 0-0    | 1-2   | 0   | 1        | 1   | 3   | 1  | 0  | 2  | 0  | 0   | 18  |     |
| 05     | Shaden Knight      | f      | 0-2    | 0-2    | 0-0   | 0   | 1        | 1   | 2   | 0  | 1  | 1  | 0  | 0   | 11  |     |
| 12     | Jadon Jones        | f      | 0-1    | 0-1    | 0-0   | 0   | 1        | 1   | 0   | 0  | 0  | 1  | 0  | 0   | 5   |     |
| 32     | Trevor Irish       | f      | 1-2    | 0-0    | 0-0   | 0   | 1        | 1   | 0   | 2  | 0  | 0  | 0  | 0   | 7   |     |
|        | Team               |        |        |        |       | 1   | 0        | 1   |     |    |    |    |    |     |     |     |
| Totals |                    |        | 28-59  | 5-16   | 19-26 | 9   | 34       | 43  | 22  | 80 | 15 | 14 | 2  | 4   | 200 |     |