



2023-24 SCHEDULE

NOV. 8	PRAIRIE VIEW A&M ^	W, 71-60
NOV. 11	MONTANA STATE ^	W, 71-68
NOV. 15	NORTHERN ARIZONA !	L, 60-62
Nov. 18	at VCU	L, 56-60
NOV. 22	IDAHO ^	W, 92-55
NOV. 26	UCSD ^	W, 79-67
Nov. 29	at Utah Valley *	L, 72-78
DEC. 2	SOUTHERN UTAH **	W, 73-63
DEC. 9	NORTHWEST ^	W, 101-46
Dec. 13	at San Francisco	L, 59-62
DEC. 17	WASHINGTON !	L, 99-100 (20T)
DEC. 20	LOUISIANA TECH ^	W, 79-73 (0T)
Dec. 30	at UTEP	W, 73-61
JAN. 4	UTAH TECH **	W, 70-53
JAN. 6	CALIFORNIA BAPTIST **	W, 48-46
Jan. 11	at UTRGV *	L, 80-81 (ot)
Jan. 13	at UT Arlington *	L, 75-80
Jan. 18	at Stephen F. Austin *	L, 84-89 (ot)
JAN. 20	GRAND CANYON **	W, 86-79
JAN. 26	UTAH VALLEY **	W, 62-61
Feb. 1	at Grand Canyon *	L, 88-95 (ot)
Feb. 3	at California Baptist *	W, 61-60
FEB. 8	ABILENE CHRISTIAN *!	W, 75-52
FEB. 10	TARLETON *	L, 77-82
Feb. 15	at Southern Utah *	W, 78-68
Feb. 17	at Utah Tech *	W, 66-65
FEB. 22	STEPHEN F. AUSTIN **	W, 69-49
FEB. 24	UTRGV **	W, 84-56
FEB. 29	UT ARLINGTON **	L, 62-82
Mar. 7	at Abilene Christian *	L, 59-64
Mar. 9	at Tarleton *	L, 66-69
Mar. 14	vs. UVU/CBU \$	6:00 PM
Mar. 15	WAC Semifinal Game \$	6:00 PM
Mar. 16	WAC Championship Game \$	8:30 PM

! HOME GAME played at Climate Pledge Arena

^ HOME GAME played at the Redhawk Center

* Western Athletic Conference game

\$ WAC Tournament game (Orleans Arena, Las Vegas)

All times listed are Pacific

All dates and times subject to change

Complete schedule info at GoSeattleU.com/MBB

GAME 32: SEATTLE U vs UVU/CBU

GAMEDAY ROUND-UP

No. 4 Seattle University Redhawks (18-13, 11-9 WAC)

vs.

No. 5 UVU (16-15, 11-9 WAC) OR No. 8 CBU (15-16, 8-12 WAC)

Thursday, March 14, 2024 • 6:00 PM PT

Orleans Arena, Las Vegas, NV

WATCH: ESPN+ (plus.espn.com) - Ben Wilson, Dave Miller, Kendra Sheehan

LIVE STATS: GoSeattleU.com

#WACVEGAS

For the 11th consecutive year, Seattle University men's basketball is in Las Vegas, Nev., for the Hercules Tires Western Athletic Conference Basketball Tournament. The Orleans Arena once again host this year's tournament, which begins Wednesday, Mar. 13. The fourth-seeded Redhawks (18-13) earned a bye into the tournament quarterfinals round on Thursday, March 14. Seattle U faces the winner of fifth-seed Utah Valley (16-15, 11-9 WAC) and eighth-seed California Baptist (15-16, 8-12 WAC), who tip off in the first round Wednesday at 6 p.m. Seattle U's tip-off on Thursday is scheduled for 6 p.m. PT on ESPN+.



QUICK HITS

- Seattle U wrapped up the regular season with a 69-66 loss at Tarleton on Saturday, March 9.
- The Redhawks wrap up the regular season with an 18-13 overall record, 11-9 in WAC play.
- The 11 WAC wins continues Seattle U's double-digit conference wins streak for a third consecutive season, and the only three seasons they have hit the marker since joining the conference in 2012-13.
- Cameron Tyson scored 15 points on March 9 at Tarleton, bringing his three-year, Seattle U career points total to 1,514. The last player to surpass the 1,500-point marker was Riley Grigsby (2019-23) who finished with 1,501. Tyson is also now 16 points away from No. 10 on Seattle U's all-time scoring list (Jawann Oldham, 1976-80, 1530).
- On the season, the Redhawks are now 5-10 in games decided by five points or less. Twelve of 13 total losses have been by seven points or less.
- Seattle U has 18 wins on the season, inching closer to a potential 20-win season for a third consecutive year. The last back-to-back-to-back 20-win seasons was 1956-57, 1957-58, 1958-59.

PROJECTED LINEUP (based on last game)

POS.	NO.	NAME	YR	HT	PPG	RPG	NOTABLES
G	0	Alex Schumacher	Sr.	6-3	13.4	3.5	Leads WAC in assists (151) & assists per game (4.9)
G	5	Cameron Tyson	RSr.	6-2	17.9	4.4	16 pts from cracking Seattle U career top-10 list
G	11	John Christofilis	RSo.	6-3	12.9	2.3	Team leader in 3pt% at 41% (54-132)
F	25	Brandton Chatfield	RJr.	6-10	9.9	5.8	Leads the team with .609 FG%
F	33	Kobe Williamson	Jr.	6-8	8.9	6.0	1st on tm in blocks (48), 2nd on tm in steals (28)

OFF THE BENCH

G	1	Vasja Pandža	Jr.	6-8	1.4	1.7	Averages 13 mins pg off the bench (31 appearances)
G	2	Paris Dawson	Jr.	6-2	5.4	3.5	Second on team w/ 70 assists
G	21	Viktor Rajković	Jr.	6-6	2.9	2.0	Averages 12 mins pg off the bench (23 appearances)
F	23	Seyi Reiley	Sr.	6-6	4.8	5.1	13 pts, 15 rebs, 3 stls at Tarleton
F	24	Malek Gomma	Fr.	6-8	1.7	1.6	Averages 7 mins pg off the bench (21 appearances)
G	30	Niko Fotopoulos	R-Fr.	6-3	1.0	0.0	First Redhawk FG (a 3-pter) vs. Northwest
G	35	Matthew Levis	Jr.	6-1	1.1	0.8	Averages 8 mins pg off the bench (17 appearances)



UNIVERSITY INFORMATION

Location: Seattle, Wash.
 Founded: 1891
 Chartered: 1898
 Enrollment: 7,268 (4,301 undergrad)
 Nickname: Redhawks
 Colors: Red and White
 Affiliation: NCAA Division I
 Conference: Western Athletic Conference
 Home Facility (capacity):
 Redhawk Center (999)
 Climate Pledge Arena (9,000)
 President: Eduardo Peñalver
 Director of Athletics: Shaney Fink
 Athletic Ticket Office: 206-398-GOSU (4678)

COACHING STAFF

Head Coach
 Chris Victor (Concordia Irvine '04)
 Third year (Seventh overall)
 Record at Seattle U: 61-33 (.649) (2+ years)
 Career Record: 164-72 (.695) (8+ years)

Assistant Coach
 Grant Leep (Washington '02) - First year

Assistant Coach
 D'Marques Tyson (Portland '18) - Third year

Assistant Coach
 Steven Shpreyregin (WSU '19) - Third year

Assistant Coach
 Colin Rardin (Pacific, '21) - First year

Director of Player Personnel
 Patrick Mulligan (Gonzaga) - Sixth year

TEAM FACTS

2022-23 Record: 20-12
 2022-23 WAC Record/Finish: 11-7/T-4th
 Letterwinners Returning/Lost: 10/5
 Starters Returning/Lost: 3/2
 Redshirts: 0
 Newcomers: 4
 2022-23 Postseason Result:
 WAC Tournament Semifinal

MEDIA CONTACT

Assoc AD for Strategic Comm/MBB Contact:
 Sarah Finney
 Office Phone: (206) 296-5915
 Cell Phone: (206) 445-2237
 Email: finneysa@seattleu.edu
 Athletic Website: www.GoSeattleU.com
 Mailing Address:
 Seattle University, 901 12th Ave., PO Box 222000,
 Seattle, WA 98122

REDHAWKS' WAC TOURNAMENT HISTORY

- Seattle U brings a 5-10 record from 10 previous WAC Tournament appearances into this year's event.
- In 2022-23, the fourth-seeded Redhawks fell 84-79 to eventual champs Grand Canyon. Cameron Tyson had 27 points and the Redhawks led in the first half but the Lopes rallied with a 55-point second half.
- In 2021-22, the Redhawks were the second seed after earning a share of the regular season title, earning a double bye into the semifinals, but ran into a surging Abilene Christian team (sixth seed) who earned a 78-76 upset win.
- In 2020-21, the fifth-seeded Redhawks opened with an 83-66 win over California Baptist in the opening round, then fell to eventual tournament champions Grand Canyon, 81-47, in the semifinals.
- The 2019-20 tournament was halted due to the COVID pandemic before the Redhawks could take to the court. Seattle U had earned the third seed.
- In 2018-19, the sixth-seed Redhawks dropped an 84-75 decision to third-seed Grand Canyon in the opening round of play.
- In 2017-18, the fourth-seed Redhawks downed fifth-seed UTRGV, 77-60, in the opening round, securing a 20-win season under then first-year Head Coach Jim Hayford. They would go on to take top-seed New Mexico State to the limit before falling, 84-79, to the eventual champs.
- In 2016-17, the fifth-seed Redhawks went 0-1 with a 65-53 loss to fourth-seed Utah Valley in the opening round.
- In 2015-16, the third-seed Redhawks topped sixth-seed UTRGV in the quarterfinals, 75-52, advancing to face eventual tournament champ CSU Bakersfield in the semifinals. The 'Runners sent SU to a 72-47 setback.
- In 2014-15, third-seed Seattle U defeated sixth-seed Chicago State, 49-45, in the first round. The next night, Isiah Umipig tied a WAC Tournament record with eight made three-pointers to lead the Redhawks over UMKC, 69-63. In the championship game, New Mexico State scored the first nine points of the game on its way to an 80-61 victory over the Redhawks.
- Entering the 2013-14 tournament as the seventh seed, the Redhawks battled second-seeded New Mexico State throughout the contest, holding a six-point lead halfway through the second half. After New Mexico State rallied back, Seattle U had a chance to send the game into overtime, but a last-second putback would not fall, giving the Aggies a 70-68 victory.
- In 2012-13, the 10th seed Redhawks lost to Texas State, 68-56, in the first round.

WAC TOURNAMENT HISTORY

Seattle U at the WAC Tournament
ALL-TIME: 5-10

- 3/9/23: #4 SU 79, #5 GCU 84 (QF)
- 3/12/22: #2 SU 76, #6 ACU 78 (SF)
- 3/12/21: #5 SU 47, #1 GCU 81 (SF)
- 3/11/21: #5 SU 83, #4 CBU 66 (QF)
- 3/14/19: #6 SU 75, #3 GCU 84 (QF)
- 3/9/18: #4 SU 79, #1 NMSU 84 (SF)
- 3/8/18: #4 SU 77, #5 UTRGV 60 (QF)
- 3/9/17: #5 SU 53, #4 UVU 65 (QF)
- 3/11/16: #3 SU 47, #2 CSUB 72 (SF)
- 3/10/16: #3 SU 75, #6 UTRGV 52 (QF)
- 3/14/15: #3 SU 61, #1 NMSU 80 (F)
- 3/13/15: #3 SU 69, #2 UMKC 63 (SF)
- 3/12/15: #3 SU 49, #6 CSU 45 (QF)
- 3/13/14: #7 SU 68, #2 NMSU 70 (QF)
- 3/12/13: #10 SU 56, #7 TXST 68 (FR)

MATCH UP HISTORY

Seattle U vs. Utah Valley
ALL-TIME: Series tied 14-14
HOME: SU leads 9-5
AWAY: UVU leads 7-6
NEUTRAL: UVU leads 1-0
LAST: SU 62, UVU 61
 at Seattle U (1/26/24)
STREAK: SU won 1

LAST 10

- 1/26/24 - **SU 62**, UVU 61 (at SU)
- 11/29/23 - SU 72, **UVU 78** (at UVU)
- 2/18/23 - SU 57, **UVU 68** (at SU)
- 1/14/23 - **SU 85**, UVU 80 (at UVU)
- 2/24/22 - SU 52, **UVU 67** (at UVU)
- 1/12/22 - **SU 71**, UVU 65 (at SU)
- 1/15/21 - SU 92, **UVU 93** (ot) (at SU)
- 2/8/20 - **SU 87**, UVU 85 (ot) (at UVU)
- 1/11/20 - **SU 83**, UVU 50 (at SU)
- 2/26/19 - SU 68, **UVU 77** (at SU)

ABOUT THE SERIES VS UTAH VALLEY

- Seattle U and Utah Valley are meeting for the 29th time, with the series tied 14-14 all-time.
- The teams have split the home-and-home regular season games each of the past three seasons, including a one-point win for the Redhawks in Seattle and a six-point UVU victory in the season's conference opener back in November in Orem.
- The teams met just once during the shortened 2020-21 season - a 93-92 overtime win for UVU in Seattle.
- The current two-game win streak for UVU is the first such streak for either side since 2019-20 season when the Redhawks swept the home-and-home, including a runaway 83-50 victory in the Redhawk Center (1/11/20) and an 87-85 overtime thriller in Orem, capped by a game-winning shot from Morgan Means.



ABOUT THE SERIES VS CALIFORNIA BAPTIST

MATCH UP HISTORY

Seattle U vs. California Baptist

ALL-TIME: SU leads 8-6

HOME: SU leads 3-2

AWAY: SU leads 4-3

NEUTRAL: Series tied 1-1

LAST: SU 62, CBU 61

at CBU (Feb. 3, 2024)

STREAK: SU won 2

LAST 10

- 2/3/24 - **SU 61**, CBU 60 (at CBU)
- 1/6/24 - **SU 48**, CBU 46 (at SU)
- 2/15/23 - **SU 63**, **CBU 84** (at CBU)
- 12/31/22 - **SU 71**, CBU 65 (at SU)
- 2/9/22 - **SU 67**, CBU 64 (at SU)
- 1/17/22 - **SU 92**, CBU 85 (ot) (at CBU)
- 3/11/21 - **SU 83**, CBU 66 (at LV)
- 3/6/21 - **SU 76**, **CBU 79** (at CBU)
- 3/5/21 - **SU 80**, CBU 79 (at CBU)
- 2/29/20 - **SU 87**, **CBU 88** (ot) (at CBU)

- This marks the 15th all-time meeting between Seattle U and California Baptist with the Redhawks holding a slim 8-6 all-time advantage.
- The Redhawks have won six of the last seven meetings.
- Both games this season were won at the buzzer. In Seattle, Alex Schumacher scored the game-winning putback. In Riverside it was Kobe Williamson who came up with the game-tying putback and added the go-ahead and-1 free throw.
- Outside of one blowout win for each side, nine of the last 11 meetings have been within seven points, including six one-possession decisions.

ALL-WAC HONORS

- Cameron Tyson was named to the five-member, First Team All-WAC while Alex Schumacher picked up Second Team All-WAC honors.
- This marked the third straight season that Tyson has earned postseason honors. He was named to the Second Team All-WAC and All-Newcomer Team in 2021-22 and was a

First Team All-WAC selection in 2022-23.

- This season, Tyson ranked second among all WAC players in scoring across the entirety of the season at 17.0 ppg. He is one of nine players to record a 30-point game, and one of just three to reach the mark multiple times.
- He led the league in three-point field goals made (91) and threes per game (3.25). Those marks also rank 30th and 12th nationally. This season Tyson became Seattle U's all-time leader in three pointers and just the second person to don a Seattle U jersey to surpass 2,000 career points. He enters the postseason just 16 points away from cracking the program's top-10 scoring list.
- Schumacher wraps up his collegiate career with his first All-WAC honors. He led the league all season long in total assists (151) and assists per game (4.9), while also averaging 13.4 ppg. He scored in double figures 21 times, including seven 20+ point games, while dishing six or more assists on 14 occasions.
- Schumacher's 151 assists to date this season ranks No. 9 in Seattle U's single-season record book. He led the Redhawks with 112 made free throws while shooting them at a 75.7% clip. He also added a team-high 40 steals on the season.

SEATTLE STORYLINES

- While a portion of his points came at other institutions (Idaho and Houston), Cameron Tyson has become just the second player ever to don a Seattle University jersey and have over 2,000 career points. Seattle U's all-time leading scorer is Johnny O'Brien (1950-53) with 2,733 career points. Tyson sits at 2,063 and counting.
- On the offensive end, Seattle U is shooting 44.3% from the field on the season, their highest season total since the first year of the program's modern DI history in 2008-09 when they finished the season having shot at a 45.2% clip.
- Kobe Williamson has scored a pair of game-winning baskets on the season, including a putback, and-1 layup and free throw at California Baptist on Feb. 3 and a putback dunk on Feb. 17 at Utah Tech.

- Williamson has also turned in career-best numbers all season long. The 6-8 forward is averaging 8.9 points and 6.0 rebounds while shooting 45% FGs and 77% FTs. These are career-highs for the fourth-year junior (due to COVID) who averaged 4.2 points and 3.9 rebounds while shooting 37% FGs last season.
- The Redhawks lead the WAC and are among the top teams in the nation in three-point percentage defense, holding teams to 29.8% from beyond the arc.
- Alex Schumacher scored his 1,500th career point at SFA on Jan. 18 as part of a 24-point effort. His 12th point of the night hit the milestone marker. Schumacher joins Cameron Tyson to give Seattle U a pair of players who have over 1,500 career points.
- The Redhawks are 7-0 on the season when keeping opponents under 60 points.
- The overtime finish at Grand Canyon on Feb. 1 was the Redhawks' fifth game to go extra time this season. They are 1-4 in OT games this season and 2-4 all-time under Head Coach Chris Victor.
- The 20-point loss to UT Arlington on Feb. 29 was an anomaly this season as no previous game had been lost by more than seven points. Nine of the season's 12 losses have been by five or less points.

WINNING AT THE NET

Seattle U has a pair of wins over teams ranked in the top-70 of the NCAA NET at the time of the game. The Redhawks took down No. 66-ranked Louisiana Tech on Dec. 20, 79-73, the toppled No. 41 Grand Canyon on Jan. 20. At the time of each game, the opponent represented the Redhawks' highest NET win of the season. Seattle U is ranked No. 127 in games played through March 11.

MILESTONE MARCH - POINTS

A pair of Redhawks are racking up points and closing in on significant milestone markers.

- Cameron Tyson scored 15 points in the Redhawks last game, bringing his Seattle U total to 1,514 in three seasons. The last Seattle U player to reach the marker was Riley Grigsby (2019-23) who finished with 1,501.
- Tyson could now crack the Seattle U top-10 list in scoring. He is 16 points away from No. 10 Jawann Oldham (1976-80, 1530).
- Tyson surpassed the 2,000 point marker for his career on Feb. 24 vs. UTRGV. Following a 15-point effort in the Redhawks' last game, his collegiate career total to 2,063.
- Alex Schumacher scored 24 points at SFA on Jan. 18, hitting the 1,500 career-point mark with his 12th point of the night. He now sits at 1,679 and counting.

MILESTONE MARCH - REBOUNDS

A trio of Redhawks have been closing in on 500 rebounds for their career:

- Cameron Tyson checks in with 495 career rebounds, needing five more to hit 500.
- Alex Schumacher collected seven rebounds on Feb. 22 versus Stephen F. Austin, surpassing 500 career rebounds. He now has 510 for his career.

SEATTLE U RECORD BOOK

CAREER POINTS

1. Johnny O'Brien (1950-53) - 2,733
2. John King (1987-91) - 1,899
3. Ed Miles (1960-63) - 1,874
4. Clint Richardson (1975-79) - 1,823
5. Elgin Baylor (1956-68) - 1,803
6. Frank Oleynick (1972-75) - 1,696
7. Andre Lang (1991-95) - 1,642
8. Dick Stricklin (1954-57) - 1,595
9. Tom Little (1967-70) - 1,585
10. Jawann Oldham (1976-80) - 1,530
- ... Cameron Tyson (2022-24) - 1,514

CAREER THREES

1. Cameron Tyson (2022-24) - 293
2. Aaron Waite (1988-92) - 239
3. Isiah Umipig (2013-15) - 229

CAREER BLOCKS

1. Kobe Williamson (2020-24) - 142
2. Aaron Menzies (2015-18) - 109
3. Josh McMillion (1993-95) - 95
4. Brandton Chatfield (2022-24) - 91



• Kobe Williamson hauled in 11 rebounds on Jan. 26 versus Utah Valley, surpassing 500 career rebounds. He now has 578 for his career.

ATOP THE WAC

In games played through March 11, the Redhawks lead the WAC in two team statistical categories and five individual categories.

- 3pt% Defense - 29.8% (also No. 12 in the nation)
- Defensive Rebounds - 26.94 per game (also No. 54 in the nation)
- Assists - Alex Schumacher, 151 (also No. 58 in the nation)
- Assists per game - Alex Schumacher, 4.9 (also No. 58 in the nation)
- 3pt% - Cameron Tyson, 37.9 (also No. 58 in the nation)
- 3pt per game - Cameron Tyson, 3.25 (also No. 11 in the nation)
- 3pt made - Cameron Tyson, 91 (also No. 30 in the nation)

NCAA ACTIVE CAREER LEADERS

- Cameron Tyson is one of three active players across the nation to have over 400 three-pointers for their career. His collegiate career total of 434 three pointers in 140 games played ranks third among all active Division I players (and third among players across all three divisions). He trails Texas' Max Abmas (506, 154 games) and Marshall's Kamdyn Curfman (464, 155 games).
- Tyson also ranks No. 24 (in games through March 11) among active NCAA DI players in career points with 2,063.

RECORD BREAKERS

- Cameron Tyson drained four threes on Dec. 20 versus Louisiana Tech to bring his Seattle U career total to 241. His third three of the night pushed him past former record-holder Aaron Waite (1988-92).
- Kobe Williamson tallied the 110th block of his career against Northwest on Dec. 9, moving him past previous Seattle U record-holder Aaron Menzies (2015-18) to become the outright record holder.
- Brandon Chatfield is working his way up the Seattle U career blocks top-10 list as well, checking in at No. 4 with 91.

CHRISTOFILIS EARNS FIRST WAC WEEKLY HONOR

John Christofilis was named TicketSmarter WAC Newcomer of the Week for the game week ending on Sunday, Feb. 18. The Creighton transfer and Seattle native averaged 18 points per game as Seattle U earned two big road wins in Utah to maintain pace in third place in the WAC standings. Christofilis connected on 14-29 FGs (48.3%), including 7-15 (46.7%) from

three in the wins at Southern Utah and Utah Tech. On Thursday, he poured in a game-high 25 points on 10 FGs, including five threes, to go along with a pair of rebounds as the Redhawks won, 73-63. On Saturday in St. George, he scored all 11 of his points in the first half as the Redhawks rallied from 14 down to eventually hit the game-winning shot with one second remaining in a thrilling 66-65 final.

TYSON NAMED WAC PLAYER OF THE WEEK

Following a record-setting performance in the Redhawks' final game before the holiday break, Cameron Tyson was named TicketSmarter WAC Player of the Week for the game week ending on Sunday, Dec. 24. This marks Tyson's first such honor this season and the third of his career. Tyson poured in a season-high 33 points and added eight rebounds to lead Seattle U to its highest NET-ranked win of the season, a 79-73 overtime victory over Louisiana Tech on Dec. 20 in Seattle. Along the way, Tyson made personal history

as his third three pointer of the night eclipsed Seattle U's previous career record of 239, held by Aaron Waite (1988-92), who was in attendance to witness the moment firsthand. Tyson finished the night with four three pointers (241 for his two-plus year career as a Redhawk). He also went a perfect 13-for-13 from the free throw line and scored the Redhawks final points of each period.

REDHAWK ROUNDUP

- The Redhawks held Utah Tech to 46 points on Jan. 6, marking the 12th time this season their opponent has scored under 70 and the fewest points allowed to a DI opponent this year.
- The 48 points scored by the Redhawks against Utah Tech is the fewest points scored in a win since March 12, 2015 when Seattle U beat Chicago State, 49-45.
- In Seattle U's modern-day DI era, 48 is the fewest points that the program has scored and won. The only other modern-day DI era win came on Jan. 1, 2009

2023-24 NUMERICAL ROSTER

NO.	NAME	POS	HT	WT	YR	HOMETOWN/PREVIOUS SCHOOL
0	Alex Schumacher	G	6-3	185	Sr.	Vancouver, Wash./Skyview HS/Saint Martin's
1	Vasja Pandža	G	6-8	210	Jr.	Leeds, England/The Hotchkiss School (CT)
2	Paris Dawson	G	6-2	170	Jr.	Carson, Calif./Centennial HS/Portland State
5	Cameron Tyson	G	6-3	190	R-Sr.	Bothell, Wash./Bothell HS/Idaho/Houston
10	Jazel Brown	G	6-1	185	Fr.	Seattle, Wash./Garfield HS
11	John Christofilis	G	6-3	195	R-So.	Seattle, Wash./O'Dea HS/Creighton
15	Will Heimbrodt	F	6-7	220	Fr.	San Anselmo, Calif./Archie Williams HS/Southern California Academy
21	Viktor Rajković	F	6-6	220	Jr.	Mill Valley, Calif./The Branson School/Golden State Prep
23	Seyi Reiley	F	6-6	205	Sr.	Negril, Jamaica/De La Salle North Catholic HS/City College of San Francisco
24	Malek Gomma	F	6-8	225	Fr.	Seattle, Wash./Ingraham HS/Elite Prep
25	Brandon Chatfield	F	6-10	240	R-Jr.	Orofino, Idaho/Clarkston HS/Washington State
30	Niko Fotopoulos	G	6-3	175	R-Fr.	Seattle, Wash./Bishop Blanchete HS/St. Thomas More School/Chaminade
33	Kobe Williamson	F	6-8	225	Jr.	Melbourne, Australia/Haileybury College
35	Matthew Levis	G	6-1	175	Jr.	Portland, Ore./Jesuit HS

COACHING STAFF

- Head Coach: Chris Victor (Concordia Irvine '04) – Third year (Seventh overall)
- Assistant Coach: Grant Leep (Washington '02) – First year
- Assistant Coach: D'Marques Tyson (Portland '18) – Third year
- Assistant Coach: Steven Shpreyregin (Washington State, '18) – Third year
- Assistant Coach: Colin Rardin (Pacific '21) – First year
- Director of Player Personnel: Patrick Mulligan (Gonzaga) – Sixth year
- Video Coordinator: Thomas Moore – Second season

PRONUNCIATION GUIDE

- #0 Alex Schumacher: Shoe-mah-ker
- #1 Vasja Pandža: Vah-ss-ee-ah Pawn-jah
- #10 Jazel Brown: Jay-zell
- #11 John Christofilis: Chris-toph-ill-iss
- #15 Will Heimbrodt: High-mmh-brodt
- #21 Viktor Rajkovic: Viktor Rye-koh-vich
- #23 Seyi Reiley: Shay Riley
- #25 Brandon Chatfield: Brant-on
- #30 Niko Fotopoulos: Pho-top-oh-los
- #35 Matthew Levis: Lev (like level) -iss (like hiss)
- D'Marques Tyson: Deh-marcus
- Steven Shpreyregin: Spray-ray-gun



when the Redhawks beat LMU, 49-39, at KeyArena. Previous to 2009, the feat had not been achieved since 1984.

- The win over LaTech on Dec. 20 was Victor's 50th at the helm of the Redhawk program.
- Tyson's third three against LaTech was his 240th as a Redhawk, eclipsing the SU all-time record of 239, held by Aaron Waite (1988-92), who was in attendance at the game.
- The 46 points allowed to Northwest on Dec. 13 was the least points allowed by a Redhawk squad since holding Pacific Lutheran to 40 in an 89-40 win on Nov. 23, 2021.
- The 55-point win over Northwest on Dec. 13 was the largest margin of victory since Nov. 12, 2017 when the Redhawks beat Puget Sound, 121-70.
- The 92-point outing against Idaho on Nov. 22 was the most points scored by a Seattle U team since Jan. 17, 2022 when the Redhawks beat California Baptist, 92-85, in overtime.
- The Redhawks shot a blistering 61.8% from the field in the win over Idaho on Nov. 22, marking the first time Seattle U had shot better than 60% since Feb. 15, 2018 versus UTRGV.
- Seattle U earned its fifth consecutive season-opening win with a 71-60 victory over Prairie View A&M on Wednesday. This is just the third time in the last seven seasons that Seattle U had opened the season at home.
- Seattle native John Christofilis had a then-career and game-high 18 points in his Redhawk debut. The redshirt sophomore from Creighton had not played in a collegiate game since the 2021-22 season when he averaged 3.9 mins in 13 appearances for the Bluejays.
- Williamson and Brandon Chatfield had five blocks apiece against PVAM, a career-high for both big men. It also marked the first time a Redhawk had recorded five blocks in a game since Myles Carter turned away seven shots on Nov. 28, 2018 versus Northwest.
- The Redhawk roster features six players from the state of Washington, including four who call the city of Seattle home. All four Seattleites are new to the squad this year, including John Christofilis (O'Dea HS/Creighton) and Malek Gomma (Ingraham HS/Elite Prep), Jazel Brown (Garfield HS) and Niko Fotopoulos (Bishop Blanchete HS/St. Thomas More School).
- Seattle U's coaching staff also features numerous local ties as assistant coaches Grant Leep, D'Marques Tyson and Steven Shpreyregin all hail from the state of Washington.
- Seattle U is coming off of a 20-12 overall record in 2022-23 and a 23-9 mark in 2021-22. The back-to-back 20-win seasons were the first for the program since 1963-64. Three straight 20-win seasons has not taken place since 1957-59.
- The Redhawks' 2022 Western Athletic Conference

regular season title was the first DI conference title for the program and just the second overall conference title (Seattle U won the 2006-07 DII Great Northwest Athletic Conference crown).

HOME COURT ADVANTAGE

Seattle U has gone 42-8 (.840) on its home court during the past three seasons under Head Coach Chris Victor. That record includes a 32-4 (.889) mark at the Redhawk Center, including 12-2 in 2023-24, and a 12-4 mark in 16 games played at Climate Pledge Arena.

PRESEASON HONORS

Cameron Tyson was named to the Preseason All-Western Athletic Conference Team for a second consecutive year. Tyson was selected to the five-member team as voted on by the league's 11 head coaches.

One of the most prolific scorers in the nation last season, Tyson returns to the Redhawk lineup for his final collegiate season. The Bothell, Wash., native averaged 18.6 ppg in 2022-23, good for second in the WAC and 53rd in the nation. He drained 97 threes, which was 23rd most nationally, and his 3.23 threes per game was good for 11th nationally.

Tyson earned Second Team All-WAC and WAC All-Newcomer Team honors in 2021-22, his first season at Seattle U. This marks his second consecutive Preseason All-WAC honor after earning the nod in 2022-23. He concluded last season as a First Team All-WAC honoree and NABC First Team All-District selection.

WAC PRESEASON POLLS

Seattle U was selected third in the 2023-24 Western Athletic Conference Preseason Coaches Poll. The Redhawks are coming off a 2022-23 season that saw them finish 20-12 overall and 11-7 in WAC play, good for a tie for fourth in the regular season standings. The 20-win season was the second straight for the program, marking the first back-to-back years of hitting the mark since 1963-64.

Seattle U's third-place pick came with 86 points. Reigning WAC Tournament champion Grand Canyon earned nine first-place votes and 99 points to be named the preseason favorite. Stephen F. Austin picked up two first-place votes and 87 points to edge the Redhawks for second place. 2022-23 WAC regular season champion Utah Valley was picked fourth with 61 points.

FOLLOW THE REDHAWKS

HOW TO WATCH: Unless otherwise noted, all men's basketball home games will be video streamed on ESPN+. Additional broadcast details, and specific information regarding road games, can be found on the team schedule page at GoSeattleU.com/MBB.

SOCIAL MEDIA: In addition to game broadcasts and coverage on GoSeattleU.com, fans are encouraged to follow and engage with the Redhawks on social media. The Redhawks can be found on Twitter, Instagram by searching @seattleumbb and on Facebook at facebook.com/seattleumbb.

DOWNLOAD THE GOSEATTLEU APP: Stay connected to your favorite teams with GoSeattleU, the official mobile app of Seattle U Athletics. Featuring real-time news alerts, schedules, exclusive multimedia content, gameday details and more, the new GoSeattleU app is free and compatible with both mobile and tablet iOS and Android devices. Through the app, Redhawk fans enjoy a personalized mobile experience with the ability to receive breaking news and score notifications for the teams they follow, shop for official Seattle U merchandise, donate, manage tickets and more. To download the app to your smartphone or tablet, visit the App Store or Google Play and search for "Seattle U Athletics."



D'VONNE PICKETT, JR. ENDOWMENT ESTABLISHED

For many years the Seattle University Project Center has partnered students with local Black and minority-owned businesses, providing solutions for complex, real issues facing businesses today. Over the last several years, Computer Science & Engineering (CSE) students have been deeply engaged in project-based work with D'Vonne and KeAnna Pickett's business, the Postman. Establishing this endowment will ensure that the Project Center can continue to offer annual STEM - Science, Technology, Engineering, and Mathematics - projects to local Black and minority-owned businesses, supporting critical collaboration and learning between business and students. Please help us honor D'Vonne and KeAnna's commitment to innovation and community through this endowment.

We are seeking gifts to anchor this fundraising effort. Seattle University accepts gifts of all kinds - stocks, gifts from donor advised funds, cash, other assets. We encourage corporate matching gifts when available. Many businesses will provide double-or triple-match periods for their employees during the year- this is an excellent way to provide the critical support needed to establish a permanent endowment in D'Vonne's name.

More info at GoSeattleU.com/dvonnepickett



INSIDE THE NUMBERS

2023-24 Record	18-13
Non-Conference	7-4
WAC	11-9
Home	14-4
Away	4-8
Neutral	0-0
In overtime	0-0

Current Streak	L3
Last win	2/24/24 vs. UTRGV (84-56)
Last loss	3/9/24 at Tarleton (66-69)
Current Home Streak	L1
Last win	2/24/24 vs. UTRGV (84-56)
Last loss	2/29/24 vs. UT Arlington (62-82)
Current Road Streak	L2
Last win	2/17/24 at Utah Tech (66-65)
Last loss	3/9/24 at Tarleton (66-69)
Current Neutral Streak	L1
Last win ...	12/25/22 vs. George Wash. (85-67)
Last loss	3/9/23 vs. Grand Canyon (79-84)

Records When...	
November	4-3
December	4-2
January	4-3
February	6-3
March	0-2

Monday	0-0
Tuesday	0-0
Wednesday	3-3
Thursday	4-4
Friday	1-0
Saturday	9-5
Sunday	1-1

Leading at halftime	15-5
Trailing at halftime	3-7
Tied at halftime	0-1

Scoring less than 60	1-2
Scoring between 60-69	3-3
Scoring between 70-79	9-2
Scoring between 80-89	1-4
Scoring 90 or more	2-1

Allowing less than 60	7-0
Allowing between 60-69	9-5
Allowing between 70-79	2-1
Allowing between 80-89	0-5
Allowing 90 or more	0-2

Shooting below 30%	0-0
Shooting between 30-39.9%	5-5
Shooting between 40-44.9%	3-2
Shooting between 45-49.9%	4-5
Shooting between 50-54.9%	4-1
Shooting 55% or above	2-0

Opponent shooting below 30%	2-0
Opponent shooting between 30-39.9%	10-1
Opponent shooting between 40-44.9%	3-4
Opponent shooting between 45-49.9%	3-4
Opponent shooting between 50-54.9%	0-4
Opponent shooting 55% or above	0-0

More or same rebounds than opponent	15-9
Fewer rebounds than opponent	3-4

Game decided by 1-5 Points	5-10
Game decided by 6-10 Points	4-2
Game decided by 11-15 Points	4-0
Game decided by 16-20 Points	1-1
Game decided by 21+ Points	4-0

SU has 0 players in double figures	0-0
SU has 1 players in double figures	0-2
SU has 2 players in double figures	7-2
SU has 3 players in double figures	8-4
SU has 4 players in double figures	4-4
SU has 5+ players in double figures	1-1

Wearing Black Jerseys	1-6
Wearing Grey Jerseys	0-0
Wearing Red Jerseys	3-3
Wearing White Jerseys	14-4



THE LAST TIME SEATTLE U...

Won at home... 2/20/24 vs. Stephen F. Austin, 69-49
Lost at home... 2/29/24 vs. UT Arlington, 62-82
Won on the road... 2/17/24 at Utah Tech, 66-65
Lost on the road... 3/9/24 at Tarleton, 66-69
Won at a neutral site... 12/25/22 vs. George Washington, 85-67 (Honolulu, HI)
Lost at a neutral site... 3/9/23 vs. Grand Canyon, 84-79 (Las Vegas, NV)
Won five+ consecutive games... 8 in 2022-23 (12/25/22-1/21/23)
Won 10+ consecutive games... 10 in 2008-09 (1/13/09 - 2/27/09)
Won 20+ consecutive games... 26 in 1953-54
Lost five+ consecutive games... 5 in 2018-19 (1/13/19 - 1/19/19)
Scored less than 50 points... 1/6/24 vs. California Baptist, 48-46
Scored 80-89 points... 2/1/24 at Grand Canyon, 88-95 (ot)
Scored 90-99 points... 12/17/23 vs. Washington, 99-100
Scored 100+ points... 12/9/23 vs. Northwest, 101-46
Won an overtime game... 12/20/22 vs. Louisiana Tech, 79-73 (ot)
Lost an overtime game... 1/18/24 at SFA, 84-89 (ot)
Defeated a nationally-ranked team... 1/12/74 vs. No. 16 UNLV, 82-64
Lost to a nationally-ranked team... 12/17/19 at No. 22 Washington, 59-81
Hosted a nationally-ranked team... 12/21/11 vs. No. 24 Virginia (L, 77-83)
Shot under 30% FG... 1/26/23 at Sam Houston, 18.0% (9-50)
Shot 30-39.9% FG... 3/9/24 at Tarleton, 38.8% (26-67)
Shot 40-49.9% FG... 3/7/24 at Abilene Christian, 47.9% (23-48)
Shot 50-59.9% FG... 2/20/24 vs. Stephen F. Austin, 53.1% (26-49)
Shot 60+% FG... 11/22/23 vs. Idaho, 61.8% (34-55)
Had 50+ rebounds... 2/8/24 vs. Abilene Christian, 51
Made 10+ 3-Pointers... 2/15/24 at Southern Utah, 11

THE LAST TIME A SEATTLE U PLAYER...

Scored 25-29 points... 2/20/24, Cameron Tyson vs. Stephen F. Austin, 27
Scored 30-39 points... 2/29/24, Cameron Tyson vs. UT Arlington, 32
Scored 40-59 points... 11/28/09, Charles Garcia vs. Wofford, 41
Scored 60+ points... 1/30/58, Elgin Baylor vs. Portland, 60
Made 10+ field goals... 2/15/24, John Christofilis at Southern Utah, 10
Made 5+ 3-pointers... 3/9/24, Cameron Tyson at Tarleton, 5
Had 10-15 rebounds... 3/9/24, Seyi Reiley at Tarleton, 15
Had 16-19 rebounds... 1/6/18, Aaron Menzies vs. Chicago State, 19
Had 20+ rebounds... 2/15/97, Roger Hammond at Northwest College, 24
Had a double-double... 3/9/24, Seyi Reiley at Tarleton (13p, 15r)
Had a triple-double... 12/22/21, Emeka Udenyi vs. Northwest (11p, 12r, 10a)
Led team in pts. & rbs... 2/17/24, Cameron Tyson at Utah Tech (16p, 13r)
Shot 100% FG (min. 5)... 11/7/22, Emeka Udenyi at UC San Diego (5-5)
Shot 100% FT (min. 10)... 12/20/23, Cameron Tyson vs. Louisiana Tech (13-13)
Had 10+ assists... 11/22/23, Alex Schumacher vs. Idaho, 11
Had 5+ steals... 12/12/21, Darrion Trammell vs. UC San Diego, 6
Had 5+ blocks... 11/8/23, Kobe Williamson vs. Prairie View A&M, 5
... 11/8/23, Brandon Chatfield vs. Prairie View A&M, 5

STATISTICAL NOTEABLES

30-plus Points
33... Cameron Tyson vs. Louisiana Tech, 12/20/23
32... John Christofilis vs. Utah Tech, 1/4/24
32... Cameron Tyson vs. UT Arlington, 2/29/24

20-plus Points
28... Kobe Williamson vs. Idaho, 11/22/23
28... Cameron Tyson vs. UC San Diego, 11/26/23
27... Cameron Tyson vs. Stephen F. Austin, 2/20/24
25... Cameron Tyson at UTEP, 12/30/23
25... Alex Schumacher at UTRGV, 1/11/25
25... Cameron Tyson vs. Grand Canyon, 1/20/24
25... John Christofilis at Southern Utah, 2/15/24
24... Alex Schumacher vs. Northern Arizona, 11/25/23
24... Alex Schumacher at SFA, 1/18/24
23... Cameron Tyson at Utah Valley, 11/29/23
23... Alex Schumacher vs. Tarleton, 2/10/24
22... Cameron Tyson vs. Southern Utah, 12/2/23
22... Cameron Tyson at San Francisco, 12/9/23
22... John Christofilis at UT Arlington, 1/13/24
21... Alex Schumacher at UT Arlington, 1/13/24
20... Alex Schumacher vs. Washington, 12/17/23
20... Cameron Tyson at Grand Canyon, 2/1/24

15-plus Rebounds

5-plus Assists
11... Alex Schumacher vs. Idaho, 11/22/23
9... Alex Schumacher vs. Montana State, 11/11/23
8... Alex Schumacher vs. Southern Utah, 12/2/23
8... Alex Schumacher vs. Washington, 12/17/23
8... Alex Schumacher at UT Arlington, 1/13/24
8... Alex Schumacher vs. Stephen F. Austin, 2/20/24
7... Alex Schumacher at Utah Valley, 11/29/23
7... Alex Schumacher at SFA, 1/18/24
6... Vasja Pandza vs. UC San Diego, 11/26/23
6... Alex Schumacher at UTRGV, 1/11/24
6... Alex Schumacher vs. Grand Canyon, 1/20/24
6... Alex Schumacher vs. Tarleton, 2/10/24
6... Alex Schumacher at Abilene Christian, 3/7/24
6... Alex Schumacher at Tarleton, 3/9/24
5... Paris Dawson vs. California Baptist, 1/6/24
5... Alex Schumacher at Grand Canyon, 2/1/24
5... Paris Dawson at Grand Canyon, 2/1/24

5-plus Steals

5-plus Blocks
5... Kobe Williamson vs. Prairie View A&M, 11/8/23
5... Brandon Chatfield vs. Prairie View A&M, 11/8/23

DOUBLE-DOUBLES

17p, 10r... Brandon Chatfield vs. Washington, 12/27/23
16p, 12r... Brandon Chatfield at SFA, 1/18/24
12p, 10r... Brandon Chatfield vs. Utah Valley, 1/26/24
11p, 10r... Kobe Williamson at Grand Canyon, 2/1/24
16p, 13r... Cameron Tyson at Utah Tech, 2/17/24
13p, 15r... Seyi Reiley at Tarleton, 3/9/24



HEAD COACH CHRIS VICTOR



Amidst guiding Seattle University men's basketball through a historically successful season, Chris Victor was named the Redhawks' head coach, Director of Athletics Shaney Fink announced on March 1, 2022. Victor, who has served as interim head coach during the 2021-22 season, is the 18th head coach in Seattle University history.

Taking the helm of the program as interim head coach days before the 2021-22 season began, Victor led the Redhawks to their first ever Western Athletic Conference regular season title and a 23-9 overall record. The run through the 2021-22 season included a 9-4 non-conference record, 17-2 home record and a nine-game win streak that included an 8-0 start to WAC play for the first time in 10 years competing in the league. Victor's Redhawks took just 26 games to reach 20 wins, marking the 15th 20-win season in program history. The 23-win marker was last achieved in 1957-58 and is the most wins by a Seattle U coach in their first season.

Victor was named Don Haskins WAC Coach of the Year and District 6 Coach of the Year following the 2021-22 season. He was also named a finalist for the 2022 Joe B. Hall and Hugh Durman Coach of the Year awards. The Joe B. Hall award is presented annually to the top first-year coach in Division I college basketball. The Hugh Durham award, is presented annually to the top Division I mid-major coach in college basketball.

The 2022-23 season brought continued success as Victor's Redhawks notched the 20-win marker for a second consecutive season, marking the first back-to-back 20-win seasons since 1963-64. Along the way, the program earned its first appearance in a Division I national poll since the 1964-65 season, receiving votes in the Jan. 23 USA Today Sports Men's Basketball Coaches Poll, while also earning the highest NET ranking in the ranking system's history, coming in at No. 61 to start the year.

Victor served four seasons as an associate head coach at Seattle U beginning in 2017-18 when the Redhawks finished 20-14 overall, 16-3 on their home court, 8-6 in WAC play and earned a berth in the Collegiate Basketball Invitational (CBI). Seattle U returned to the postseason in 2018-19, competing in the CollegeInsider.com Postseason Tournament (CIT). The Redhawks combined for 26 wins over the shortened 2019-20 and 2020-21 seasons.

Prior to Seattle U, Victor served as an assistant coach at Eastern Washington for two seasons. His first season on the Eagle coaching staff was punctuated by Eastern's first-ever victory in a national postseason tournament as a member of NCAA Division I when the Eagles beat Pepperdine, 79-72, in the College Basketball Invitational. The Eagles went 22-12 and returned to the CBI in 2016-17.

Victor's first head coaching position was at Citrus College in Glendora, Calif., where he led the Owls of the Western State Conference and California Community College Athletic Association to 103 victories over five seasons. He won 73 percent of his games overall (103-39) and 73 percent in league play (44-16) with a pair of CCCAA Final Four appearances and one league title.

Victor spent four seasons as a top assistant at Concordia University in Irvine, Calif., under Head Coach Ken Ammann. In that span, Concordia went 118-23, won three out of four Golden State Athletic Conference Championships and made four-straight appearances in the NAIA National Tournament, including appearing in the national title game in 2006-07.

Prior to his coaching career, Victor was a decorated player at Concordia, playing a key role in helping the Eagles advance to the NAIA championship game in both 2003 and 2004. In the 2003 title game, Victor scored a season-high 26 points and dished out nine assists as he helped lead Concordia to its first national championship in program history. Victor helped his school to a 90-21 record, and is ranked in the top 10 all-time in points and 3-pointers, and is third all-time in assists and steals for Concordia.

He received his bachelor of arts degree in 2004 as a business marketing major with a mathematics minor. He earned his master's degree from Concordia in 2010 in coaching and athletic administration. Victor and his wife, Sara, have one son, Leo, and one daughter, Isabella.

COACH VICTOR'S YEAR-BY-YEAR RESULTS


YEAR	SCHOOL	OVERALL	PCT	CONFERENCE
2009-10	Citrus College	29-3	.906	12-0
2010-11	Citrus College	27-6	.818	9-3
2011-12	Citrus College	28-2	.933	12-0
2012-13	Citrus College	16-11	.593	6-4
2013-14	Citrus College	16-9	.640	8-4
2014-15	Citrus College	16-11	.593	9-5
<i>Totals at Citrus College (6 seasons)</i>		<i>103-39</i>	<i>.725</i>	<i>56-16</i>
2021-22	Seattle U	23-9	.719	14-4
2022-23	Seattle U	20-12	.625	11-7
2023-24	Seattle U	18-13	.581	11-9
<i>Totals at Seattle U (3 seasons)</i>		<i>61-33</i>	<i>.649</i>	<i>36-20</i>
Total as Head Coach (9 seasons)		164-73	.692	92-36



BROADCAST ROSTER




ALEX SCHUMACHER
6-3 • 185 • G • SR



VASJA PANDŽA
6-8 • 210 • G • JR



PARIS DAWSON
6-2 • 170 • G • JR



CAMERON TYSON
6-3 • 190 • G • R-SR



JAZEL BROWN
6-1 • 185 • G • FR



JOHN CHRISTOFILIS
6-3 • 195 • G • R-SO



WILL HEIMBRODT
6-7 • 220 • F • FR



VIKTOR RAJKOVIĆ
6-6 • 220 • F • JR



SEYI REILEY
6-6 • 205 • F • SR



MALEK GOMMA
6-8 • 225 • F • FR




BRANDTON CHATFIELD
6-10 • 240 • F • R-JR



NIKO FOTOPOULOS
6-3 • 175 • G • R-FR



KOBE WILLIAMSON
6-8 • 225 • F • JR



MATTHEW LEVIS
6-1 • 175 • G • JR




CHRIS VICTOR
HEAD COACH



GRANT LEEP
ASSISTANT COACH



D'MARQUES TYSON
ASSISTANT COACH




STEVEN SHPREYREGIN
ASSISTANT COACH



COLIN RARDIN
ASSISTANT COACH



PATRICK MULLIGAN
DIR. OF PLAYER PERSONNEL



THOMAS MOORE
VIDEO COORDINATOR



Scan for more info on
Seattle U Men's Basketball



2023-24 Seattle U Men's Basketball Combined Team Statistics All games

Game Records

Table with 5 columns: Record, Overall, Home, Away, Neutral. Rows include ALL GAMES, CONFERENCE, and NON-CONFERENCE.

Score by Periods

Table with 5 columns: Team, 1st, 2nd, OT, TOT. Rows include Seattle U and Opponents.

Team Box Score

Large table with 20 columns: No., Player, GP-GS, MIN, AVG, FG-FGA, FG%, 3FG-3FGA, 3FG%, FT-FTA, FT%, OFF, DEF, TOT, AVG, PF, DQ, A, TO, BLK, STL, PTS, AVG. Includes individual player stats and team totals.

Team Statistics

Table with 3 columns: SU, OPP. Rows include Scoring, Field goals-att, 3 point fg-att, Free throws-att, Rebounds, Assists, Turnovers, Steals, Blocks, Winning streak, and Attendance.

Team Results

Table with 6 columns: Date, Opponent, Score, Att. Lists game dates, opponents, scores, and attendance.



2023-24 Seattle U Men's Basketball
Combined Team Statistics
In Conference games

Game Records

Record	Overall	Home	Away	Neutral
ALL GAMES	11-9	8-2	3-7	0-0
CONFERENCE	11-9	8-2	3-7	0-0
NON-CONFERENCE	0-0	0-0	0-0	0-0

Score by Periods

Team	1st	2nd	OT	TOT
Seattle U	667	740	28	1435
Opponents	685	646	41	1372

Team Box Score

No.	Player	Total			3-Point			F-Throw		Rebounds				Other								
		GP-GS	MIN	AVG	FG-FGA	FG%	3FG-3FGA	3FG%	FT-FTA	FT%	OFF	DEF	TOT	AVG	PF	DQ	A	TO	BLK	STL	PTS	AVG
5	TYSON, Cameron	18-18	575:01	31.9	101-255	.396	55-155	.355	51-58	.879	9	65	74	4.1	43	0	24	35	1	6	308	17.1
0	SCHUMACHER, Alex	20-20	625:47	31.3	94-216	.435	18-48	.375	80-102	.784	11	58	69	3.5	44	0	105	63	1	30	286	14.3
11	CHRISTOFILIS, John	18-17	545:32	30.3	90-218	.413	50-115	.435	16-22	.727	5	32	37	2.1	16	0	7	21	1	6	246	13.7
25	CHATFIELD, Brandon	20-20	507:28	25.4	80-125	.640	3-17	.176	36-54	.667	46	77	123	6.2	62	4	10	23	16	12	199	10.0
33	WILLIAMSON, Kobe	20-19	510:01	25.5	61-153	.399	5-32	.156	27-35	.771	28	90	118	5.9	65	4	20	24	26	14	154	7.7
23	REILEY, Seyi	20-1	399:42	20.0	25-53	.472	0-0	.000	42-64	.656	43	74	117	5.9	54	2	13	18	7	11	92	4.6
2	DAWSON, Paris	20-3	474:54	23.7	25-81	.309	10-46	.217	21-32	.656	10	51	61	3.1	42	1	48	31	3	19	81	4.1
21	RAJKOVIĆ, Viktor	16-0	143:55	9.0	9-19	.474	5-9	.556	7-8	.875	9	25	34	2.1	15	0	5	7	0	1	30	1.9
24	GOMMA, Malek	11-0	74:51	6.8	7-11	.636	0-0	.000	0-4	.000	5	10	15	1.4	19	0	4	3	2	5	14	1.3
1	PANDŽA, Vasja	20-2	162:06	8.1	8-17	.471	1-8	.125	1-7	.143	2	21	23	1.2	20	1	8	12	0	1	18	0.9
35	LEVIS, Matthew	10-0	54:47	5.5	2-6	.333	1-5	.200	2-4	.500	0	5	5	0.5	7	0	4	3	0	2	7	0.7
30	FOTOPOULOS, Nikolas	1-0	00:56	0.9	0-0	.000	0-0	.000	0-0	.000	0	0	0	0.0	0	0	0	0	0	0	0	0.0
Team											32	32	64					13				
Total		20	4075		502-1154	.435	148-435	.340	283-390	.726	200	540	740	37.0	387	12	248	253	57	107	1435	71.8
Opponents		20	4075		469-1135	.413	116-373	.311	318-457	.696	183	486	669	33.5	361	8	229	236	66	141	1372	68.6

Team Statistics

	SU	OPP
Scoring	1435	1372
Points per game	71.8	68.6
Scoring margin	+3.2	-
Field goals-att	502-1154	469-1135
Field goal pct	.435	.413
3 point fg-att	148-435	116-373
3-point FG pct	.340	.311
3-pt FG made per game	7.4	5.8
Free throws-att	283-390	318-457
Free throw pct	.726	.696
F-Throws made per game	14.2	15.9
Rebounds	740	669
Rebounds per game	37.0	33.5
Rebounding margin	+3.6	-
Assists	248	229
Assists per game	12.4	11.5
Turnovers	253	236
Turnovers per game	12.7	11.8
Turnover margin	-0.9	-
Assist/turnover ratio	1.0	1.0
Steals	107	141
Steals per game	5.4	7.1
Blocks	57	66
Blocks per game	2.9	3.3
Winning streak	0	-
Home win streak	0	-
Attendance	10858	24753
Home games-Avg/Game	10-1086	10-2475
Neutral site-Avg/Game	-	0-0

Team Results

Date	Opponent	Score	Att.
11/29/2023	at Utah Valley	L 72-78	2319
12/02/2023	Southern Utah	W 73-63	943
01/04/2024	Utah Tech	W 70-53	944
01/06/2024	California Baptist	W 48-46	795
01/11/2024	at UTRGV	Lot 80-81	591
01/13/2024	at UT Arlington	L 75-80	1009
01/18/2024	at SFA	Lot 84-89	2361
01/20/2024	Grand Canyon	W 86-79	1000
01/26/2024	Utah Valley	W 62-61	999
02/01/2024	at Grand Canyon	Lot 88-95	7276
02/03/2024	at California Baptist	W 61-60	4822
02/08/2024	Abilene Christian	W 75-52	2354
02/10/2024	Tarleton St.	L 77-82	966
02/15/2024	at Southern Utah	W 78-68	1175
02/17/2024	at Utah Tech	W 66-65	1739
02/22/2024	SFA	W 69-49	932
02/24/2024	UTRGV	W 84-56	926
02/29/2024	UT Arlington	L 62-82	999
03/07/2024	at Abilene Christian	L 59-64	1437
03/09/2024	at Tarleton St.	L 66-69	2024



#0 ALEX SCHUMACHER

Table with columns: Opponent, Date, GS, MIN, Total FG-FGA, PCT, 3-Pointers 3FG-3FGA, PCT, Free throws FT-FTA, PCT, Rebounds OFF, DEF, TOT, AVG, PF, A, TO, BLK, STL, PTS, AVG. Rows include games against Prairie View, Montana St., Northern Ariz., etc., ending with a Totals row.

Player Averages

Table with columns: Games Played, Minutes/game, Points/game, FG Pct, 3FG Pct, FT Pct, Rebounds/game, Assists/game, Turnovers/game, Assist/Turnover ratio, Steals/game, Blocks/game. Row for 31 games.

Table with columns: SEASON, TEAM, GP-GS, MIN/AVG, Field Goals FG-FGA, FG%, 3-Point 3FG-3FGA, 3FG%, F-Throws FT-FTA, FT%, Rebounds OFF, DEF, TOT, AVG, PF-FO, A, TO, BLK, STL, Scoring PTS, AVG. Includes a TOTAL FOR SU row.

Single Game Highs

Table with columns: Statistic, Value. Rows include Points (29), Rebounds (10), Assists (11), Steals (6), Blocks (1), FG Made (10), FG Attempts (21), 3FG Made (5), 3FG Attempts (11), FT Made (14), FT Attempts (15).



#1 VASJA PANDZA

Opponent	Date	GS	MIN	Total		3-Pointers		Free throws		Rebounds				PF	A	TO	BLK	STL	PTS	AVG
				FG-FGA	PCT	3FG-3FGA	PCT	FT-FTA	PCT	OFF	DEF	TOT	AVG							
Prairie View	11/08/2023		18:44	0-2	.000	0-1	.000	1-2	.500	0	2	2	2.0	3	2	1	0	2	1	1.0
Montana St.	11/11/2023	*	34:46	1-2	.500	0-0	.000	0-0	.000	0	8	8	5.0	3	3	2	0	0	2	1.5
Northern Ariz.	11/15/2023	*	30:53	3-6	.500	1-3	.333	1-2	.500	0	3	3	4.3	2	0	2	0	1	8	3.7
at VCU	11/18/2023	*	32:17	0-1	.000	0-1	.000	1-2	.500	0	1	1	3.5	2	1	1	0	0	1	3.0
Idaho	11/22/2023	*	24:17	1-4	.250	1-4	.250	0-0	.000	0	5	5	3.8	3	2	0	0	1	3	3.0
UC San Diego	11/26/2023	*	32:27	1-4	.250	1-4	.250	3-4	.750	0	4	4	3.8	0	6	1	0	1	6	3.5
at Utah Valley	11/29/2023	*	19:49	2-2	1.000	0-0	.000	1-2	.500	0	2	2	3.6	5	1	0	0	0	5	3.7
Southern Utah	12/02/2023	*	24:22	1-1	1.000	0-0	.000	0-2	.000	0	2	2	3.4	2	1	3	0	0	2	3.5
Northwest (WA)	12/09/2023	*	15:55	1-3	.333	1-2	.500	0-0	.000	0	3	3	3.3	1	4	1	0	1	3	3.4
at San Francisco	12/13/2023		20:15	0-3	.000	0-3	.000	0-0	.000	0	0	0	3.0	1	0	1	0	0	0	3.1
Washington	12/17/2023		02:36	0-0	.000	0-0	.000	0-0	.000	0	0	0	2.7	2	0	0	0	0	0	2.8
Louisiana Tech	12/20/2023		09:05	0-1	.000	0-0	.000	0-0	.000	1	1	2	2.7	0	0	0	0	0	0	2.6
at UTEP	12/30/2023		06:26	0-1	.000	0-0	.000	0-0	.000	0	1	1	2.5	0	0	0	0	0	0	2.4
Utah Tech	01/04/2024		06:11	0-2	.000	0-2	.000	0-0	.000	0	2	2	2.5	0	0	1	0	0	0	2.2
California Baptist	01/06/2024		04:10	0-0	.000	0-0	.000	0-0	.000	0	0	0	2.3	1	0	0	0	0	0	2.1
at UTRGV	01/11/2024		09:13	1-1	1.000	0-0	.000	0-0	.000	0	2	2	2.3	0	2	1	0	1	2	2.1
at UT Arlington	01/13/2024		06:35	1-4	.250	0-3	.000	0-0	.000	0	0	0	2.2	1	1	0	0	0	2	2.1
at SFA	01/18/2024		11:13	1-1	1.000	0-0	.000	0-3	.000	0	1	1	2.1	2	0	0	0	0	2	2.1
Grand Canyon	01/20/2024		06:47	0-1	.000	0-0	.000	0-0	.000	0	1	1	2.1	3	0	1	0	0	0	1.9
Utah Valley	01/26/2024		00:46	0-0	.000	0-0	.000	0-0	.000	0	0	0	2.0	1	0	0	0	0	0	1.9
at Grand Canyon	02/01/2024		02:19	0-0	.000	0-0	.000	0-0	.000	0	0	0	1.9	0	0	0	0	0	0	1.8
at California Baptist	02/03/2024		04:02	0-0	.000	0-0	.000	0-0	.000	0	0	0	1.8	0	0	0	0	0	0	1.7
Abilene Christian	02/08/2024		14:54	0-2	.000	0-1	.000	0-0	.000	1	3	4	1.9	1	0	1	0	0	0	1.6
Tarleton St.	02/10/2024		03:20	0-0	.000	0-0	.000	0-0	.000	0	1	1	1.8	1	0	0	0	0	0	1.5
at Southern Utah	02/15/2024		09:53	1-1	1.000	1-1	1.000	0-0	.000	1	2	3	1.9	2	1	0	0	0	3	1.6
at Utah Tech	02/17/2024		02:55	0-0	.000	0-0	.000	0-0	.000	0	0	0	1.8	0	1	0	0	0	0	1.5
SFA	02/22/2024		10:46	0-0	.000	0-0	.000	0-0	.000	0	3	3	1.9	1	0	3	0	0	0	1.5
UTRGV	02/24/2024		07:23	1-2	.500	0-1	.000	0-0	.000	0	1	1	1.8	0	1	0	0	0	2	1.5
UT Arlington	02/29/2024		07:21	0-0	.000	0-0	.000	0-0	.000	0	0	0	1.8	0	0	1	0	0	0	1.4
at Abilene Christian	03/07/2024		08:09	0-0	.000	0-0	.000	0-0	.000	0	0	0	1.7	0	0	1	0	0	0	1.4
at Tarleton St.	03/09/2024		01:58	0-0	.000	0-0	.000	0-0	.000	0	1	1	1.7	0	0	0	0	0	0	1.4
Totals			8 389:47	15-44	.341	5-26	.192	7-17	.412	3	49	52	1.7	37	26	21	0	7	42	1.4

Player Averages

Games Played	Minutes/game	Points/game	FG Pct	3FG Pct	FT Pct	Rebounds/game	Assists/game	Turnovers/game	Assist/Turnover ratio	Steals/game	Blocks/game
31	12.6	1.4	34.1	19.2	41.2	1.7	0.8	0.7	1.2	0.2	0.0

SEASON	TEAM	GP-GS	MIN/AVG	Field Goals		3-Point		F-Throws		Rebounds				Scoring						
				FG-FGA	FG%	3FG-3FGA	3FG%	FT-FTA	FT%	OFF	DEF	TOT	AVG	PF-FO	A	TO	BLK	STL	PTS	AVG
2020-21	SU	17-2	204/12.0	20-60	.333	7-33	.212	15-18	.833	4	22	26	1.5	25-0	4	9	0	7	62	3.6
2021-22	SU	26-1	509/19.6	46-125	.368	16-60	.267	23-32	.719	6	69	75	2.9	64-1	15	27	4	16	131	5.0
2022-23	SU	1-0	9/9.0	1-3	.333	1-2	.500	0-0	.000	0	1	1	1.0	1-0	0	2	0	0	3	3.0
2023-24	SU	31-8	390/12.6	15-44	.341	5-26	.192	7-17	.412	3	49	52	1.7	37-1	26	21	0	7	42	1.4
TOTAL		75-11	1111/14.8	82-232	.353	29-121	.240	45-67	.672	13	141	154	2.1	127-2	45	59	4	30	238	3.2

Single Game Highs

Statistic	Value	
Points	14	at Chicago St. 01/06/22, vs Sam Houston 01/29/22
Rebounds	8	vs Montana St. 11/11/23
Assists	6	vs UC San Diego 11/26/23
Steals	4	at California Baptist 01/17/22
Blocks	1	4 times
FG Made	5	vs Col. of Idaho 12/17/20, at Chicago St. 01/06/22
FG Attempts	12	at Utah Tech 02/05/21, vs Col. of Idaho 12/17/20
3FG Made	3	at Chicago St. 01/06/22
3FG Attempts	8	at Utah Tech 02/05/21, at New Mexico St. 02/05/22
FT Made	6	at Utah Tech 02/06/21
FT Attempts	6	at Utah Tech 02/06/21, at Grand Canyon 02/03/22



#2 PARIS DAWSON

Opponent	Date	GS	MIN	Total		3-Pointers		Free throws		Rebounds				PF A TO BLK STL				PTS		AVG	
				FG-FGA	PCT	3FG-3FGA	PCT	FT-FTA	PCT	OFF	DEF	TOT	AVG	PF	A	TO	BLK	STL	PTS		AVG
Prairie View	11/08/2023		04:38	1-2	.500	0-1	.000	0-0	.000	0	0	0	0.0	0	0	0	0	0	0	2	2.0
Northern Ariz.	11/15/2023		18:11	0-2	.000	0-1	.000	2-2	1.000	0	0	0	0.0	1	1	1	0	1	2	2.0	2.0
at VCU	11/18/2023		22:06	1-6	.167	0-3	.000	0-0	.000	2	3	5	1.7	0	0	1	0	1	2	2.0	2.0
Idaho	11/22/2023		22:44	3-5	.600	2-3	.667	3-4	.750	1	4	5	2.5	1	2	0	0	0	11	4.3	4.3
UC San Diego	11/26/2023		24:51	1-4	.250	1-1	1.000	2-2	1.000	1	6	7	3.4	0	4	1	0	0	5	4.4	4.4
at Utah Valley	11/29/2023		18:29	0-3	.000	0-2	.000	0-0	.000	1	2	3	3.3	4	1	2	0	1	0	3.7	3.7
Southern Utah	12/02/2023		29:55	0-3	.000	0-2	.000	2-2	1.000	1	3	4	3.4	1	2	4	0	1	2	3.4	3.4
Northwest (WA)	12/09/2023	*	22:25	6-13	.462	4-9	.444	2-2	1.000	0	5	5	3.6	1	4	1	0	2	18	5.3	5.3
at San Francisco	12/13/2023	*	35:29	2-7	.286	2-7	.286	0-0	.000	3	3	6	3.9	4	4	2	0	2	6	5.3	5.3
Washington	12/17/2023	*	35:14	5-6	.833	4-4	1.000	2-2	1.000	1	3	4	3.9	3	4	1	0	1	16	6.4	6.4
Louisiana Tech	12/20/2023	*	35:59	2-7	.286	1-3	.333	0-0	.000	0	2	2	3.7	3	2	2	0	0	5	6.3	6.3
at UTEP	12/30/2023		29:19	5-9	.556	1-4	.250	2-2	1.000	0	9	9	4.2	2	1	3	0	0	13	6.8	6.8
Utah Tech	01/04/2024		24:06	1-6	.167	0-5	.000	0-0	.000	1	4	5	4.2	0	3	3	0	2	2	6.5	6.5
California Baptist	01/06/2024		27:38	1-2	.500	0-1	.000	0-0	.000	0	1	1	4.0	2	5	1	1	0	2	6.1	6.1
at UTRGV	01/11/2024		33:35	1-2	.500	1-2	.500	1-4	.250	0	2	2	3.9	1	3	4	0	0	4	6.0	6.0
at UT Arlington	01/13/2024	*	37:25	3-9	.333	2-6	.333	1-2	.500	0	4	4	3.9	4	4	0	0	3	9	6.2	6.2
at SFA	01/18/2024	*	31:14	1-5	.200	0-2	.000	2-4	.500	1	4	5	3.9	4	2	4	0	4	4	6.1	6.1
Grand Canyon	01/20/2024		21:52	0-2	.000	0-1	.000	4-5	.800	0	5	5	4.0	3	4	1	0	0	4	5.9	5.9
Utah Valley	01/26/2024		19:45	1-6	.167	1-5	.200	4-5	.800	2	1	3	3.9	2	0	0	0	1	7	6.0	6.0
at Grand Canyon	02/01/2024		20:09	1-3	.333	1-1	1.000	0-0	.000	0	2	2	3.9	2	5	1	0	1	3	5.9	5.9
at California Baptist	02/03/2024		25:43	1-5	.200	0-1	.000	2-2	1.000	0	3	3	3.8	3	4	0	1	2	4	5.8	5.8
Abilene Christian	02/08/2024		20:41	2-5	.400	1-3	.333	3-3	1.000	0	3	3	3.8	2	2	0	0	0	8	5.9	5.9
Tarleton St.	02/10/2024		19:48	1-4	.250	0-2	.000	0-0	.000	0	2	2	3.7	3	4	1	0	0	2	5.7	5.7
at Southern Utah	02/15/2024		12:58	2-3	.667	0-0	.000	0-0	.000	1	3	4	3.7	0	1	1	0	0	4	5.6	5.6
at Utah Tech	02/17/2024		16:35	0-2	.000	0-2	.000	0-0	.000	1	1	2	3.6	2	1	1	0	2	0	5.4	5.4
SFA	02/22/2024		16:21	2-4	.500	0-2	.000	0-0	.000	0	0	0	3.5	0	1	2	0	1	4	5.3	5.3
UTRGV	02/24/2024	*	27:05	3-6	.500	3-5	.600	0-2	.000	0	3	3	3.5	2	3	1	0	0	9	5.5	5.5
UT Arlington	02/29/2024		29:40	2-4	.500	0-1	.000	2-2	1.000	1	2	3	3.5	5	2	3	1	0	6	5.5	5.5
at Abilene Christian	03/07/2024		22:32	1-2	.500	0-0	.000	0-1	.000	0	3	3	3.4	1	0	0	0	1	2	5.4	5.4
at Tarleton St.	03/09/2024		19:23	2-5	.400	1-3	.333	0-0	.000	1	3	4	3.5	1	1	0	0	0	5	5.4	5.4
Totals			7 725:50	51-142	.359	25-82	.305	34-46	.739	18	86	104	3.5	57	70	43	3	26	161	5.4	5.4

Player Averages

Games Played	Minutes/game	Points/game	FG Pct	3FG Pct	FT Pct	Rebounds/game	Assists/game	Turnovers/game	Assist/Turnover ratio	Steals/game	Blocks/game
30	24.2	5.4	35.9	30.5	73.9	3.5	2.3	1.4	1.6	0.9	0.1

SEASON	TEAM	GP-GS	MIN/AVG	Field Goals		3-Point		F-Throws		Rebounds				PF-FO A TO BLK STL				Scoring		
				FG-FGA	FG%	3FG-3FGA	3FG%	FT-FTA	FT%	OFF	DEF	TOT	AVG	PF	FO	A	TO	BLK	STL	PTS
2020-21	PSU	22-16	514/23.4	57-153	.373	32-86	.372	38-55	.691	15	36	51	2.3	52-0	26	26	0	21	184	8.4
2021-22	PSU	28-5	489/17.5	43-120	.358	17-62	.274	47-54	.870	18	35	53	1.9	38-0	22	15	0	21	150	5.4
2022-23	SU	24-7	547/22.8	41-131	.313	22-73	.301	44-52	.846	11	68	79	3.3	33-0	41	38	0	21	148	6.2
2023-24	SU	28-7	684/24.4	48-135	.356	24-79	.304	34-45	.756	17	80	97	3.5	55-1	69	43	3	25	154	5.5
TOTAL FOR SU		52-14	1231/23.7	89-266	.335	46-152	.303	78-97	.804	28	148	176	3.4	88-1	110	81	3	46	302	5.8
TOTAL		102-35	2234/21.9	189-539	.351	95-300	.317	163-206	.791	61	219	280	2.7	178-1	158	122	3	88	636	6.2

Single Game Highs

Statistic	Value	
Points	19	vs George Fox 11/17/21
Rebounds	9	at UTEP 12/30/23
Assists	7	at Portland 11/19/22
Steals	4	at SFA 01/18/24
Blocks	1	vs California Baptist 01/06/24, at California Baptist 02/03/24, vs UT Arlington 02/29/24
FG Made	6	at Washington St. 12/13/20, vs George Fox 11/17/21, vs Northwest (WA) 12/09/23
FG Attempts	13	vs Northwest (WA) 12/09/23
3FG Made	4	vs Simpson (CA) 02/12/21, vs Northwest (WA) 12/09/23, vs Washington 12/17/23
3FG Attempts	9	vs Northwest (WA) 12/09/23
FT Made	9	vs Portland St. 11/13/22
FT Attempts	10	vs Portland St. 11/13/22



#5 CAMERON TYSON

Opponent	Date	GS	MIN	Total		3-Pointers		Free throws		Rebounds				PF	A	TO	BLK	STL	PTS	AVG
				FG-FGA	PCT	3FG-3FGA	PCT	FT-FTA	PCT	OFF	DEF	TOT	AVG							
Prairie View	11/08/2023	*	36:35	6-16	.375	3-6	.500	0-0	.000	2	6	8	8.0	2	1	3	0	1	15	15.0
Montana St.	11/11/2023	*	37:24	4-13	.308	2-9	.222	8-9	.889	2	5	7	7.5	2	0	2	0	1	18	16.5
Northern Ariz.	11/15/2023	*	35:48	6-16	.375	2-9	.222	0-1	.000	1	4	5	6.7	2	1	1	0	0	14	15.7
at VCU	11/18/2023	*	35:00	4-14	.286	3-7	.429	4-5	.800	0	4	4	6.0	3	2	2	0	4	15	15.5
Idaho	11/22/2023	*	23:26	2-5	.400	0-1	.000	0-0	.000	0	1	1	5.0	1	6	1	0	3	4	13.2
UC San Diego	11/26/2023	*	31:12	11-20	.550	6-12	.500	0-0	.000	0	2	2	4.5	2	1	1	0	1	28	15.7
at Utah Valley	11/29/2023	*	36:31	8-16	.500	7-12	.583	0-0	.000	1	4	5	4.6	4	1	1	0	1	23	16.7
Southern Utah	12/02/2023	*	34:03	8-18	.444	2-10	.200	4-4	1.000	0	5	5	4.6	3	0	0	0	1	22	17.4
at San Francisco	12/13/2023	*	32:49	7-18	.389	6-14	.429	2-2	1.000	1	4	5	4.7	2	0	4	0	1	22	17.9
Washington	12/17/2023	*	42:48	5-16	.313	4-10	.400	4-7	.571	1	3	4	4.6	2	3	1	0	2	18	17.9
Louisiana Tech	12/20/2023	*	36:54	8-18	.444	4-9	.444	13-13	1.000	0	8	8	4.9	1	0	1	0	1	33	19.3
at UTEP	12/30/2023	*	26:07	9-12	.750	6-8	.750	1-1	1.000	0	4	4	4.8	1	1	1	0	1	25	19.8
Utah Tech	01/04/2024	*	31:47	1-8	.125	0-4	.000	2-2	1.000	1	5	6	4.9	2	3	4	0	0	4	18.5
California Baptist	01/06/2024	*	34:33	8-23	.348	1-11	.091	0-0	.000	1	3	4	4.9	3	1	4	0	1	17	18.4
at UTRGV	01/11/2024	*	16:10	1-4	.250	0-2	.000	0-0	.000	0	0	0	4.5	0	0	2	0	0	2	17.3
Grand Canyon	01/20/2024	*	35:17	6-11	.545	5-8	.625	8-10	.800	1	3	4	4.5	2	1	1	0	0	25	17.8
Utah Valley	01/26/2024	*	32:30	5-14	.357	2-9	.222	4-4	1.000	0	1	1	4.3	1	1	3	0	0	16	17.7
at Grand Canyon	02/01/2024	*	38:43	5-14	.357	3-11	.273	7-8	.875	0	2	2	4.2	2	0	2	1	0	20	17.8
at California Baptist	02/03/2024	*	32:19	6-15	.400	3-6	.500	3-4	.750	0	5	5	4.2	2	0	1	0	0	18	17.8
Abilene Christian	02/08/2024	*	28:51	4-10	.400	3-6	.500	0-0	.000	1	5	6	4.3	3	4	2	0	0	11	17.5
Tarleton St.	02/10/2024	*	27:27	3-8	.375	1-3	.333	1-1	1.000	1	3	4	4.3	4	1	2	0	1	8	17.0
at Southern Utah	02/15/2024	*	31:24	6-13	.462	3-8	.375	3-3	1.000	0	3	3	4.2	3	3	2	0	0	18	17.1
at Utah Tech	02/17/2024	*	35:38	5-18	.278	4-13	.308	2-3	.667	2	11	13	4.6	2	3	1	0	0	16	17.0
SFA	02/22/2024	*	30:04	9-15	.600	5-8	.625	4-5	.800	0	4	4	4.6	2	0	1	0	0	27	17.5
UTRGV	02/24/2024	*	28:25	7-11	.636	5-7	.714	2-3	.667	0	3	3	4.5	0	1	1	0	2	21	17.6
UT Arlington	02/29/2024	*	37:47	9-27	.333	5-17	.294	9-9	1.000	0	3	3	4.5	3	0	3	0	0	32	18.2
at Abilene Christian	03/07/2024	*	30:44	5-13	.385	1-7	.143	2-2	1.000	1	1	2	4.4	4	3	2	0	0	13	18.0
at Tarleton St.	03/09/2024	*	32:47	5-17	.294	5-13	.385	0-0	.000	0	4	4	4.4	3	2	3	0	0	15	17.9
Totals			28 913:05	163-403	.404	91-240	.379	83-96	.865	16	106	122	4.4	61	39	52	1	21	500	17.9

Player Averages

Games Played	Minutes/game	Points/game	FG Pct	3FG Pct	FT Pct	Rebounds/game	Assists/game	Turnovers/game	Assist/Turnover ratio	Steals/game	Blocks/game
28	32.6	17.9	40.4	37.9	86.5	4.4	1.4	1.9	0.8	0.8	0.0

SEASON	TEAM	GP-GS	MIN/AVG	Field Goals		3-Point		F-Throws		Rebounds				Scoring						
				FG-FGA	FG%	3FG-3FGA	3FG%	FT-FTA	FT%	OFF	DEF	TOT	AVG	PF-FO	A	TO	BLK	STL	PTS	AVG
2018-19	UI	32-31	813/25.4	142-339	.419	106-247	.429	42-48	.875	12	50	62	1.9	56-1	24	47	3	15	432	13.5
2020-21	UH	19-1	191/10.0	39-91	.429	35-86	.407	4-4	1.000	6	12	18	0.9	18-0	8	2	0	3	117	6.2
2021-22	SU	31-31	902/29.1	155-395	.392	105-279	.376	40-47	.851	40	122	162	5.2	93-3	27	39	3	17	455	14.7
2022-23	SU	30-30	987/32.9	177-464	.381	97-289	.336	108-136	.794	32	99	131	4.4	64-1	25	54	1	22	559	18.6
2023-24	SU	28-28	913/32.6	163-403	.404	91-240	.379	83-96	.865	16	106	122	4.4	61-0	39	52	1	21	500	17.9
TOTAL FOR SU	89-89	2801/31.5	495-1262	.392	293-808	.363	231-279	.828	88	327	415	4.7	218-4	91	145	5	60	1514	17.0	
TOTAL	140-121	3805/27.2	676-1692	.400	434-1141	.380	277-331	.837	106	389	495	3.5	292-5	123	194	8	78	2063	14.7	

Single Game Highs

Statistic	Value	
Points	35	at UC San Diego 11/07/22
Rebounds	13	at Utah Tech 02/17/24
Assists	6	vs Idaho 11/22/23
Steals	4	at VCU 11/18/23
Blocks	2	vs UTRGV 02/10/22
FG Made	12	at UC San Diego 11/07/22
FG Attempts	27	vs UT Arlington 02/29/24
3FG Made	10	vs Our Lady of the Lake 02/06/21
3FG Attempts	18	vs Our Lady of the Lake 02/06/21
FT Made	13	vs Louisiana Tech 12/20/23
FT Attempts	15	vs Iona 12/23/22



#11 JOHN CHRISTOFILIS

Table with 20 columns: Opponent, Date, GS, MIN, Total FG-FGA, PCT, 3-Pointers 3FG-3FGA, PCT, Free throws FT-FTA, PCT, Rebounds OFF, DEF, TOT, AVG, PF, A, TO, BLK, STL, PTS, AVG. Rows include games against Prairie View, Washington, Louisiana Tech, at UTEP, Utah Tech, California Baptist, at UTRGV, at UT Arlington, at SFA, Grand Canyon, Utah Valley, at Grand Canyon, at California Baptist, Abilene Christian, Tarleton St., at Southern Utah, at Utah Tech, SFA, UTRGV, UT Arlington, at Abilene Christian, at Tarleton St., and a Totals row.

Player Averages

Table with 12 columns: Games Played, Minutes/game, Points/game, FG Pct, 3FG Pct, FT Pct, Rebounds/game, Assists/game, Turnovers/game, Assist/Turnover ratio, Steals/game, Blocks/game. Row shows averages for 22 games.

Table with 20 columns: SEASON, TEAM, GP-GS, MIN/AVG, Field Goals FG-FGA, FG%, 3-Point 3FG-3FGA, 3FG%, F-Throws FT-FTA, FT%, Rebounds OFF, DEF, TOT, AVG, PF-FO, A, TO, BLK, STL, PTS, AVG. Rows include 2021-22 CU, 2023-24 SU, and TOTAL FOR SU/TOTAL.

Single Game Highs

Table with 2 columns: Statistic, Value. Rows list high values for Points (32), Rebounds (5), Assists (2), Steals (2), Blocks (1), FG Made (13), FG Attempts (22), 3FG Made (6), 3FG Attempts (11), FT Made (5), and FT Attempts (6).



#21 VIKTOR RAJKOVIC

Opponent	Date	GS	MIN	Total		3-Pointers		Free throws		Rebounds				PF	A	TO	BLK	STL	PTS	AVG
				FG-FGA	PCT	3FG-3FGA	PCT	FT-FTA	PCT	OFF	DEF	TOT	AVG							
Prairie View	11/08/2023		16:29	2-4	.500	0-1	.000	5-5	1.000	1	0	1	1.0	0	0	1	0	0	9	9.0
Montana St.	11/11/2023		28:11	1-4	.250	0-2	.000	4-4	1.000	1	1	2	1.5	1	1	1	0	0	6	7.5
Northern Ariz.	11/15/2023		22:46	1-2	.500	0-0	.000	4-4	1.000	1	1	2	1.7	1	0	0	0	2	6	7.0
Northwest (WA)	12/09/2023		23:57	2-8	.250	1-4	.250	2-2	1.000	1	2	3	2.0	1	2	0	0	0	7	7.0
Washington	12/17/2023		17:11	2-6	.333	0-2	.000	0-0	.000	2	0	2	2.0	2	0	1	0	2	4	6.4
Louisiana Tech	12/20/2023		07:37	1-1	1.000	1-1	1.000	0-0	.000	1	1	2	2.0	4	0	0	0	0	3	5.8
at UTEP	12/30/2023		05:00	1-1	1.000	0-0	.000	0-0	.000	0	0	0	1.7	0	0	0	0	0	2	5.3
California Baptist	01/06/2024		02:33	0-0	.000	0-0	.000	0-0	.000	0	0	0	1.5	2	0	0	0	0	0	4.6
at UTRGV	01/11/2024		21:25	2-2	1.000	1-1	1.000	1-2	.500	0	2	2	1.6	0	1	1	0	0	6	4.8
at UT Arlington	01/13/2024		05:57	1-2	.500	1-1	1.000	0-0	.000	1	0	1	1.5	3	1	2	0	0	3	4.6
at SFA	01/18/2024		05:57	0-0	.000	0-0	.000	0-0	.000	0	1	1	1.5	0	0	1	0	0	0	4.2
Grand Canyon	01/20/2024		03:51	0-0	.000	0-0	.000	0-0	.000	0	0	0	1.3	0	0	0	0	0	0	3.8
Utah Valley	01/26/2024		14:45	0-2	.000	0-1	.000	0-0	.000	2	3	5	1.6	1	1	0	0	1	0	3.5
at Grand Canyon	02/01/2024		06:17	0-0	.000	0-0	.000	0-0	.000	0	3	3	1.7	1	0	0	0	0	0	3.3
at California Baptist	02/03/2024		05:43	0-1	.000	0-0	.000	0-0	.000	0	1	1	1.7	0	0	1	0	0	0	3.1
Abilene Christian	02/08/2024		17:48	2-2	1.000	0-0	.000	2-2	1.000	1	5	6	1.9	0	0	0	0	0	6	3.3
Tarleton St.	02/10/2024		03:27	0-0	.000	0-0	.000	0-0	.000	1	0	1	1.9	1	0	1	0	0	0	3.1
at Southern Utah	02/15/2024		20:25	2-4	.500	2-2	1.000	0-0	.000	3	4	7	2.2	2	2	0	0	0	6	3.2
at Utah Tech	02/17/2024		11:59	2-4	.500	1-2	.500	0-0	.000	1	2	3	2.2	2	0	1	0	0	5	3.3
SFA	02/22/2024		06:23	0-0	.000	0-0	.000	2-2	1.000	0	1	1	2.2	0	0	0	0	0	2	3.3
UTRGV	02/24/2024		07:38	0-1	.000	0-1	.000	0-0	.000	0	2	2	2.1	2	0	0	0	0	0	3.1
UT Arlington	02/29/2024		06:05	0-1	.000	0-1	.000	2-2	1.000	0	1	1	2.1	1	0	0	0	0	2	3.0
at Abilene Christian	03/07/2024		03:42	0-0	.000	0-0	.000	0-0	.000	0	0	0	2.0	0	0	0	0	0	0	2.9
Totals		0	265:05	19-45	.422	7-19	.368	22-23	.957	16	30	46	2.0	24	8	10	0	5	67	2.9

Player Averages

Games Played	Minutes/ game	Points/ game	FG Pct	3FG Pct	FT Pct	Rebounds/ game	Assists/ game	Turnovers/ game	Assist/Turnover ratio	Steals/ game	Blocks/ game
23	11.5	2.9	42.2	36.8	95.7	2.0	0.3	0.4	0.8	0.2	0.0

SEASON	TEAM	GP-GS	MIN/AVG	Field Goals		3-Point		F-Throws		Rebounds				Scoring							
				FG-FGA	FG%	3FG-3FGA	3FG%	FT-FTA	FT%	OFF	DEF	TOT	AVG	PF-FO	A	TO	BLK	STL	PTS	AVG	
2020-21	SU	1-1	5/5.1	0-1	.000	0-0	.000	0-0	.000	0	0	0	0.0	1-0	1	0	0	0	0	0	0.0
2021-22	SU	30-9	540/18.0	43-125	.344	18-66	.273	23-28	.821	46	82	128	4.3	58-3	34	22	4	18	127	4.2	
2022-23	SU	27-4	386/14.3	29-77	.377	10-39	.256	17-20	.850	23	40	63	2.3	34-1	20	24	1	12	85	3.1	
2023-24	SU	23-0	265/11.5	19-45	.422	7-19	.368	22-23	.957	16	30	46	2.0	117-4	63	56	5	35	279	3.4	
TOTAL		81-14	1196/14.8	91-248	.367	35-124	.282	62-71	.873	85	152	237	2.9								

Single Game Highs

Statistic	Value	
Points	14	vs Lamar University 02/12/22
Rebounds	12	vs Sam Houston 01/29/22
Assists	5	vs VMI 12/05/21
Steals	3	vs Idaho St. 11/14/21, vs McNeese 12/01/21, vs Utah Tech 01/15/22
Blocks	1	5 times
FG Made	6	vs Lamar University 02/12/22
FG Attempts	10	vs Sam Houston 01/29/22, vs Lamar University 02/12/22, at Washington 11/28/22
3FG Made	3	vs St. Thomas (MN) 11/27/21
3FG Attempts	7	at Washington 11/28/22
FT Made	5	at Chicago St. 01/06/22, at Utah Tech 02/26/22, vs Prairie View 11/08/23
FT Attempts	6	at Chicago St. 01/06/22, at Utah Tech 02/26/22



#23 SEYI REILEY

Table with 20 columns: Opponent, Date, GS, MIN, Total FG-FGA, PCT, 3-Pointers 3FG-3FGA, PCT, Free throws FT-FTA, PCT, Rebounds OFF, DEF, TOT, AVG, PF, A, TO, BLK, STL, PTS, AVG. Rows include games against Prairie View, Montana St., Northern Ariz., at VCU, Idaho, UC San Diego, at Utah Valley, Southern Utah, Northwest (WA), at San Francisco, Washington, Louisiana Tech, at UTEP, Utah Tech, California Baptist, at UTRGV, at UT Arlington, at SFA, Grand Canyon, Utah Valley, at Grand Canyon, at California Baptist, Abilene Christian, Tarleton St., at Southern Utah, at Utah Tech, SFA, UTRGV, UT Arlington, at Abilene Christian, at Tarleton St., and a Totals row.

Player Averages

Table with 12 columns: Games Played, Minutes/game, Points/game, FG Pct, 3FG Pct, FT Pct, Rebounds/game, Assists/game, Turnovers/game, Assist/Turnover ratio, Steals/game, Blocks/game. Row shows averages for 31 games.

Table with 20 columns: SEASON, TEAM, GP-GS, MIN/AVG, Field Goals FG-FGA, FG%, 3-Point 3FG-3FGA, 3FG%, F-Throws FT-FTA, FT%, Rebounds OFF, DEF, TOT, AVG, PF-FO, A, TO, BLK, STL, PTS, AVG. Rows for 2022-23, 2023-24, and a TOTAL row.

Single Game Highs

Table with 2 columns: Statistic, Value. Rows list various statistics and the game/opponent they were achieved in, such as Points (15 vs Northwest (WA) 12/09/23), Rebounds (15 at Tarleton St. 03/09/24), Assists (4 at UTEP 12/30/23), Steals (3 at Utah Tech 03/01/23, at Tarleton St. 03/09/24), Blocks (2 vs SFA 02/22/24), FG Made (7 vs Northwest (WA) 12/09/23), FG Attempts (9 vs Northwest (WA) 12/09/23), 3FG Made (1 vs Tarleton St. 01/19/23), 3FG Attempts (2 at Portland 11/19/22, vs Cal St. Fullerton 11/30/22), FT Made (7 vs Puget Sound 11/09/22, at Utah Tech 03/01/23), FT Attempts (10 vs Puget Sound 11/09/22).



#24 MALEK GOMMA

Opponent	Date	GS	MIN	Total		3-Pointers		Free throws		Rebounds				PF	A	TO	BLK	STL	PTS	AVG
				FG-FGA	PCT	3FG-3FGA	PCT	FT-FTA	PCT	OFF	DEF	TOT	AVG							
Prairie View	11/08/2023		04:20	0-0	.000	0-0	.000	0-1	.000	0	1	1	1.0	1	0	2	0	0	0	0.0
Montana St.	11/11/2023		03:26	0-0	.000	0-0	.000	0-0	.000	0	1	1	1.0	0	0	0	0	0	0	0.0
Northern Ariz.	11/15/2023		05:33	0-1	.000	0-0	.000	0-0	.000	1	0	1	1.0	1	1	1	0	0	0	0.0
at VCU	11/18/2023		07:23	0-0	.000	0-0	.000	1-2	.500	2	0	2	1.3	2	0	1	0	0	1	0.3
Idaho	11/22/2023		14:20	2-4	.500	0-0	.000	3-6	.500	2	1	3	1.6	2	0	0	0	0	7	1.6
UC San Diego	11/26/2023		05:32	0-1	.000	0-0	.000	0-0	.000	0	0	0	1.3	2	1	0	0	0	0	1.3
at Utah Valley	11/29/2023		01:48	1-1	1.000	0-0	.000	0-0	.000	1	0	1	1.3	1	0	0	0	0	2	1.4
Southern Utah	12/02/2023		05:55	1-2	.500	0-0	.000	0-0	.000	0	2	2	1.4	3	0	0	0	0	2	1.5
Northwest (WA)	12/09/2023		25:34	6-8	.750	0-0	.000	0-2	.000	4	4	8	2.1	3	4	3	0	1	12	2.7
Washington	12/17/2023		02:22	0-0	.000	0-0	.000	0-0	.000	0	0	0	1.9	0	0	0	0	0	0	2.4
Louisiana Tech	12/20/2023		02:27	0-1	.000	0-0	.000	0-0	.000	0	1	1	1.8	0	0	0	1	0	0	2.2
at UTEP	12/30/2023		09:53	1-2	.500	0-0	.000	0-0	.000	0	1	1	1.8	2	1	0	0	0	2	2.2
Utah Tech	01/04/2024		04:37	0-0	.000	0-0	.000	0-0	.000	0	0	0	1.6	1	0	0	0	0	0	2.0
at UTRGV	01/11/2024		06:27	1-1	1.000	0-0	.000	0-0	.000	0	1	1	1.6	4	1	1	0	0	2	2.0
at UT Arlington	01/13/2024		04:22	0-1	.000	0-0	.000	0-0	.000	0	0	0	1.5	1	0	0	0	0	0	1.9
Grand Canyon	01/20/2024		03:07	0-0	.000	0-0	.000	0-0	.000	0	1	1	1.4	1	0	0	0	0	0	1.8
Abilene Christian	02/08/2024		04:12	0-0	.000	0-0	.000	0-0	.000	0	0	0	1.4	0	0	1	0	0	0	1.6
at Southern Utah	02/15/2024		17:21	2-4	.500	0-0	.000	0-2	.000	1	2	3	1.4	2	1	1	0	2	4	1.8
SFA	02/22/2024		02:24	0-0	.000	0-0	.000	0-0	.000	0	1	1	1.4	1	0	0	0	1	0	1.7
UTRGV	02/24/2024		10:06	2-2	1.000	0-0	.000	0-2	.000	1	2	3	1.5	4	1	0	1	1	4	1.8
UT Arlington	02/29/2024		14:31	0-0	.000	0-0	.000	0-0	.000	2	1	3	1.6	1	1	0	1	1	0	1.7
Totals		0	155:41	16-28	.571	0-0	.000	4-15	.267	14	19	33	1.6	32	11	10	3	6	36	1.7

Player Averages

Games Played	Minutes/game	Points/game	FG Pct	3FG Pct	FT Pct	Rebounds/game	Assists/game	Turnovers/game	Assist/Turnover ratio	Steals/game	Blocks/game
21	7.4	1.7	57.1	0.0	26.7	1.6	0.5	0.5	1.1	0.3	0.1

		Field Goals		3-Point		F-Throws		Rebounds				Scoring								
SEASON	TEAM	GP-GS	MIN/AVG	FG-FGA	FG%	3FG-3FGA	3FG%	FT-FTA	FT%	OFF	DEF	TOT	AVG	PF-FO	A	TO	BLK	STL	PTS	AVG
2023-24	SU	21-0	156/7.4	16-28	.571	0-0	.000	4-15	.267	14	19	33	1.6	32-0	11	10	3	6	36	1.7
TOTAL		21-0	156/7.4	16-28	.571	0-0	.000	4-15	.267	14	19	33	1.6	32-0	11	10	3	6	36	1.7

Single Game Highs

Statistic	Value	
Points	12	vs Northwest (WA) 12/09/23
Rebounds	8	vs Northwest (WA) 12/09/23
Assists	4	vs Northwest (WA) 12/09/23
Steals	2	at Southern Utah 02/15/24
Blocks	1	vs Louisiana Tech 12/20/23, vs UTRGV 02/24/24, vs UT Arlington 02/29/24
FG Made	6	vs Northwest (WA) 12/09/23
FG Attempts	8	vs Northwest (WA) 12/09/23
FT Made	3	vs Idaho 11/22/23
FT Attempts	6	vs Idaho 11/22/23



#25 BRANDTON CHATFIELD

Table with 18 columns: Opponent, Date, GS, MIN, Total (FG-FGA, PCT), 3-Pointers (3FG-3FGA, PCT), Free throws (FT-FTA, PCT), Rebounds (OFF, DEF, TOT, AVG), PF, A, TO, BLK, STL, PTS, AVG. Rows include games against Prairie View, Montana St., Northern Ariz., at VCU, Idaho, UC San Diego, at Utah Valley, Southern Utah, Northwest (WA), at San Francisco, Washington, Louisiana Tech, at UTEP, Utah Tech, California Baptist, at UTRGV, at UT Arlington, at SFA, Grand Canyon, Utah Valley, at Grand Canyon, at California Baptist, Abilene Christian, Tarleton St., at Southern Utah, at Utah Tech, SFA, UTRGV, UT Arlington, at Abilene Christian, at Tarleton St., and a Totals row.

Player Averages

Table with 12 columns: Games Played, Minutes/game, Points/game, FG Pct, 3FG Pct, FT Pct, Rebounds/game, Assists/game, Turnovers/game, Assist/Turnover ratio, Steals/game, Blocks/game. Row shows averages for 31 games.

Table with 18 columns: SEASON, TEAM, GP-GS, MIN/AVG, Field Goals (FG-FGA, FG%), 3-Point (3FG-3FGA, 3FG%), F-Throws (FT-FTA, FT%), Rebounds (OFF, DEF, TOT, AVG), PF-FO, A, TO, BLK, STL, PTS, AVG. Rows include seasons 2020-21 to 2023-24 and a TOTAL row.

Single Game Highs

Table with 2 columns: Statistic, Value. Rows list various statistics and the game/opponent they were achieved in, such as Points (18 vs Northwest (WA) 12/22/21), Rebounds (12 vs Utah Tech 01/04/24), Assists (4 at Utah Valley 11/29/23), Steals (3 vs Utah Valley 01/26/24), Blocks (5 vs Prairie View 11/08/23), FG Made (9 vs Southern Utah 12/02/23), FG Attempts (16 vs Washington 12/17/23), 3FG Made (3 at UT Arlington 01/07/23), 3FG Attempts (6 vs George Washington 12/25/22), FT Made (6 4 times), and FT Attempts (8 vs Portland St. 11/13/22).



#33 KOBE WILLIAMSON

Table with 20 columns: Opponent, Date, GS, MIN, Total FG-FGA, PCT, 3-Pointers 3FG-3FGA, PCT, Free throws FT-FTA, PCT, Rebounds OFF, DEF, TOT, AVG, PF, A, TO, BLK, STL, PTS, AVG. Rows include games against Prairie View, Montana St., Northern Ariz., at VCU, Idaho, UC San Diego, at Utah Valley, Southern Utah, Northwest (WA), at San Francisco, Washington, Louisiana Tech, at UTEP, Utah Tech, California Baptist, at UTRGV, at UT Arlington, at SFA, Grand Canyon, Utah Valley, at Grand Canyon, at California Baptist, Abilene Christian, Tarleton St., at Southern Utah, at Utah Tech, SFA, UTRGV, UT Arlington, at Abilene Christian, at Tarleton St., and a Totals row.

Player Averages

Table with 12 columns: Games Played, Minutes/game, Points/game, FG Pct, 3FG Pct, FT Pct, Rebounds/game, Assists/game, Turnovers/game, Assist/Turnover ratio, Steals/game, Blocks/game. Row: 31, 24.7, 8.9, 44.8, 24.5, 76.9, 6.0, 1.1, 1.3, 0.9, 0.9, 1.5.

Table with 20 columns: SEASON, TEAM, GP-GS, MIN/AVG, Field Goals FG-FGA, FG%, 3-Point 3FG-3FGA, 3FG%, F-Throws FT-FTA, FT%, Rebounds OFF, DEF, TOT, AVG, PF-FO, A, TO, BLK, STL, Scoring PTS, AVG. Rows include 2020-21, 2021-22, 2022-23, 2023-24, and a TOTAL row.

Single Game Highs

Table with 2 columns: Statistic, Value. Rows include Points (28 vs Idaho 11/22/23), Rebounds (15 at Utah Tech 02/05/21), Assists (5 vs Pacific Lutheran 11/23/22), Steals (4 vs Northwest (WA) 12/09/23), Blocks (5 vs Prairie View 11/08/23), FG Made (11 vs Idaho 11/22/23), FG Attempts (15 vs Idaho 11/22/23, vs Utah Valley 01/26/24), 3FG Made (5 vs Idaho 11/22/23), 3FG Attempts (10 vs Grand Canyon 02/26/21), FT Made (7 at VCU 11/18/23), FT Attempts (9 at VCU 11/18/23).



#35 MATTHEW LEVIS

Opponent	Date	GS	MIN	Total		3-Pointers		Free throws		Rebounds				PF	A	TO	BLK	STL	PTS	AVG
				FG-FGA	PCT	3FG-3FGA	PCT	FT-FTA	PCT	OFF	DEF	TOT	AVG							
Prairie View	11/08/2023		20:25	0-0	.000	0-0	.000	4-4	1.000	1	3	4	4.0	2	0	4	0	1	4	4.0
Montana St.	11/11/2023		10:37	0-1	.000	0-1	.000	0-0	.000	0	0	0	2.0	0	1	0	0	0	0	2.0
at VCU	11/18/2023		05:51	0-0	.000	0-0	.000	0-0	.000	0	1	1	1.7	0	1	0	0	0	0	1.3
Idaho	11/22/2023		13:14	1-2	.500	0-1	.000	1-1	1.000	0	2	2	1.8	1	0	0	0	1	3	1.8
UC San Diego	11/26/2023		09:15	0-0	.000	0-0	.000	0-0	.000	0	0	0	1.4	1	0	0	0	0	0	1.4
at Utah Valley	11/29/2023		12:55	0-2	.000	0-2	.000	0-0	.000	0	1	1	1.3	0	0	0	0	0	0	1.2
Southern Utah	12/02/2023		00:38	0-0	.000	0-0	.000	0-0	.000	0	0	0	1.1	2	0	0	0	0	0	1.0
Northwest (WA)	12/09/2023		20:47	2-4	.500	0-1	.000	0-0	.000	1	1	2	1.3	1	3	0	0	0	4	1.4
at UTEP	12/30/2023		00:51	0-0	.000	0-0	.000	0-0	.000	0	0	0	1.1	0	0	0	0	0	0	1.2
Utah Tech	01/04/2024		02:06	0-0	.000	0-0	.000	1-2	.500	0	1	1	1.1	0	0	0	0	0	1	1.2
at UT Arlington	01/13/2024		03:39	0-0	.000	0-0	.000	0-0	.000	0	0	0	1.0	0	0	0	0	0	0	1.1
at SFA	01/18/2024		13:03	1-1	1.000	1-1	1.000	0-0	.000	0	1	1	1.0	2	0	0	0	1	3	1.3
Abilene Christian	02/08/2024		01:48	0-0	.000	0-0	.000	0-0	.000	0	0	0	0.9	0	0	0	0	0	0	1.2
at Southern Utah	02/15/2024		03:39	0-0	.000	0-0	.000	0-1	.000	0	1	1	0.9	0	2	1	0	0	0	1.1
at Utah Tech	02/17/2024		02:05	0-0	.000	0-0	.000	0-0	.000	0	0	0	0.9	0	0	0	0	0	0	1.0
UTRGV	02/24/2024		03:01	1-1	1.000	0-0	.000	1-1	1.000	0	0	0	0.8	0	1	1	0	0	3	1.1
UT Arlington	02/29/2024		11:53	0-2	.000	0-2	.000	0-0	.000	0	1	1	0.8	3	1	1	0	1	0	1.1
Totals		0	135:46	5-13	.385	1-8	.125	7-9	.778	2	12	14	0.8	12	9	7	0	4	18	1.1

Player Averages

Games Played	Minutes/game	Points/game	FG Pct	3FG Pct	FT Pct	Rebounds/game	Assists/game	Turnovers/game	Assist/Turnover ratio	Steals/game	Blocks/game
17	8.0	1.1	38.5	12.5	77.8	0.8	0.5	0.4	1.3	0.2	0.0

				Field Goals		3-Point		F-Throws		Rebounds				Scoring						
SEASON	TEAM	GP-GS	MIN/AVG	FG-FGA	FG%	3FG-3FGA	3FG%	FT-FTA	FT%	OFF	DEF	TOT	AVG	PF-FO	A	TO	BLK	STL	PTS	AVG
2020-21	SU	3-0	8/2.5	0-1	.000	0-0	.000	0-0	.000	1	0	1	0.3	0-0	1	1	0	1	0	0.0
2021-22	SU	7-0	34/4.8	3-9	.333	2-6	.333	0-0	.000	2	4	6	0.9	2-0	2	2	0	0	8	1.1
2022-23	SU	22-0	236/10.7	14-36	.389	8-23	.348	10-17	.588	6	16	22	1.0	13-0	14	13	0	11	46	2.1
2023-24	SU	17-0	136/8.0	5-13	.385	1-8	.125	7-9	.778	2	12	14	0.8	12-0	9	7	0	4	18	1.1
TOTAL		49-0	413/8.4	22-59	.373	11-37	.297	17-26	.654	11	32	43	0.9	27-0	26	23	0	16	72	1.5

Single Game Highs

Statistic	Value	
Points	8	at SFA 01/28/23
Rebounds	4	vs Prairie View 11/08/23
Assists	3	vs Southern Utah 01/21/23, vs Northwest (WA) 12/09/23
Steals	2	at Utah Valley 01/14/23
FG Made	3	at SFA 01/28/23
FG Attempts	6	vs Puget Sound 11/09/22
3FG Made	2	at SFA 01/28/23
3FG Attempts	4	vs Puget Sound 11/09/22
FT Made	4	vs Iona 12/23/22, vs Prairie View 11/08/23
FT Attempts	4	vs Iona 12/23/22, vs Prairie View 11/08/23



2023-24 Seattle U Men's Basketball Team Game-by-Game All games

Main game-by-game statistics table with columns for Opponent, Date, Score, Total (FG-FGA, PCT), 3-Pointers (3FG-3FGA, PCT), Free throws (FT-FTA, PCT), Rebounds (OFF, DEF, TOT, AVG), and various advanced stats (PF, A, TO, BLK, STL, PTS, AVG).

Seattle U Averages

Average statistics table for Seattle U with columns: Games Played, Points/game, FG Pct, 3FG Pct, FT Pct, Rebounds/game, Assists/game, Turnovers/game, Assist/Turnover ratio, Steals/game, Blocks/game.



2023-24 Seattle U Men's Basketball Opponents Game-by-Game All games

Main table with columns: Opponent, Date, Score, Total (FG-FGA, PCT, 3FG-3FGA, PCT), Free throws (FT-FTA, PCT), Rebounds (OFF, DEF, TOT, AVG), PF, A, TO, BLK, STL, PTS, AVG.

Opponents Averages

Summary table with columns: Games Played, Points/game, FG Pct, 3FG Pct, FT Pct, Rebounds/game, Assists/game, Turnovers/game, Assist/Turnover ratio, Steals/game, Blocks/game.



2023-24 Seattle U Men's Basketball Team High/Low Analysis All games

Seattle U - Game Highs

Table with 3 columns: Statistic, Value, and Opponent/Date. Rows include POINTS, FIELD GOALS MADE, FIELD GOAL ATTEMPTS, FIELD GOAL PERCENTAGE, 3 PT FG MADE, 3 PT FG ATTEMPTS, 3 PT FG PERCENTAGE, FREE THROWS MADE, FREE THROW ATTEMPTS, FREE THROW PERCENTAGE, REBOUNDS, ASSISTS, STEALS, BLOCKED SHOTS, TURNOVERS, and FOULS.



2023-24 Seattle U Men's Basketball Team High/Low Analysis All games

Opponent - Game Highs

Table with 3 columns: Statistic, Value, and Opponent/Date. Rows include POINTS, FIELD GOALS MADE, FIELD GOAL ATTEMPTS, FIELD GOAL PERCENTAGE, 3 PT FG MADE, 3 PT FG ATTEMPTS, 3 PT FG PERCENTAGE, FREE THROWS MADE, FREE THROW ATTEMPTS, FREE THROW PERCENTAGE, REBOUNDS, ASSISTS, STEALS, BLOCKED SHOTS, TURNOVERS, and FOULS.



2023-24 Seattle U Men's Basketball Team High/Low Analysis All games

Seattle U - Game Lows

Table with 3 columns: Statistic, Value, and Opponent/Date. Rows include POINTS, FIELD GOALS MADE, FIELD GOAL ATTEMPTS, FIELD GOAL PERCENTAGE, 3 PT FG MADE, 3 PT FG ATTEMPTS, 3 PT FG PERCENTAGE, FREE THROWS MADE, FREE THROW ATTEMPTS, FREE THROW PERCENTAGE, REBOUNDS, ASSISTS, STEALS, BLOCKED SHOTS, TURNOVERS, and FOULS.



2023-24 Seattle U Men's Basketball Team High/Low Analysis All games

Opponent - Game Lows

Table with 3 columns: Statistic, Value, and Opponent/Date. Rows include POINTS, FIELD GOALS MADE, FIELD GOAL ATTEMPTS, FIELD GOAL PERCENTAGE, 3 PT FG MADE, 3 PT FG ATTEMPTS, 3 PT FG PERCENTAGE, FREE THROWS MADE, FREE THROW ATTEMPTS, FREE THROW PERCENTAGE, REBOUNDS, ASSISTS, STEALS, BLOCKED SHOTS, TURNOVERS, and FOULS.