

# 2019-20 SEATTLE UNIVERSITY MEN'S BASKETBALL

GAME 16: SU at Kansas City - Jan. 2, 2020



CONTACT: Sarah Finney, Assoc. AD for Strategic Communications • finneysa@seattleu.edu • 206-445-2237 • GoSeattleU.com

## 2019-20 SCHEDULE

DATE	OPPONENT	TIME (PT)
<b>OCT. 22</b>	<b>SAINT MARTIN'S (EXH)</b>	<b>W, 92-71</b>
<b>NOV. 5</b>	<b>PACIFIC LUTHERAN</b>	<b>W, 98-64</b>
Nov. 7	at Washington State	L, 54-85
<b>NOV. 9</b>	<b>EASTERN WASHINGTON</b>	<b>L, 66-74</b>
<b>NOV. 12</b>	<b>PACIFIC UNIVERSITY (ORE.)</b>	<b>W, 115-81</b>
Nov. 16	at Syracuse ~	L, 67-89
Nov. 19	at Ole Miss ~	L, 52-65
Nov. 25	vs. Bucknell (Orlando, FL) ~	L, 70-77
Nov. 26	vs. W. Michigan (Orlando, FL) ~	W, 59-55
<b>NOV. 30</b>	<b>IDAHO</b>	<b>W, 74-55</b>
<b>DEC. 3</b>	<b>INCARNATE WORD</b>	<b>W, 81-60</b>
<b>DEC. 7</b>	<b>PORTLAND ! #</b>	<b>W, 73-71</b>
Dec. 17	at No. 22 Washington	L, 59-81
<b>DEC. 21</b>	<b>FLORIDA A&amp;M</b>	<b>L, 57-71</b>
<b>DEC. 23</b>	<b>LONG BEACH STATE</b>	<b>W, 79-57</b>
Dec. 28	at Saint Mary's	L, 58-84
Jan. 2	at Kansas City *	5:00 PM
Jan. 4	at Chicago State *	10:00 AM
<b>JAN. 11</b>	<b>UTAH VALLEY *</b>	<b>7:00 PM</b>
<b>JAN. 16</b>	<b>UTRGV *</b>	<b>7:00 PM</b>
<b>JAN. 18</b>	<b>NM STATE *</b>	<b>7:00 PM</b>
Jan. 23	at Grand Canyon *	6:00 PM
Jan. 25	at CSU Bakersfield *	7:00 PM
<b>FEB. 1</b>	<b>CALIFORNIA BAPTIST * !</b>	<b>1:00 PM</b>
Feb. 8	at Utah Valley *	1:00 PM
Feb. 13	at NM State *	6:00 PM
Feb. 15	at UTRGV *	5:00 PM
<b>FEB. 20</b>	<b>GRAND CANYON *</b>	<b>7:00 PM</b>
<b>FEB. 22</b>	<b>CSU BAKERSFIELD *</b>	<b>7:00 PM</b>
Feb. 29	at California Baptist *	7:00 PM
<b>MAR. 5</b>	<b>CHICAGO STATE *</b>	<b>7:00 PM</b>
<b>MAR. 7</b>	<b>KANSAS CITY * !</b>	<b>1:00 PM</b>

Mar. 12-14 at WAC Championship (Las Vegas, NV)

HOME GAMES played at the Redhawk Center unless noted

! Game played at accesso ShoWare Center (Kent, Wash.)

# Elgin Baylor Classic | - Preseason NIT

\* WAC game | All times listed are Pacific

All dates and times subject to change

206-398-GOSU (4678) | GoSeattleU.com/tix

All games broadcast on KTTH 770 AM



SEATTLE U (7-8, 0-0 WAC)



KANSAS CITY (7-7, 0-0 WAC)

### GAMEDAY ROUND-UP

Seattle University Redhawks (7-8) vs. Kansas City Roos (7-7)

Thursday, Jan. 2, 2020 • 7:00 PM CT/5:00 PM PT • Swinney Center • Kansas City, Mo.

LISTEN: KTTH 770 AM/mynorthwest.com (Dennis Patchin)

WATCH: WAC Digital Network (wacdigitalnetwork.com)

### ON TAP

Seattle U men's basketball (7-8, 0-0 WAC) opens Western Athletic Conference play and the New Year on the road at Kansas City (7-7, 0-0 WAC) on Thursday, Jan. 2. Tip off from the Swinney Center in Kansas City, Mo., is set for 7 p.m. Central Time, 5 p.m. Pacific. The game will stream live on the WAC Network (wacdigitalnetwork.com). Fans can also tune in to KTTH 770 AM in Seattle or online at mynorthwest.com.

### QUICK HITS

- This marks the second straight year that the Redhawks have opened WAC play on the road.
- Seattle U closed out the non-conference season, and 2019, with an 84-58 defeat to Saint Mary's in Moraga, Calif., on Dec. 28.
- The loss moved the Redhawks to 7-8 on the season and left the squad still seeking a true road victory this season.
- Terrell Brown led the Redhawks in scoring at Saint Mary's, finishing with a game-high 22 points.

### PROJECTED STARTING LINEUP

POS. NO.	NAME	YR	HT	PPG	NOTABLE
F 1	Myles Carter	RSr.	6-9	10.4	9 pts, 6 reb, 3 blks at Saint Mary's
G/F 11	Riley Grigsby	So.	6-6	7.7	10 pts, 8 reb vs. LBSU
G 13	Morgan Means	Sr.	6-3	10.4	11 pts, 6 reb, 6 assts at Saint Mary's
G 23	Terrell Brown	RJo.	6-1	20.5	WAC Player of the Week Dec. 23-29
G 24	Delante Jones	RSr.	6-5	7.5	11 pts, 4 reb vs. LBSU

### RESERVES

G 0	Rip Economou	So.	6-8	1.8	2 pts, 2 blks in 3 mins vs. LBSU
G 2	Trey Hopkins	So.	6-4	3.0	6 mins off the bench vs. LBSU
F 5	Joe Wall	So.	6-7	1.0*	Has not appeared in a game in 2019-20
G 10	Aaron Nettles	Jr.	5-11	5.8	6 pts on 2 3s vs. LBSU
G 12	Mattia Da Campo	Sr.	6-5	4.3	9 pts on 3 3s at Saint Mary's
F 14	Matt Vail	So.	6-5	0.0*	Has not appeared in a game in 2019-20
C 21	Jordan Dallas	Gr.	6-10	3.3	4 pts, 4 reb in 14 mins vs. LBSU
F 25	Cade Alger	Fr.	6-9	—	Has not appeared in a game in 2019-20
G 33	Mikkel Hauge	Fr.	6-4	1.8	3 pts in 6 mins vs. LBSU
F 34	Anand Hundal	Sr.	6-10	1.5	5 pts, 3 reb in 8 mins vs. UIW
G 35	Dovy Pinksus	Fr.	6-7	0.7	2 mins off the bench vs. LBSU
G 41	Jaren Nafarrete	Fr.	5-7	—	Has not appeared in a game in 2019-20

\* PPG from final 2018-19 stats



UNIVERSITY INFORMATION

Location: Seattle, Wash.
Founded: 1891
Chartered: 1898
Enrollment: 4,647 (undergrad)
Nickname: Redhawks
Colors: Red and White
Affiliation: NCAA Division I
Conference: Western Athletic Conference
Home Facility (capacity): Redhawk Center (999)
President: Fr. Stephen Sundborg, S.J.
Director of Athletics: Shaney Fink
Athletic Ticket Office: 206-398-GOSU (4678)

MEN'S BASKETBALL COACHING STAFF

Head Coach: Jim Hayford (Third season)
Alma Mater: (Azusa Pacific '89)
Record at Seattle: 45-37 (Two+ season)
Career Record: 405-212 (20 seasons)
Associate Head Coach: Chris Victor (Third season)
Alma Mater: Concordia '04
Associate Head Coach: Alex Pribble (First season)
Alma Mater: Cal '07
Assistant Coach: Sam Kirby (Second season)
Alma Mater: Seattle U '08
Director of Operations: Mike Odlandi (Second season)
Alma Mater: Whitworth '10
Director of Player Dev.: Patrick Mulligan (Third season)
Alma Mater: Gonzaga

TEAM FACTS

2018-19 Record: 18-15
2018-19 WAC Record/Finish: 6-10/T7th
Letterwinners Returning/Lost: 12/2
Starters Returning/Lost: 5/1
Redshirts: 0
Newcomers: 6
2018-19 Postseason Result: CIT First Round

ATHLETIC COMMUNICATIONS

Assoc AD for Strategic Comm/MBB Contact: Sarah Finney
Office Phone: (206) 296-5915
Cell Phone: (206) 445-2237
Email: finneysa@seattleu.edu
Asst. Director of Communications: Brian Vail
Phone: (206) 296-2490 | Email: vailbr@seattleu.edu
Asst. Director of Communications: Jason Oliveira
Phone: (206) 296-2360 | Email: joliveira@seattleu.edu
Athletic Website: www.GoSeattleU.com
Radio (Talent): KTTH 770 AM (Dennis Patchin)
Mailing Address:
Seattle University, 901 12th Ave., PO Box 222000,
Seattle, WA 98122

- Brown has now led the Redhawks in scoring 13 times in 15 games, while also collecting eight 20+ point performances.
• Brown was named the WAC Player of the Week (Dec. 23-29) for his performances against Long Beach State and Saint Mary's.

ABOUT THE SERIES VS KANSAS CITY

This will mark the 14th meeting in program history between Seattle U and Kansas City, with the Roos holding a 8-5 series edge. The teams have split the home-and-home series for the past two seasons and Seattle U has yet to win a game in Kansas City. Last year, Kansas City won this season's first meeting, 63-54, on its home court. Terrell Brown led the Redhawks with 22 points while Myles Carter added 14 in the game. The Redhawks returned the favor in Seattle, claiming a 69-64 win. Four players scored in double figures, including Terrell Brown (21), Morgan Means (18), Riley Grigsby (12) and Myles Carter (10).

BROWN NAMED WAC PLAYER OF THE WEEK

Terrell Brown was named WAC Player of the Week for Dec. 23-29. The senior guard from Seattle, averaged 19.5 points to go with 4.0 rebounds and 5.5 assists per game in a split against Long Beach State and Saint Mary's. Against Long Beach State, he was 6-of-11 from the field for 17 points, adding eight assists and

2019-20 NUMERICAL ROSTER

Table with 7 columns: NO., NAME, POS, HT, WT, YR/EXP, HOMETOWN/PREVIOUS SCHOOL. Lists 41 players including Rip Economou, Myles Carter, Trey Hopkins, Joe Wall, Aaron Nettles, Riley Grigsby, Mattia Da Campo, Morgan Means, Matt Vail, Jordan Dallas, Terrell Brown, Delante Jones, Cade Alger, Tiago Zibecchi, Mikkel Hauge, Anand Hundal, Dovy Pinskius, and Jaren Nafarrete.

\* redshirting the 2019-20 season

COACHING STAFF

Head Coach: Jim Hayford (Azusa Pacific '89) - Third season
Associate Head Coach: Chris Victor (Concordia Irvine '04) - Third season
Associate Head Coach: Alex Pribble (Cal '07) - First season
Assistant Coach: Sam Kirby (Seattle U '08) - Second season
Director of Operations: Mike Odland (Whitworth '10) - Second season
Director of Player Development: Patrick Mulligan (Gonzaga) - Third season

PRONUNCIATION GUIDE

- #0 Rip Economou: Ee-con-oh-moe
#12 Mattia Da Campo: Mat-ee-ah Dah-camp-oh
#23 Terrell Brown: Teh-Rhel
#25 Anand Hundal: Ah-nand Hun-dahl
#30 Tiago Zibecchi: Tee-ah-goh Zee-beck-ee
#33 Mikkel Hauge: Miggle How-guh
#35 Dovy Pinskius: Doe-vee Pins-cuss
#41 Jaren Nafarrete: Jare-en Naf-are-eh-tee



### INSIDE THE NUMBERS

2019-20 Record .....	7-8
Non-Conference.....	7-8
WAC.....	0-0
Home .....	6-2
Away .....	0-5
Neutral .....	1-1
In overtime .....	0-0
<b>Current Streak .....</b>	<b>L1</b>
Last win .....	12/23/19 vs. LBSU (79-57)
Last loss .....	12/28/19 at Saint Mary's (58-84)
<b>Current Home Streak .....</b>	<b>W2</b>
Last win .....	12/23/19 vs. LBSU (79-57)
Last loss .....	12/21/19 vs. Florida A&M (57-71)
<b>Current Road Streak .....</b>	<b>L5</b>
Last win .....	2/28/19 at CBU (67-65)
Last loss .....	12/28/19 at Saint Mary's (58-84)
<b>Current Neutral Streak .....</b>	<b>W1</b>
Last win .....	11/26/19 vs. W. Michigan (59-55)
Last loss .....	11/25/19 vs. Bucknell (70-77)
<b>Records When...</b>	
November .....	4-5
December .....	3-3
January .....	0-0
February .....	0-0
March .....	0-0
Monday .....	1-1
Tuesday .....	4-2
Wednesday .....	0-0
Thursday .....	0-1
Friday.....	0-0
Saturday.....	2-4
Sunday .....	0-0
Leading at halftime .....	5-3
Trailing at halftime .....	0-5
Tied at halftime .....	2-0
Scoring less than 60 .....	1-5
Scoring between 60-69 .....	0-2
Scoring between 70-79 .....	3-1
Scoring between 80-89 .....	1-0
Scoring 90 or more .....	2-0

Allowing less than 60.....	3-0
Allowing between 60-69.....	2-1
Allowing between 70-79.....	1-3
Allowing between 80-89.....	1-4
Allowing 90 or more .....	0-0
Shooting below 30% .....	0-1
Shooting between 30-39.9%.....	2-7
Shooting between 40-44.9%.....	3-0
Shooting between 45-49.9%.....	1-0
Shooting between 50-54.9%.....	0-0
Shooting 55% or above .....	1-0
Opponent shooting below 30%.....	0-0
Opponent shooting between 30-39.9%.....	6-1
Opponent shooting between 40-44.9%.....	0-3
Opponent shooting between 45-49.9%.....	0-1
Opponent shooting between 50-54.9%.....	0-0
Opponent shooting 55% or above.....	1-3
More or same rebounds than opponent.....	4-1
Fewer rebounds than opponent .....	3-7
Game decided by 1-5 Points .....	2-0
Game decided by 6-10 Points.....	0-2
Game decided by 11-15 Points.....	0-2
Game decided by 16-20 Points.....	1-0
Game decided by 21+ Points.....	4-4
SU has 0 players in double figures .....	0-0
SU has 1 players in double figures .....	0-1
SU has 2 players in double figures .....	0-3
SU has 3 players in double figures .....	4-3
SU has 4 players in double figures .....	2-0
SU has 5+ players in double figures .....	1-0
Wearing Black Jerseys .....	0-3
Wearing Grey Jerseys .....	0-0
Wearing Red Jerseys .....	0-3
Wearing White Jerseys .....	7-2

four steals in a 79-57 win at home. Brown kept the Redhawks in the game at Saint Mary's, finishing with a game-high 22 points and seven rebounds with three assists and a block in a road loss. The national leader in field goals made with 121, he has led SU in scoring in 13-of-15 games this season, while surpassing the 20-point mark eight times.

#### TERRELL ON A TEAR

Terrell Brown continues to be the Redhawks' hot hand through the 2019-20 season. The redshirt junior leads Seattle U in scoring (20.5 ppg), is second in rebounds (6.5 rpg) and first in assists (4.4 apg). His ppg average also leads the WAC and ranks 25th in the country in games played through Dec. 31. Brown also ranks second in the country in total field goals and sixth in total points. He has lead the Redhawks in scoring in 13 of 15 games, has tallied eight 20+ point outings and has three double-doubles.

On Nov. 9 against Eastern Washington, the Seattle native drained a career-high 31 points on 12-28 from the field and 6-9 from the free-throw line. He added 13 rebounds for his first double-double of the season, and sixth of his Seattle U career. He has twice come within striking distance of a triple-double, most recently finishing with 17 points, 8 rebounds and 8 assists versus Western Michigan.

#### FREE POINTS

Seattle U's free-throw shooting has been a high-mark of the season as the Redhawks are 231-304 from the stripe, hitting at a 76.0 percent clip. That mark is second in the WAC and ranks 33rd in the nation in games played through Dec. 31. They also rank 9th in total makes and 32nd in attempts. The team percentage is a marked improvement from one year ago when the Redhawks finished the season shooting 71.6 percent from the line.

#### PROTECT THE ROCK

Seattle U averages a WAC-low 11.5 giveaways per game, which also keeps pace among the nation's best. The Redhawks' mark ranks 26th among all NCAA DI teams.

#### 1,000 POINT CLUB

Morgan Means scored seven points on Nov. 26 versus Western Michigan, giving him exactly 1,000



for his career. Most recently, the senior guard scored 11 points (Dec. 28 at Saint Mary's), bringing his current career total to 1,086. Means is the third Seattle U player to reach the 1,000-point mark in the modern DI era. Aaron Broussard (2009-12) finished his career with 1,271 while Isiah Umipig (2013-15) scored 1,164 career points.

LAST TIME OUT

The Redhawks closed out non-conference play and the calendar year on Dec. 28 at Saint Mary's, dropping an 84-58 decision to the reigning West Coast Conference champion. The first five minutes of each half were the deciding factor for the Redhawks as they were outscored 24-1 by the Gaels over those 10 minutes of play. Saint Mary's jumped out to an 11-1 lead to open the game and later used another run to push its first-half lead to 13, 21-8, with 10:49 to go. A pair of threes by Mattia Da Campo and a jumper by Morgan Means trimmed the spread back down to seven, 23-16, and the Redhawks would eventually close out the half with an 8-0 spurt to trail 36-30 going into the break. But the second half would begin in near deja vu fashion as the Gaels scored the first 13 points of the frame, and would push the lead to 20, 56-36 with 12:25 to play. Seattle U would eventually find its offense, but could not match the Saint Mary's fire power. The Gaels shot just shy of 60 percent from the field in the second half, and 55 percent for the game. The Redhawks finished the night shooting 39 percent from the field and were just 5-of-18 from three. Terrell Brown led all scorers with 22 points, while also adding seven rebounds and three assists. Means finished with 11 points, six rebounds and six assists, while Myles Carter and Da Campo chipped in nine points each. Dan Fotu paced Saint Mary's with 17 points. Alex Yucas had 16 points, Jordan Ford added 15 and Malik Fitts chipped in 10.

REDHAWK RUNDOWN

- In a dominating win over Long Beach State on Dec. 23, Seattle U swiped a season-high 13 steals while forcing the Beach into 23 total turnovers - the most turnovers by a Redhawk opponent this season.
- The Redhawk defense also held LBSU to just 19 field goals, the fewest field goals allowed by an opponent this season.

• The meeting with the nationally-ranked Washington on Dec. 17 was just the third game against a ranked opponent during Seattle U's modern-day DI era. Seattle U's last meeting with a ranked opponent came on Dec. 21, 2011, when it hosted No. 24 Virginia at KeyArena. The Cavaliers won, 83-77. The Redhawks' only other ranked match-up came on Mar. 3, 2009 against then No. 13 Washington. The Huskies would claim an 87-60 victory at Alaska Airlines Arena.

• Sophomore Riley Grigsby scored a career-high 22 points versus Incarnate Word on Dec. 3. The game was just his fourth game back from a broken hand to start the season.

• The Redhawks pulled down a season-high 49 rebounds, including 16 offensive boards, in the win over Incarnate Word.

• The Redhawks got 36 bench points in the win over Idaho on Nov. 30, the most the bench has contributed this season.

• Seattle U also hit a season-high 11 three pointers against Idaho, the first time they scored 10 or more threes since Jan. 24, 2019, when they hit 12 versus Chicago State.

• The Redhawks surpassed the 100-point mark for the fifth time under Head Coach Jim Hayford with their 115-81 win over Pacific University on Nov. 12. They achieved the feat twice during his first season (121 vs. Puget Sound on Nov. 12, 2017; 102 vs. Detroit Mercy on Nov. 18, 2017) and twice last year (107 vs. Northwest University on Nov. 28, 2018; 102 vs. Prairie View A&M on Dec. 20, 2018).

• Myles Carter poured in a career-high 37 points versus Pacific, the second 30+ point effort by a Redhawk this season.

• The Redhawks' 43-for-51 effort from the free-throw line vs. Pacific are both records during the modern day DI era. Myles Carter went 15-for-17 in the game and Aaron Nettles was 16-for-18, finishing with 16 points.

• Seattle U won its season opener for the first time in the Jim Hayford era. The Redhawks downed Pacific Lutheran University, 98-64, on Nov. 5. The last time the Redhawks had won their home opener was the 2016-17 season, also a win over the PLU Lutes.

HOME COURT ADVANTAGE

Seattle U has compiled a 238-152 (.610) record in North Court, including a 15-game winning streak

that began Nov. 5, 2008 with a perfect 10-0 mark during the 2008-09 season. In 2017-18, the Redhawks went 9-1 at the Redhawk Center and in 2018-19, the Redhawks went 12-6. The Redhawks are 5-2 in the Redhawk Center so far in 2019-20.

CARTER NAMED WAC PLAYER OF THE WEEK

Senior forward Myles Carter was named Western Athletic Conference Men's Basketball Player of the Week for the week of Nov. 11-17. This was his first WAC Player of the Week honor of the season and the third of his career. The Chicago native averaged WAC-bests of 23.5 points and 12.5 rebounds per game as the Redhawks went 1-1 last week. He poured in a career-high 37 points on 11-of-12 shooting (91.7 percent) and matched his career high with 15 rebounds in a 115-81 win over Pacific of Oregon. At Syracuse, Carter added 10 points and 10 rebounds for a second straight double-double. For the week, Carter shot 65.2 percent from the field and 89.5 percent from the charity stripe.

400 CAREER VICTORIES FOR HAYFORD

Head Coach Jim Hayford earned his 400th career victory on Tuesday, Nov. 12 as the Redhawks defeated Pacific University, 115-81. The win was also Hayford's 40th at the helm of the Redhawks, achieved in just over two seasons. "Players win games," said Hayford postgame. "I've had a lot of great players and a lot of great assistant coaches. A lot of credit goes to my family. I've been doing this 21 years and it's a stressful job, so I guess I've got some stick-to-it-ness and I got a few things right." His road to 400 has included 12 seasons of 20 wins or more and 11 national postseason tournaments, including six (2003, 2007, 2008, 2009, 2010, 2011) at NCAA Division III Whitworth, three at EWU (2015, 2016, 2017) and two at Seattle U (2018, 2019). Hayford is in his 21st season as a head coach.

PRESEASON HONORS

Junior Terrell Brown and senior Myles Carter picked up individual preseason honors. Brown was named to the Coaches' All-WAC First Team and the Media All-WAC Second Team, while Carter was selected to the Coaches' All-WAC Second Team.

Brown, a redshirt junior who transferred into the Redhawks program last year, completed his



inaugural SU season averaging 14.1 ppg and 6.9 rpg. The Seattle native was named to both the 2018-19 WAC All-Newcomer Team and the All-WAC Second Team.

Carter, a redshirt senior, was one of the most dominant interior presences in the WAC one year ago. He led the WAC in blocked shots (60) and double-doubles (11), while averaging 12.9 ppg and 7.9 rpg. Carter earned WAC All-Defensive Team honors in 2018-19 and was named to the NABC DI All-District 6 Second Team.

WAC PRESEASON POLLS

Seattle University men's basketball was selected to finished third in the Western Athletic Conference as both the WAC 2019-20 Preseason Coaches Poll and Media Poll. This marks the second consecutive year that the Redhawks have earned a third place selection, the highest preseason rank since 2014-15.

Reigning WAC champion NM State was selected to repeat the feat in 2019-20, earning eight of nine first-place votes in the Coaches' Poll. Coaches could not vote for their own team or players. The Aggies were also the unanimous first-place pick by the media. Grand Canyon was picked second in both polls.

GET YOUR 2019-20 TICKETS!

Mini-plan as well as single-game tickets are on sale now for the remainder of the Redhawks' 2019-20 season. For more information and to reserve your seats today, contact the SU Athletics Ticket office at 206-398-4678 or visit goseattleu.com/tix.

SU SIGNS AUSTRALIAN SWINGMAN

Kobe Williamson, a 6-8 guard out of Melbourne, Australia, has signed a National Letter of Intent to continue his education and basketball career at Seattle University.

"We are very excited to have Kobe join our program," Head Coach Jim Hayford said. "He is an excellent student who professors will enjoy having in their classes. He is an outstanding person and will be a loved teammate. And on the court he has

a unique skill set that, paired with his size, makes him very difficult to defend."

Williamson attends Haileybury College in Melbourne where he averaged 20.2 points, 17.1 rebounds, 4.0 assists and 3.0 blocks per game during the 2019 season.

His breadth of experience is also highlighted by national and international play. Williamson has been a member of the U17 Australian National Team, as well as playing for Victoria on the U16, U18 and U20 national teams.

Most recently, he competed for Victoria's U20 team in the 2019 National Championships, contributing 11.3 points and 5.0 rebounds per game. Victoria took Gold in the tournament.

In the 2018 FIBA U17 Basketball World Cup, Williamson averaged 8.9 points and 6.3 rebounds over seven games played for Australia. He also averaged 7.6 points and 6.0 rebounds in five games as Australia earned Gold at the 2018 U16 Asia Championships.

The 2018 Victoria Junior Athlete of the Year, Williamson has also competed for the Sandringham Sabers U18 team in the Southern Basketball Association, which were the 2018 U18 Victorian champions, and the Dandenong Rangers, where he averaged 16.0 points and 8.0 rebounds per game to be named a league All-Star.

"Kobe is an outstanding passer and has shown the ability to score at a high level," Hayford said. "He has played on the Australian National team, joining others in our program who have represented their country at the highest level."

FOUR COMMITS FOR 2020-21

Head Coach Jim Hayford has announced the signing of four players who make up the program's latest recruiting class.

"I am pleased to announce this incoming class of Seattle U basketball players," said Hayford. "A lot of hard work and careful selection went into bringing this group of student-athletes to our university.

I'm confident that they will excel in the classroom, on the basketball court and in our community."

Leo Da Campo, younger brother of current Redhawk Mattia Da Campo, is a 6-9 forward from Bassano del Grappa, Italy. Competing for Casale Monferrato club team, Da Campo averaged 15.6 points and 11.0 rebounds per game during the 2018-19 season, including career highs of 34 points and 22 rebounds.

Da Campo has also been a member of the Italian U16 and U18 national teams, competing in the 2018 and 2019 FIBA European Championships.

"Leo is an intelligent big man who is developing into an excellent skilled post," Hayford said. "We have really enjoyed coaching his brother, Mattia, and look forward to his development into one of the top big men in the WAC."

Viktor Rajkovic is a native of Mill Valley, Calif., and Golden State Prep. He attended The Branson School in Ross, Calif. A dual-sport athlete in high school, Rajkovic competed in basketball and swimming for the Bulls. Four standout seasons of hoops culminated with a 2019 Marin County Athletic League title, a California Division IV North Coast Section championship and a DI NorCal runner-up finish. All told, the Bulls won three conference titles, three section titles and two NorCal runner-up finishes.

Rajkovic, a 6-5 forward, averaged 20.4 points and 11.3 rebounds as a senior on his way to earning San Francisco Chronicle Metro Player of the Year, NCS Player of the Year, MCAL Player of the Year, Marin Independent Journal Player of the Year and DI/ Open Division All-State Second Team.

"Viktor brings a college-ready skill set to our program and an instinctive knack for making winning plays," said Hayford. "He led his high school team to great accomplishments, has superior intelligence and work ethic, and a strong desire to be the very best player he can be."

Nate Robinson, a 6-4 guard, will join the Redhawks following a sophomore season at City College of



San Francisco. The Walnut Creek, Calif., native prepped at Las Lomas High School where he led the Knights to the 2018 NorCal DI Championship and a California State runner-up finish. He was named 2018 Diablo Valley Athletic League MVP, MVP of the NorCal championship game and Cal-Hi Sports North Coast Section Co-Player of the Year.

Robinson has been a member of the Great Britain U18 and U20 National Teams. He helped lead the U20 team to a program-best eighth-place finish and the U18 team to a program-best seventh-place finish.

“Nate gives us an athletic, strong lead guard,” Hayford said. “He has extensive international experience and had a great high school career in Northern California. He brings great athleticism to his position and we are confident he can be one of the top defensive guards in the WAC.”

Vasja Pandža is a 6-8 guard who comes to Seattle U from The Hotchkiss School in Lakeville, Conn. Pandža attended high school at The Kiski School in Pennsylvania where he averaged 19 points, 7.0 rebounds and 5.0 assists during his senior season, and led the squad to a pair of Pennsylvania State playoff appearances. Pandža also competed for the PSA Cardinals, a premier AAU program on the EYBL circuit.

Prior to moving to the United States, Pandža lived in England where he played for the Leeds Force club team. He also has national team experience, playing for Great Britain in 2015-16.

“Vas is very skilled and can play multiple positions on the court,” said Hayford. “He brings size and great shooting to his game, which is highlighted by being an excellent passer. He has extensive international experience and is part of the Hotchkiss School basketball program that we think very highly of.”

#### CHRISTMAS IN HAWAII IN 2020

It's never too early to start making holiday travel plans. And Seattle U basketball fans can now start preparing for sunshine and palm trees in December as the Redhawks have announced official acceptance into the 2020 Hawaiian Airlines

Diamond Head Classic, hosted by the University of Hawaii and managed by ESPN Events.

“We are thrilled to be invited to one of the premier, nationally televised tournaments to be hosted each year,” said Head Coach Jim Hayford. “This is an exciting opportunity for our players and our program as a whole.”

Recent tournament winners have included TCU (2018), USC (2017), San Diego State (2016) and Oklahoma (2015). The 2019 field includes the likes of Georgia Tech, Washington, Hawaii, Boise State, Ball State, Houston, UTEP and Portland.

This tournament during the 20-21 season will make the second straight year that the Redhawks participate in a nationally televised tournament run by ESPN Events.

#### YEAR TWO UNDER HEAD COACH JIM HAYFORD

Hayford's Redhawks went 18-15 overall in 2018-19, marking the first back-to-back seasons with 18 wins or more since 2007-08 and 2008-09. The squad jumped out to a 12-3 record to start the season, including wins over Pac-12 members Washington State and Cal, marking the best start to a year in more than 50 years. The Redhawks would battle injury and illness as conference play got underway, but rebounded to win five of their final six regular-season contests. Terrell Brown (All-WAC Second Team, WAC All-Newcomer Team) and Myles Carter (WAC All-Defensive Team, NBCA All-District Second Team) both entered the Seattle U all-time record book during the season. Brown's 150 assists ranks eighth all-time and Carter's 60 blocks ranks second. The team's 238 three-pointers ranks third all-time while their 118 blocks are second.



Jim Hayford was named Seattle University's men's basketball head coach on Wednesday, Mar. 28, 2017. In his first season at Seattle U, he led the Redhawks to their most successful season in the school's modern-day Division I era.

Hayford's Redhawks went 18-15 overall in 2018-19, marking the first back-to-back seasons with 18 wins or more since 2007-08 and 2008-09. The squad jumped out to a 12-3 record to start the season, including wins over Pac-12 members Washington State and Cal, marking the best start to a year in more than 50 years. The Redhawks would battle injury and

illness as conference play got underway, but rebounded to win five of their final six regular-season contests. Terrell Brown (All-WAC Second Team, WAC All-Newcomer Team) and Myles Carter (WAC All-Defensive Team, NBCA All-District Second Team) both entered the Seattle U all-time record book during the season. Brown's 150 assists ranks eighth all-time and Carter's 60 blocks ranks second. The team's 238 three-pointers ranks third all-time while their 118 blocks are second.

Inheriting a program that went 13-17 in 2016-17, Hayford led the 2017-18 Redhawks to finish 20-14 overall, 16-3 on their home court and 8-6 in Western Athletic Conference play. The win total marked a program high since returning to Division I in 2008-09, and marked the first 20-win DI season since 1963-64 when Seattle U finished 22-6. The 16 home victories was also a modern-day DI record, while the eight WAC wins was the most since joining the league in 2012-13. The fourth-place finish ties the best finish during the Redhawks six years competing in the WAC. The season culminated in Hayford's 10th national postseason appearance as a head coach as the Redhawks earned a berth in the Collegiate Basketball Invitational (CBI).

Hayford's up-tempo style of play saw the Redhawks set numerous modern-day DI program records including total points (2,589), field goals (881), field goal percentage (44.6), three-point field goals (312), free-throw percentage (73.8), rebounds (1,298) and blocks (123). Three Redhawks earned postseason honors from the WAC, including junior center Aaron Menzies (Second Team All-WAC, All-Defensive Team), sophomore guard Matej Kavas (Second Team All-WAC) and graduate guard Jordan Hill (All-Newcomer Team). Menzies would set an all-time program record with 79 blocks and a modern-day DI record with 302 rebounds.

Hayford has 20 total seasons as a head coach, amassing an overall record of 398-204 (.670). Prior to Seattle U, he had stints at EWU, Whitworth (NCAA DIII) and Sioux Falls (NAIA). He has coached in 11 national postseason tournaments, including six (2003, 2007, 2008, 2009, 2010, 2011) at NCAA Division III Whitworth, three at EWU (2015, 2016, 2017) and two at Seattle U (2018, 2019).

COACH HAYFORD'S YEAR-BY-YEAR RESULTS

YEAR	SCHOOL	OVERALL	PCT	CONFERENCE
1999-00	Sioux Falls	15-15	.500	
2000-01	Sioux Falls	22-12	.647	
Totals at Sioux Falls	(2 seasons)	37-27	.578	
2001-02	Whitworth	20-7	.741	12-4/2nd
2002-03 \$	Whitworth	23-4	.851	13-3/1st
2003-04	Whitworth	19-6	.760	12-4/2nd
2004-05	Whitworth	13-11	.542	9-7/4th
2005-06	Whitworth	20-7	.741	13-3/2nd
2006-07 \$	Whitworth	24-4	.857	13-3/1st
2007-08 \$	Whitworth	21-7	.750	12-4/1st
2008-09 \$	Whitworth	23-6	.793	12-4/2nd
2009-10 \$	Whitworth	26-3	.897	16-0/1st
2010-11 \$	Whitworth	28-2	.933	15-1/1st
Totals at Whitworth	(10 seasons)	217-57	.792	
2011-12	Eastern Washington	15-17	.469	8-8/4th
2012-13	Eastern Washington	10-21	.323	7-13/8th
2013-14	Eastern Washington	15-16	.484	10-10/T6th
2014-15 #	Eastern Washington	26-9	.743	14-4/T1st
2015-16 !	Eastern Washington	18-16	.529	10-8/ T5th
2016-17 !	Eastern Washington	22-12	.647	13-5/2nd
Totals at EWU	(6 seasons)	106-91	.538	
2017-18 !	Seattle University	20-14	.588	8-6/4th
2018-19 @	Seattle University	18-15	.545	6-10/7th
Totals at SU	(2 seasons)	38-29	.567	
Total as Head Coach	(20 seasons)	398-204	.670	

\$ - NCAA Division III participant

# - NCAA DI Tournament participant, Big Sky Conference Tournament Champions & regular-season co-champions

! - College Basketball Invitational (CBI) Tournament participant

@ - CollegeInsider.com Tournament (CIT) participant



In 2016-17, Hayford completed his sixth season as the head coach at EWU, leading the Eagles to a 22-12 overall record and a 13-5 mark in Big Sky Conference play. In six seasons with Hayford at the helm, the Eagles went to the NCAA Tournament (2015), the CBI Tournament (2016, 2017), earned a Big Sky regular season co-championship (2015) and won the Big Sky Tournament title (2015). Under Hayford, the Eagles had one Big Sky Conference Player of the Year (Jacob Wiles, 2017), two Big Sky Freshmen of the Year, 12 All-Big Sky selections, seven National Association of Basketball (NABC) All-District selections, two Associated Press honorable mention All-Americans and one NBA Draft pick (Tyler Harvey, 2015).

The building process at EWU hit its stride in 2014-15 when Hayford led the Eagles to a 26-9 mark, including a 14-4 Big Sky record. EWU went on to win the Big Sky Conference Tournament and earn a bid to the NCAA Tournament – the first postseason appearance for the program since 2003-04. The team featured Tyler Harvey, who was the nation's leader in scoring (23.1 ppg) and three-pointers made per game (4.0), and went on to be the program's third all-time NBA Draft pick. For his efforts, Hayford was named Big Sky Co-Coach of the Year.

Before taking over at Eastern Washington in March of 2011, Hayford spent 10 seasons building Whitworth University in Spokane, Wash., into a NCAA Division III powerhouse. In his tenure at the helm of the Pirates, Hayford had a record of 217-57 and a winning percentage of .792. He was the Northwest Conference Coach of the Year five times, and twice was honored by the NABC as the West Region Coach of the Year.

Taking over a program that went 25-24 in the two seasons prior (1999-01), Hayford coached the Pirates to eight 20-win seasons, six appearances in the NCAA Division III Tournament (including the last five seasons in a row), five Northwest Conference titles, three NCAA DIII Sweet 16 appearances (2008, 2010, 2011) and one Elite Eight appearance (2011). At the time he left Whitworth, his career winning percentage ranked among the top 10 among all active NCAA Division III coaches.

Prior to Whitworth, Hayford was head coach at the University of Sioux Falls (S.D.), where he compiled a 37-27 record in two seasons. During his inaugural season (1999-2000), he led the Cougars to their first conference playoff appearance in five years. Hayford's Cougars finished the 2000-01 season at 22-12, setting a school record for wins in a season. Prior to Hayford's arrival, USF was 9-17 in 1998-99.

Hayford served as the top assistant coach at Azusa Pacific University (Calif.) from 1990-99, including eight seasons under Bill Odell. APU won seven consecutive Golden State Athletic Conference titles during that time and advanced to the NAIA Division I Final Four in each of his final two seasons there.

Hayford earned his bachelor's degree in social science from Azusa Pacific in 1989. He earned a master's degree in education from Claremont Graduate School in 1991. Hayford and his wife, Robin, have two adult children, daughter, Jayme, and son, Joseph.



### THE LAST TIME SEATTLE UNIVERSITY...

Won at home..... 12/23/19 vs. Long Beach State, 79-57  
 Lost at home..... 12/21/19 vs. Florida A&M, 57-71  
 Won on the road ..... 2/28/19 at California Baptist, 67-65  
 Lost on the road ..... 12/28/19 at Saint Mary's, 58-84  
 Won at a neutral site ..... 11/26/19 vs. Western Michigan, 59-55 (Orlando)  
 Lost at a neutral site ..... 11/25/19 vs. Bucknell, 70-77 (Orlando)  
 Won five+ consecutive games ..... six in 2018 (11/23/18-12/6/18)  
 Won 10+ consecutive games ..... 10 in 2008-09 (1/13/09 - 2/27/09)  
 Won 20+ consecutive games ..... 26 in 1953-54  
 Lost five+ consecutive games ..... 5 in 2018-19 (1/3/19 - 1/19/19)  
 Scored less than 50 points ..... 2/14/19 at UTRGV, 44-59  
 Scored 80-89 points..... 12/3/19 vs. Incarnate Word, 81-60  
 Scored 90-99 points..... 11/5/19 vs. Pacific Lutheran, 98-64  
 Scored 100+ points..... 11/12/19 vs. Pacific, 115-81  
 Won an overtime game..... 3/9/18 vs. Grand Canyon, 83-76 (ot)  
 Lost an overtime game ..... 3/3/18 vs. Central Arkansas, 92-90 (ot)  
 Defeated a nationally-ranked team ..... 1/12/74 vs. No. 16 UNLV, 82-64  
 Lost to a nationally-ranked team ..... 12/17/19 at No. 22 Washington, 59-81  
 Hosted a nationally-ranked team..... 12/21/11 vs. No. 24 Virginia (L, 77-83)  
 Shot under 30% FG ..... 11/16/16 at Notre Dame, 29.1% (16-55)  
 Shot 30-39.9% FG ..... 12/28/19 at Saint Mary's, 38.9% (21-54)  
 Shot 40-49.9% FG ..... 12/23/19 vs. Long Beach State, 42.0% (29-69)  
 Shot 50-59.9% FG ..... 11/12/19 vs. Pacific, 57.6% (34-59)  
 Shot 60+% FG ..... 2/15/18 vs. UTRGV, 60.8% (31-52)  
 Had 50+ rebounds..... 11/12/17 vs. Puget Sound, 61  
 Made 10+ 3-Pointers ..... 11/30/19 vs. Idaho, 11

### THE LAST TIME A SEATTLE U PLAYER...

Scored 25-29 points ..... 11/25/19, Terrell Brown vs. Bucknell, 29  
 Scored 30-39 points ..... 11/12/19, Myles Carter vs. Pacific, 37  
 Scored 40-59 points ..... 11/28/09, Charles Garcia vs. Wofford, 41  
 Scored 60+ points..... 1/30/58, Elgin Baylor vs. Portland, 60  
 Made 10+ field goals..... 11/25/19, Terrell Brown vs. Bucknell, 10  
 Made 5+ 3-pointers..... 12/6/18, Matej Kavas vs. Omaha, 6  
 Had 10-15 rebounds..... 12/7/19, Terrell Brown vs. Portland, 10  
 Had 16-19 rebounds ..... 1/6/18, Aaron Menzies vs. Chicago State, 19  
 Had 20+ rebounds..... 2/15/97, Roger Hammond at Northwest College, 24  
 Had a double-double..... 12/7/19, Terrell Brown vs. Portland (20p, 10r)  
 Led team in pts. & rbs ..... 12/17/19, Terrell Brown at Washington (21p, 7r)  
 Shot 100% FG (min. 5)..... 12/19/16, Morgan Means vs. Southern Utah (5-5)  
 Shot 100% FT (min. 10)..... 12/29/18, Morgan Means at California (16-16)  
 Had 10+ assists ..... 11/23/18, Terrell Brown vs. Denver, 10  
 Had 5+ steals..... 12/1/18, Morgan Means vs. EWU, 5  
 Had 5+ blocks..... 11/28/18, Myles Carter vs. Northwest, 7

### STATISTICAL NOTEABLES

#### 30-plus Points

37 ..... Myles Carter vs. Pacific, 11/12/19  
 31 ..... Terrell Brown vs. Eastern Washington, 11/9/19

#### 20-plus Points

29 ..... Terrell Brown vs. Bucknell, 11/25/19  
 24 ..... Terrell Brown at Washington State, 11/7/19  
 23 ..... Terrell Brown at Syracuse, 11/16/19  
 22 ..... Riley Grigsby vs. Incarnate Word, 12/3/19  
 22 ..... Terrell Brown at Saint Mary's, 12/28/19  
 21 ..... Terrell Brown at Washington, 12/17/19  
 20 ..... Terrell Brown vs. Idaho, 11/30/19  
 20 ..... Terrell Brown vs. Portland, 12/7/19

#### 15-plus Rebounds

15 ..... Myles Carter vs. Pacific, 11/12/19

#### 5-plus Assists

9 ..... Terrell Brown vs. Pacific Lutheran, 11/5/19  
 9 ..... Morgan Means vs. Long Beach State, 12/23/19  
 8 ..... Terrell Brown vs. Western Michigan, 11/26/19  
 8 ..... Terrell Brown vs. Long Beach State, 12/23/19  
 6 ..... Terrell Brown vs. Pacific, 11/12/19  
 6 ..... Mattia Da Campo vs. Pacific, 11/12/19  
 6 ..... Morgan Means at Saint Mary's, 12/28/19  
 5 ..... Aaron Nettles vs. Pacific, 11/12/19  
 5 ..... Morgan Means at Syracuse, 11/16/19  
 5 ..... Terrell Brown vs. Incarnate Word, 12/3/19

#### 5-plus Steals

.....

#### 5-plus Blocks

.....

### DOUBLE-DOUBLES

Terrell Brown (31p, 13r) ..... vs. Eastern Washington, 11/9/19  
 Myles Carter (37p, 15r) ..... vs. Pacific, 11/12/19  
 Myles Carter (10p, 10r) ..... at Syracuse, 11/16/19  
 Myles Carter (14p, 10r) ..... vs. Western Michigan, 11/26/19  
 Riley Grigsby (22p, 10r) ..... vs. Incarnate Word, 12/3/19  
 Terrell Brown (14p, 10r) ..... vs. Incarnate Word, 12/3/19  
 Terrell Brown (20p, 10r) ..... vs. Portland, 12/7/19



# SPEED CHART



**RIP ECONOMOU**  
6-8 • 190 • G • SO



**MYLES CARTER**  
6-9 • 230 • F • S-JR




**TREY HOPKINS**  
6-3 • 180 • G • SO




**JOE WALL**  
6-7 • 215 • F • SO




**AARON NETTLES**  
6-0 • 175 • G • JR



**RILEY GRIGSBY**  
6-6 • 220 • G/F • SO




**MATTIA DA CAMPO**  
6-5 • 210 • G • SR




**MORGAN MEANS**  
6-3 • 175 • G • SR



**MATT VAIL**  
6-5 • 190 • F • SO



**JORDAN DALLAS**  
6-10 • 220 • C • GR



**TERRELL BROWN**  
6-1 • 175 • G • R-JR



**DELANTE JONES**  
6-5 • 195 • G • S-JR




**CADE ALGER**  
6-9 • 190 • F • FR




**MIKKEL HAUGE**  
6-4 • 200 • G • FR



**ANAND HUNDAL**  
6-10 • 230 • F • SR




**DOVY PINSKUS**  
6-7 • 195 • G • FR



**JAREN NAFARRETE**  
5-7 • 140 • G • FR



**JIM HAYFORD**  
HEAD COACH



**CHRIS VICTOR**  
ASSOCIATE HEAD COACH



**ALEX PRIBBLE**  
ASSOCIATE HEAD COACH



**SAM KIRBY**  
ASSISTANT COACH



**MIKE ODLAND**  
DIRECTOR OF OPS



**PATRICK MULLIGAN**  
DIRECTOR OF PLAYER DEV



**Seattle University Basketball**  
**Seattle U Combined Team Statistics (as of Dec 28, 2019)**  
**All games**

<b>RECORD:</b>	<b>OVERALL</b>	<b>HOME</b>	<b>AWAY</b>	<b>NEUTRAL</b>
ALL GAMES	7-8	6-2	0-5	1-1
CONFERENCE	0-0	0-0	0-0	0-0
NON-CONFERENCE	7-8	6-2	0-5	1-1

#	Player	gp-gs	min	avg	Total		3-Point		F-Throw		Rebounds				pf	dq	a	to	blk	stl	pts	avg
					fg-fga	fg%	3fg-fga	3fg%	ft-fta	ft%	off	def	tot	avg								
23	Brown, Terrell	15-15	522	34.8	121-280	.432	9-28	.321	57-78	.731	17	81	98	6.5	31	0	66	36	3	18	308	20.5
01	Carter, Myles	14-13	380	27.1	49-98	.500	2-7	.286	46-62	.742	29	69	98	7.0	34	0	4	33	19	7	146	10.4
13	Means, Morgan	13-13	437	33.6	46-129	.357	16-58	.276	27-31	.871	21	47	68	5.2	37	2	38	23	0	21	135	10.4
11	Grigsby, Riley	9-8	230	25.6	22-61	.361	5-34	.147	20-25	.800	9	31	40	4.4	23	0	5	16	5	5	69	7.7
24	Jones, Delante	15-15	353	23.5	38-112	.339	22-69	.319	14-20	.700	15	34	49	3.3	33	1	7	20	3	4	112	7.5
10	Nettles, Aaron	15-0	285	19.0	23-71	.324	16-52	.308	25-31	.806	4	12	16	1.1	15	0	15	8	0	11	87	5.8
12	Da Campo, Mattia	15-4	313	20.9	22-47	.468	7-19	.368	13-21	.619	25	33	58	3.9	35	1	16	11	2	9	64	4.3
21	Dallas, Jordan	15-4	158	10.5	17-41	.415	8-22	.364	8-9	.889	9	23	32	2.1	27	1	1	6	7	2	50	3.3
02	Hopkins, Trey	12-1	115	9.6	13-33	.394	1-15	.067	9-12	.750	3	12	15	1.3	14	0	2	4	0	3	36	3.0
00	Economou, Rip	12-2	86	7.2	9-28	.321	2-18	.111	2-2	1.000	2	8	10	0.8	10	0	1	6	3	4	22	1.8
33	Hauge, Mikkel	8-0	36	4.5	4-6	.667	1-1	1.000	5-8	.625	0	2	2	0.3	1	0	3	3	0	0	14	1.8
34	Hundal, Anand	10-0	62	6.2	6-12	.500	0-4	.000	3-3	1.000	6	8	14	1.4	8	0	1	2	1	0	15	1.5
35	Pinskus, Dovy	6-0	23	3.8	1-4	.250	0-1	.000	2-2	1.000	0	3	3	0.5	0	0	1	2	1	0	4	0.7
Team											17	23	40				2					
Total.....		15	3000		371-922	.402	89-328	.271	231-304	.760	157	386	543	36.2	268	5	160	172	44	84	1062	70.8
Opponents.....		15	3000		372-871	.427	104-344	.302	221-314	.704	129	402	531	35.4	286	-	183	195	41	88	1069	71.3

<b>TEAM STATISTICS</b>	<b>SU</b>	<b>OPP</b>	<b>Date</b>	<b>Opponent</b>	<b>Score</b>	<b>Att.</b>
SCORING	1062	1069	11/05/19	PACIFIC LUTHERAN	w 98-64	828
Points per game	70.8	71.3	11/07/19	at Washington St.	L 54-85	2810
Scoring margin	-0.5	-	11/09/19	EASTERN WASH.	L 66-74	999
FIELD GOALS-ATT	371-922	372-871	11/12/19	PACIFIC (OR)	w 115-81	921
Field goal pct	.402	.427	# 11/16/19	at Syracuse	L 67-89	21487
3 POINT FG-ATT	89-328	104-344	# 11/19/19	at Ole Miss	L 52-65	6316
3-point FG pct	.271	.302	@ 11/25/19	vs Bucknell	L 70-77	250
3-pt FG made per game	5.9	6.9	@ 11/26/19	vs Western Mich.	w 59-55	250
FREE THROWS-ATT	231-304	221-314	11/30/19	IDAHO	w 74-55	863
Free throw pct	.760	.704	12/03/19	INCARNATE WORD	w 81-60	820
F-Throws made per game	15.4	14.7	12/07/19	PORTLAND	w 73-71	753
REBOUNDS	543	531	12/17/19	at Washington	L 59-81	7760
Rebounds per game	36.2	35.4	12/21/19	FLORIDA A&M	L 57-71	806
Rebounding margin	+0.8	-	12/23/19	LONG BEACH ST.	w 79-57	940
ASSISTS	160	183	12/28/19	at Saint Mary's (CA)	L 58-84	3500
Assists per game	10.7	12.2				
TURNOVERS	172	195				
Turnovers per game	11.5	13.0				
Turnover margin	+1.5	-				
Assist/turnover ratio	0.9	0.9				
STEALS	84	88				
Steals per game	5.6	5.9				
BLOCKS	44	41				
Blocks per game	2.9	2.7				
ATTENDANCE	6930	42373				
Home games-Avg/Game	8-866	5-8375				
Neutral site-Avg/Game	-	2-250				

\* - Conference game

<b>Score by Periods</b>	<b>1st</b>	<b>2nd</b>	<b>Totals</b>
Seattle U	504	558	1062
Opponents	484	585	1069



**Seattle University Basketball**  
Seattle U Season Schedule/Results & Leaders (as of Dec 28, 2019)  
**All games**

<b>RECORD:</b>	<b>OVERALL</b>	<b>HOME</b>	<b>AWAY</b>	<b>NEUTRAL</b>
ALL GAMES	7-8	6-2	0-5	1-1
CONFERENCE	0-0	0-0	0-0	0-0
NON-CONFERENCE	7-8	6-2	0-5	1-1

<b>Date</b>	<b>Opponent</b>	<b>Score</b>	<b>Att.</b>	<b>High Points</b>	<b>High Rebounds</b>
11/05/19	PACIFIC LUTHERAN	w 98-64	828	(16)Brown, Terrell	(8)Brown, Terrell
11/07/19	at Washington St.	54-85 L	2810	(24)Brown, Terrell	(8)Brown, Terrell (8)Da Campo, Mattia
11/09/19	EASTERN WASH.	66-74 L	999	(31)Brown, Terrell	(13)Brown, Terrell
11/12/19	PACIFIC (OR)	w 115-81	921	(37)Carter, Myles	(15)Carter, Myles
11/16/19	#at Syracuse	67-89 L	21487	(23)Brown, Terrell	(10)Carter, Myles
11/19/19	#at Ole Miss	52-65 L	6316	(17)Brown, Terrell	(6)Means, Morgan (6)Jones, Delante
11/25/19	@vs Bucknell	70-77 L	250	(29)Brown, Terrell	(9)Carter, Myles
11/26/19	@vs Western Mich.	w 59-55	250	(17)Brown, Terrell	(10)Carter, Myles
11/30/19	IDAHO	w 74-55	863	(20)Brown, Terrell	(10)Carter, Myles
12/03/19	INCARNATE WORD	w 81-60	820	(22)Grigsby, Riley	(10)Brown, Terrell (10)Grigsby, Riley
12/07/19	PORTLAND	w 73-71	753	(20)Brown, Terrell	(10)Brown, Terrell
12/17/19	at Washington	59-81 L	7760	(21)Brown, Terrell	(7)Brown, Terrell
12/21/19	FLORIDA A&M	57-71 L	806	(18)Brown, Terrell	(8)Da Campo, Mattia
12/23/19	LONG BEACH ST.	w 79-57	940	(17)Brown, Terrell	(8)Grigsby, Riley (8)Means, Morgan
12/28/19	at Saint Mary's (CA)	58-84 L	3500	(22)Brown, Terrell	(7)Brown, Terrell

\* - Conference game

<b>Attendance Summary</b>	<b>Games</b>	<b>Attend</b>	<b>Avg/Game</b>
Home	8	6930	866
Away	5	41873	8375
Neutral	2	500	250
Total	15	49303	3287



**Seattle University Basketball  
Seattle U Team Game-by-Game (as of Dec 28, 2019)  
All games**

**TEAM STATISTICS**

Opponent	Date	Score		Total		3-Pointers		Free throws		Rebounds				pf	a	t/o	blk	stl	pts	avg
				fg-fga	pct	3fg-fga	pct	ft-fa	pct	off	def	tot	avg							
PACIFIC LUTHERAN	11/05/19	98-64	W	38-67	.567	8-28	.286	14-19	.737	15	28	43	43.0	14	17	9	3	5	98	98.0
at Washington St.	11/07/19	54-85	L	20-59	.339	1-15	.067	13-19	.684	9	30	39	41.0	14	4	12	4	1	54	76.0
EASTERN WASH.	11/09/19	66-74	L	24-68	.353	3-17	.176	15-22	.682	13	33	46	42.7	24	5	10	0	10	66	72.7
PACIFIC (OR)	11/12/19	115-81	W	34-59	.576	4-20	.200	43-51	.843	8	41	49	44.2	18	23	23	6	5	115	83.2
at Syracuse	11/16/19	67-89	L	23-62	.371	8-25	.320	13-14	.929	9	21	30	41.4	26	14	13	0	8	67	80.0
at Ole Miss	11/19/19	52-65	L	16-56	.286	4-17	.235	16-18	.889	12	19	31	39.7	17	7	12	3	6	52	75.3
vs Bucknell	11/25/19	70-77	L	24-62	.387	6-17	.353	16-20	.800	9	23	32	38.6	21	7	8	1	4	70	74.6
vs Western Mich.	11/26/19	59-55	W	21-57	.368	6-22	.273	11-19	.579	11	24	35	38.1	14	9	8	4	5	59	72.6
IDAHO	11/30/19	74-55	W	28-65	.431	11-33	.333	7-12	.583	8	25	33	37.6	14	11	11	3	10	74	72.8
INCARNATE WORD	12/03/19	81-60	W	23-55	.418	7-22	.318	28-31	.903	16	33	49	38.7	21	12	16	3	6	81	73.6
PORTLAND	12/07/19	73-71	W	26-66	.394	8-23	.348	13-23	.565	14	28	42	39.0	20	12	8	2	4	73	73.5
at Washington	12/17/19	59-81	L	22-61	.361	5-23	.217	10-13	.769	11	19	30	38.2	18	8	10	1	4	59	72.3
FLORIDA A&M	12/21/19	57-71	L	22-62	.355	4-20	.200	9-16	.563	8	16	24	37.2	14	5	9	6	3	57	71.2
LONG BEACH ST.	12/23/19	79-57	W	29-69	.420	9-28	.321	12-14	.857	10	24	34	36.9	17	17	12	4	13	79	71.7
at Saint Mary's (CA)	12/28/19	58-84	L	21-54	.389	5-18	.278	11-13	.846	4	22	26	36.2	16	9	11	4	0	58	70.8
Seattle U		1062		371-922	.402	89-328	.271	231-304	.760	157	386	543	36.2	268	160	172	44	84	1062	70.8
Opponents		1069		372-871	.427	104-344	.302	221-314	.704	129	402	531	35.4	286	183	195	41	88	1069	71.3

Games played: 15  
Points/game: 70.8  
FG Pct: 40.2  
3FG Pct: 27.1  
FT Pct: 76.0

Rebounds/game: 36.2  
Assists/game: 10.7  
Turnovers/game: 11.5  
Assist/turnover ratio: 0.9  
Steals/game: 5.6  
Blocks/game: 2.9



**Seattle University Basketball**  
**Seattle U Points-Rebounds-Assists (as of Dec 28, 2019)**  
**All games**

Opponent	Date	Score	00		01		02		10		11		12		13	
			ECONOMOU,R	CARTER,MYL	HOPKINS,TR	NETTLES,AA	GRIGSBY,RI	DA CAMPO,M	MEANS,MORG							
PACIFIC LUTHERAN	11/05/19	98-64	w	7-2-0	9-6-0	11-3-0	5-2-2	DNP	8-7-2	DNP						
at Washington St.	11/07/19	54-85	L	0-1-0	8-3-0	10-0-0	4-0-1	DNP	1-8-0	7-3-0						
EASTERN WASH.	11/09/19	66-74	L	0-0-0	11-6-0	3-1-0	3-0-0	DNP	0-4-1	10-7-0						
PACIFIC (OR)	11/12/19	115-81	w	7-4-1	37-15-1	7-6-2	16-2-5	DNP	8-4-6	DNP						
at Syracuse	11/16/19	67-89	L	0-0-0	10-10-0	4-1-0	7-3-3	DNP	3-3-3	5-2-5						
at Ole Miss	11/19/19	52-65	L	4-0-0	6-5-1	0-1-0	6-0-1	DNP	5-5-0	7-6-1						
vs Bucknell	11/25/19	70-77	L	DNP	9-9-0	0-0-0	10-3-1	2-3-0	0-1-0	13-8-4						
vs Western Mich.	11/26/19	59-55	w	0-0-0	14-10-0	0-0-0	1-1-1	3-1-0	5-3-0	7-5-0						
IDAHO	11/30/19	74-55	w	0-0-0	7-10-0	DNP	15-1-0	0-2-0	10-2-2	9-5-4						
INCARNATE WORD	12/03/19	81-60	w	2-2-0	5-4-1	1-1-0	3-1-0	22-10-0	2-3-0	13-5-4						
PORTLAND	12/07/19	73-71	w	DNP	6-7-1	DNP	0-1-0	6-6-2	2-2-1	18-5-3						
at Washington	12/17/19	59-81	L	DNP	2-2-0	DNP	6-1-1	8-5-2	5-3-1	13-4-1						
FLORIDA A&M	12/21/19	57-71	L	0-0-0	DNP	0-2-0	5-0-0	15-4-1	6-8-0	10-4-1						
LONG BEACH ST.	12/23/19	79-57	w	2-1-0	13-5-0	0-0-0	6-1-0	10-8-0	0-2-0	12-8-9						
at Saint Mary's (CA)	12/28/19	58-84	L	0-0-0	9-6-0	0-0-0	0-0-0	3-1-0	9-3-0	11-6-6						

Opponent	Date	Score	21		23		24		33		34		35	
			DALLAS,JOR	BROWN,TERR	JONES,DELA	HAUGE,MIKK	HUNDAL,ANA	PINSKUS,DO						
PACIFIC LUTHERAN	11/05/19	98-64	w	10-5-0	16-8-9	15-1-1	7-1-2	6-3-0	4-1-1					
at Washington St.	11/07/19	54-85	L	0-1-0	24-8-2	0-4-1	0-1-0	0-0-0	0-0-0					
EASTERN WASH.	11/09/19	66-74	L	2-3-0	31-13-4	6-3-0	DNP	0-0-0	DNP					
PACIFIC (OR)	11/12/19	115-81	w	7-2-0	19-4-6	8-5-0	2-0-1	4-4-1	0-1-0					
at Syracuse	11/16/19	67-89	L	3-1-0	23-7-3	12-1-0	0-0-0	0-2-0	0-0-0					
at Ole Miss	11/19/19	52-65	L	0-2-0	17-1-4	7-6-0	0-0-0	0-1-0	DNP					
vs Bucknell	11/25/19	70-77	L	0-0-0	29-3-2	7-5-0	DNP	0-0-0	DNP					
vs Western Mich.	11/26/19	59-55	w	0-0-0	17-8-8	12-6-0	DNP	DNP	DNP					
IDAHO	11/30/19	74-55	w	11-1-0	20-7-4	2-4-1	DNP	0-1-0	DNP					
INCARNATE WORD	12/03/19	81-60	w	7-5-1	14-10-5	7-2-1	0-0-0	5-3-0	0-1-0					
PORTLAND	12/07/19	73-71	w	5-2-0	20-10-3	16-6-2	DNP	0-0-0	DNP					
at Washington	12/17/19	59-81	L	0-4-0	21-7-2	4-1-1	DNP	DNP	DNP					
FLORIDA A&M	12/21/19	57-71	L	0-2-0	18-4-3	3-0-0	DNP	DNP	DNP					
LONG BEACH ST.	12/23/19	79-57	w	5-4-0	17-1-8	11-4-0	3-0-0	DNP	0-0-0					
at Saint Mary's (CA)	12/28/19	58-84	L	0-0-0	22-7-3	2-1-0	2-0-0	DNP	DNP					



#00 Economou, Rip

Opponent	Date	gs	min	Total		3-Pointers		Free throws		Rebounds				pf	a	t/o	blk	stl	pts	avg	
				fg-fga	pct	3fg-fga	pct	ft-fa	pct	off	def	tot	avg								
PACIFIC LUTHERAN	11/05/19	*	26	3-9	.333	1-7	.143	0-0	.000	0	2	2	2.0	2	0	0	0	3	7	7.0	
at Washington St.	11/07/19		10	0-1	.000	0-1	.000	0-0	.000	1	0	1	1.5	2	0	0	0	0	0	3.5	
EASTERN WASH.	11/09/19		1	0-0	.000	0-0	.000	0-0	.000	0	0	0	1.0	0	0	0	0	0	0	2.3	
PACIFIC (OR)	11/12/19	*	22	3-8	.375	1-4	.250	0-0	.000	0	4	4	1.8	0	1	3	0	0	7	3.5	
at Syracuse	11/16/19		7	0-3	.000	0-3	.000	0-0	.000	0	0	0	1.4	3	0	0	0	0	0	2.8	
at Ole Miss	11/19/19		1	1-1	1.000	0-0	.000	2-2	1.000	0	0	0	1.2	0	0	0	0	0	4	3.0	
vs Western Mich.	11/26/19		2	0-1	.000	0-0	.000	0-0	.000	0	0	0	1.0	0	0	0	0	0	0	2.6	
IDAHO	11/30/19		3	0-0	.000	0-0	.000	0-0	.000	0	0	0	0.9	2	0	0	0	0	0	2.3	
INCARNATE WORD	12/03/19		6	1-3	.333	0-2	.000	0-0	.000	0	2	2	1.0	0	0	1	0	0	2	2.2	
FLORIDA A&M	12/21/19		3	0-0	.000	0-0	.000	0-0	.000	0	0	0	0.9	1	0	1	1	0	0	2.0	
LONG BEACH ST.	12/23/19		3	1-2	.500	0-1	.000	0-0	.000	1	0	1	0.9	0	0	1	2	1	2	2.0	
at Saint Mary's (CA)	12/28/19		2	0-0	.000	0-0	.000	0-0	.000	0	0	0	0.8	0	0	0	0	0	0	1.8	
<b>Totals</b>			<b>2</b>	<b>86</b>	<b>9-28</b>	<b>.321</b>	<b>2-18</b>	<b>.111</b>	<b>2-2</b>	<b>1.000</b>	<b>2</b>	<b>8</b>	<b>10</b>	<b>0.8</b>	<b>10</b>	<b>1</b>	<b>6</b>	<b>3</b>	<b>4</b>	<b>22</b>	<b>1.8</b>

Games played: 12  
 Minutes/game: 7.2  
 Points/game: 1.8  
 FG Pct: 32.1  
 3FG Pct: 11.1  
 FT Pct: 100.0

Rebounds/game: 0.8  
 Assists/game: 0.1  
 Turnovers/game: 0.5  
 Assist/turnover ratio: 0.2  
 Steals/game: 0.3  
 Blocks/game: 0.3

CAREER STATS

Year	GP-GS	Min/Avg	Total		3-Point		FT-FTA		Rebounds		PF-FO	Ast	TO	Blk	Stl	Pts/Avg	
			FG-FGA	Pct	FG-FGA	Pct	Pct	Pct	Off-Def	Tot							Avg
2018-19	15-0	64/4.3	7-27	.259	6-24	.250	3-5	.600	4-2	6	0.4	15-0	0	2	1	0	23/1.5
2019-20	12-2	86/7.2	9-28	.321	2-18	.111	2-2	1.000	2-8	10	0.8	10-0	1	6	3	4	22/1.8
<b>TOTAL</b>	<b>27-2</b>	<b>150/5.6</b>	<b>16-55</b>	<b>.291</b>	<b>8-42</b>	<b>.190</b>	<b>5-7</b>	<b>.714</b>	<b>6-10</b>	<b>16</b>	<b>0.6</b>	<b>25-0</b>	<b>1</b>	<b>8</b>	<b>4</b>	<b>4</b>	<b>45/1.7</b>

SINGLE-GAME HIGHS

Points: 9, Prairie View -- 12/20/18  
 Rebounds: 4, Pacific (OR) -- 11/12/19  
 Assists: 1, Pacific (OR) -- 11/12/19  
 Steals: 3, Pacific Lutheran -- 11/05/19  
 Blocks: 1, Utah Valley -- 02/26/19  
 FG made: 3, 4 times  
 3FG attempts: 7, Pacific Lutheran -- 11/05/19  
 FT made: 2, at CSU Bakersfield -- 01/03/19  
 FT attempts: 2, at CSU Bakersfield -- 01/03/19 ; Puget Sound -- 11/08/18



#01 Carter, Myles

Opponent	Date	gs	min	Total		3-Pointers		Free throws		Rebounds				pf	a	t/o	blk	stl	pts	avg	
				fg-fga	pct	3fg-fga	pct	ft-fa	pct	off	def	tot	avg								
PACIFIC LUTHERAN	11/05/19	*	18	3-4	.750	0-1	.000	3-4	.750	1	5	6	6.0	1	0	2	1	0	9	9.0	
at Washington St.	11/07/19	*	30	3-7	.429	0-1	.000	2-2	1.000	2	1	3	4.5	0	0	1	4	0	8	8.5	
EASTERN WASH.	11/09/19	*	27	4-8	.500	0-0	.000	3-4	.750	1	5	6	5.0	4	0	1	0	2	11	9.3	
PACIFIC (OR)	11/12/19	*	31	11-12	.917	0-0	.000	15-17	.882	4	11	15	7.5	4	1	4	2	1	37	16.3	
at Syracuse	11/16/19	*	35	4-11	.364	0-0	.000	2-2	1.000	4	6	10	8.0	1	0	3	0	0	10	15.0	
at Ole Miss	11/19/19	*	30	1-3	.333	0-0	.000	4-4	1.000	1	4	5	7.5	4	1	1	2	2	6	13.5	
vs Bucknell	11/25/19	*	35	4-6	.667	1-1	1.000	0-0	.000	3	6	9	7.7	4	0	2	0	0	9	12.9	
vs Western Mich.	11/26/19	*	33	4-10	.400	0-0	.000	6-10	.600	4	6	10	8.0	2	0	4	3	1	14	13.0	
IDAHO	11/30/19	*	32	3-5	.600	0-1	.000	1-5	.200	3	7	10	8.2	1	0	3	0	0	7	12.3	
INCARNATE WORD	12/03/19	*	19	1-6	.167	0-1	.000	3-4	.750	1	3	4	7.8	4	1	2	2	0	5	11.6	
PORTLAND	12/07/19	*	22	2-5	.400	0-1	.000	2-4	.500	3	4	7	7.7	3	1	2	1	0	6	11.1	
at Washington	12/17/19	*	18	1-3	.333	0-0	.000	0-0	.000	0	2	2	7.3	2	0	1	0	0	2	10.3	
LONG BEACH ST.	12/23/19	*	23	4-9	.444	0-0	.000	5-6	.833	1	4	5	7.1	2	0	2	1	1	13	10.5	
at Saint Mary's (CA)	12/28/19	*	27	4-9	.444	1-1	1.000	0-0	.000	1	5	6	7.0	2	0	5	3	0	9	10.4	
<b>Totals</b>			<b>13</b>	<b>380</b>	<b>49-98</b>	<b>.500</b>	<b>2-7</b>	<b>.286</b>	<b>46-62</b>	<b>.742</b>	<b>29</b>	<b>69</b>	<b>98</b>	<b>7.0</b>	<b>34</b>	<b>4</b>	<b>33</b>	<b>19</b>	<b>7</b>	<b>146</b>	<b>10.4</b>

Games played: 14  
 Minutes/game: 27.1  
 Points/game: 10.4  
 FG Pct: 50.0  
 3FG Pct: 28.6  
 FT Pct: 74.2

Rebounds/game: 7.0  
 Assists/game: 0.3  
 Turnovers/game: 2.4  
 Assist/turnover ratio: 0.1  
 Steals/game: 0.5  
 Blocks/game: 1.4

CAREER STATS

Year	GP-GS	Min/Avg	Total		3-Point		FT-FTA	Pct	Off-Def	Tot	Avg	PF-FO	Ast	TO	Blk	Stl	Pts/Avg
			FG-FGA	Pct	FG-FGA	Pct											
2015-16*	9-0	32/3.6	2-2	1.000	0-0	.000	1-4	.250	3-3	6	0.7	5-0	1	3	1	0	5/0.6
2016-17*	5-0	33/6.6	2-7	.286	0-0	.000	0-1	.000	2-5	7	1.4	17-0	8	13	0	11	4/0.8
2018-19	33-33	974/29.5	163-342	.477	6-15	.400	94-151	.623	77-183	260	7.9	121-9	16	74	60	5	426/12.9
2019-20	14-13	380/27.1	49-98	.500	2-7	.286	46-62	.742	29-69	98	7.0	34-0	4	33	19	7	146/10.4
<b>TOTAL</b>	<b>47-46</b>	<b>1354/28.8</b>	<b>212-440</b>	<b>.482</b>	<b>8-22</b>	<b>.364</b>	<b>140-213</b>	<b>.657</b>	<b>106-252</b>	<b>358</b>	<b>7.6</b>	<b>155-9</b>	<b>20</b>	<b>107</b>	<b>79</b>	<b>12</b>	<b>572/12.2</b>
<b>All*</b>	<b>61-46</b>	<b>1419/23.3</b>	<b>216-449</b>	<b>.481</b>	<b>8-22</b>	<b>.364</b>	<b>141-218</b>	<b>.647</b>	<b>111-260</b>	<b>371</b>	<b>6.1</b>	<b>177-9</b>	<b>29</b>	<b>123</b>	<b>80</b>	<b>23</b>	<b>581/9.5</b>

\* Statistics from prior team/school

SINGLE-GAME HIGHS

Points: 37, Pacific (OR) -- 11/12/19  
 Rebounds: 15, UTRGV -- 01/19/19 ; Pacific (OR) -- 11/12/19  
 Assists: 2, 5 times  
 Steals: 2, at Ole Miss -- 11-19-19 ; Eastern Wash. -- 11/09/19 ; at Portland -- 12/17/18  
 Blocks: 7, Northwest (WA) -- 11/28/18  
 FG made: 11, Pacific (OR) -- 11/12/19 ; at California -- 12/29/18  
 FG attempts: 19, UTRGV -- 01/19/19  
 3FG made: 1, 7 times  
 3FG attempts: 3, Utah Valley -- 02/26/19  
 FT made: 15, Pacific (OR) -- 11/12/19  
 FT attempts: 17, Pacific (OR) -- 11/12/19



#02 Hopkins, Trey

Opponent	Date	gs	min	Total		3-Pointers		Free throws		Rebounds				pf	a	t/o	blk	stl	pts	avg	
				fg-fga	pct	3fg-fga	pct	ft-fa	pct	off	def	tot	avg								
PACIFIC LUTHERAN	11/05/19	*	27	5-10	.500	0-4	.000	1-2	.500	2	1	3	3.0	3	0	1	0	1	11	11.0	
at Washington St.	11/07/19		13	3-5	.600	0-1	.000	4-4	1.000	0	0	0	1.5	0	0	0	0	0	10	10.5	
EASTERN WASH.	11/09/19		20	1-6	.167	0-4	.000	1-2	.500	0	1	1	1.3	1	0	0	0	1	3	8.0	
PACIFIC (OR)	11/12/19		19	3-8	.375	1-4	.250	0-0	.000	0	6	6	2.5	1	2	3	0	1	7	7.8	
at Syracuse	11/16/19		4	1-1	1.000	0-0	.000	2-2	1.000	1	0	1	2.2	0	0	0	0	0	4	7.0	
at Ole Miss	11/19/19		7	0-0	.000	0-0	.000	0-0	.000	0	1	1	2.0	1	0	0	0	0	0	5.8	
vs Bucknell	11/25/19		0	0-0	.000	0-0	.000	0-0	.000	0	0	0	1.7	0	0	0	0	0	0	5.0	
vs Western Mich.	11/26/19		3	0-0	.000	0-0	.000	0-0	.000	0	0	0	1.5	0	0	0	0	0	0	4.4	
INCARNATE WORD	12/03/19		5	0-1	.000	0-1	.000	1-2	.500	0	1	1	1.4	3	0	0	0	0	1	4.0	
FLORIDA A&M	12/21/19		7	0-0	.000	0-0	.000	0-0	.000	0	2	2	1.5	1	0	0	0	0	0	3.6	
LONG BEACH ST.	12/23/19		6	0-2	.000	0-1	.000	0-0	.000	0	0	0	1.4	3	0	0	0	0	0	3.3	
at Saint Mary's (CA)	12/28/19		4	0-0	.000	0-0	.000	0-0	.000	0	0	0	1.3	1	0	0	0	0	0	3.0	
<b>Totals</b>			<b>1</b>	<b>115</b>	<b>13-33</b>	<b>.394</b>	<b>1-15</b>	<b>.067</b>	<b>9-12</b>	<b>.750</b>	<b>3</b>	<b>12</b>	<b>15</b>	<b>1.3</b>	<b>14</b>	<b>2</b>	<b>4</b>	<b>0</b>	<b>3</b>	<b>36</b>	<b>3.0</b>

Games played: 12  
 Minutes/game: 9.6  
 Points/game: 3.0  
 FG Pct: 39.4  
 3FG Pct: 6.7  
 FT Pct: 75.0

Rebounds/game: 1.3  
 Assists/game: 0.2  
 Turnovers/game: 0.3  
 Assist/turnover ratio: 0.5  
 Steals/game: 0.3

CAREER STATS

Year	GP-GS	Min/Avg	Total		3-Point		FT-FTA	Pct	Off-Def	Tot	Avg	PF-FO	Ast	TO	Blk	Stl	Pts/Avg
			FG-FGA	Pct	FG-FGA	Pct											
2018-19	18-2	136/7.6	17-40	.425	3-16	.188	3-5	.600	11-10	21	1.2	14-0	4	7	0	2	40/2.2
2019-20	12-1	115/9.6	13-33	.394	1-15	.067	9-12	.750	3-12	15	1.3	14-0	2	4	0	3	36/3.0
<b>TOTAL</b>	<b>30-3</b>	<b>251/8.4</b>	<b>30-73</b>	<b>.411</b>	<b>4-31</b>	<b>.129</b>	<b>12-17</b>	<b>.706</b>	<b>14-22</b>	<b>36</b>	<b>1.2</b>	<b>28-0</b>	<b>6</b>	<b>11</b>	<b>0</b>	<b>5</b>	<b>76/2.5</b>

SINGLE-GAME HIGHS

Points: 12, Northwest (WA) -- 11/28/18  
 Rebounds: 6, Pacific (OR) -- 11/12/19  
 Assists: 2, California Baptist -- 02/02/19 ; Pacific (OR) -- 11/12/19  
 Steals: 1, 6 times  
 FG made: 5, Pacific Lutheran -- 11/05/19 ; Northwest (WA) -- 11/28/18  
 FG attempts: 10, Pacific Lutheran -- 11/05/19  
 3FG made: 2, Northwest (WA) -- 11/28/18  
 3FG attempts: 4, 4 times  
 FT made: 4, at Washington St. -- 11/07/19  
 FT attempts: 4, at Washington St. -- 11/07/19



#10 Nettles, Aaron

Opponent	Date	gs	min	Total		3-Pointers		Free throws		Rebounds				pf	a	t/o	blk	stl	pts	avg
				fg-fga	pct	3fg-fga	pct	ft-fga	pct	off	def	tot	avg							
PACIFIC LUTHERAN	11/05/19		19	2-8	.250	1-5	.200	0-0	.000	1	1	2	2.0	2	2	0	0	0	5	5.0
at Washington St.	11/07/19		13	1-3	.333	0-1	.000	2-3	.667	0	0	0	1.0	0	1	0	0	0	4	4.5
EASTERN WASH.	11/09/19		21	1-2	.500	0-1	.000	1-2	.500	0	0	0	0.7	0	0	1	0	1	3	4.0
PACIFIC (OR)	11/12/19		21	0-4	.000	0-4	.000	16-18	.889	0	2	2	1.0	4	5	0	0	1	16	7.0
at Syracuse	11/16/19		23	2-3	.667	2-3	.667	1-1	1.000	1	2	3	1.4	1	3	2	0	1	7	7.0
at Ole Miss	11/19/19		27	2-9	.222	2-5	.400	0-0	.000	0	0	0	1.2	1	1	1	0	0	6	6.8
vs Bucknell	11/25/19		23	2-5	.400	2-4	.500	4-5	.800	1	2	3	1.4	3	1	0	0	1	10	7.3
vs Western Mich.	11/26/19		12	0-1	.000	0-1	.000	1-2	.500	0	1	1	1.4	0	1	0	0	0	1	6.5
IDAHO	11/30/19		31	6-16	.375	3-10	.300	0-0	.000	0	1	1	1.3	2	0	0	0	4	15	7.4
INCARNATE WORD	12/03/19		11	1-2	.500	1-2	.500	0-0	.000	0	1	1	1.3	0	0	1	0	0	3	7.0
PORTLAND	12/07/19		11	0-0	.000	0-0	.000	0-0	.000	0	1	1	1.3	0	0	0	0	0	0	6.4
at Washington	12/17/19		17	2-4	.500	2-4	.500	0-0	.000	1	0	1	1.3	0	1	1	0	1	6	6.3
FLORIDA A&M	12/21/19		28	2-7	.286	1-5	.200	0-0	.000	0	0	0	1.2	0	0	0	0	0	5	6.2
LONG BEACH ST.	12/23/19		20	2-6	.333	2-6	.333	0-0	.000	0	1	1	1.1	2	0	2	0	2	6	6.2
at Saint Mary's (CA)	12/28/19		8	0-1	.000	0-1	.000	0-0	.000	0	0	0	1.1	0	0	0	0	0	0	5.8
Totals		0	285	23-71	.324	16-52	.308	25-31	.806	4	12	16	1.1	15	15	8	0	11	87	5.8

Games played: 15  
 Minutes/game: 19.0  
 Points/game: 5.8  
 FG Pct: 32.4  
 3FG Pct: 30.8  
 FT Pct: 80.6

Rebounds/game: 1.1  
 Assists/game: 1.0  
 Turnovers/game: 0.5  
 Assist/turnover ratio: 1.9  
 Steals/game: 0.7

CAREER STATS

Year	GP-GS	Min/Avg	Total		3-Point		FT-FTA	Pct	Off-Def	Tot	Avg	PF-FO	Ast	TO	Blk	Stl	Pts/Avg
			FG-FGA	Pct	FG-FGA	Pct											
2017-18	32-2	244/7.6	25-60	.417	20-52	.385	13-17	.765	4-17	21	0.7	21-0	9	10	0	6	83/2.6
2018-19	29-3	366/12.6	29-62	.468	22-50	.440	10-14	.714	2-16	18	0.6	39-0	11	13	0	16	90/3.1
2019-20	15-0	285/19.0	23-71	.324	16-52	.308	25-31	.806	4-12	16	1.1	15-0	15	8	0	11	87/5.8
TOTAL	76-5	895/11.8	77-193	.399	58-154	.377	48-62	.774	10-45	55	0.7	75-0	35	31	0	33	260/3.4

SINGLE-GAME HIGHS

Points: 20, Pacific Lutheran -- 12/04/17  
 Rebounds: 3, 5 times  
 Assists: 5, Pacific (OR) -- 11/12/19  
 Steals: 2, 5 times  
 FG made: 7, Pacific Lutheran -- 12/04/17  
 FG attempts: 14, Pacific Lutheran -- 12/04/17  
 3FG made: 6, Pacific Lutheran -- 12/04/17  
 3FG attempts: 12, Pacific Lutheran -- 12/04/17  
 FT made: 16, Pacific (OR) -- 11/12/19  
 FT attempts: 18, Pacific (OR) -- 11/12/19



#11 Grigsby, Riley

Opponent	Date	gs	min	Total		3-Pointers		Free throws		Rebounds				pf	a	t/o	blk	stl	pts	avg	
				fg-fga	pct	3fg-fga	pct	ft-fga	pct	off	def	tot	avg								
at Ole Miss	11/19/19		dnp	-	-	-	-	-	-	-	-	-	-	-	-	-	-	-	-	-	
vs Bucknell	11/25/19		27	1-5	.200	0-2	.000	0-0	.000	1	2	3	3.0	4	0	2	1	0	2	2.0	
vs Western Mich.	11/26/19	*	22	1-5	.200	0-4	.000	1-2	.500	0	1	1	2.0	3	0	1	0	0	3	2.5	
IDAHO	11/30/19	*	6	0-1	.000	0-0	.000	0-0	.000	0	2	2	2.0	1	0	1	2	0	0	1.7	
INCARNATE WORD	12/03/19	*	31	6-9	.667	3-5	.600	7-7	1.000	4	6	10	4.0	3	0	3	1	2	22	6.8	
PORTLAND	12/07/19	*	29	2-9	.222	0-7	.000	2-4	.500	1	5	6	4.4	3	2	1	0	1	6	6.6	
at Washington	12/17/19	*	28	2-5	.400	1-4	.250	3-4	.750	1	4	5	4.5	2	2	1	0	0	8	6.8	
FLORIDA A&M	12/21/19	*	32	5-11	.455	1-3	.333	4-5	.800	1	3	4	4.4	3	1	2	1	2	15	8.0	
LONG BEACH ST.	12/23/19	*	33	4-12	.333	0-6	.000	2-2	1.000	1	7	8	4.9	1	0	1	0	0	10	8.3	
at Saint Mary's (CA)	12/28/19	*	22	1-4	.250	0-3	.000	1-1	1.000	0	1	1	4.4	3	0	4	0	0	3	7.7	
Totals			8	230	22-61	.361	5-34	.147	20-25	.800	9	31	40	4.4	23	5	16	5	5	69	7.7

Games played: 9  
 Minutes/game: 25.6  
 Points/game: 7.7  
 FG Pct: 36.1  
 3FG Pct: 14.7  
 FT Pct: 80.0

Rebounds/game: 4.4  
 Assists/game: 0.6  
 Turnovers/game: 1.8  
 Assist/turnover ratio: 0.3  
 Steals/game: 0.6  
 Blocks/game: 0.6

CAREER STATS

Year	GP-GS	Min/Avg	Total		3-Point		FT-FTA	Pct	Off-Def	Tot	Avg	PF-FO	Ast	TO	Blk	Stl	Pts/Avg
			FG-FGA	Pct	FG-FGA	Pct											
2018-19	30-7	517/17.2	46-96	.479	9-30	.300	28-39	.718	19-58	77	2.6	75-2	16	17	20	8	129/4.3
2019-20	9-8	230/25.6	22-61	.361	5-34	.147	20-25	.800	9-31	40	4.4	23-0	5	16	5	5	69/7.7
TOTAL	39-15	747/19.2	68-157	.433	14-64	.219	48-64	.750	28-89	117	3.0	98-2	21	33	25	13	198/5.1

SINGLE-GAME HIGHS

Points: 22, Incarnate Word -- 12/03/19  
 Rebounds: 10, Incarnate Word -- 12/03/19  
 Assists: 3, UMKC -- 02/21/19  
 Steals: 2, vs Grand Canyon -- 03/14/19 ; Incarnate Word -- 12/03/19  
 Blocks: 3, Omaha -- 12/06/18  
 FG made: 6, Incarnate Word -- 12/03/19  
 FG attempts: 9, Incarnate Word -- 12/03/19  
 3FG made: 3, UMKC -- 02/21/19 ; Incarnate Word -- 12/03/19  
 3FG attempts: 5, CSU Bakersfield -- 03/07/19 ; Incarnate Word -- 12/03/19  
 FT made: 7, Incarnate Word -- 12/03/19  
 FT attempts: 7, Incarnate Word -- 12/03/19



#12 Da Campo, Mattia

Opponent	Date	gs	min	Total		3-Pointers		Free throws		Rebounds				pf	a	t/o	blk	stl	pts	avg
				fg-fga	pct	3fg-fga	pct	ft-fga	pct	off	def	tot	avg							
PACIFIC LUTHERAN	11/05/19		19	4-6	.667	0-0	.000	0-0	.000	4	3	7	7.0	2	2	1	0	0	8	8.0
at Washington St.	11/07/19	*	27	0-1	.000	0-1	.000	1-3	.333	1	7	8	7.5	2	0	1	0	1	1	4.5
EASTERN WASH.	11/09/19	*	22	0-3	.000	0-2	.000	0-0	.000	1	3	4	6.3	3	1	0	0	0	0	3.0
PACIFIC (OR)	11/12/19		22	1-1	1.000	0-0	.000	6-8	.750	3	1	4	5.8	2	6	0	0	0	8	4.3
at Syracuse	11/16/19		19	1-1	1.000	1-1	1.000	0-0	.000	0	3	3	5.2	5	3	0	0	2	3	4.0
at Ole Miss	11/19/19	*	31	2-4	.500	1-2	.500	0-0	.000	3	2	5	5.2	2	0	2	1	2	5	4.2
vs Bucknell	11/25/19	*	11	0-4	.000	0-4	.000	0-0	.000	0	1	1	4.6	3	0	1	0	1	0	3.6
vs Western Mich.	11/26/19		22	2-4	.500	1-3	.333	0-0	.000	1	2	3	4.4	3	0	0	0	2	5	3.8
IDAHO	11/30/19		24	3-4	.750	1-1	1.000	3-4	.750	1	1	2	4.1	2	2	1	0	1	10	4.4
INCARNATE WORD	12/03/19		15	1-1	1.000	0-0	.000	0-0	.000	2	1	3	4.0	1	0	2	0	0	2	4.2
PORTLAND	12/07/19		18	1-2	.500	0-0	.000	0-0	.000	1	1	2	3.8	4	1	0	0	0	2	4.0
at Washington	12/17/19		23	2-5	.400	0-1	.000	1-2	.500	2	1	3	3.8	4	1	1	0	0	5	4.1
FLORIDA A&M	12/21/19		26	2-5	.400	0-0	.000	2-4	.500	4	4	8	4.1	0	0	1	1	0	6	4.2
LONG BEACH ST.	12/23/19		8	0-2	.000	0-0	.000	0-0	.000	1	1	2	3.9	0	0	1	0	0	0	3.9
at Saint Mary's (CA)	12/28/19		26	3-4	.750	3-4	.750	0-0	.000	1	2	3	3.9	2	0	0	0	0	9	4.3
Totals		4	313	22-47	.468	7-19	.368	13-21	.619	25	33	58	3.9	35	16	11	2	9	64	4.3

Games played: 15  
 Minutes/game: 20.9  
 Points/game: 4.3  
 FG Pct: 46.8  
 3FG Pct: 36.8  
 FT Pct: 61.9

Rebounds/game: 3.9  
 Assists/game: 1.1  
 Turnovers/game: 0.7  
 Assist/turnover ratio: 1.5  
 Steals/game: 0.6  
 Blocks/game: 0.1

CAREER STATS

Year	GP-GS	Min/Avg	Total		3-Point		FT-FTA	Pct	Off-Def	Tot	Avg	PF-FO	Ast	TO	Blk	Stl	Pts/Avg
			FG-FGA	Pct	FG-FGA	Pct											
2016-17	16-0	139/8.7	9-14	.643	1-3	.333	5-10	.500	6-11	17	1.1	19-0	14	17	0	3	24/1.5
2017-18	27-1	198/7.3	15-24	.625	4-9	.444	7-11	.636	16-29	45	1.7	29-0	17	7	0	9	41/1.5
2018-19	31-15	574/18.5	37-72	.514	9-19	.474	34-51	.667	64-70	134	4.3	49-3	24	30	1	8	117/3.8
2019-20	15-4	313/20.9	22-47	.468	7-19	.368	13-21	.619	25-33	58	3.9	35-1	16	11	2	9	64/4.3
TOTAL	89-20	1224/13.8	83-157	.529	21-50	.420	59-93	.634	111-143	254	2.9	132-4	71	65	3	29	246/2.8

SINGLE-GAME HIGHS

Points: 15, Pacific Lutheran -- 12/04/17  
 Rebounds: 14, at California Baptist -- 02/28/19  
 Assists: 6, Pacific (OR) -- 11/12/19  
 Steals: 3, Puget Sound -- 11/12/17 ; Pacific Lutheran -- 12/04/17  
 Blocks: 1, Grand Canyon -- 03/09/19 ; at Ole Miss -- 11-19-19  
 FG made: 6, Pacific Lutheran -- 12/04/17  
 FG attempts: 10, Pacific Lutheran -- 12/04/17  
 3FG made: 2, California Baptist -- 02/02/19 ; at California Baptist -- 02/28/19 ; Pacific Lutheran -- 12/04/17  
 3FG attempts: 6, Pacific Lutheran -- 12/04/17  
 FT made: 6, at Utah Valley -- 01/12/19 ; CSU Bakersfield -- 03/07/19 ; Pacific (OR) -- 11/12/19  
 FT attempts: 8, Pacific (OR) -- 11/12/19



#13 Means, Morgan

Opponent	Date	gs	min	Total		3-Pointers		Free throws		Rebounds				pf	a	t/o	blk	stl	pts	avg	
				fg-fga	pct	3fg-fga	pct	ft-fga	pct	off	def	tot	avg								
at Washington St.	11/07/19	*	27	3-8	.375	1-2	.500	0-0	.000	0	3	3	3.0	4	0	3	0	0	7	7.0	
EASTERN WASH.	11/09/19	*	34	3-12	.250	1-4	.250	3-3	1.000	1	6	7	5.0	5	0	0	0	3	10	8.5	
at Syracuse	11/16/19	*	31	1-8	.125	1-7	.143	2-2	1.000	1	1	2	4.0	3	5	3	0	4	5	7.3	
at Ole Miss	11/19/19	*	31	2-12	.167	0-3	.000	3-4	.750	2	4	6	4.5	3	1	3	0	1	7	7.3	
vs Bucknell	11/25/19	*	36	4-10	.400	2-3	.667	3-4	.750	2	6	8	5.2	2	4	2	0	0	13	8.4	
vs Western Mich.	11/26/19	*	35	3-9	.333	1-2	.500	0-0	.000	1	4	5	5.2	3	0	1	0	0	7	8.2	
IDAHO	11/30/19	*	34	3-9	.333	0-5	.000	3-3	1.000	2	3	5	5.1	1	4	4	0	2	9	8.3	
INCARNATE WORD	12/03/19	*	32	3-5	.600	1-3	.333	6-6	1.000	2	3	5	5.1	2	4	2	0	3	13	8.9	
PORTLAND	12/07/19	*	38	7-13	.538	3-6	.500	1-3	.333	2	3	5	5.1	2	3	1	0	2	18	9.9	
at Washington	12/17/19	*	39	4-13	.308	1-7	.143	4-4	1.000	3	1	4	5.0	3	1	1	0	3	13	10.2	
FLORIDA A&M	12/21/19	*	31	4-12	.333	2-8	.250	0-0	.000	1	3	4	4.9	5	1	0	0	1	10	10.2	
LONG BEACH ST.	12/23/19	*	29	5-9	.556	2-4	.500	0-0	.000	3	5	8	5.2	2	9	3	0	2	12	10.3	
at Saint Mary's (CA)	12/28/19	*	40	4-9	.444	1-4	.250	2-2	1.000	1	5	6	5.2	2	6	0	0	0	11	10.4	
Totals			13	437	46-129	.357	16-58	.276	27-31	.871	21	47	68	5.2	37	38	23	0	21	135	10.4

Games played: 13  
 Minutes/game: 33.6  
 Points/game: 10.4  
 FG Pct: 35.7  
 3FG Pct: 27.6  
 FT Pct: 87.1

Rebounds/game: 5.2  
 Assists/game: 2.9  
 Turnovers/game: 1.8  
 Assist/turnover ratio: 1.7  
 Steals/game: 1.6

CAREER STATS

Year	GP-GS	Min/Avg	Total		3-Point		FT-FTA	Pct	Off-Def	Tot	Avg	PF-FO	Ast	TO	Blk	Stl	Pts/Avg
			FG-FGA	Pct	FG-FGA	Pct											
2016-17	29-29	683/23.6	67-165	.406	25-70	.357	36-56	.643	12-65	77	2.7	69-3	60	56	0	27	195/6.7
2017-18	34-9	940/27.6	103-260	.396	29-103	.282	58-73	.795	22-101	123	3.6	81-0	95	80	3	28	293/8.6
2018-19	33-33	1168/35.4	143-364	.393	62-168	.369	115-135	.852	22-121	143	4.3	114-11	98	80	1	41	463/14.0
2019-20	13-13	437/33.6	46-129	.357	16-58	.276	27-31	.871	21-47	68	5.2	37-2	38	23	0	21	135/10.4
TOTAL	109-84	3228/29.6	359-918	.391	132-399	.331	236-295	.800	77-334	411	3.8	301-16	291	239	4	117	1086/10.0

SINGLE-GAME HIGHS

Points: 26, Denver -- 11/23/18  
 Rebounds: 9, Fairfield -- 11/24/18  
 Assists: 13, Pacific Lutheran -- 12/04/17  
 Steals: 5, Eastern Wash. -- 12/01/18  
 Blocks: 1, 4 times  
 FG made: 9, at California Baptist -- 02/28/19 ; Northwest (WA) -- 11/28/18 ; Northwest University -- 12/01/16  
 FG attempts: 18, Northwest (WA) -- 11/28/18  
 3FG made: 6, Denver -- 11/23/18  
 3FG attempts: 10, at Utah Valley -- 01/12/19 ; Longwood -- 11/25/18  
 FT made: 16, at California -- 12/29/18  
 FT attempts: 16, Fairfield -- 11/24/18 ; at California -- 12/29/18



#21 Dallas, Jordan

Opponent	Date	gs	min	Total		3-Pointers		Free throws		Rebounds				pf	a	t/o	blk	stl	pts	avg	
				fg-fga	pct	3fg-fga	pct	ft-fa	pct	off	def	tot	avg								
PACIFIC LUTHERAN	11/05/19		20	3-4	.750	2-3	.667	2-2	1.000	1	4	5	5.0	0	0	0	1	0	10	10.0	
at Washington St.	11/07/19		4	0-3	.000	0-2	.000	0-0	.000	0	1	1	3.0	1	0	0	0	0	0	5.0	
EASTERN WASH.	11/09/19		5	1-2	.500	0-0	.000	0-0	.000	2	1	3	3.0	3	0	1	0	0	2	4.0	
PACIFIC (OR)	11/12/19	*	14	3-6	.500	1-4	.250	0-1	.000	0	2	2	2.8	2	0	1	2	0	7	4.8	
at Syracuse	11/16/19	*	9	1-1	1.000	0-0	.000	1-1	1.000	0	1	1	2.4	4	0	2	0	0	3	4.4	
at Ole Miss	11/19/19		4	0-1	.000	0-0	.000	0-0	.000	1	1	2	2.3	0	0	0	0	0	0	3.7	
vs Bucknell	11/25/19		0	0-0	.000	0-0	.000	0-0	.000	0	0	0	2.0	0	0	0	0	0	0	3.1	
vs Western Mich.	11/26/19		3	0-0	.000	0-0	.000	0-0	.000	0	0	0	1.8	0	0	0	0	0	0	2.8	
IDAHO	11/30/19		11	4-6	.667	3-5	.600	0-0	.000	0	1	1	1.7	1	0	0	0	0	11	3.7	
INCARNATE WORD	12/03/19		16	1-3	.333	0-2	.000	5-5	1.000	1	4	5	2.0	3	1	1	0	0	7	4.0	
PORTLAND	12/07/19		12	2-4	.500	1-2	.500	0-0	.000	1	1	2	2.0	3	0	0	0	1	5	4.1	
at Washington	12/17/19		15	0-2	.000	0-0	.000	0-0	.000	2	2	4	2.2	5	0	1	1	0	0	3.8	
FLORIDA A&M	12/21/19	*	21	0-2	.000	0-1	.000	0-0	.000	0	2	2	2.2	1	0	0	2	0	0	3.5	
LONG BEACH ST.	12/23/19	*	14	2-6	.333	1-2	.500	0-0	.000	1	3	4	2.3	3	0	0	1	1	5	3.6	
at Saint Mary's (CA)	12/28/19		10	0-1	.000	0-1	.000	0-0	.000	0	0	0	2.1	1	0	0	0	0	0	3.3	
Totals			4	158	17-41	.415	8-22	.364	8-9	.889	9	23	32	2.1	27	1	6	7	2	50	3.3

Games played: 15  
 Minutes/game: 10.5  
 Points/game: 3.3  
 FG Pct: 41.5  
 3FG Pct: 36.4  
 FT Pct: 88.9

Rebounds/game: 2.1  
 Assists/game: 0.1  
 Turnovers/game: 0.4  
 Assist/turnover ratio: 0.2  
 Steals/game: 0.1  
 Blocks/game: 0.5

CAREER STATS

Year	GP-GS	Min/Avg	Total		3-Point		FT-FTA	Pct	Rebounds			PF-FO	Ast	TO	Blk	Stl	Pts/Avg
			FG-FGA	Pct	FG-FGA	Pct			Off-Def	Tot	Avg						
2016-17*	28-0	258/9.2	22-42	.524	0-1	.000	21-27	.778	17-40	57	2.0	50-0	1	9	13	3	65/2.3
2017-18*	22-1	188/8.5	21-33	.636	1-2	.500	7-13	.538	4-27	31	1.4	32-0	5	15	5	2	50/2.3
2018-19*	5-0	18/3.6	1-3	.333	0-1	.000	0-0	.000	1-5	6	1.2	3-0	1	2	0	0	2/0.4
2019-20	15-4	158/10.5	17-41	.415	8-22	.364	8-9	.889	9-23	32	2.1	27-1	1	6	7	2	50/3.3
TOTAL	15-4	158/10.5	17-41	.415	8-22	.364	8-9	.889	9-23	32	2.1	27-1	1	6	7	2	50/3.3
All*	70-5	622/8.9	61-119	.513	9-26	.346	36-49	.735	31-95	126	1.8	112-1	8	32	25	7	167/2.4

\* Statistics from prior team/school

SINGLE-GAME HIGHS

Points: 11, Idaho -- 11/30/19  
 Rebounds: 5, Pacific Lutheran -- 11/05/19  
 Blocks: 2, Pacific (OR) -- 11/12/19  
 FG made: 4, Idaho -- 11/30/19  
 FG attempts: 6, Pacific (OR) -- 11/12/19 ; Idaho -- 11/30/19  
 3FG made: 3, Idaho -- 11/30/19  
 3FG attempts: 5, Idaho -- 11/30/19  
 FT made: 5, Incarnate Word -- 12/03/19  
 FT attempts: 5, Incarnate Word -- 12/03/19



#23 Brown, Terrell

Opponent	Date	gs	min	Total		3-Pointers		Free throws		Rebounds				pf	a	t/o	blk	stl	pts	avg	
				fg-fga	pct	3fg-fga	pct	ft-fa	pct	off	def	tot	avg								
PACIFIC LUTHERAN	11/05/19	*	21	8-10	.800	0-1	.000	0-1	.000	0	8	8	8.0	1	9	2	0	1	16	16.0	
at Washington St.	11/07/19	*	36	10-24	.417	0-1	.000	4-5	.800	1	7	8	8.0	1	2	5	0	0	24	20.0	
EASTERN WASH.	11/09/19	*	38	12-28	.429	1-2	.500	6-9	.667	4	9	13	9.7	2	4	2	0	1	31	23.7	
PACIFIC (OR)	11/12/19	*	28	8-9	.889	0-0	.000	3-3	1.000	0	4	4	8.3	2	6	4	0	2	19	22.5	
at Syracuse	11/16/19	*	39	10-24	.417	1-3	.333	2-3	.667	1	6	7	8.0	4	3	1	0	1	23	22.6	
at Ole Miss	11/19/19	*	29	6-16	.375	0-1	.000	5-6	.833	0	1	1	6.8	4	4	4	0	1	17	21.7	
vs Bucknell	11/25/19	*	38	10-22	.455	0-1	.000	9-11	.818	1	2	3	6.3	2	2	1	0	2	29	22.7	
vs Western Mich.	11/26/19	*	39	7-16	.438	0-2	.000	3-4	.750	3	5	8	6.5	1	8	2	0	2	17	22.0	
IDAHO	11/30/19	*	39	8-18	.444	4-7	.571	0-0	.000	0	7	7	6.6	2	4	2	1	3	20	21.8	
INCARNATE WORD	12/03/19	*	29	5-14	.357	1-2	.500	3-4	.750	2	8	10	6.9	1	5	0	0	1	14	21.0	
PORTLAND	12/07/19	*	39	6-22	.273	0-0	.000	8-12	.667	2	8	10	7.2	3	3	4	1	0	20	20.9	
at Washington	12/17/19	*	38	9-22	.409	1-3	.333	2-3	.667	0	7	7	7.2	1	2	3	0	0	21	20.9	
FLORIDA A&M	12/21/19	*	39	8-23	.348	0-2	.000	2-5	.400	2	2	4	6.9	2	3	3	0	0	18	20.7	
LONG BEACH ST.	12/23/19	*	32	6-11	.545	1-2	.500	4-4	1.000	0	1	1	6.5	3	8	2	0	4	17	20.4	
at Saint Mary's (CA)	12/28/19	*	38	8-21	.381	0-1	.000	6-8	.750	1	6	7	6.5	2	3	1	1	0	22	20.5	
Totals			15	522	121-280	.432	9-28	.321	57-78	.731	17	81	98	6.5	31	66	36	3	18	308	20.5

Games played: 15  
 Minutes/game: 34.8  
 Points/game: 20.5  
 FG Pct: 43.2  
 3FG Pct: 32.1  
 FT Pct: 73.1

Rebounds/game: 6.5  
 Assists/game: 4.4  
 Turnovers/game: 2.4  
 Assist/turnover ratio: 1.8  
 Steals/game: 1.2  
 Blocks/game: 0.2

CAREER STATS

Year	GP-GS	Min/Avg	Total		3-Point		FT-FTA	Pct	Off-Def	Tot	Avg	PF-FO	Ast	TO	Blk	Stl	Pts/Avg
			FG-FGA	Pct	FG-FGA	Pct											
2018-19	33-28	1103/33.4	180-396	.455	14-44	.318	90-132	.682	47-179	226	6.8	89-3	150	79	9	36	464/14.1
2019-20	15-15	522/34.8	121-280	.432	9-28	.321	57-78	.731	17-81	98	6.5	31-0	66	36	3	18	308/20.5
TOTAL	48-43	1625/33.9	301-676	.445	23-72	.319	147-210	.700	64-260	324	6.8	120-3	216	115	12	54	772/16.1

SINGLE-GAME HIGHS

Points: 31, Eastern Wash. -- 11/09/19  
 Rebounds: 14, Northwest (WA) -- 11/28/18  
 Assists: 10, Denver -- 11/23/18  
 Steals: 4, at Utah Valley -- 01/12/19  
 Blocks: 2, Southern Utah -- 11/18/18  
 FG made: 12, Eastern Wash. -- 11/09/19  
 FG attempts: 28, Eastern Wash. -- 11/09/19  
 3FG made: 4, Idaho -- 11/30/19  
 3FG attempts: 7, Idaho -- 11/30/19  
 FT made: 9, Washington St. -- 11/14/18 ; vs Bucknell -- 11/25/19  
 FT attempts: 11, Washington St. -- 11/14/18 ; vs Bucknell -- 11/25/19



#24 Jones, Delante

Opponent	Date	gs	min	Total		3-Pointers		Free throws		Rebounds				pf	a	t/o	blk	stl	pts	avg	
				fg-fga	pct	3fg-fga	pct	ft-fa	pct	off	def	tot	avg								
PACIFIC LUTHERAN	11/05/19	*	21	5-8	.625	3-5	.600	2-4	.500	1	0	1	1.0	3	1	2	0	0	15	15.0	
at Washington St.	11/07/19	*	25	0-7	.000	0-5	.000	0-0	.000	0	4	4	2.5	4	1	0	0	0	0	7.5	
EASTERN WASH.	11/09/19	*	28	2-7	.286	1-4	.250	1-2	.500	0	3	3	2.7	5	0	5	0	2	6	7.0	
PACIFIC (OR)	11/12/19	*	23	2-7	.286	1-4	.250	3-4	.750	1	4	5	3.3	2	0	5	1	0	8	7.3	
at Syracuse	11/16/19	*	21	3-9	.333	3-7	.429	3-3	1.000	0	1	1	2.8	4	0	1	0	0	12	8.2	
at Ole Miss	11/19/19	*	34	2-9	.222	1-5	.200	2-2	1.000	4	2	6	3.3	2	0	1	0	0	7	8.0	
vs Bucknell	11/25/19	*	25	3-10	.300	1-2	.500	0-0	.000	1	4	5	3.6	1	0	0	0	0	7	7.9	
vs Western Mich.	11/26/19	*	29	4-11	.364	4-10	.400	0-1	.000	2	4	6	3.9	2	0	0	1	0	12	8.4	
IDAHO	11/30/19	*	18	1-6	.167	0-4	.000	0-0	.000	2	2	4	3.9	2	1	0	0	0	2	7.7	
INCARNATE WORD	12/03/19	*	21	2-6	.333	1-3	.333	2-2	1.000	1	1	2	3.7	1	1	3	0	0	7	7.6	
PORTLAND	12/07/19	*	30	6-11	.545	4-7	.571	0-0	.000	1	5	6	3.9	1	2	0	0	0	16	8.4	
at Washington	12/17/19	*	22	2-7	.286	0-4	.000	0-0	.000	0	1	1	3.7	1	1	1	0	0	4	8.0	
FLORIDA A&M	12/21/19	*	13	1-2	.500	0-1	.000	1-2	.500	0	0	0	3.4	1	0	2	1	0	3	7.6	
LONG BEACH ST.	12/23/19	*	24	4-8	.500	3-5	.600	0-0	.000	2	2	4	3.4	1	0	0	0	2	11	7.9	
at Saint Mary's (CA)	12/28/19	*	19	1-4	.250	0-3	.000	0-0	.000	0	1	1	3.3	3	0	0	0	0	2	7.5	
Totals			15	353	38-112	.339	22-69	.319	14-20	.700	15	34	49	3.3	33	7	20	3	4	112	7.5

Games played: 15  
 Minutes/game: 23.5  
 Points/game: 7.5  
 FG Pct: 33.9  
 3FG Pct: 31.9  
 FT Pct: 70.0

Rebounds/game: 3.3  
 Assists/game: 0.5  
 Turnovers/game: 1.3  
 Assist/turnover ratio: 0.4  
 Steals/game: 0.3  
 Blocks/game: 0.2

CAREER STATS

Year	GP-GS	Min/Avg	Total		3-Point		FT-FTA	Pct	Off-Def	Tot	Avg	PF-FO	Ast	TO	Blk	Stl	Pts/Avg
			FG-FGA	Pct	FG-FGA	Pct											
2015-16*	30-25	997/33.2	116-272	.426	39-106	.368	90-129	.698	26-81	107	3.6	82-0	54	79	6	22	361/12.0
2016-17*	30-30	949/31.6	121-298	.406	39-115	.339	63-92	.685	28-74	102	3.4	89-5	53	94	7	22	344/11.5
2018-19	26-23	748/28.8	109-276	.395	42-121	.347	53-68	.779	23-56	79	3.0	53-0	32	53	9	10	313/12.0
2019-20	15-15	353/23.5	38-112	.339	22-69	.319	14-20	.700	15-34	49	3.3	33-1	7	20	3	4	112/7.5
TOTAL	41-38	1101/26.9	147-388	.379	64-190	.337	67-88	.761	38-90	128	3.1	86-1	39	73	12	14	425/10.4
All*	101-93	3047/30.2	384-958	.401	142-411	.345	220-309	.712	92-245	337	3.3	257-6	146	246	25	58	1130/11.2

\* Statistics from prior team/school

SINGLE-GAME HIGHS

Points: 26, Omaha -- 12/06/18  
 Rebounds: 7, Bryant -- 11/11/18  
 Assists: 4, Longwood -- 11/25/18  
 Steals: 2, Eastern Wash. -- 11/09/19  
 Blocks: 3, Omaha -- 12/06/18  
 FG made: 9, Omaha -- 12/06/18  
 FG attempts: 17, New Mexico St. -- 01/17/19  
 3FG made: 4, at CSU Bakersfield -- 01/03/19 ; vs Western Mich. -- 11/26/19 ; Omaha -- 12/06/18  
 3FG attempts: 10, vs Western Mich. -- 11/26/19  
 FT made: 5, at Grand Canyon -- 01/05/19 ; vs Grand Canyon -- 03/14/19  
 FT attempts: 7, at Grand Canyon -- 01/05/19



#33 Hauge, Mikkel

Opponent	Date	gs	min	Total		3-Pointers		Free throws		Rebounds				pf	a	t/o	blk	stl	pts	avg
				fg-fga	pct	3fg-fga	pct	ft-fga	pct	off	def	tot	avg							
PACIFIC LUTHERAN	11/05/19		9	2-2	1.000	1-1	1.000	2-2	1.000	0	1	1	1.0	0	2	1	0	0	7	7.0
at Washington St.	11/07/19		4	0-0	.000	0-0	.000	0-2	.000	0	1	1	1.0	0	0	1	0	0	0	3.5
PACIFIC (OR)	11/12/19		6	1-1	1.000	0-0	.000	0-0	.000	0	0	0	0.7	0	1	0	0	0	2	3.0
at Syracuse	11/16/19		2	0-0	.000	0-0	.000	0-0	.000	0	0	0	0.5	0	0	1	0	0	0	2.3
at Ole Miss	11/19/19		2	0-0	.000	0-0	.000	0-0	.000	0	0	0	0.4	0	0	0	0	0	0	1.8
INCARNATE WORD	12/03/19		3	0-1	.000	0-0	.000	0-0	.000	0	0	0	0.3	1	0	0	0	0	0	1.5
LONG BEACH ST.	12/23/19		6	1-1	1.000	0-0	.000	1-2	.500	0	0	0	0.3	0	0	0	0	0	3	1.7
at Saint Mary's (CA)	12/28/19		4	0-1	.000	0-0	.000	2-2	1.000	0	0	0	0.3	0	0	0	0	0	2	1.8
Totals		0	36	4-6	.667	1-1	1.000	5-8	.625	0	2	2	0.3	1	3	3	0	0	14	1.8

Games played: 8  
 Minutes/game: 4.5  
 Points/game: 1.8  
 FG Pct: 66.7  
 3FG Pct: 100.0  
 FT Pct: 62.5

Rebounds/game: 0.3  
 Assists/game: 0.4  
 Turnovers/game: 0.4  
 Assist/turnover ratio: 1.0

CAREER STATS

Year	GP-GS	Min/Avg	Total		3-Point		FT-FTA	Pct	Off-Def	Tot	Avg	PF-FO	Ast	TO	Blk	Stl	Pts/Avg
			FG-FGA	Pct	FG-FGA	Pct											
2019-20	8-0	36/4.5	4-6	.667	1-1	1.000	5-8	.625	0-2	2	0.3	1-0	3	3	0	0	14/1.8
TOTAL	8-0	36/4.5	4-6	.667	1-1	1.000	5-8	.625	0-2	2	0.3	1-0	3	3	0	0	14/1.8

SINGLE-GAME HIGHS

Points: 7, Pacific Lutheran -- 11/05/19  
 Rebounds: 1, 4 times  
 Assists: 2, Pacific Lutheran -- 11/05/19  
 FG made: 2, Pacific Lutheran -- 11/05/19  
 FG attempts: 2, Pacific Lutheran -- 11/05/19  
 3FG made: 1, Pacific Lutheran -- 11/05/19  
 3FG attempts: 1, Pacific Lutheran -- 11/05/19  
 FT made: 2, Pacific Lutheran -- 11/05/19; ; at Saint Mary's (CA) -- 12/28/19  
 FT attempts: 2, 6 times



#34 Hundal, Anand

Opponent	Date	gs	min	Total		3-Pointers		Free throws		Rebounds				pf	a	t/o	blk	stl	pts	avg	
				fg-fga	pct	3fg-fga	pct	ft-fga	pct	off	def	tot	avg								
PACIFIC LUTHERAN	11/05/19		12	2-4	.500	0-1	.000	2-2	1.000	3	0	3	3.0	0	0	0	0	0	6	6.0	
at Washington St.	11/07/19		9	0-0	.000	0-0	.000	0-0	.000	0	0	0	1.5	0	0	0	0	0	0	3.0	
EASTERN WASH.	11/09/19		4	0-0	.000	0-0	.000	0-0	.000	0	0	0	1.0	1	0	0	0	0	0	2.0	
PACIFIC (OR)	11/12/19		8	2-2	1.000	0-0	.000	0-0	.000	0	4	4	1.8	1	1	2	1	0	4	2.5	
at Syracuse	11/16/19		8	0-1	.000	0-1	.000	0-0	.000	1	1	2	1.8	1	0	0	0	0	0	2.0	
at Ole Miss	11/19/19		4	0-1	.000	0-1	.000	0-0	.000	0	1	1	1.7	0	0	0	0	0	0	1.7	
vs Bucknell	11/25/19		5	0-0	.000	0-0	.000	0-0	.000	0	0	0	1.4	2	0	0	0	0	0	1.4	
IDAHO	11/30/19		2	0-0	.000	0-0	.000	0-0	.000	0	1	1	1.4	0	0	0	0	0	0	1.3	
INCARNATE WORD	12/03/19		9	2-4	.500	0-1	.000	1-1	1.000	2	1	3	1.6	2	0	0	0	0	5	1.7	
PORTLAND	12/07/19		1	0-0	.000	0-0	.000	0-0	.000	0	0	0	1.4	1	0	0	0	0	0	1.5	
<b>Totals</b>			0	62	6-12	.500	0-4	.000	3-3	1.000	6	8	14	1.4	8	1	2	1	0	15	1.5

Games played: 10  
 Minutes/game: 6.2  
 Points/game: 1.5  
 FG Pct: 50.0  
 3FG Pct: 0.0  
 FT Pct: 100.0

Rebounds/game: 1.4  
 Assists/game: 0.1  
 Turnovers/game: 0.2  
 Assist/turnover ratio: 0.5  
 Blocks/game: 0.1

CAREER STATS

Year	GP-GS	Min/Avg	Total		3-Point		FT-FTA	Pct	Off-Def	Tot	Avg	PF-FO	Ast	TO	Blk	Stl	Pts/Avg
			FG-FGA	Pct	FG-FGA	Pct											
2018-19	25-5	205/8.2	22-47	.468	10-31	.323	3-6	.500	15-30	45	1.8	29-0	6	7	15	4	57/2.3
2019-20	10-0	62/6.2	6-12	.500	0-4	.000	3-3	1.000	6-8	14	1.4	8-0	1	2	1	0	15/1.5
<b>TOTAL</b>	<b>35-5</b>	<b>267/7.6</b>	<b>28-59</b>	<b>.475</b>	<b>10-35</b>	<b>.286</b>	<b>6-9</b>	<b>.667</b>	<b>21-38</b>	<b>59</b>	<b>1.7</b>	<b>37-0</b>	<b>7</b>	<b>9</b>	<b>16</b>	<b>4</b>	<b>72/2.1</b>

SINGLE-GAME HIGHS

Points: 17, at Chicago State -- 01/24/19  
 Rebounds: 8, at Chicago State -- 01/24/19  
 Assists: 4, California Baptist -- 02/02/19  
 Steals: 2, at Chicago State -- 01/24/19  
 Blocks: 4, at UMKC -- 01/26/19  
 FG made: 6, at Chicago State -- 01/24/19  
 FG attempts: 9, at Chicago State -- 01/24/19  
 3FG made: 3, at Chicago State -- 01/24/19 ; at Stanford -- 11/06/18  
 3FG attempts: 6, at Chicago State -- 01/24/19  
 FT made: 2, Pacific Lutheran -- 11/05/19 ; at Chicago State -- 01/24/19  
 FT attempts: 3, at UMKC -- 01/26/19



#35 Piskus, Dovy

Opponent	Date	gs	min	Total		3-Pointers		Free throws		Rebounds				pf	a	t/o	blk	stl	pts	avg
				fg-fga	pct	3fg-fga	pct	ft-fga	pct	off	def	tot	avg							
PACIFIC LUTHERAN	11/05/19		8	1-2	.500	0-0	.000	2-2	1.000	0	1	1	1.0	0	1	0	1	0	4	4.0
at Washington St.	11/07/19		2	0-0	.000	0-0	.000	0-0	.000	0	0	0	0.5	0	0	0	0	0	0	2.0
PACIFIC (OR)	11/12/19		6	0-1	.000	0-0	.000	0-0	.000	0	1	1	0.7	0	0	1	0	0	0	1.3
at Syracuse	11/16/19		2	0-0	.000	0-0	.000	0-0	.000	0	0	0	0.5	0	0	0	0	0	0	1.0
at Ole Miss	11/19/19		dnp	-	-	-	-	-	-	-	-	-	-	-	-	-	-	-	-	-
INCARNATE WORD	12/03/19		3	0-0	.000	0-0	.000	0-0	.000	0	1	1	0.6	0	0	1	0	0	0	0.8
LONG BEACH ST.	12/23/19		2	0-1	.000	0-1	.000	0-0	.000	0	0	0	0.5	0	0	0	0	0	0	0.7
<b>Totals</b>		<b>0</b>	<b>23</b>	<b>1-4</b>	<b>.250</b>	<b>0-1</b>	<b>.000</b>	<b>2-2</b>	<b>1.000</b>	<b>0</b>	<b>3</b>	<b>3</b>	<b>0.5</b>	<b>0</b>	<b>1</b>	<b>2</b>	<b>1</b>	<b>0</b>	<b>4</b>	<b>0.7</b>

Games played: 6  
 Minutes/game: 3.8  
 Points/game: 0.7  
 FG Pct: 25.0  
 3FG Pct: 0.0  
 FT Pct: 100.0

Rebounds/game: 0.5  
 Assists/game: 0.2  
 Turnovers/game: 0.3  
 Assist/turnover ratio: 0.5  
 Blocks/game: 0.2

CAREER STATS

Year	GP-GS	Min/Avg	Total		3-Point		FT-FTA	Pct	Off-Def	Tot	Avg	PF-FO	Ast	TO	Blk	Stl	Pts/Avg
			FG-FGA	Pct	FG-FGA	Pct											
2019-20	6-0	23/3.8	1-4	.250	0-1	.000	2-2	1.000	0-3	3	0.5	0-0	1	2	1	0	4/0.7
<b>TOTAL</b>	<b>6-0</b>	<b>23/3.8</b>	<b>1-4</b>	<b>.250</b>	<b>0-1</b>	<b>.000</b>	<b>2-2</b>	<b>1.000</b>	<b>0-3</b>	<b>3</b>	<b>0.5</b>	<b>0-0</b>	<b>1</b>	<b>2</b>	<b>1</b>	<b>0</b>	<b>4/0.7</b>

SINGLE-GAME HIGHS

Points: 4, Pacific Lutheran -- 11/05/19  
 Rebounds: 1, Pacific Lutheran -- 11/05/19  
 Assists: 1, Pacific Lutheran -- 11/05/19  
 Blocks: 1, Pacific Lutheran -- 11/05/19  
 FG made: 1, Pacific Lutheran -- 11/05/19  
 FG attempts: 2, Pacific Lutheran -- 11/05/19  
 FT made: 2, Pacific Lutheran -- 11/05/19  
 FT attempts: 2, Pacific Lutheran -- 11/05/19



Official Basketball Box Score -- Game Totals -- Final Statistics
Pacific Lutheran vs Seattle U
11/05/19 7:00 pm at Seattle, WA (Redhawk Center)

Pacific Lutheran 64 • 0-0,0-0 NWC

Table with columns: #, Player, FG-FGA, 3-Ptr, FT-FTA, Rebounds, PF, TP, A TO Blk Stl, Min. Lists player stats for Pacific Lutheran.

FG % 1st Half: 9-31 29.0% 2nd half: 13-33 39.4% Game: 22-64 34.4%
3FG % 1st Half: 2-9 22.2% 2nd half: 5-11 45.5% Game: 7-20 35.0%
FT % 1st Half: 3-4 75.0% 2nd half: 10-12 83.3% Game: 13-16 81.3%

Seattle U 98 • 1-0,0-0 WAC

Table with columns: #, Player, FG-FGA, 3-Ptr, FT-FTA, Rebounds, PF, TP, A TO Blk Stl, Min. Lists player stats for Seattle U.

FG % 1st Half: 19-34 55.9% 2nd half: 19-33 57.6% Game: 38-67 56.7%
3FG % 1st Half: 4-13 30.8% 2nd half: 4-15 26.7% Game: 8-28 28.6%
FT % 1st Half: 5-9 55.6% 2nd half: 9-10 90.0% Game: 14-19 73.7%

Officials: Derek Anganes,Levon Zakarian,Nate Harris
Technical fouls: Pacific Lutheran-None. Seattle U-Myles Carter.
Attendance: 828

Score by periods table with columns: 1st, 2nd, Total. Shows scores for Pacific Lutheran and Seattle U.

Last FG - PLU 2nd-04:22. SU 2nd-01:02.
Largest lead - PLU None, SU by 39 2nd-04:54.
PLU led for 00:00. SU led for 39:03. Game was tied for 00:57.

Score tied - 0 times.
Lead changed - 0 times.

Official Basketball Box Score -- Game Totals -- Final Statistics
Seattle U vs Washington St.
11/07/19 6:00 pm at Pullman, WA (Beasley Coliseum)

Seattle U 54 • 1-1,0-0 WAC

Table with columns: #, Player, FG-FGA, 3-Ptr, FT-FTA, Rebounds, PF, TP, A TO Blk Stl, Min. Lists player stats for Seattle U.

FG % 1st Half: 10-32 31.3% 2nd half: 10-27 37.0% Game: 20-59 33.9%
3FG % 1st Half: 0-7 0.0% 2nd half: 1-8 12.5% Game: 1-15 6.7%
FT % 1st Half: 1-2 50.0% 2nd half: 12-17 70.6% Game: 13-19 68.4%

Washington St. 85 • 1-0,0-0 Pac-12

Table with columns: #, Player, FG-FGA, 3-Ptr, FT-FTA, Rebounds, PF, TP, A TO Blk Stl, Min. Lists player stats for Washington St.

FG % 1st Half: 15-37 40.5% 2nd half: 18-44 40.9% Game: 33-81 40.7%
3FG % 1st Half: 6-17 35.3% 2nd half: 3-14 21.4% Game: 9-31 29.0%
FT % 1st Half: 7-11 63.6% 2nd half: 3-4 75.0% Game: 10-15 66.7%

Officials: Kelly Pfeifer,John Higgins,Randy McCall
Technical fouls: Seattle U-None. Washington St.-None.
Attendance: 2810

Score by periods table with columns: 1st, 2nd, Total. Shows scores for Seattle U and Washington St.

Last FG - SU 2nd-00:42, WSU 2nd-00:10.
Largest lead - SU None, WSU by 34 2nd-03:24.
SU led for 00:00, WSU led for 39:51. Game was tied for 00:00.

Score tied - 0 times.
Lead changed - 0 times.

Official Basketball Box Score -- Game Totals -- Final Statistics
Eastern Wash. vs Seattle U
11/09/19 7:00 pm at Seattle, WA (Redhawk Center)

Eastern Wash. 74 • 2-0,0-0 Big Sky

Table with columns: #, Player, FG-FGA, 3-Ptr, FT-FTA, Rebounds, PF, TP, A TO Blk Stl, Min. Lists player stats for Eastern Wash.

FG % 1st Half: 7-31 22.6% 2nd half: 16-28 57.1% Game: 23-59 39.0%
3FG % 1st Half: 3-20 15.0% 2nd half: 3-11 27.3% Game: 6-31 19.4%
FT % 1st Half: 13-18 72.2% 2nd half: 9-14 64.3% Game: 22-32 68.8%

Seattle U 66 • 1-2,0-0 WAC

Table with columns: #, Player, FG-FGA, 3-Ptr, FT-FTA, Rebounds, PF, TP, A TO Blk Stl, Min. Lists player stats for Seattle U.

FG % 1st Half: 15-37 40.5% 2nd half: 9-31 29.0% Game: 24-68 35.3%
3FG % 1st Half: 1-9 11.1% 2nd half: 2-8 25.0% Game: 3-17 17.6%
FT % 1st Half: 5-8 62.5% 2nd half: 10-14 71.4% Game: 15-22 68.2%

Officials: Scott Brown,Larry Spaulding,Kevin Brill
Technical fouls: Eastern Wash.-Mason Peatling; Tanner Groves; Tyler Kidd.
Seattle U-Carter, Myles; Dallas, Jordan.
Attendance: 999

Score by periods table with columns: 1st, 2nd, Total. Shows scores for Eastern Wash. and Seattle U.

Last FG - EWU 2nd-02:30, SU 2nd-00:39.
Largest lead - EWU by 12 2nd-03:54, SU by 9 1st-12:28.
EWU led for 10:25. SU led for 26:47. Game was tied for 02:44.

Score tied - 3 times.
Lead changed - 2 times.

Official Basketball Box Score -- Game Totals -- Final Statistics
Pacific (OR) vs Seattle U
11/12/19 7:00 pm at

Pacific (OR) 81 • 2-0,0-0 NWC

Table with columns: #, Player, FG-FGA, 3-Ptr, FT-FTA, Rebounds, PF, TP, A TO Blk Stl, Min. Lists player stats for Pacific (OR).

FG % 1st Half: 15-42 35.7% 2nd half: 11-41 26.8% Game: 26-83 31.3%
3FG % 1st Half: 10-31 32.3% 2nd half: 7-24 29.2% Game: 17-55 30.9%
FT % 1st Half: 4-6 66.7% 2nd half: 8-11 72.7% Game: 12-17 70.6%

Seattle U 115 • 2-2,0-0 WAC

Table with columns: #, Player, FG-FGA, 3-Ptr, FT-FTA, Rebounds, PF, TP, A TO Blk Stl, Min. Lists player stats for Seattle U.

FG % 1st Half: 14-28 50.0% 2nd half: 20-31 64.5% Game: 34-59 57.6%
3FG % 1st Half: 2-10 20.0% 2nd half: 2-10 20.0% Game: 4-20 20.0%
FT % 1st Half: 23-28 82.1% 2nd half: 20-23 87.0% Game: 43-51 84.3%

Officials: Shawn Lehigh, Frank Harvey III, Gregory Nixon
Technical fouls: Pacific (OR)-None. Seattle U-None.
Attendance: 921

Score by periods table with columns: 1st, 2nd, Total. Shows scores for Pacific (OR) and Seattle U.

Last FG - PAC 2nd-02:00, SU 2nd-00:48.
Largest lead - PAC by 3 1st-14:05, SU by 34 2nd-00:31.
PAC led for 04:22. SU led for 31:43. Game was tied for 03:55.

Score tied - 7 times.
Lead changed - 12 times.



Official Basketball Box Score -- Game Totals -- Final Statistics
Seattle U vs Syracuse
11/16/19 7:00 pm at Syracuse, NY (Carrier Dome)

Seattle U 67 • 2-3,0-0 WAC

Table with columns: #, Player, FG-FGA, 3-Ptr, FT-FTA, Rebounds, PF, TP, A TO Blk Stl, Min. Includes player stats for Carter, Myles, Dallas, Jordan, Means, Morgan, Brown, Terrell, Jones, Delante, Economou, Rip, Hopkins, Trey, Nettles, Aaron, Da Campo, Mattia, Hauge, Mikkel, Hundal, Anand, Pinskius, Dovy, and Team.

FG % 1st Half: 9-33 27.3% 2nd half: 14-29 48.3% Game: 23-62 37.1%
3FG % 1st Half: 1-12 8.3% 2nd half: 7-13 53.8% Game: 8-25 32.0%
FT % 1st Half: 7-7 100.0 2nd half: 6-7 85.7% Game: 13-14 92.9%

Syracuse 89 • 2-1,0-1 ACC

Table with columns: #, Player, FG-FGA, 3-Ptr, FT-FTA, Rebounds, PF, TP, A TO Blk Stl, Min. Includes player stats for Marek Dolezaj, Elijah Hughes, Bourama Sidibe, Joseph Girard III, Buddy Boeheim, Bryce Goodine, Quincy Guerrier, Brendan Paul, Jesse Edwards, Shaun Belbey, and Team.

FG % 1st Half: 15-24 62.5% 2nd half: 13-23 56.5% Game: 28-47 59.6%
3FG % 1st Half: 7-14 50.0% 2nd half: 2-9 22.2% Game: 9-23 39.1%
FT % 1st Half: 7-12 58.3% 2nd half: 17-24 70.8% Game: 24-36 66.7%

Officials: Lamar Simpson, James Breeding, Bert Smith
Technical fouls: Seattle U-None. Syracuse-None.
Attendance: 21487

Score by periods table with columns: 1st, 2nd, Total. Rows for Seattle U and Syracuse.

Points in game table with columns: In, Off, 2nd, Fast, Bench. Rows for Seattle U and Syracuse.

Last FG - SU 2nd-01:35, SYR 2nd-00:40.
Largest lead - SU by 2 1st-19:03, SYR by 23 2nd-02:40.
SU led for 00:21. SYR led for 38:02. Game was tied for 01:37.

Score tied - 1 time.
Lead changed - 1 time.

Official Basketball Box Score -- Game Totals -- Final Statistics
Seattle vs Ole Miss
11/19/19 6:30 pm at Oxford, MS (The Pavilion at Ole Miss)

Seattle 52 • 2-4

Table with columns: #, Player, FG-FGA, 3-Ptr, FT-FTA, Rebounds, PF, TP, A TO Blk Stl, Min. Includes player stats for Carter, Myles, Da Campo, Mattia, Means, Morgan, Brown, Terrell, Jones, Delante, Economou, Rip, Hopkins, Trey, von, Nettles, Aaron, Dallas, Jordan, Hauge, Mikkel, Hundal, Anand, and Team.

FG % 1st Half: 7-28 25.0% 2nd half: 9-28 32.1% Game: 16-56 28.6%
3FG % 1st Half: 3-9 33.3% 2nd half: 1-8 12.5% Game: 4-17 23.5%
FT % 1st Half: 0-0 0.0% 2nd half: 16-18 88.9% Game: 16-18 88.9%

Ole Miss 65 • 4-0

Table with columns: #, Player, FG-FGA, 3-Ptr, FT-FTA, Rebounds, PF, TP, A TO Blk Stl, Min. Includes player stats for Sy, Khadim, Buffen, KJ, Shuler, Devontae, Tyree, Breen, Rodriguez, Luis, Crowley, Austin, Curry, Carlos, Miller, Franco, Williams, Bryce, Collum, Annavion, Hunter, Sammy, McBride, John, and Team.

FG % 1st Half: 11-25 44.0% 2nd half: 10-24 41.7% Game: 21-49 42.9%
3FG % 1st Half: 1-8 12.5% 2nd half: 3-9 33.3% Game: 4-17 23.5%
FT % 1st Half: 7-9 77.8% 2nd half: 12-13 92.3% Game: 19-22 86.4%

Officials: Tony Greene, Byron Jarrett, Hunter Allen
Technical fouls: Seattle-None. Ole Miss-None.
Attendance: 6316

Score by periods table with columns: 1st, 2nd, Total. Rows for Seattle and Ole Miss.

Points in game table with columns: In, Off, 2nd, Fast, Bench. Rows for Seattle and Ole Miss.

Last FG - SEA 2nd-00:18, OM 2nd-02:13.
Largest lead - SEA None, OM by 28 2nd-11:09.
SEA led for 00:00. OM led for 38:18. Game was tied for 01:42.

Score tied - 2 times.
Lead changed - 0 times.

Official Basketball Box Score -- Game Totals -- Final Statistics
Seattle U vs Bucknell
11/25/19 2:00 pm at Orlando, FL (HP Field House)

Seattle U 70 • 2-5,0-0 WAC

Table with columns: #, Player, FG-FGA, 3-Ptr, FT-FTA, Rebounds, PF, TP, A TO Blk Stl, Min. Includes player stats for Carter, Myles, Da Campo, Mattia, Means, Morgan, Brown, Terrell, Jones, Delante, Hopkins, Trey, Nettles, Aaron, Grigsby, Riley, Dallas, Jordan, Hundal, Anand, and Team.

FG % 1st Half: 14-30 46.7% 2nd half: 10-32 31.3% Game: 24-62 38.7%
3FG % 1st Half: 5-12 41.7% 2nd half: 1-5 20.0% Game: 6-17 35.3%
FT % 1st Half: 4-6 66.7% 2nd half: 12-14 85.7% Game: 16-20 80.0%

Bucknell 77 • 3-4,0-0 Patriot

Table with columns: #, Player, FG-FGA, 3-Ptr, FT-FTA, Rebounds, PF, TP, A TO Blk Stl, Min. Includes player stats for Bruce Moore, Paul Newman, Jimmy Sotos, Andrew Funk, Avi Toomer, Walter Ellis, John Meeks, Ben Robertson, Xander Rice, Kahliel Spear, and Team.

FG % 1st Half: 12-30 40.0% 2nd half: 14-28 50.0% Game: 26-58 44.8%
3FG % 1st Half: 0-9 0.0% 2nd half: 4-10 40.0% Game: 4-19 21.1%
FT % 1st Half: 7-7 100.0 2nd half: 14-24 58.3% Game: 21-31 67.7%

Officials: Steven Perry, Greg Evans, Kevin Chambliss
Technical fouls: Seattle U-None. Bucknell-None.
Attendance: 250

Score by periods table with columns: 1st, 2nd, Total. Rows for Seattle U and Bucknell.

Points in game table with columns: In, Off, 2nd, Fast, Bench. Rows for Seattle U and Bucknell.

Last FG - SU 2nd-00:15, BUCK 2nd-01:03.
Largest lead - SU by 6 1st-06:46, BUCK by 8 1st-12:24.
SU led for 12:22. BUCK led for 23:34. Game was tied for 04:04.

Score tied - 7 times.
Lead changed - 3 times.

Official Basketball Box Score -- Game Totals -- Final Statistics
Western Mich. vs Seattle U
11/26/19 12:00 pm at Orlando, FL (HP Field House)

Western Mich. 55 • 4-4,0-0 MAC

Table with columns: #, Player, FG-FGA, 3-Ptr, FT-FTA, Rebounds, PF, TP, A TO Blk Stl, Min. Includes player stats for Brandon Johnson, Titus Wright, Jared Printy, Michael Flowers, Jason Whittens, Chase Barrs, B Artal White, Rafael Cruz Jr., William Boyer-Richard, and Team.

FG % 1st Half: 8-28 28.6% 2nd half: 13-28 46.4% Game: 21-56 37.5%
3FG % 1st Half: 3-11 27.3% 2nd half: 2-11 18.2% Game: 5-22 22.7%
FT % 1st Half: 1-2 50.0% 2nd half: 7-8 87.5% Game: 8-10 80.0%

Seattle U 59 • 3-5,0-0 WAC

Table with columns: #, Player, FG-FGA, 3-Ptr, FT-FTA, Rebounds, PF, TP, A TO Blk Stl, Min. Includes player stats for Carter, Myles, Grigsby, Riley, Means, Morgan, Brown, Terrell, Jones, Delante, Economou, Rip, Hopkins, Trey, Nettles, Aaron, Da Campo, Mattia, Dallas, Jordan, and Team.

FG % 1st Half: 8-25 32.0% 2nd half: 13-32 40.6% Game: 21-57 36.8%
3FG % 1st Half: 1-8 12.5% 2nd half: 5-14 35.7% Game: 6-22 27.3%
FT % 1st Half: 3-5 60.0% 2nd half: 8-14 57.1% Game: 11-19 57.9%

Officials: Steven Perry, Adam James, Landon Brandes
Technical fouls: Western Mich.-None. Seattle U-None.
Attendance: 250

Score by periods table with columns: 1st, 2nd, Total. Rows for Western Mich. and Seattle U.

Points in game table with columns: In, Off, 2nd, Fast, Bench. Rows for Western Mich. and Seattle U.

Last FG - WMU 2nd-00:07, SU 2nd-00:32.
Largest lead - WMU by 4 1st-03:45, SU by 12 2nd-10:26.
WMU led for 03:56. SU led for 32:50. Game was tied for 03:14.

Score tied - 3 times.
Lead changed - 2 times.



Official Basketball Box Score -- Game Totals -- Final Statistics
Idaho vs Seattle U
11/30/19 7:00 pm at Seattle, WA (Redhawk Center)

Official Basketball Box Score -- Game Totals -- Final Statistics
Incarnate Word vs Seattle U
12/03/19 7:00 pm at Seattle, WA (Redhawk Center)

Idaho 55 • 3-5,0-0 Big Sky

Table with columns: ##, Player, FG-FGA, 3-FGA, FT-FTA, Rebounds (Off, Def, Tot), PF, TP, A TO Blk, Stl, Min. Includes player stats for Chance Garvin, Scott Blakney, etc.

FG % 1st Half: 14-31 45.2% 2nd half: 7-23 30.4% Game: 21-54 38.9%
3FG % 1st Half: 1-2 50.0% 2nd half: 3-11 27.3% Game: 4-13 30.8%
FT % 1st Half: 3-6 50.0% 2nd half: 6-8 75.0% Game: 9-14 64.3%

Seattle U 74 • 4-5,0-0 WAC

Table with columns: ##, Player, FG-FGA, 3-FGA, FT-FTA, Rebounds (Off, Def, Tot), PF, TP, A TO Blk, Stl, Min. Includes player stats for Carter, Myles, Grigsby, Riley, etc.

FG % 1st Half: 12-30 40.0% 2nd half: 16-35 45.7% Game: 28-65 43.1%
3FG % 1st Half: 5-19 26.3% 2nd half: 6-14 42.9% Game: 11-33 33.3%
FT % 1st Half: 3-5 60.0% 2nd half: 4-7 57.1% Game: 7-12 58.3%

Officials: Ray Ames, Martin Cichocki, Jimmy Casas
Technical fouls: Idaho-None. Seattle U-None.
Attendance: 863

Score by periods table with columns: 1st, 2nd, Total. Shows scores for Idaho (32, 23, 55) and Seattle U (32, 42, 74).

Last FG - UI 2nd-00:34, SU 2nd-00:12.
Largest lead - UI by 4 2nd-16:58, SU by 20 2nd-00:46.
UI led for 05:48, SU led for 30:17. Game was tied for 03:55.

Points in game table with columns: In, Off, 2nd, Fast, Bench. Shows points for UI and SU.

Score tied - 5 times.
Lead changed - 9 times.

Incarnate Word 60 • 2-7,0-0 Southern

Table with columns: ##, Player, FG-FGA, 3-FGA, FT-FTA, Rebounds (Off, Def, Tot), PF, TP, A TO Blk, Stl, Min. Includes player stats for Dwight Murray, Keaston Willis, etc.

FG % 1st Half: 9-27 33.3% 2nd half: 11-26 42.3% Game: 20-53 37.7%
3FG % 1st Half: 3-14 21.4% 2nd half: 2-8 25.0% Game: 5-22 22.7%
FT % 1st Half: 7-8 87.5% 2nd half: 8-16 50.0% Game: 15-24 62.5%

Seattle U 81 • 5-5,0-0 WAC

Table with columns: ##, Player, FG-FGA, 3-FGA, FT-FTA, Rebounds (Off, Def, Tot), PF, TP, A TO Blk, Stl, Min. Includes player stats for Carter, Myles, Grigsby, Riley, etc.

FG % 1st Half: 16-28 57.1% 2nd half: 7-27 25.9% Game: 23-55 41.8%
3FG % 1st Half: 7-12 58.3% 2nd half: 0-10 0.0% Game: 7-22 31.8%
FT % 1st Half: 8-9 88.9% 2nd half: 20-22 90.9% Game: 28-31 90.3%

Officials: Bob Staffen, Kelly Pfeifer, Tony Padilla
Technical fouls: Incarnate Word-None. Seattle U-None.
Attendance: 820

Score by periods table with columns: 1st, 2nd, Total. Shows scores for Incarnate Word (28, 32, 60) and Seattle U (47, 34, 81).

Last FG - UIW 2nd-00:02, SU 2nd-03:16.
Largest lead - UIW by 3 1st-11:27, SU by 28 2nd-08:28.
UIW led for 00:44, SU led for 37:44. Game was tied for 01:32.

Points in game table with columns: In, Off, 2nd, Fast, Bench. Shows points for UIW and SU.

Score tied - 4 times.
Lead changed - 2 times.

Official Basketball Box Score -- Game Totals -- Final Statistics
Portland vs Seattle U
12/07/19 7:00 pm at Kent, WA (accesso ShoWare Center)

Official Basketball Box Score -- Game Totals -- Final Statistics
Seattle U vs Washington
12/17/19 8:00 pm at Seattle, WA (Alaska Airlines Arena)

Portland 71 • 6-3,0-0 WCC

Table with columns: ##, Player, FG-FGA, 3-FGA, FT-FTA, Rebounds (Off, Def, Tot), PF, TP, A TO Blk, Stl, Min. Includes player stats for Tahiroou Diabate, Malcolm Porter, etc.

FG % 1st Half: 12-25 48.0% 2nd half: 12-26 46.2% Game: 24-51 47.1%
3FG % 1st Half: 5-10 50.0% 2nd half: 2-9 22.2% Game: 7-19 36.8%
FT % 1st Half: 2-4 50.0% 2nd half: 14-24 58.3% Game: 16-28 57.1%

Seattle U 73 • 6-5,0-0 WAC

Table with columns: ##, Player, FG-FGA, 3-FGA, FT-FTA, Rebounds (Off, Def, Tot), PF, TP, A TO Blk, Stl, Min. Includes player stats for Carter, Myles, Grigsby, Riley, etc.

FG % 1st Half: 15-34 44.1% 2nd half: 11-32 34.4% Game: 26-66 39.4%
3FG % 1st Half: 4-15 26.7% 2nd half: 4-8 50.0% Game: 8-23 34.8%
FT % 1st Half: 3-4 75.0% 2nd half: 10-19 52.6% Game: 13-23 56.5%

Officials: Dough Sturdivan, Ken Ditty, Mark Cook
Technical fouls: Portland-None. Seattle U-None.
Attendance: 753

Score by periods table with columns: 1st, 2nd, Total. Shows scores for Portland (31, 40, 71) and Seattle U (37, 36, 73).

Last FG - UP 2nd-00:15, SU 2nd-01:22.
Largest lead - UP by 3 2nd-04:49, SU by 10 1st-05:01.
UP led for 03:10, SU led for 33:34. Game was tied for 03:16.

Points in game table with columns: In, Off, 2nd, Fast, Bench. Shows points for UP and SU.

Score tied - 5 times.
Lead changed - 8 times.

Seattle U 59 • 6-6,0-0 WAC

Table with columns: ##, Player, FG-FGA, 3-FGA, FT-FTA, Rebounds (Off, Def, Tot), PF, TP, A TO Blk, Stl, Min. Includes player stats for Carter, Myles, Grigsby, Riley, etc.

FG % 1st Half: 13-34 38.2% 2nd half: 9-27 33.3% Game: 22-61 36.1%
3FG % 1st Half: 3-10 30.0% 2nd half: 2-13 15.4% Game: 5-23 21.7%
FT % 1st Half: 4-6 66.7% 2nd half: 6-7 85.7% Game: 10-13 76.9%

Washington 81 • 8-2,0-0 Pac-12

Table with columns: ##, Player, FG-FGA, 3-FGA, FT-FTA, Rebounds (Off, Def, Tot), PF, TP, A TO Blk, Stl, Min. Includes player stats for Jaden McDaniels, Nahziah Carter, etc.

FG % 1st Half: 10-22 45.5% 2nd half: 18-26 69.2% Game: 28-48 58.3%
3FG % 1st Half: 3-11 27.3% 2nd half: 5-8 62.5% Game: 8-19 42.1%
FT % 1st Half: 9-11 81.8% 2nd half: 8-12 66.7% Game: 17-23 73.9%

Officials: Michael Greenstein, Eric Curry, Tony Padilla
Technical fouls: Seattle U-None. Washington-None.
Attendance: 7760

Score by periods table with columns: 1st, 2nd, Total. Shows scores for Seattle U (33, 26, 59) and Washington (32, 49, 81).

Last FG - SU 2nd-03:18, UW 2nd-00:22.
Largest lead - SU by 3 1st-00:48, UW by 22 2nd-00:22.
SU led for 02:55, UW led for 32:34. Game was tied for 04:31.

Score tied - 11 times.
Lead changed - 7 times.



Official Basketball Box Score -- Game Totals -- Final Statistics
Florida A&M vs Seattle U
12/21/19 7:00 pm at Seattle, WA (Redhawk Center)

Official Basketball Box Score -- Game Totals -- Final Statistics
Long Beach St. vs Seattle U
12/23/19 3:00 pm at Seattle, WA (Redhawk Center)

Florida A&M 71 • 1-9,0-0 MEAC

Table with columns: #, Player, FG-FGA, 3-Ptr, FT-FTA, Rebounds, PF, TP, A TO Blk Stl, Min. Includes player stats for D.J. Jones, Kamron Reeves, M.J. Randolph, Rod Melton Jr., Bryce Moragne, Nasir Core, Brendon Myles, Randall Leath, and Team totals.

FG % 1st Half: 16-29 55.2% 2nd half: 11-26 42.3% Game: 27-55 49.1%
3FG % 1st Half: 3-6 50.0% 2nd half: 4-6 66.7% Game: 7-12 58.3%
FT % 1st Half: 1-1 100.0 2nd half: 9-12 75.0% Game: 10-13 76.9%

Seattle U 57 • 6-7,0-0 WAC

Table with columns: #, Player, FG-FGA, 3-Ptr, FT-FTA, Rebounds, PF, TP, A TO Blk Stl, Min. Includes player stats for Dallas, Jordan, Grigsby, Riley, Means, Morgan, Brown, Terrell, Jones, Delante, Economou, Rip, Hopkins, Trey, Nettles, Aaron, Da Campo, Mattia, and Team totals.

FG % 1st Half: 9-29 31.0% 2nd half: 13-33 39.4% Game: 22-62 35.5%
3FG % 1st Half: 2-11 18.2% 2nd half: 2-9 22.2% Game: 4-20 20.0%
FT % 1st Half: 4-8 50.0% 2nd half: 5-8 62.5% Game: 9-16 56.3%

Officials: Ray Ames, Jeff Ketchu, Jimmy Casas
Technical fouls: Florida A&M-None. Seattle U-None.
Attendance: 806
2019-20 Men's Basketball. Round: 0. Florida A&M vs Seattle U. Played at Redhaw

Score by periods table with columns: 1st, 2nd, Total. Rows for Florida A&M (36, 24, 71) and Seattle U (24, 33, 57).

Last FG - FAMU 2nd-00:15, SU 2nd-00:07.
Largest lead - FAMU by 18 2nd-04:04, SU by 2 1st-19:46.
FAMU led for 37:45. SU led for 01:03. Game was tied for 01:12.

Score tied - 1 time.
Lead changed - 1 time.

Long Beach St. 57 • 4-10,0-0 Big Wes

Table with columns: #, Player, FG-FGA, 3-Ptr, FT-FTA, Rebounds, PF, TP, A TO Blk Stl, Min. Includes player stats for Michael Carter III, Jordan Roberts, Max De Geest, Colin Slater, Chance Hunter, Drew Cobb, Jordan Griffin, Breyon Jackson, Romelle Mansel, Joshua Morgan, Trever Irish, Jeffrey Yan, and Team totals.

FG % 1st Half: 7-24 29.2% 2nd half: 12-29 41.4% Game: 19-53 35.8%
3FG % 1st Half: 1-10 10.0% 2nd half: 4-10 40.0% Game: 5-20 25.0%
FT % 1st Half: 9-12 75.0% 2nd half: 5-7 71.4% Game: 14-19 73.7%

Seattle U 79 • 7-7,0-0 WAC

Table with columns: #, Player, FG-FGA, 3-Ptr, FT-FTA, Rebounds, PF, TP, A TO Blk Stl, Min. Includes player stats for Dallas, Jordan, Grigsby, Riley, Means, Morgan, Brown, Terrell, Jones, Delante, Economou, Rip, Carter, Myles, Hopkins, Trey, Nettles, Aaron, Da Campo, Mattia, Hauge, Mikkel, Pinskus, Dovy, and Team totals.

FG % 1st Half: 14-31 45.2% 2nd half: 15-38 39.5% Game: 29-69 42.0%
3FG % 1st Half: 5-14 35.7% 2nd half: 4-14 28.6% Game: 9-28 32.1%
FT % 1st Half: 11-12 91.7% 2nd half: 1-2 50.0% Game: 12-14 85.7%

Officials: Scott Brown, Deldre Carr, Gregory Nixon
Technical fouls: Long Beach St.-None. Seattle U-None.
Attendance: 940

Score by periods table with columns: 1st, 2nd, Total. Rows for Long Beach St. (24, 33, 57) and Seattle U (44, 35, 79).

Last FG - LBSU 2nd-00:17, SU 2nd-02:04.
Largest lead - LBSU None, SU by 31 2nd-12:28.
LBSU led for 00:00. SU led for 38:19. Game was tied for 01:41.

Score tied - 0 times.
Lead changed - 0 times.

Official Basketball Box Score -- Game Totals -- Final Statistics
Seattle U vs Saint Mary's (CA)
12/28/19 5:00 pm at Moraga, CA (UCU Pavilion)

Seattle U 58 • 7-8,0-0 WCC

Table with columns: #, Player, FG-FGA, 3-Ptr, FT-FTA, Rebounds, PF, TP, A TO Blk Stl, Min. Includes player stats for Carter, Myles, Grigsby, Riley, Means, Morgan, Brown, Terrell, Jones, Delante, Economou, Rip, Hopkins, Trey, Nettles, Aaron, Da Campo, Mattia, Dallas, Jordan, Hauge, Mikkel, and Team totals.

FG % 1st Half: 12-28 42.9% 2nd half: 9-26 34.6% Game: 21-54 38.9%
3FG % 1st Half: 3-12 25.0% 2nd half: 2-6 33.3% Game: 5-18 27.8%
FT % 1st Half: 3-4 75.0% 2nd half: 8-9 88.9% Game: 11-13 84.6%

Saint Mary's (CA) 84 • 13-2,0-0 WCC

Table with columns: #, Player, FG-FGA, 3-Ptr, FT-FTA, Rebounds, PF, TP, A TO Blk Stl, Min. Includes player stats for Malik Fitts, Dan Fotu, Tanner Krebs, Jordan Ford, Tommy Kuhse, Logan Johnson, Jock Perry, Elijah Thomas, Kyle Bowen, Dan Sheets, Kristers Zoriks, Aaron Menzies, Alex Ducas, and Team totals.

FG % 1st Half: 14-28 50.0% 2nd half: 19-32 59.4% Game: 33-60 55.0%
3FG % 1st Half: 3-10 30.0% 2nd half: 4-11 36.4% Game: 7-21 33.3%
FT % 1st Half: 5-6 83.3% 2nd half: 6-8 75.0% Game: 11-14 78.6%

Officials: Juan Corral, John Higgins, Eric Curry
Technical fouls: Seattle U-None. Saint Mary's (CA)-None.
Attendance: 3500

Score by periods table with columns: 1st, 2nd, Total. Rows for Seattle U (30, 28, 58) and Saint Mary's (CA) (36, 48, 84).

Last FG - SU 2nd-05:14, SMC 2nd-00:35.
Largest lead - SU None, SMC by 26 2nd-00:35.
SU led for 00:00, SMC led for 37:59. Game was tied for 02:01.

Score tied - 0 times.
Lead changed - 0 times.