



2024-25 SCHEDULE

Nov. 6	at EASTERN WASHINGTON	6:00 PM
NOV. 9	LIBERTY ^	5:00 PM
Nov. 14	at CAL POLY	7:00 PM
Nov. 16	at UC SAN DIEGO	7:00 PM
NOV. 22	NORTHWEST	7:00 PM
Nov. 26	vs. FURMAN \$	8:30 PM
Nov. 29	at DUKE \$	4:00 PM
DEC. 4	PORTLAND STATE !	7:00 PM
Dec. 7	at UTEP	1:00 PM
DEC. 14	PACIFIC (OR) ^	5:00 PM
Dec. 17	at Western Kentucky	5:00 PM
DEC. 20	ILLINOIS-CHICAGO ^	2:00 PM
Dec. 23	at Washington	7:00 PM
DEC. 30	NICHOLLS ^	7:00 PM
Jan. 4	at CALIFORNIA BAPTIST *	5:00 PM
JAN. 11	ABILENE CHRISTIAN *!	7:00 PM
JAN. 16	UTAH TECH **	7:00 PM
JAN. 18	SOUTHERN UTAH **	5:00 PM
Jan. 23	at UT ARLINGTON *	5:00 PM
JAN. 25	UTAH VALLEY **	7:00 PM
Jan. 30	at GRAND CANYON *	8:00 PM
FEB. 6	TARLETON **	7:00 PM
FEB. 8	UT ARLINGTON **	5:00 PM
Feb. 13	at ABILENE CHRISTIAN *	5:00 PM
Feb. 15	at TARLETON *	5:00 PM
Feb. 22	at UTAH VALLEY *	1:00 PM
FEB. 27	CALIFORNIA BAPTIST **	7:00 PM
MAR. 1	GRAND CANYON **	7:00 PM
Mar. 6	at SOUTHERN UTAH *	5:30 PM
Mar. 8	at UTAH TECH *	6:00 PM

Mar. 11-15 at WAC Championship (Las Vegas, NV)

! HOME GAME played at Climate Pledge Arena

^ HOME GAME played at the Redhawk Center

\$ 2024 Vegas Showdown presented by ESPN

* Western Athletic Conference game

All times listed are Pacific

All dates and times subject to change

Complete schedule info at GoSeattleU.com/MBB

GAME 1: SEATTLE U AT EASTERN WASHINGTON

GAMEDAY ROUND-UP

Seattle University Redhawks (0-0, 0-0 WAC) at Eastern Washington Eagles (0-1, 0-0 BSC)
Wednesday, Nov. 6, 2024 • 6:00 PM PT
Reese Court • Cheney, WA

WATCH: ESPN+ (plus.espn.com)

LIVE STATS: GoSeattleU.com

ON TAP

Seattle University men's basketball tips off the 2024-25 season on Wednesday, Nov. 6, traveling across the state of Washington to face the Eagles of Eastern Washington. Tip off from Reese Court in Cheney, Wash., is scheduled for 6 p.m. The game will air live on ESPN+.

SEASON OPENERS

Seattle University will be seeking its sixth consecutive season-opening win when the 2024-25 campaign begins Wednesday at Eastern Washington. This is the fifth time in the last eight seasons that Seattle U has opened the season on the road.

- 2023-24: Behind a combined 33 points from Cameron Tyson and John Christofilis, the Redhawks secured their fifth consecutive season opening win with a 71-60 final over Prairie View A&M in the Redhawk Center.
- 2022-23: Cameron Tyson poured in a career-high 35 points as the Redhawks downed UC San Diego, 85-71, in La Jolla, Calif.
- 2021-22: Cameron Tyson drained a three at the buzzer to lift Seattle U to a 69-66 win over Alcorn State in the Redhawk Center.
- 2020-21: The Redhawks toppled Portland, 84-72, in Portland.
- 2019-20: The Redhawks cruised to a convincing 98-64 win over Pacific Lutheran in the Redhawk Center.

PROJECTED STARTING LINEUP

POS.	NO.	NAME	YR	HT	PPG*	RPG*	NOTABLES
G	0	Brayden Maldonado	JR	6-0	16.8	4.2	Transfer from MSU Denver, RMAC Co-FOTY in 2023
G	1	Maleek Arington	JR	6-3	11.8	3.4	Transfer from Idaho State, HM All-Big Sky in 2024
F	8	Malek Gomma	SO	6-8	1.7	1.3	Appeared in 26 games off the bench as a FR
G	11	John Christofilis	R-JR	6-3	12.7	2.3	Preseason All-WAC, 64 3s in 2023-24
F	12	M-A Moncreiffe	GR	6-8	1.1	2.1	Transfer from Georgia

OFF THE BENCH

G	7	Vasja Pandža	SR	6-8	1.4	1.6	One of 5 players to appear in all 37 gms in 2023-24
G	5	DaSean Stevens	JR	6-3	21.5	7.0	NABC 2-yr College All-American in 2024
C	6	Houran Dan	FR	6-10	—	—	Played for China at the 2023 FIBA U19 World Cup
G	2	Paris Dawson	SR	6-2	5.1	3.4	Second on team with 78 assists in 2023-24
F	10	Ray Adams	FR	6-8	—	—	South Sound Conference MVP (Thurston HS)
F	15	Will Heimbrodt	R-FR	6-6	—	—	Redshirt in 2023-24
G	19	Eric Zheng	FR	5-10	—	—	—
G	21	Viktor Rajković	SR	6-6	2.7	2.3	Appeared in 29 games off the bench
F	25	Yuto Kawashima	FR	6-9	—	—	MVP of 2022 FIBA U16 Asian Championship
G	30	Niko Fotopoulos	R-SO	6-3	0.8	0.3	Appeared in 4 games in 2023-24
F	96	Kobe Williamson	SR	6-8	8.9	5.7	Became SU's all-time leading blocker in 2023-24 (147)

*stats from 2023-24



UNIVERSITY INFORMATION

Location: Seattle, Wash.
Founded: 1891
Enrollment: 7,268 (4,301 undergrad)
Nickname/Colors: Redhawks/Red and White
Affiliation: NCAA Division I
Conference: Western Athletic Conference
Home Facility (capacity):
Redhawk Center (999)
Climate Pledge Arena (9,000)
President: Eduardo Peñalver
Director of Athletics: Shaney Fink
Athletic Ticket Office: 206-398-GOSU (4678)

COACHING STAFF

Head Coach

Chris Victor (Concordia Irvine '04)
Fourth year (Eighth overall)
Record at Seattle U: 66-35 (.653) (3 years)
Career Record: 169-74 (.695) (9 years)

Assistant Coach

Grant Leep (Washington '02) - Second year

Assistant Coach

D'Marques Tyson (Portland '18) - Fourth year

Assistant Coach

Steven Shpreyregin (WSU '19) - Fourth year

Assistant Coach

Colin Rardin (Pacific, '21) - Second year

Assistant Coach

Bryce Douglas (Puget Sound, '09) - Second Year

Director of Operations

Nicholas Andrews (Seattle U, '24) - First Year

Director of Player Personnel

Patrick Mulligan (Gonzaga) - Seventh year

Video Coordinator

Thomas Moore (Eastern Wash., '18) - Third year

TEAM FACTS

2023-24 Record: 23-14
2023-24 WAC Record/Finish: 11-9/T-4th
Letterwinners Returning/Lost: 7/6
Starters Returning/Lost: 2/3
Redshirts/Newcomers: 1/8
2023-24 Postseason Result: CBI Champions

MEDIA CONTACT

Assoc AD for Strategic Comm/MBB Contact:

Sarah Finney

Phone: 206-445-2237

Email: finneysa@seattleu.edu

Athletic Website: www.GoSeattleU.com

Mailing Address:

901 12th Ave., Seattle, WA 98122

MATCH UP HISTORY

Seattle U (0-0) at

Eastern Washington (0-0)

ALL-TIME: EWU leads 17-11

HOME: SU leads 6-2

AWAY: EWU leads 9-3

UNKNOWN: EWU leads 6-0

LAST: SU 66, EWU 74

at Seattle (Nov. 9, 2019)

STREAK: EWU won 1

LAST 10

- 11/9/19 - SU 66, **EWU 74** (at SU)
- 12/1/18 - **SU 88**, EWU 68 (at SU)
- 12/3/17 - **SU 84**, EWU 65 (at EWU)
- 12/4/16 - SU 88, **EWU 93** (2ot) (at EWU)
- 11/22/16 - SU 76, **EWU 80** (2ot) (at EWU)
- 11/23/15 - **SU 58**, EWU 52 (at SU)
- 11/18/15 - SU 70, **EWU 76** (at EWU)
- 12/6/14 - SU 75, **EWU 87** (at SU)
- 11/29/13 - SU 75, EWU 82 (at EWU)
- 12/10/12 - SU 75, EWU 69 (at EWU)

QUICK HITS

- Seattle U returns seven players from a 2023-24 squad that went 23-14 overall on its way to winning the 2024 Ro College Basketball Invitational in Daytona Beach, Fla. The Redhawks, the No. 2 seed in the tournament, won four games in five days to clinch the first postseason championship in program history.
- The Redhawks are riding three consecutive seasons of 20 wins or more, achieving the feat for the first time since 1957-59. Along with the 23-win campaign last year, the Redhawks went 20-12 overall in 2022-23 and 23-9 in 2021-22.
- The Redhawks' 2022 Western Athletic Conference regular season title was the first DI conference title for the program and just the second overall conference title (Seattle U won the 2006-07 DII Great Northwest Athletic Conference crown).

ABOUT THE SERIES VS EASTERN WASHINGTON

- Seattle U is 11-16 all-time against the Eagles, dating back to the 1945-46 season.
- In the Redhawks' modern-day Division I era, the teams are -8 in a very back-and-forth series.
- The teams have not met in nearly exactly five years. The last meeting came on Nov. 9, 2019 in Seattle with the Eagles claiming a 74-66 win.
- Previous to that, the Redhawks had won two straight and three of the last five.
- Seattle U won the first meeting in its return to DI, 63-59, in overtime at EWU during the 2008-09 season. The teams would go on to split a home-and-home series the next two years, each winning on their home courts. Seattle U won the lone meeting in 2011-12 and EWU won four straight before the Redhawks prevailed for a 58-52 win at KeyArena on Nov. 23, 2015. Both meetings in 2016-17 were thrilling double overtime contests, each that went the way of the Eagles.

PRESEASON HONORS

Redshirt junior guard John Christofilis was named to the five-member Preseason All-Western Athletic Conference Team, as voted on by the league's 11 head coaches.

Christofilis returns for his second season with the Redhawks following a breakout year in 2023-24. The Seattle native averaged 12.7 points and 2.3 rebounds per game a season ago. He led Seattle U in scoring seven times and scored in double figures 17 total times.

After scoring 18 points to go with five rebounds and two steals in his Redhawk debut, Christofilis missed the next nine games due to a hand injury. In his fourth game back, he poured in a career-high 32 points on 13-of-22 FGs. Christofilis finished the season with 64 threes, hitting at a team-high 39.8% clip.

WAC PRESEASON POLLS

Seattle University was selected third in the 2024-25 Western Athletic Conference Preseason Coaches Poll. The Redhawks are coming off a 2023-24 season that saw them finish 23-14 overall, including 11-9 in WAC play, and culminate with the College Basketball Invitational Championship. The 23-win season was the third consecutive year the Redhawks hit or surpassed the 20-win marker, the first such streak since 1957-59.



Seattle U's third place pick came with one first-place vote and 46 total points. Reigning WAC Tournament champion Grand Canyon earned eight first-place votes and 64 points to be named the preseason favorite. UT Arlington earned 49 points to edge the Redhawks for second place.

NO PLACE LIKE HOME

• The Redhawk roster features five players from the state of Washington, including three who call the city of Seattle home. The list includes returners John Christofilis (O'Dea HS/Creighton), Malek Gomma (Ingraham HS/Elite Prep), and Niko Fotopoulos (Bishop Blanchete HS/St. Thomas

More School). New to the squad from the state of Washington are junior Maleek Arington (Auburn, WA/Auburn HS/Idaho State) and Ray Adams (Olympia, WA/North Thurston HS).

• Seattle U's coaching staff features numerous local ties as assistant coaches Grant Leep, D'Marques Tyson and Steven Shpreyregin all hail from the state of Washington.

INTERNATIONAL FLAVOR

While five players hail from the state of Washington, the Redhawks are also well represented from around the globe. In addition to 10 players from three different states in the USA, the Redhawks

roster also includes two players from China, one from Japan, one from England, one from Canada and one from Australia.

HOME COURT ADVANTAGE

Seattle U has gone 42-8 (.840) on its home court during the past three seasons under Head Coach Chris Victor. That record includes a 32-4 (.889) mark at the Redhawk Center, including 12-2 in 2023-24, and a 12-4 mark in 16 games played at Climate Pledge Arena.

2024-25 NUMERICAL ROSTER

NO.	NAME	POS	HT	WT	YR	HOMETOWN/PREVIOUS SCHOOL
0	Brayden Maldonado	G	6-0	171	Jr.	Anchorage, Alaska/Smokey Hill HS/MSU Denver
1	Maleek Arington	G	6-3	207	Jr.	Auburn, Wash./Auburn HS/Idaho State
2	Paris Dawson	G	6-2	170	Sr.	Carson, Calif./Centennial HS/Portland State
5	DaSean Stevens	G	6-3	180	Jr.	Redlands, Calif./Redlands East Valley HS/Mt. San Jacinto College
6	Houran Dan	C	6-10	228	Fr.	Neimenggu, China/Zhejiang Huipu Senior HS/Canyon Intl (Ariz.)
7	Vasja Pandža	G	6-8	218	Sr.	Leeds, England/The Hotchkiss School (Conn.)
8	Malek Gomma	F	6-8	245	So.	Seattle, Wash./Ingraham HS/Elite Prep
10	Ray Adams	F	6-8	193	Fr.	Olympia, Wash./North Thurston HS
11	John Christofilis	G	6-3	204	R-Jr.	Seattle, Wash./O'Dea HS/Creighton
12	Matthew-Alexander Moncrieffe	F	6-8	214	Gr.	Toronto, Ontario, Canada/Orangeville Prep/Oklahoma St./Georgia
15	Will Heimbrodt	F	6-7	220	R-Fr.	San Anselmo, Calif./Archie Williams HS/Southern California Academy
19	Eric Zheng	G	5-10	167	Fr.	Beijing, China/Ruamrudee International School (Bangkok)
21	Viktor Rajković	F	6-6	225	Sr.	Mill Valley, Calif./The Branson School/Golden State Prep
25	Yuto Kawashima	F	6-9	215	Fr.	Gunma, Japan/Ohori HS/Centre of Excellence (Australia)
30	Niko Fotopoulos	G	6-3	175	R-So.	Seattle, Wash./Bishop Blanchet HS/St. Thomas More School/Chaminade
96	Kobe Williamson	F	6-8	245	Sr.	Melbourne, Australia/Haileybury College

COACHING STAFF

Head Coach: Chris Victor (Concordia Irvine '04) – Fourth year (Eighth overall)

Assistant Coach: Grant Leep (Washington '02) – Second year

Assistant Coach: D'Marques Tyson (Portland '18) – Fourth year

Assistant Coach: Steven Shpreyregin (Washington State, '18) – Fourth year

Assistant Coach: Colin Rardin (Pacific '21) – Second year

Director of Operations: Nicholas Andrews (Seattle U, '24) – First year

Director of Player Personnel: Patrick Mulligan (Gonzaga) – Seventh year

Video Coordinator: Thomas Moore (Eastern Washington, '18) – Third season

PRONUNCIATION GUIDE

#1 Maleek Arington: Air-ing-ton

#6 Houran Dan: Who-rhan

#7 Vasja Pandža: Vahs-ee-ah Pawn-jah

#8 Malek Gomma: Mal-eek

#11 John Christofilis: Chris-toph-ill-iss

#12 Matthew-Alexander Moncrieffe:

Mawn (like yawn)-kreef

#15 Will Heimbrodt: High-mmh-brodt

#19 Eric Zheng: Zeng

#21 Viktor Rajković: Rai-koh-vich

#25 Yuto Kawashima: You-toe Kah-wah-shee-mah

#30 Niko Fotopoulos: Pho-top-oh-los

D'Marques Tyson: Deh-marcus

Steven Shpreyregin: Spray-ray-gun

FOLLOW THE REDHAWKS

HOW TO WATCH: Unless otherwise noted, all men's basketball home games will be video streamed on ESPN+. Additional broadcast details, and specific information regarding road games, can be found on the team schedule page at GoSeattleU.com/MBB.

SOCIAL MEDIA: In addition to game broadcasts and coverage on GoSeattleU.com, fans are encouraged to follow and engage with the Redhawks on social media. The Redhawks can be found on Twitter, Instagram by searching @seattleumbb and on Facebook at facebook.com/seattleumbb.

DOWNLOAD THE GOSEATTLEU APP: Stay connected to your favorite teams with GoSeattleU, the official mobile app of Seattle U Athletics. Featuring real-time news alerts, schedules, exclusive multimedia content, gameday details and more, the new GoSeattleU app is free and compatible with both mobile and tablet iOS and Android devices. Through the app, Redhawk fans enjoy a personalized mobile experience with the ability to receive breaking news and score notifications for the teams they follow, shop for official Seattle U merchandise, donate, manage tickets and more. To download the app to your smartphone or tablet, visit the App Store or Google Play and search for "Seattle U Athletics."



NATIONAL TV

Seattle University men's basketball is slated for four nationally televised broadcasts in 2024-25.

Seattle U will appear on national television for back-to-back games in November as part of the 2024 Vegas Showdown, presented by ESPN. The Redhawks will face Furman on Nov. 26 at T-Mobile Arena in Las Vegas. Tip time is 8:30 p.m. PT on ESPNU. Three days later, on Nov. 29, Seattle U will travel to Durham, N.C. for a first-ever meeting with Duke at Cameron Indoor Stadium. Tip off is set for 4 p.m. PT on the ACC Network.

The Redhawks will also appear on the Big Ten Network on Dec. 20 when they head north on I-5 to face Washington on Dec. 23. Tip time is 7 p.m. from Alaska Airlines Arena.

The Jan. 30 WAC match-up at Grand Canyon has been selected to air on ESPNU. The game is one of three WAC match-ups added to ESPN's linear schedule for the upcoming season. The game will tip off at 9 p.m. Phoenix time, 8 p.m. Pacific from Global Credit Union Arena in Phoenix, marking the first of two conference meetings between the Redhawks and Lopes.

All remaining games for the 2024-25 season, home and away, are currently slated to air on ESPN+.



SEATTLE STORYLINES

- 2024-25 marks the Redhawks' final year competing in the Western Athletic Conference after Seattle University was accepted into the West Coast Conference beginning July 1, 2025.
- Seattle U is among the top nine DI programs in the country with three or more international true freshmen on their roster. The Redhawks' trio includes Houran Dan (China), Yuto Kawashima (Japan) and Eric Zheng (China). Buffalo leads all programs with six and Florida International has five. Seven other programs, including Seattle U, tie for third with three each.
- In the DI ranks this season, Seattle U's Houran Dan and Eric Zheng are two of just five players who hail from China. In addition, Yuto Kawashima is among just seven players to hail from Japan.
- Kobe Williamson became the program's all-time leading shot blocker on Dec. 9, 2023 and enters this season with 147 career blocks.
- The Redhawks played five game overtime games in 2023-24. They are 2-4 all-time in OT under Head Coach Chris Victor.

WHAT'S IN A NUMBER

Three Redhawks will don a new number across their chest this season. Senior Vasja Pandza traded in No. 1 for No. 7, sophomore Malek Gomma swapped out No. 24 for No. 8 and senior Kobe Williamson traded in No. 33 for No. 96.

GET YOUR TICKETS

Single-game tickets and season packages are available for purchase, including a limited number of full 14-game packages. Season ticket holders receive exclusive access to special offers and always receive the best value. All ticket options may be purchased online at goseattleu.com/tix or over the phone at 206-398-GOSU.

UP NEXT

Seattle U returns home to host the first of 14 home games during the 2024-25 season. The Redhawks take on Liberty University out of Conference USA on Saturday, Nov. 9. The game will cap Seattle University's Homecoming Week when it tips off from the Redhawk Center at 5 p.m.



D'VONNE PICKETT, JR. ENDOWMENT ESTABLISHED

For many years the Seattle University Project Center has partnered students with local Black and minority-owned businesses, providing solutions for complex, real issues facing businesses today. Over the last several years, Computer Science & Engineering (CSE) students have been deeply engaged in project-based work with D'Vonne and KeAnna Pickett's business, the Postman. Establishing this endowment will ensure that the Project Center can continue to offer annual STEM - Science, Technology, Engineering, and Mathematics - projects to local Black and minority-owned businesses, supporting critical collaboration and learning between business and students. Please help us honor D'Vonne and KeAnna's commitment to innovation and community through this endowment.

We are seeking gifts to anchor this fundraising effort. Seattle University accepts gifts of all kinds – stocks, gifts from donor advised funds, cash, other assets. We encourage corporate matching gifts when available. Many businesses will provide double-or triple-match periods for their employees during the year- this is an excellent way to provide the critical support needed to establish a permanent endowment in D'Vonne's name.

More info at GoSeattleU.com/dvonnepickett



INSIDE THE NUMBERS

2024-25 Record	0-0	Allowing less than 60	0-0
Non-Conference	0-0	Allowing between 60-69	0-0
WAC	0-0	Allowing between 70-79	0-0
Home	0-0	Allowing between 80-89	0-0
Away	0-0	Allowing 90 or more	0-0
Neutral	0-0		
In overtime	0-0		
Program's Current Streak	W3	Shooting below 30%	0-0
Last win	3/27/24 vs. High Point (77-67)	Shooting between 30-39.9%	0-0
Last loss	3/15/24 vs. Grand Canyon (72-80)	Shooting between 40-44.9%	0-0
Program's Current Home Streak	L1	Shooting between 45-49.9%	0-0
Last win	2/24/24 vs. UTRGV (84-56)	Shooting between 50-54.9%	0-0
Last loss	2/29/24 vs. UT Arlington (62-82)	Shooting 55% or above	0-0
Program's Current Road Streak	L2		
Last win	2/17/24 at Utah Tech (66-65)	Opponent shooting below 30%	0-0
Last loss	3/9/24 at Tarleton (66-69)	Opponent shooting between 30-39.9%	0-0
Program's Current Neutral Streak	W3	Opponent shooting between 40-44.9%	0-0
Last win	3/27/24 vs. High Point (77-67)	Opponent shooting between 45-49.9%	0-0
Last loss	3/15/24 vs. Grand Canyon (72-80)	Opponent shooting between 50-54.9%	0-0
		Opponent shooting 55% or above	0-0
Records When...		More or same rebounds than opponent	0-0
November	0-0	Fewer rebounds than opponent	0-0
December	0-0		
January	0-0	Win the tip	0-0
February	0-0	Lose the tip	0-0
March	0-0		
		Game decided by 1-5 Points	0-0
Monday	0-0	Game decided by 6-10 Points	0-0
Tuesday	0-0	Game decided by 11-15 Points	0-0
Wednesday	0-0	Game decided by 16-20 Points	0-0
Thursday	0-0	Game decided by 21+ Points	0-0
Friday	0-0		
Saturday	0-0	SU has 0 players in double figures	0-0
Sunday	0-0	SU has 1 players in double figures	0-0
		SU has 2 players in double figures	0-0
Leading at halftime	0-0	SU has 3 players in double figures	0-0
Trailing at halftime	0-0	SU has 4 players in double figures	0-0
Tied at halftime	0-0	SU has 5+ players in double figures	0-0
Scoring less than 60	0-0	Wearing Black Jerseys	0-0
Scoring between 60-69	0-0	Wearing Grey Jerseys	0-0
Scoring between 70-79	0-0	Wearing Red Jerseys	0-0
Scoring between 80-89	0-0	Wearing White Jerseys	0-0
Scoring 90 or more	0-0		



THE LAST TIME SEATTLE U...

Won at home..... 2/20/24 vs. Stephen F. Austin, 69-49
Lost at home..... 2/29/24 vs. UT Arlington, 62-82
Won on the road 2/17/24 at Utah Tech, 66-65
Lost on the road 3/9/24 at Tarleton, 66-69
Won at a neutral site 3/27/24 vs. High Point, 77-67 (Daytona Beach, FL)
Lost at a neutral site 3/15/24 vs. Grand Canyon, 80-72 (Las Vegas, NV)
Won five+ consecutive games 8 in 2022-23 (12/25/22-1/21/23)
Won 10+ consecutive games 10 in 2008-09 (1/13/09 - 2/27/09)
Won 20+ consecutive games 26 in 1953-54
Lost five+ consecutive games 5 in 2018-19 (1/3/19 - 1/19/19)
Scored less than 50 points 1/6/24 vs. California Baptist, 48-46
Scored 80-89 points..... 3/14/24 vs. California Baptist, 81-57
Scored 90-99 points..... 12/17/23 vs. Washington, 99-100
Scored 100+ points..... 12/9/23 vs. Northwest, 101-46
Won an overtime game..... 12/20/22 vs. Louisiana Tech, 79-73 (ot)
Lost an overtime game 1/18/24 at SFA, 84-89 (ot)
Defeated a nationally-ranked team 1/12/74 vs. No. 16 UNLV, 82-64
Lost to a nationally-ranked team 12/17/19 at No. 22 Washington, 59-81
Hosted a nationally-ranked team..... 12/21/11 vs. No. 24 Virginia (L, 77-83)
Shot under 30% FG 1/26/23 at Sam Houston, 18.0% (9-50)
Shot 30-39.9% FG 3/9/24 at Tarleton, 38.8% (26-67)
Shot 40-49.9% FG 3/27/24 vs. High Point, 41.4% (24-58)
Shot 50-59.9% FG 3/14/24 vs. California Baptist, 54.4% (31-57)
Shot 60+% FG 11/22/23 vs. Idaho, 61.8% (34-55)
Had 50+ rebounds..... 2/8/24 vs. Abilene Christian, 51
Made 10+ 3-Pointers 3/14/24 vs. California Baptist, 12

STATISTICAL NOTEABLES

30-plus Points

20-plus Points

15-plus Rebounds

5-plus Assists

5-plus Steals

5-plus Blocks

THE LAST TIME A SEATTLE U PLAYER...

Scored 25-29 points 2/20/24, Cameron Tyson vs. Stephen F. Austin, 27
Scored 30-39 points 3/27/24, Cameron Tyson vs. High Point, 30
Scored 40-59 points..... 11/28/09, Charles Garcia vs. Wofford, 41
Scored 60+ points..... 1/30/58, Elgin Baylor vs. Portland, 60
Made 10+ field goals..... 2/15/24, John Christofilis at Southern Utah, 10
Made 5+ 3-pointers..... 3/27/24, Cameron Tyson vs. High Point, 7
Had 10-15 rebounds..... 3/9/24, Seyi Reiley at Tarleton, 15
Had 16-19 rebounds 3/27/24, Seyi Reiley vs. High Point, 16
Had 20+ rebounds..... 2/15/97, Roger Hammond at Northwest College, 24
Had a double-double..... 3/27/24, Seyi Reiley vs. High Point (10p, 16r)
Had a triple-double 12/22/21, Emeka Udenyi vs. Northwest (11p, 12r, 10a)
Led team in pts. & rbs..... 3/15/24, Alex Schumacher vs. Grand Canyon (21p, 7r)
Shot 100% FG (min. 5)..... 11/7/22, Emeka Udenyi at UC San Diego (5-5)
Shot 100% FT (min. 10)..... 12/20/23, Cameron Tyson vs. Louisiana Tech (13-13)
Had 10+ assists 11/22/23, Alex Schumacher vs. Idaho, 11
Had 5+ steals..... 12/12/21, Darrion Trammell vs. UC San Diego, 6
Had 5+ blocks..... 11/8/23, Kobe Williamson vs. Prairie View A&M, 5
..... 11/8/23, Brandton Chatfield vs. Prairie View A&M, 5

DOUBLE-DOUBLES



Chris Victor enters his fourth year as Head Coach of the Redhawks in 2024-25. The season will mark his eighth year overall at Seattle University as he spent four seasons as Associate Head Coach. Over the past three seasons, Victor has compiled a 66-35 record, including three straight seasons of 20 wins or more – the first such streak since 1957-59.

Most recently, the 2023-34 concluded in the program's first-ever postseason tournament championship as the Redhawks won four games in five days to clinch the 2024 Ro College Basketball Invitational (CBI) in

Daytona Beach, Fla. The postseason run led the Redhawks to a 23-win season for the second time in the past three years under Victor, as well as a 117 NET ranking – the highest such end-of-season ranking for the program.

The 2022-23 season brought continued success as Victor's Redhawks notched the 20-win marker for a second consecutive season, marking the first back-to-back 20-win seasons since 1963-64. Along the way, the program earned its first appearance in a Division I national poll since the 1964-65 season, receiving votes in the Jan. 23 USA Today Sports Men's Basketball Coaches Poll, while also earning the highest NET ranking in the ranking system's history, coming in at No. 61 to start the year.

Taking the helm of the program as interim head coach days before the 2021-22 season began, Victor led the Redhawks to their first ever Western Athletic Conference regular season title and a 23-9 overall record. The run through the

2021-22 season included a 9-4 non-conference record, 17-2 home record and a nine-game win streak that included an 8-0 start to WAC play for the first time in 10 years competing in the league. Victor's Redhawks took just 26 games to reach 20 wins, marking the 15th 20-win season in program history. The 23-win marker was last achieved in 1957-58 and is the most wins by a Seattle U coach in their first season.

Victor was named Don Haskins WAC Coach of the Year and District 6 Coach of the Year following the 2021-22 season. He was also named a finalist for the 2022 Joe B. Hall and Hugh Durman Coach of the Year awards. The Joe B. Hall award is presented annually to the top first-year coach in Division I college basketball. The Hugh Durham award, is presented annually to the top Division I mid-major coach in college basketball.

Victor served four seasons as an associate head coach at Seattle U beginning in 2017-18 when the Redhawks finished 20-14 overall, 16-3 on their home court, 8-6 in WAC play and earned a berth in the Collegiate Basketball Invitational (CBI). Seattle U returned to the postseason in 2018-19, competing in the CollegeInsider.com Postseason Tournament (CIT). The Redhawks combined for 26 wins over the shortened 2019-20 and 2020-21 seasons.

Prior to Seattle U, Victor served as an assistant coach at Eastern Washington for two seasons. His first season on the Eagle coaching staff was punctuated by Eastern's first-ever victory in a national postseason tournament as a member of NCAA Division I when the Eagles beat Pepperdine, 79-72, in the College Basketball Invitational. The Eagles went 22-12 and returned to the CBI in 2016-17.

Victor's first head coaching position was at Citrus College in Glendora, Calif., where he led the Owls of the Western State Conference and California Community College Athletic Association to 103 victories over five seasons. He won 73 percent of his games overall (103-39) and 73 percent in league play (44-16) with a pair of CCCAA Final Four appearances and one league title.

Victor spent four seasons as a top assistant at Concordia University in Irvine, Calif., under Head Coach Ken Ammann. In that span, Concordia went 118-23, won three out of four Golden State Athletic Conference Championships and made four-straight appearances in the NAIA National Tournament, including appearing in the national title game in 2006-07.

Prior to his coaching career, Victor was a decorated player at Concordia, playing a key role in helping the Eagles advance to the NAIA championship game in both 2003 and 2004. In the 2003 title game, Victor scored a season-high 26 points and dished out nine assists as he helped lead Concordia to its first national championship in program history. Victor helped his school to a 90-21 record, and is ranked in the top 10 all-time in points and 3-pointers, and is third all-time in assists and steals for Concordia.


He received his bachelor of arts degree in 2004 as a business marketing major with a mathematics minor. He earned his master's degree from Concordia in 2010 in coaching and athletic administration. Victor and his wife, Sara, have two children, Leo and Isabella.

COACH VICTOR'S YEAR-BY-YEAR RESULTS

YEAR	SCHOOL	OVERALL	PCT	CONFERENCE
2009-10	Citrus College	29-3	.906	12-0
2010-11	Citrus College	27-6	.818	9-3
2011-12	Citrus College	28-2	.933	12-0
2012-13	Citrus College	16-11	.593	6-4
2013-14	Citrus College	16-9	.640	8-4
2014-15	Citrus College	16-11	.593	9-5
<i>Totals at Citrus College (6 seasons)</i>		<i>103-39</i>	<i>.725</i>	<i>56-16</i>
2021-22	Seattle U	23-9	.719	14-4
2022-23	Seattle U	20-12	.625	11-7
2023-24	Seattle U	23-14	.623	11-9
<i>Totals at Seattle U (3 seasons)</i>		<i>66-35</i>	<i>.653</i>	<i>36-20</i>
<i>Total as Head Coach (9 seasons)</i>		<i>169-74</i>	<i>.695</i>	<i>92-36</i>




BROADCAST ROSTER




BRAYDEN MALDONADO
6-0 • 171 • G • JR



MALEEK ARINGTON
6-3 • 207 • G • JR



PARIS DAWSON
6-2 • 170 • G • SR



DASEAN STEVENS
6-3 • 180 • G • JR



HOURLAN DAN
6-10 • 228 • C • FR



VASJA PANDŽA
6-8 • 218 • G • SR



MALEK GOMMA
6-8 • 245 • F • SO



RAY ADAMS
6-8 • 193 • F • FR



JOHN CHRISTOFILIS
6-3 • 204 • G • R-JR



MATTHEW-ALEXANDER MONCREIFFE
6-8 • 214 • F • GR



WILL HEIMBRODT
6-7 • 220 • F • R-FR



ERIC ZHENG
5-10 • 167 • G • FR



VIKTOR RAJKOVIĆ
6-6 • 225 • F • SR



YUTO KAWASHIMA
6-9 • 215 • F • FR



NIKO FOTOPOULOS
6-3 • 175 • G • R-SO



KOBE WILLIAMSON
6-8 • 245 • F • SR



CHRIS VICTOR
HEAD COACH



GRANT LEEP
ASSISTANT COACH



D'MARQUES TYSON
ASSISTANT COACH



STEVEN SHPREYREGIN
ASSISTANT COACH



COLIN RARDIN
ASSISTANT COACH




BRYCE DOUGLAS
ASSISTANT COACH



NICHOLAS ANDREWS
DIRECTOR OF OPERATIONS



PATRICK MULLIGAN
DIR. OF PLAYER PERSONNEL



THOMAS MOORE
VIDEO COORDINATOR



2023-24 Seattle U Men's Basketball Combined Team Statistics All games

Page 1/1
as of Apr 03, 2024

Game Records

Record	Overall	Home	Away	Neutral
ALL GAMES	23-14	14-4	4-9	5-1
CONFERENCE	11-9	8-2	3-7	0-0
NON-CONFERENCE	12-5	6-2	1-2	5-1

Score by Periods

Team	1st	2nd	OT	TOT
Seattle U	1280	1387	63	2730
Opponents	1161	1239	71	2471

Team Box Score

No.	Player				Total		3-Point		F-Throw		Rebounds											
		GP-GS	MIN	AVG	FG-FGA	FG%	3FG-3FGA	3FG%	FT-FTA	FT%	OFF	DEF	TOT	AVG	PF	DQ	A	TO	BLK	STL	PTS	AVG
5	TYSON, Cameron	34-34	1089:30	32.0	200-486	.412	117-297	.394	92-105	.876	16	128	144	4.2	73	0	48	59	1	24	609	17.9
0	SCHUMACHER, Alex	37-37	1138:08	30.8	164-388	.423	30-97	.309	143-184	.777	17	120	137	3.7	78	1	187	106	3	47	501	13.5
11	CHRISTOFILIS, John	28-25	830:51	29.7	130-312	.417	64-161	.398	31-42	.738	9	54	63	2.3	22	0	15	33	1	14	355	12.7
25	CHATFIELD, Brandon	37-37	868:34	23.5	140-233	.601	9-33	.273	59-87	.678	86	114	200	5.4	114	9	20	46	30	15	348	9.4
33	WILLIAMSON, Kobe	37-28	882:03	23.8	127-283	.449	16-61	.262	61-78	.782	51	160	211	5.7	108	7	43	48	53	33	331	8.9
23	REILEY, Seyi	37-9	737:58	19.9	63-106	.594	0-1	.000	66-108	.611	75	125	200	5.4	98	4	26	42	10	21	192	5.2
2	DAWSON, Paris	36-7	844:12	23.4	59-161	.366	27-90	.300	37-50	.740	21	100	121	3.4	66	1	78	46	5	30	182	5.1
12	NUNN, Brody	4-0	45:03	11.3	7-13	.538	3-6	.500	0-0	.000	0	3	3	0.8	5	0	2	6	0	0	17	4.3
21	RAJKOVIĆ, Viktor	29-0	321:32	11.1	22-55	.400	8-23	.348	27-29	.931	22	45	67	2.3	28	0	10	11	0	7	79	2.7
24	GOMMA, Malek	26-0	189:22	7.3	20-34	.588	0-0	.000	5-17	.294	16	19	35	1.3	37	0	12	11	3	8	45	1.7
1	PANDŽA, Vasja	37-8	447:55	12.1	18-53	.340	5-30	.167	9-21	.429	3	58	61	1.6	42	1	29	26	0	12	50	1.4
35	LEVIS, Matthew	18-0	142:07	7.9	5-13	.385	1-8	.125	7-9	.778	2	12	14	0.8	12	0	11	7	0	4	18	1.0
30	FOTOPOULOS, Nikolas	4-0	12:47	3.2	1-6	.167	1-4	.250	0-0	.000	1	0	1	0.3	0	0	0	3	0	0	3	0.8
Team											54	58	112					26				
Total		37	7550		956-2143	.446	281-811	.346	537-730	.736	373	996	1369	37.0	683	23	481	470	106	215	2730	73.8
Opponents		37	7550		871-2115	.412	210-720	.292	519-741	.700	333	877	1210	32.7	673	16	412	457	117	239	2471	66.8

Team Statistics

	SU	OPP
Scoring	2730	2471
Points per game	73.8	66.8
Scoring margin	+7.0	-
Field goals-att	956-2143	871-2115
Field goal pct	.446	.412
3 point fg-att	281-811	210-720
3-point FG pct	.346	.292
3-pt FG made per game	7.6	5.7
Free throws-att	537-730	519-741
Free throw pct	.736	.700
F-Throws made per game	14.5	14.0
Rebounds	1369	1210
Rebounds per game	37.0	32.7
Rebounding margin	+4.3	-
Assists	481	412
Assists per game	13.0	11.1
Turnovers	470	457
Turnovers per game	12.7	12.4
Turnover margin	-0.4	-
Assist/turnover ratio	1.0	0.9
Steals	215	239
Steals per game	5.8	6.5
Blocks	106	117
Blocks per game	2.9	3.2
Winning streak	4	-
Home win streak	0	-
Attendance	23210	37677
Home games-Avg/Game	18-1289	13-2898
Neutral site-Avg/Game	-	6-1025

Team Results

Date	Opponent		Score	Att.
11/08/2023	Prairie View	W	71-60	999
11/11/2023	Montana St.	W	71-68	999
11/15/2023	Northern Ariz.	L	60-62	1410
11/18/2023	at VCU	L	56-60	6421
11/22/2023	Idaho	W	92-55	999
11/26/2023	UC San Diego	W	79-67	836
11/29/2023	at Utah Valley	L	72-78	2319
12/02/2023	Southern Utah	W	73-63	943
12/09/2023	Northwest (WA)	W	101-46	705
12/13/2023	at San Francisco	L	59-62	2112
12/17/2023	Washington	Lot2	99-100	5702
12/20/2023	Louisiana Tech	Wot	79-73	702
12/30/2023	at UTEP	W	73-61	4391
01/04/2024	Utah Tech	W	70-53	944
01/06/2024	California Baptist	W	48-46	795
01/11/2024	at UTRGV	Lot	80-81	591
01/13/2024	at UT Arlington	L	75-80	1009
01/18/2024	at SFA	Lot	84-89	2361
01/20/2024	Grand Canyon	W	86-79	1000
01/26/2024	Utah Valley	W	62-61	999
02/01/2024	at Grand Canyon	Lot	88-95	7276
02/03/2024	at California Baptist	W	61-60	4822
02/08/2024	Abilene Christian	W	75-52	2354
02/10/2024	Tarleton St.	L	77-82	966
02/15/2024	at Southern Utah	W	78-68	1175
02/17/2024	at Utah Tech	W	66-65	1739
02/22/2024	SFA	W	69-49	932
02/24/2024	UTRGV	W	84-56	926
02/29/2024	UT Arlington	L	62-82	999
03/07/2024	at Abilene Christian	L	59-64	1437
03/09/2024	at Tarleton St.	L	66-69	2024
03/14/2024	vs California Baptist	W	81-57	1106
03/15/2024	vs Grand Canyon	L	72-80	2250
03/23/2024	vs Delaware St.	W	79-66	795
03/25/2024	vs Evansville	W	71-57	724
03/26/2024	vs Fairfield	W	75-58	601
03/27/2024	vs High Point	W	77-67	671



2023-24 Seattle U Men's Basketball Combined Team Statistics In Conference games

Page 1/1
as of Mar 15, 2024

Game Records

Record	Overall	Home	Away	Neutral
ALL GAMES	11-9	8-2	3-7	0-0
CONFERENCE	11-9	8-2	3-7	0-0
NON-CONFERENCE	0-0	0-0	0-0	0-0

Score by Periods

Team	1st	2nd	OT	TOT
Seattle U	667	740	28	1435
Opponents	685	646	41	1372

Team Box Score

No.	Player				Total		3-Point		F-Throw		Rebounds												
		GP-GS	MIN	AVG	FG-FGA	FG%	3FG-3FGA	3FG%	FT-FTA	FT%	OFF	DEF	TOT	AVG	PF	DQ	A	TO	BLK	STL	PTS	AVG	
5	TYSON, Cameron	18-18	575:01	31.9	101-255	.396	55-155	.355	51-58	.879	9	65	74	4.1	43	0	24	35	1	6	308	17.1	
0	SCHUMACHER, Alex	20-20	625:47	31.3	94-216	.435	18-48	.375	80-102	.784	11	58	69	3.5	44	0	105	63	1	30	286	14.3	
11	CHRISTOFILIS, John	18-17	545:32	30.3	90-218	.413	50-115	.435	16-22	.727	5	32	37	2.1	16	0	7	21	1	6	246	13.7	
25	CHATFIELD, Brandon	20-20	507:28	25.4	80-125	.640	3-17	.176	36-54	.667	46	77	123	6.2	62	4	10	23	16	12	199	10.0	
33	WILLIAMSON, Kobe	20-19	510:01	25.5	61-153	.399	5-32	.156	27-35	.771	28	90	118	5.9	65	4	20	24	26	14	154	7.7	
23	REILEY, Seyi	20-1	399:42	20.0	25-53	.472	0-0	.000	42-64	.656	43	74	117	5.9	54	2	13	18	7	11	92	4.6	
2	DAWSON, Paris	20-3	474:54	23.7	25-81	.309	10-46	.217	21-32	.656	10	51	61	3.1	42	1	48	31	3	19	81	4.1	
21	RAJKOVIĆ, Viktor	16-0	143:55	9.0	9-19	.474	5-9	.556	7-8	.875	9	25	34	2.1	15	0	5	7	0	1	30	1.9	
24	GOMMA, Malek	11-0	74:51	6.8	7-11	.636	0-0	.000	0-4	.000	5	10	15	1.4	19	0	4	3	2	5	14	1.3	
1	PANDŽA, Vasja	20-2	162:06	8.1	8-17	.471	1-8	.125	1-7	.143	2	21	23	1.2	20	1	8	12	0	1	18	0.9	
35	LEVIS, Matthew	10-0	54:47	5.5	2-6	.333	1-5	.200	2-4	.500	0	5	5	0.5	7	0	4	3	0	2	7	0.7	
30	FOTOPOULOS, Nikolas	1-0	00:56	0.9	0-0	.000	0-0	.000	0-0	.000	0	0	0	0.0	0	0	0	0	0	0	0	0.0	
Team											32	32	64					13					
Total		20	4075		502-1154	.435	148-435	.340	283-390	.726	200	540	740	37.0	387	12	248	253	57	107	1435	71.8	
Opponents		20	4075		469-1135	.413	116-373	.311	318-457	.696	183	486	669	33.5	361	8	229	236	66	141	1372	68.6	

Team Statistics

	SU	OPP
Scoring	1435	1372
Points per game	71.8	68.6
Scoring margin	+3.2	-
Field goals-att	502-1154	469-1135
Field goal pct	.435	.413
3 point fg-att	148-435	116-373
3-point FG pct	.340	.311
3-pt FG made per game	7.4	5.8
Free throws-att	283-390	318-457
Free throw pct	.726	.696
F-Throws made per game	14.2	15.9
Rebounds	740	669
Rebounds per game	37.0	33.5
Rebounding margin	+3.6	-
Assists	248	229
Assists per game	12.4	11.5
Turnovers	253	236
Turnovers per game	12.7	11.8
Turnover margin	-0.9	-
Assist/turnover ratio	1.0	1.0
Steals	107	141
Steals per game	5.4	7.1
Blocks	57	66
Blocks per game	2.9	3.3
Winning streak	0	-
Home win streak	0	-
Attendance	10858	24753
Home games-Avg/Game	10-1086	10-2475
Neutral site-Avg/Game	-	0-0

Team Results

Date	Opponent		Score	Att.
11/29/2023	at Utah Valley	L	72-78	2319
12/02/2023	Southern Utah	W	73-63	943
01/04/2024	Utah Tech	W	70-53	944
01/06/2024	California Baptist	W	48-46	795
01/11/2024	at UTRGV	Lot	80-81	591
01/13/2024	at UT Arlington	L	75-80	1009
01/18/2024	at SFA	Lot	84-89	2361
01/20/2024	Grand Canyon	W	86-79	1000
01/26/2024	Utah Valley	W	62-61	999
02/01/2024	at Grand Canyon	Lot	88-95	7276
02/03/2024	at California Baptist	W	61-60	4822
02/08/2024	Abilene Christian	W	75-52	2354
02/10/2024	Tarleton St.	L	77-82	966
02/15/2024	at Southern Utah	W	78-68	1175
02/17/2024	at Utah Tech	W	66-65	1739
02/22/2024	SFA	W	69-49	932
02/24/2024	UTRGV	W	84-56	926
02/29/2024	UT Arlington	L	62-82	999
03/07/2024	at Abilene Christian	L	59-64	1437
03/09/2024	at Tarleton St.	L	66-69	2024



#0 BRAYDEN MALDONADO

				Field Goals		3-Point		F-Throws		Rebounds									Scoring	
SEASON	TEAM	GP-GS	MIN/AVG	FG-FGA	FG%	3FG-3FGA	3FG%	FT-FTA	FT%	OFF	DEF	TOT	AVG	PF-FO	A	TO	BLK	STL	PTS	AVG
2022-23	MSUD	28-27	740/26.4	76-189	.402	27-80	.338	58-71	.817	15	70	85	3.0	51-0	78	44	5	21	237	8.5
2023-24	MSUD	29-29	960/33.1	151-337	.448	54-157	.344	131-147	.891	12	106	118	4.1	79-1	77	64	14	49	487	16.8
TOTAL FOR SU		0-0	0/0.0	0-0	.000	0-0	.000	0-0	.000	0	0	0	0.0	0-0	0	0	0	0	0	0.0
TOTAL		57-56	1699/29.8	227-526	.432	81-237	.342	189-218	.867	27	176	203	3.6	130-1	155	108	19	70	724	12.7

Single Game Highs

Statistic	Value	
Points	27	at West Tex. A&M 11/16/23
Rebounds	8	at UC-Colo. Springs 01/13/23, at Colorado Mesa 02/17/24
Assists	7	vs Ark.-Fort Smith 11/12/22, at Colorado Mesa 12/03/22, vs Westminster (UT) 12/01/23
Steals	5	vs Ark.-Fort Smith 11/10/23, at Black Hills St. 12/08/23, at Chadron St. 02/23/24
Blocks	3	at South Dakota Mines 12/09/23
FG Made	10	at West Tex. A&M 11/16/23
FG Attempts	20	at Fort Lewis 02/03/24
3FG Made	6	at West Tex. A&M 11/16/23
3FG Attempts	11	at West Tex. A&M 11/16/23
FT Made	11	at N.M. Highlands 01/12/24
FT Attempts	13	at N.M. Highlands 01/12/24



#1 MALEEK ARINGTON

				Field Goals		3-Point		F-Throws		Rebounds										Scoring	
SEASON	TEAM	GP-GS	MIN/AVG	FG-FGA	FG%	3FG-3FGA	3FG%	FT-FTA	FT%	OFF	DEF	TOT	AVG	PF-FO	A	TO	BLK	STL	PTS	AVG	
2022-23	ISU	32-1	633/19.8	45-129	.349	12-46	.261	62-92	.674	5	44	49	1.5	58-0	53	29	8	39	164	5.1	
2023-24	ISU	34-34	1264/37.2	121-300	.403	21-81	.259	137-188	.729	30	87	117	3.4	84-2	164	81	4	79	400	11.8	
TOTAL FOR SU		0-0	0/0.0	0-0	.000	0-0	.000	0-0	.000	0	0	0	0.0	0-0	0	0	0	0	0	0.0	
TOTAL		66-35	1898/28.8	166-429	.387	33-127	.260	199-280	.711	35	131	166	2.5	142-2	217	110	12	118	564	8.5	

Single Game Highs

Statistic	Value	
Points	23	vs Northern Ariz. 02/29/24, vs Northern Colo. 03/02/24
Rebounds	9	at Idaho 02/17/24
Assists	10	vs Weber St. 02/24/24
Steals	6	vs Northern Ariz. 02/29/24
Blocks	2	at Grand Canyon 12/20/22, vs Sacramento St. 01/19/23
FG Made	8	vs Northern Colo. 03/02/24
FG Attempts	16	vs Northern Ariz. 02/29/24
3FG Made	4	vs Sacramento St. 02/08/24
3FG Attempts	6	at Campbell 11/21/23
FT Made	10	vs Northern Ariz. 02/29/24
FT Attempts	14	vs Northern Ariz. 02/29/24



#2 PARIS DAWSON

				Field Goals		3-Point		F-Throws		Rebounds										Scoring	
SEASON	TEAM	GP-GS	MIN/AVG	FG-FGA	FG%	3FG-3FGA	3FG%	FT-FTA	FT%	OFF	DEF	TOT	AVG	PF-FO	A	TO	BLK	STL	PTS	AVG	
2020-21	PSU	22-16	514/23.4	57-153	.373	32-86	.372	38-55	.691	15	36	51	2.3	52-0	26	26	0	21	184	8.4	
2021-22	PSU	28-5	489/17.5	43-120	.358	17-62	.274	47-54	.870	18	35	53	1.9	38-0	22	15	0	21	150	5.4	
2022-23	SU	24-7	547/22.8	41-131	.313	22-73	.301	44-52	.846	11	68	79	3.3	33-0	41	38	0	21	148	6.2	
2023-24	SU	36-7	844/23.4	59-161	.366	27-90	.300	37-50	.740	21	100	121	3.4	66-1	78	46	5	30	182	5.1	
TOTAL FOR SU		60-14	1391/23.2	100-292	.342	49-163	.301	81-102	.794	32	168	200	3.3	99-1	119	84	5	51	330	5.5	
TOTAL		110-35	2394/21.8	200-565	.354	98-311	.315	166-211	.787	65	239	304	2.8	189-1	167	125	5	93	664	6.0	

Single Game Highs

Statistic	Value	
Points	19	vs George Fox 11/17/21
Rebounds	9	at UTEP 12/30/23
Assists	7	at Portland 11/19/22
Steals	4	at SFA 01/18/24
Blocks	1	5 times
FG Made	6	at Washington St. 12/13/20, vs George Fox 11/17/21, vs Northwest (WA) 12/09/23
FG Attempts	13	vs Northwest (WA) 12/09/23
3FG Made	4	vs Simpson (CA) 02/12/21, vs Northwest (WA) 12/09/23, vs Washington 12/17/23
3FG Attempts	9	vs Northwest (WA) 12/09/23
FT Made	9	vs Portland St. 11/13/22
FT Attempts	10	vs Portland St. 11/13/22



#7 VASJA PANDZA

				Field Goals		3-Point		F-Throws		Rebounds									Scoring	
SEASON	TEAM	GP-GS	MIN/AVG	FG-FGA	FG%	3FG-3FGA	3FG%	FT-FTA	FT%	OFF	DEF	TOT	AVG	PF-FO	A	TO	BLK	STL	PTS	AVG
2020-21	SU	17-2	204/12.0	20-60	.333	7-33	.212	15-18	.833	4	22	26	1.5	25-0	4	9	0	7	62	3.6
2021-22	SU	26-1	509/19.6	46-125	.368	16-60	.267	23-32	.719	6	69	75	2.9	64-1	15	27	4	16	131	5.0
2022-23	SU	1-0	9/9.0	1-3	.333	1-2	.500	0-0	.000	0	1	1	1.0	1-0	0	2	0	0	3	3.0
2023-24	SU	37-8	448/12.1	18-53	.340	5-30	.167	9-21	.429	3	58	61	1.6	42-1	29	26	0	12	50	1.4
TOTAL		81-11	1169/14.4	85-241	.353	29-125	.232	47-71	.662	13	150	163	2.0	132-2	48	64	4	35	246	3.0

Single Game Highs

Statistic	Value	
Points	14	at Chicago St. 01/06/22, vs Sam Houston 01/29/22
Rebounds	8	vs Montana St. 11/11/23
Assists	6	vs UC San Diego 11/26/23
Steals	4	at California Baptist 01/17/22
Blocks	1	4 times
FG Made	5	vs Col. of Idaho 12/17/20, at Chicago St. 01/06/22
FG Attempts	12	at Utah Tech 02/05/21, vs Col. of Idaho 12/17/20
3FG Made	3	at Chicago St. 01/06/22
3FG Attempts	8	at Utah Tech 02/05/21, at New Mexico St. 02/05/22
FT Made	6	at Utah Tech 02/06/21
FT Attempts	6	at Utah Tech 02/06/21, at Grand Canyon 02/03/22



#8 MALEK GOMMA

				Field Goals		3-Point		F-Throws		Rebounds									Scoring	
SEASON	TEAM	GP-GS	MIN/AVG	FG-FGA	FG%	3FG-3FGA	3FG%	FT-FTA	FT%	OFF	DEF	TOT	AVG	PF-FO	A	TO	BLK	STL	PTS	AVG
2023-24	SU	26-0	189/7.3	20-34	.588	0-0	.000	5-17	.294	16	19	35	1.3	37-0	12	11	3	8	45	1.7
TOTAL		26-0	189/7.3	20-34	.588	0-0	.000	5-17	.294	16	19	35	1.3	37-0	12	11	3	8	45	1.7

Single Game Highs

Statistic	Value	
Points	12	vs Northwest (WA) 12/09/23
Rebounds	8	vs Northwest (WA) 12/09/23
Assists	4	vs Northwest (WA) 12/09/23
Steals	2	at Southern Utah 02/15/24
Blocks	1	vs Louisiana Tech 12/20/23, vs UTRGV 02/24/24, vs UT Arlington 02/29/24
FG Made	6	vs Northwest (WA) 12/09/23
FG Attempts	8	vs Northwest (WA) 12/09/23
FT Made	3	vs Idaho 11/22/23
FT Attempts	6	vs Idaho 11/22/23



#11 JOHN CHRISTOFILIS

				Field Goals		3-Point		F-Throws		Rebounds								Scoring		
SEASON	TEAM	GP-GS	MIN/AVG	FG-FGA	FG%	3FG-3FGA	3FG%	FT-FTA	FT%	OFF	DEF	TOT	AVG	PF-FO	A	TO	BLK	STL	PTS	AVG
2021-22	CU	13-0	51/3.9	3-15	.200	1-11	.091	0-0	.000	1	3	4	0.3	0-0	0	0	0	0	7	0.5
2023-24	SU	28-25	831/29.7	130-312	.417	64-161	.398	31-42	.738	9	54	63	2.3	22-0	15	33	1	14	355	12.7
TOTAL FOR SU		28-25	831/29.7	130-312	.417	64-161	.398	31-42	.738	9	54	63	2.3	22-0	15	33	1	14	355	12.7
TOTAL		41-25	882/21.5	133-327	.407	65-172	.378	31-42	.738	10	57	67	1.6	22-0	15	33	1	14	362	8.8

Single Game Highs

Statistic	Value	
Points	32	vs Utah Tech 01/04/24
Rebounds	6	vs Evansville 03/25/24
Assists	2	vs Grand Canyon 01/20/24
Steals	2	4 times
Blocks	1	vs UT Arlington 02/29/24
FG Made	13	vs Utah Tech 01/04/24
FG Attempts	22	vs Utah Tech 01/04/24
3FG Made	6	vs Utah Tech 01/04/24, vs UTRGV 02/24/24
3FG Attempts	11	vs Utah Tech 01/04/24, vs UTRGV 02/24/24
FT Made	5	vs Prairie View 11/08/23, vs Abilene Christian 02/08/24
FT Attempts	6	vs Prairie View 11/08/23, vs Abilene Christian 02/08/24



#12 MATTHEW-ALEXANDER MONCREIFFE

				Field Goals		3-Point		F-Throws		Rebounds										Scoring	
SEASON	TEAM	GP-GS	MIN/AVG	FG-FGA	FG%	3FG-3FGA	3FG%	FT-FTA	FT%	OFF	DEF	TOT	AVG	PF-FO	A	TO	BLK	STL	PTS	AVG	
2020-21	OSU	28-14	613/21.9	102-199	.513	0-0	.000	47-86	.547	67	81	148	5.3	66-3	20	43	10	17	251	9.0	
2021-22	OSU	30-7	445/14.8	51-100	.510	0-1	.000	24-46	.522	36	80	116	3.9	49-1	17	37	9	13	126	4.2	
2022-23	UG	28-26	575/20.5	59-112	.527	0-0	.000	36-72	.500	46	97	143	5.1	62-2	22	33	9	8	154	5.5	
2023-24	UG	16-4	138/8.6	5-19	.263	0-0	.000	7-15	.467	11	23	34	2.1	19-0	6	11	10	2	17	1.1	
TOTAL FOR SU		0-0	0/0.0	0-0	.000	0-0	.000	0-0	.000	0	0	0	0.0	0-0	0	0	0	0	0	0.0	
TOTAL		102-51	1771/17.4	217-430	.505	0-1	.000	114-219	.521	160	281	441	4.3	196-6	65	124	38	40	548	5.4	

Single Game Highs

Statistic	Value	
Points	22	at Iowa St. 01/25/21
Rebounds	12	at Iowa St. 01/25/21, at Oklahoma 02/27/21
Assists	3	5 times
Steals	3	vs Iowa St. 02/16/21, vs Col. of Charleston 11/22/21
Blocks	3	vs Winthrop 11/24/23
FG Made	11	at Iowa St. 01/25/21
FG Attempts	17	at Iowa St. 01/25/21
3FG Attempts	1	at Oral Roberts 11/26/21
FT Made	5	at TCU 02/03/21, vs Houston 12/18/21, at Texas A&M 02/04/23
FT Attempts	10	at Texas A&M 02/04/23



#21 VIKTOR RAJKOVIC

				Field Goals		3-Point		F-Throws		Rebounds									Scoring	
SEASON	TEAM	GP-GS	MIN/AVG	FG-FGA	FG%	3FG-3FGA	3FG%	FT-FTA	FT%	OFF	DEF	TOT	AVG	PF-FO	A	TO	BLK	STL	PTS	AVG
2020-21	SU	1-1	5/5.1	0-1	.000	0-0	.000	0-0	.000	0	0	0	0.0	1-0	1	0	0	0	0	0.0
2021-22	SU	30-9	540/18.0	43-125	.344	18-66	.273	23-28	.821	46	82	128	4.3	58-3	34	22	4	18	127	4.2
2022-23	SU	27-4	386/14.3	29-77	.377	10-39	.256	17-20	.850	23	40	63	2.3	34-1	20	24	1	12	85	3.1
2023-24	SU	29-0	322/11.1	22-55	.400	8-23	.348	27-29	.931	22	45	67	2.3	28-0	10	11	0	7	79	2.7
TOTAL		87-14	1252/14.4	94-258	.364	36-128	.281	67-77	.870	91	167	258	3.0	121-4	65	57	5	37	291	3.3

Single Game Highs

Statistic	Value	
Points	14	vs Lamar University 02/12/22
Rebounds	12	vs Sam Houston 01/29/22
Assists	5	vs VMI 12/05/21
Steals	3	vs Idaho St. 11/14/21, vs McNeese 12/01/21, vs Utah Tech 01/15/22
Blocks	1	5 times
FG Made	6	vs Lamar University 02/12/22
FG Attempts	10	vs Sam Houston 01/29/22, vs Lamar University 02/12/22, at Washington 11/28/22
3FG Made	3	vs St. Thomas (MN) 11/27/21
3FG Attempts	7	at Washington 11/28/22
FT Made	5	at Chicago St. 01/06/22, at Utah Tech 02/26/22, vs Prairie View 11/08/23
FT Attempts	6	at Chicago St. 01/06/22, at Utah Tech 02/26/22



#30 NIKO FOTOPOULOS

				Field Goals		3-Point		F-Throws		Rebounds										Scoring	
SEASON	TEAM	GP-GS	MIN/AVG	FG-FGA	FG%	3FG-3FGA	3FG%	FT-FTA	FT%	OFF	DEF	TOT	AVG	PF-FO	A	TO	BLK	STL	PTS	AVG	
2023-24	SU	4-0	13/3.2	1-6	.167	1-4	.250	0-0	.000	1	0	1	0.3	0-0	0	3	0	0	3	0.8	
TOTAL		4-0	13/3.2	1-6	.167	1-4	.250	0-0	.000	1	0	1	0.3	0-0	0	3	0	0	3	0.8	

Single Game Highs

Statistic	Value	
Points	3	vs Northwest (WA) 12/09/23
Rebounds	1	vs California Baptist 03/14/24
FG Made	1	vs Northwest (WA) 12/09/23
FG Attempts	4	vs Northwest (WA) 12/09/23
3FG Made	1	vs Northwest (WA) 12/09/23
3FG Attempts	3	vs Northwest (WA) 12/09/23



#96 KOBE WILLIAMSON

				Field Goals		3-Point		F-Throws		Rebounds										Scoring	
SEASON	TEAM	GP-GS	MIN/AVG	FG-FGA	FG%	3FG-3FGA	3FG%	FT-FTA	FT%	OFF	DEF	TOT	AVG	PF-FO	A	TO	BLK	STL	PTS	AVG	
2020-21	SU	23-23	648/28.2	50-138	.362	20-76	.263	20-28	.714	46	92	138	6.0	81-5	15	26	27	14	140	6.1	
2021-22	SU	30-12	511/17.0	53-122	.434	19-67	.284	23-30	.767	34	97	131	4.4	59-1	19	15	30	14	148	4.9	
2022-23	SU	32-2	581/18.2	47-128	.367	17-65	.262	23-33	.697	26	98	124	3.9	66-1	37	25	37	11	134	4.2	
2023-24	SU	37-28	882/23.8	127-283	.449	16-61	.262	61-78	.782	51	160	211	5.7	108-7	43	48	53	33	331	8.9	
TOTAL		122-65	2623/21.5	277-671	.413	72-269	.268	127-169	.751	157	447	604	5.0	314-14	114	114	147	72	753	6.2	

Single Game Highs

Statistic	Value	
Points	28	vs Idaho 11/22/23
Rebounds	15	at Utah Tech 02/05/21
Assists	5	vs Pacific Lutheran 11/23/22
Steals	4	vs Northwest (WA) 12/09/23
Blocks	5	vs Prairie View 11/08/23
FG Made	11	vs Idaho 11/22/23
FG Attempts	15	vs Idaho 11/22/23, vs Utah Valley 01/26/24
3FG Made	5	vs Idaho 11/22/23
3FG Attempts	10	vs Grand Canyon 02/26/21
FT Made	7	at VCU 11/18/23
FT Attempts	9	at VCU 11/18/23