

SEATTLE UNIVERSITY | 2020-21 Men's Basketball Game Notes



GAME 20 & 21: SU at California Baptist - Mar. 5-6, 2021

CONTACT: Sarah Finney, Assoc. AD for Strategic Communications • finneysa@seattleu.edu • 206-445-2237 • GoSeattleU.com

2020-21 SCHEDULE

Nov. 25	at Portland ^	W, 84-72
Nov. 27	vs. William Jessup ^	W, 77-53
Nov. 29	vs. Air Force #	W, 63-45
Nov. 30	vs. CSUN #	L, 65-76
Dec. 3	at UCLA	L, 52-78
Dec. 6	at Long Beach State	L, 75-80
Dec. 9	at Washington	L, 41-73
DEC. 13	NORTHWEST	W, 89-40
DEC. 17	COLLEGE OF IDAHO	W, 78-54
Dec. 22	at California	L, 65-70
DEC. 30	PORTLAND	W, 84-68
JAN. 9	SAINT MARTIN'S	W, 98-63
JAN. 15	UTAH VALLEY *	L, 92-93 (OT)
JAN. 16	UTAH VALLEY *	CANCELED
Jan. 22	at Tarleton State *	CANCELED
Jan. 23	at Tarleton State *	CANCELED
JAN. 29	CHICAGO STATE *	CANCELED
JAN. 30	CHICAGO STATE *	CANCELED
Feb. 5	at Dixie State *	L, 76-77
Feb. 6	at Dixie State *	W, 77-56
FEB. 12	NM STATE *	W, 83-72
FEB. 13	NM STATE *	L, 58-65
Feb. 19	at UTRGV *	CANCELED
Feb. 20	at UTRGV *	CANCELED
FEB. 26	GRAND CANYON *	W, 63-57
FEB. 27	GRAND CANYON *	L, 71-81
Mar. 5	at California Baptist *	6:00 PM
Mar. 6	at California Baptist *	6:00 PM

Mar. 11-13 at WAC Championship (Las Vegas, NV)

HOME GAMES played at the Redhawk Center

^ U.S. Bank Portland Invitational

2020 Vegas Bubble

* Western Athletic Conference game

All times listed are Pacific

All dates and times subject to change

All games broadcast on KTTH 770 AM

Complete schedule information at GoSeattleU.com/MBB



SEATTLE U



CALIFORNIA BAPTIST

GAMEDAY ROUND-UP

Seattle University Redhawks (10-9, 3-4 WAC) at
California Baptist Lancers (12-8, 5-5 WAC)

Friday, March 5, 2021 • 6:00 PM PT

Saturday, March 6, 2021 • 6:00 PM PT

CBU Events Center • Riverside, CA

WATCH (Friday): ESPN+ (plus.espn.com)

WATCH (Saturday): WACDN (wacdigitalnetwork.com)

LISTEN: KTTH 770 AM (mynorthwest.com)

Doug Greenwald (play-by-play)

LIVE STATS: GoSeattleU.com

ON TAP

Seattle U men's basketball (10-9, 3-4 WAC) closes out the regular season on the road this week, traveling to Riverside, Calif., for a pair of Western Athletic Conference match-ups at California Baptist (12-8, 5-5 WAC). The Redhawks and Lancers will face off inside the CBU Events Center on Friday, March 5 and Saturday, March 6. Tip-off each night is set for 6 p.m. Pacific. Friday's game will stream live on ESPN+ while Saturday's contest will be carried on the WAC Digital Network. Both games can be heard live on KTTH 770 AM and mynorthwest.com.

LOOKING AHEAD

- The 2021 Hercules Tires WAC Basketball Tournament will be contested March 11-13 at the Orleans Arena in Las Vegas.
- Six teams will fill the bracket – California Baptist, Grand Canyon, NM State, Seattle U, Utah Valley and UTRGV. As announced in April 2020, the WAC

shortened the eligibility period for participation by transitioning institutions to two years, making CBU eligible in 2021. Dixie State and Tarleton will be eligible in 2023.

- Seeding for the WAC Tournament is based on league win-loss percentage multiplied by percentage of games played. Entering the final weekend of play, the Redhawks are fifth among the six eligible teams.
- The winner of the WAC Tournament will be the automatic qualifier to the NCAA Tournament unless it is a transitioning institution. In such case the automatic qualifier will be the regular season champion.
- If the winner of the WAC Tournament is unable to complete in the NCAA Tournament due to COVID testing, the replacement automatic qualifier is the regular season champion. If the disqualified team is the regular season champion, the highest placing eligible Division I team in the regular season standings (as determined by tiebreakers if necessary) shall be the replacement automatic qualifier.

LAST GAME STARTING LINEUP

POS.	NO.	NAME	YR	HT	PPG	RPG	NOTABLES
F	11	Riley Grigsby	Jr.	6-6	18.1	5.1	25 points on 10-20 FGs vs GCU
G	12	Darrion Trammell	So.	5-10	19.6	3.9	Averaging 24.1 ppg in WAC play
F	15	Emeka Udenyi	Jr.	6-6	7.6	7.6	4th in the WAC in rebounding, 2nd in FG% (64.5%)
G	24	Nate Robinson	Jr.	6-4	4.0	1.1	Career-high 10 pts vs GCU
G	33	Kobe Williamson	Fr.	6-8	6.3	6.3	Season-high 14 pts vs. GCU

OFF THE BENCH

G	0	Rip Economou	Jr.	6-8	3.4	1.4	3 3s for 9 pts off the bench in win at Dixie State
G	1	Vas Pandža	Fr.	6-8	3.6	1.5	6 pts, 5 reb, 2 stls in win at Dixie State
F	5	Joe Wall	RSo.	6-7	1.5	0.3	Career-high 8 pts in 11 mins vs. Saint Martin's
G	10	Aaron Nettles	Sr.	5-11	10.1	1.7	DNP vs GCU (thumb injury)
G	13	Angelo Stuart	So.	6-1	1.2	0.1	Season-high 7 pts vs. Northwest
F	23	Daron Henson	Gr.	6-8	1.7	1.5	Matched season-high 7 pts vs. NMSU on 2/12
F	25	Jared Pearre	RJr.	6-8	3.6	3.0	6 pts, 5 reb in 19 mins vs. Utah Valley
G	35	Matthew Lewis	Fr.	6-1	0.0	0.0	Has appeared off the bench in two games



UNIVERSITY INFORMATION

Location: Seattle, Wash.
 Founded: 1891
 Chartered: 1898
 Enrollment: 4,299 (undergrad)
 Nickname: Redhawks
 Colors: Red and White
 Affiliation: NCAA Division I
 Conference: Western Athletic Conference
 Home Facility (capacity): Redhawk Center (999)
 President: Fr. Stephen Sundborg, S.J.
 Director of Athletics: Shaney Fink
 Athletic Ticket Office: 206-398-GOSU (4678)

MEN'S BASKETBALL COACHING STAFF

Head Coach: Jim Hayford (Fourth season)
 Alma Mater: (Azusa Pacific '89)
 Record at Seattle: 62-53 (Three seasons+)
 Career Record: 422-228 (21 seasons+)
 Associate Head Coach: Chris Victor (Fourth season)
 Alma Mater: Concordia '04
 Associate Head Coach: Alex Pribble (Second season)
 Alma Mater: Cal '07
 Assistant Coach: Sam Kirby (Third season)
 Alma Mater: Seattle U '08
 Director of Operations: Matt Jones (First season)
 Alma Mater: Trinity '18

TEAM FACTS

2019-20 Record: 14-15
 2019-20 WAC Record/Finish: 7-7/5th
 Letterwinners Returning/Lost: 4/9
 Starters Returning/Lost: 1/4
 Redshirts: 4
 Newcomers: 11
 2019-20 Postseason Result: NA

ATHLETIC COMMUNICATIONS

Assoc AD for Strategic Comm/MBB Contact: Sarah Finney
 Office Phone: (206) 296-5915
 Cell Phone: (206) 445-2237
 Email: finneysa@seattleu.edu
 Asst. Director of Communications: Brian Vail
 Phone: (206) 296-2490 | Email: vailbr@seattleu.edu
 Asst. Director of Communications: Jason Oliveira
 Phone: (206) 296-2360 | Email: joliveira@seattleu.edu
 Athletic Website: www.GoSeattleU.com
 Radio (Talent): KTTH 770 AM (Doug Greenwald)
 Mailing Address:
 Seattle University, 901 12th Ave., PO Box 222000,
 Seattle, WA 98122

QUICK HITS

- Seattle U earned a 1-1 split against league-leader Grand Canyon last week. The Redhawks picked up the Friday win, 63-57, before the Lopes evened the series with an 81-71 final on Saturday.
- Seattle U forced GCU into a combined 37 turnovers (18.5 per game), well above the Lopes' 13.4 average.
- Four Redhawks scored in double figures in the win including Darrion Trammell (17), Kobe Williamson (14), Riley Grigsby (13) and Nate Robinson (10).
- The point totals for Williamson and Robinson were both career highs.
- Williamson's 14 points were the most for a Seattle U freshman since Aaron Nettles scored 20 points on Dec. 4, 2017 versus Pacific Lutheran. The last time a rookie Redhawk had as 14+ points against a DI opponent was March 9, 2017 when Morgan Means scored 14 in a WAC Tournament game against Utah Valley.
- Both Darrion Trammell and Riley Grigsby surpassed the 20-point mark for the eighth time this season in Saturday's game against GCU. Trammell finished with a game-high 28 points while Grigsby added 25. The duo combined for 35 of Seattle U's 45 second-half points.
- Trammell dished 12 assists in the two games versus GCU, bringing his season total to 106.

ABOUT THE SERIES VS CALIFORNIA BAPTIST

This marks just the sixth all-time meeting between Seattle U and California Baptist and the fourth and fifth as Division I members of the Western Athletic Conference. CBU holds a 4-1 lead in the all-time series. The Lancers won both meetings in 2019-20, beginning with a 72-65 final at the accesso ShoWare Center in Kent, Wash., on Feb. 1, 2020. Terrell Brown had 14 points for SU while Morgan Means and Mattia Da Campo chipped in 13 and 10, respectively. Then, in what would ultimately be the Redhawks final game of the season last year, CBU clinched an 88-87 overtime win in Riverside on Feb. 29. Brown had 31 points to lead the Redhawks, including all 10 points in overtime.

In 2018-19, the teams split the WAC home-and-home, each winning on their opponent's home court. The Lancers won the first meeting of 2018-19, 75-64, on Feb. 2, 2019 in the Redhawk Center. Terrell Brown led all scorers in the game, finishing the night with 24 points. The Redhawks returned the favor on Feb. 28, 2019 in Riverside, Calif., with a 67-65 thrilling victory. Delante Jones hit the game-winner - his only field goal of the night - with seven seconds remaining to secure the Redhawk win. Morgan Means had 21 points to lead SU, while Mattia Da Campo had an 11-point, 14-rebound double-double and Brown added 18 points.

The teams' only previous meeting came during the 1987-88 season at the Hawaii Loa Tournament in Kaneohe, Hawaii. The Lancers won that battle, 71-66, over Seattle U.

TAKING CARE OF THE ROCK

For a second consecutive season, the Redhawks are among the nation's best in taking care of the basketball. In games played through March 1, Seattle U ranks No. 6 nationally in turnover margin (5.3) and 13th in turnovers per game (10.6). In nine of 19 games this year, they have kept giveaways to single digits. Last season, the Redhawks finished second nationally in fewest turnovers, and eighth in fewest turnovers per game (10.2).

PSA: TRAMMELL DOES IT ALL

- Sophomore Darrion Trammell ranks 29th in the nation and first in the WAC in points (19.9 per game), first in the WAC in free-throw percentage (86.1), second in the WAC in assists (5.6 per game) and second in the WAC in steals (1.9 per game). The 5-10 guard also adds 3.9 rebounds per game.
- His 5.6 assists per game rank 25th nationally in games played through March 1 and his 1.89 steals per game rank 54th.
- In WAC play, Trammell is putting up 24.1 ppg while also leading the way with 2.7 three-pointers per game.
- Trammell has one double-double to his name this year - a 25-point, 13-assist outpouring on Dec. 30 versus Portland.
- He has scored in double figures in 17 of 19 games, has surpassed 20 points on eight occasions and has three games with 30 points or more. He has also dished five assists or more in 13 of 19 outings.

ONE-TWO PUNCH

- Sophomore Darrion Trammell and junior Riley Grigsby rank 1-2 among all WAC players in scoring. Trammell averages 19.9 ppg while Grigsby adds 18.1 ppg for the Redhawks.
- Trammell also leads the WAC at a 24.1 ppg clip in conference play.
- One or the other has led Seattle U in scoring in all but one game this season.



- Grigsby has eight games with 20 or more points, including a career-high 28 points at Portland on Nov. 25 and surpassing the mark in six of the Redhawks' last 10 outings.
- Trammell has surpassed the 20 point marker eight times, including a career-high 32 points at Long Beach State on Dec. 6. The first-year Redhawk most recently had 17 and 28 points on back-to-back nights against Grand Canyon.

NETTLES FOR THREE

Aaron Nettles hit a combined five three-pointers in the two games vs. NM State, moving his career total to 110 as a Redhawk. He now sits just 19 three's shy of staking a claim in the Seattle U all-time top-10 list. Bernard Seals (2002-06) currently holds the No. 10 spot with 129 career triples.

TRAMMELL NAMED WAC PLAYER OF THE WEEK X2

Darrion Trammell was named TicketSmarter WAC Player of the Week for February 1-7. The sophomore guard from Marin City, Calif., posted back-to-back 30-point games in a road split at Dixie State. He shot .500 from the field, .571 from three-point range and .769 on free throws to lead the Redhawk offensive effort.

Trammell was named TicketSmarter WAC Player of the Week for Dec. 28-Jan. 3. He helped Seattle U end 2020 on a high note, scoring 25 points to go with 13 assists in an 84-68 win over Portland, the second win over the Pilots this season. His points and assists led to Trammell having a hand in 53 of the Redhawks' 84 points on the night.

2020-21 NUMERICAL ROSTER

NO.	NAME	POS	HT	WT	YR/EXP	HOMETOWN/PREVIOUS SCHOOL
0	Rip Economou	G	6-8	190	Jr./2V	Santa Monica, Calif./Santa Monica HS
1	Vas Pandža	G	6-8	210	Fr./HS	Leeds, England/The Hotchkiss School (Conn.)
5	Joe Wall	F	6-7	215	RSO./2V	Portland, Ore./Jesuit HS
10	Aaron Nettles	G	6-0	175	Sr./3V	Seattle, Wash./Seattle Prep
11	Riley Grigsby	G/F	6-6	220	Jr./2V	San Jose, Calif./Archbishop Mitty HS
12	Darrion Trammell	G	5-10	165	Jr./TR	Marin City, Calif./Saint Ignatius HS/City College of San Francisco
13	Angelo Stuart	G	6-1	165	So./TR	Queens, N.Y./Lincoln Academy Prep (Ga.)/Mineral Area College
14	Matt Vail	F	6-5	190	RSO./RS	Stanwood, Wash./Stanwood HS
15	Emeka Udenyi	F	6-6	225	Jr./TR	Oakland, Calif./De La Salle/City College of San Francisco
21	Viktor Rajković	F	6-5	210	Fr./HS	Mill Valley, Calif./The Branson School/Golden State Prep
23	Daron Henson	F	6-8	205	Gr./TR	Pasadena, Calif./Utah State/Salt Lake CC/Washington State
24	Nate Robinson	G	6-4	185	Jr./TR	Walnut Creek, Calif./Las Lomas HS/City College of San Francisco
25	Jared Pearre	F	6-8	205	RJr./TR	McKinney, Texas/McKinney HS/CSUN
30	Tiago Zibecchi	G	6-6	200	RSO./RS	Rio de Janeiro, Brazil/Escola Alema Corcovado/Vanguard/Westcliff
31	Robert Hutchens	G	6-4	190	Fr./HS	Arroyo Grande, Calif./Arroyo Grande HS
33	Kobe Williamson	G	6-8	225	Fr./HS	Melbourne, Australia/Haileybury College
35	Matthew Levis	G	6-1	175	Fr./HS	Portland, Ore./Jesuit HS
41	Jaren Nafarrete	G	5-7	140	RFr./RS	San Diego, Calif./Foothills Christian HS

COACHING STAFF

Head Coach: Jim Hayford (Azusa Pacific '89) – Fourth season
 Associate Head Coach: Chris Victor (Concordia Irvine '04) – Fourth season
 Associate Head Coach: Alex Pribble (Cal '07) – Second season
 Assistant Coach: Sam Kirby (Seattle U '08) – Third season
 Director of Operations: Matt Jones (Trinity '18) – First season

PRONUNCIATION GUIDE

#0 Rip Economou: Ee-con-oh-moe	#25 Jared Pearre: Pear-ee
#1 Vas Pandža: Vah-ss Pahn-jah	#30 Tiago Zibecchi: Tee-ah-goh Zee-beck-ee
#12 Darrion Trammell: Dare-ee-on Tram-ehl	#35 Matthew Levis: Lev (like level) -iss (like hiss)
#15 Emeka Udenyi: Em-eck-ah Oooh-den-ee	#41 Jaren Nafarrete: Jare (like air) -en Naf-are-eh-tee
#21 Viktor Rajkovic: Viktor Rai-koh-vich	
#23 Daron Henson: Dah-ron	

GAMEDAY PROTOCOLS

In accordance with state and local regulations and in the interest of public health, the Seattle University basketball season will begin without spectators in attendance at the Redhawk Center.

For the health and safety of participating student athletes, staff and game personnel, access will be permitted only to participating teams and essential workers.

Health and safety guidelines will be monitored on an ongoing basis to determine if limited capacity options become available at any point during the season.

HOW TO WATCH: Unless otherwise noted, all men's basketball WAC home games will be video streamed on ESPN+. Additional broadcast details, and specific information regarding road games, can be found on the team schedule page at GoSeattleU.com/MBB.

RADIO: All Seattle U men's basketball games will once again be available on KTTH 770 AM in the Seattle area, and online at mynorthwest.com.

SOCIAL MEDIA: In addition to game broadcasts and coverage on GoSeattleU.com, fans are encouraged to follow and engage with the Redhawks on social media. The Redhawks can be found on Twitter, Instagram by searching @seattleumbb and on Facebook at facebook.com/seattleumbb.

DOWNLOAD NEW GOSEATTLEU APP: Stay connected to your favorite teams with GoSeattleU, the official mobile app of Seattle U Athletics, powered by SIDEARM Sports. Featuring real-time news alerts, schedules, exclusive multimedia content, gameday details and more, the new GoSeattleU app is free and compatible with both mobile and tablet iOS and Android devices. Through the app, Redhawk fans enjoy a personalized mobile experience with the ability to receive breaking news and score notifications for the teams they follow, shop for official Seattle U merchandise, donate, manage tickets and more. The app is designed with a user-friendly interface that integrates with goseattleu.com to bring the latest Seattle U digital content right to your fingertips. Additionally, it includes links to video and audio streams of live games, in-game stats, and team social media feeds. To download the app to your smartphone or tablet, visit the App Store or Google Play and search for "Seattle U Athletics."



He also added three rebounds, one steal and one block.

GRIGSBY NAMED WAC PLAYER OF THE WEEK

Riley Grigsby was named TicketSmarter WAC Player of the Week for Nov. 23-29. This marks Grigsby's first career Player of the Week honor. The junior guard/forward from San Jose, Calif., averaged 18.3 points per game to lead the Redhawks to their first 3-0 start since the 2008-09 season. He opened the season with a career-high 28 points in an 84-72 win at Portland, adding six rebounds, four assists and two blocks against the Pilots. Against William Jessup, he had 14 points to go along with four rebounds, two assists and two steals. Continuing the road trip from Portland to Las Vegas, Grigsby scored 13 points with three assists and a block in a 63-45 win over Air Force.

REDHAWK RUNDOWN

- Seattle U toppled NM State for just the fourth time in program history on Feb. 12, shooting the lights out in an 83-72 final.
- The Redhawks shot 51.7% from the field in the win over NM State, a season-high against DI opponents. They also shot a season-best 50% (13-26) from deep with the 13 threes matching the season's best.
- The 98 point scored against Saint Martin's on Jan. 9 was the most points scored by the Redhawks since Feb. 20, 2020 when they defeated Grand Canyon, 95-89.
- Jared Pearre added four blocks to his 18-point, 10-rebound double-double against Portland on Dec. 30 in his biggest performance of the season thus far. His 18 points were his highest as a Redhawk and one point off his all-time career-high set during his time at CSUN.
- The win over Portland on Dec. 30 marked Seattle U's fifth consecutive home victory, stretching back to Feb. 20, 2020 when the streak began with a 95-89 win over Grand Canyon.
- The home-and-home sweep of the Pilots moves Seattle U to 5-0 against its Pacific Northwest rival since Head Coach Jim Hayford took over the Redhawk reigns.
- Seattle U's home opening win over Northwest on Dec. 13 was the latest home opener date since 1988-89 when Seattle U played its first 10 games on the road and did not host a home game until Jan. 6, 1989.
- The 40 points allowed by Northwest on Dec. 13 is the least allowed by a Redhawks squad since Dec. 17, 2015 when they earned a 98-36 win over Northwest Indian College.
- Seattle U opened the season with three consecutive wins for the first time since the 2008-09 season.
- The Redhawks picked up wins over WCC member Portland, NAIA William Jessup and Mountain West member Air Force in that stretch.
- Seattle U's 41 points at UW on Dec. 9 was the fewest

points scored since a 59-44 loss at UTRGV on Feb. 14, 2019. It also marks the fewest points scored in a game during Jim Hayford's tenure.

- This marks the third time in Head Coach Jim Hayford's four years at Seattle U that the Redhawks have played at least a trio of Pac-12 opponents in a single season. The Redhawks are 2-10 against the conference during the span. The 2018-19 season brought both of those wins as Seattle U topped both Washington State and Cal, finishing 2-2 against the Pac-12 that year. In 2020-21, the Redhawks went 0-3 with losses at UCLA, Washington and Cal.
 - Sophomore Darrion Trammell had a career-high 32 points in the loss at Long Beach State on Dec. 6. The game also marked his first start of the year.
 - Riley Grigsby poured in six three pointers on his way to 24 points at Long Beach State on Dec. 6. The six threes were a career-high and the most threes made in a game since Matej Kavaz drained six on Dec. 23, 2017 against Nicholls State.
 - Nate Robinson made his first appearance of the season on Dec. 3 at UCLA after missing the first four games due to a toe injury. The junior guard had two points, one rebound and one block in nine minutes of action.
 - Junior Rip Economou drained four threes on Nov. 29 against Air Force on Nov. 29, notching a career-high 12 points.
 - The Redhawks won their season opener for a second straight year, this time with an 84-72 victory over Portland on Nov. 25.
 - The win over Portland was the fourth straight for Seattle U. The teams have met during each of the past four years and are set to meet again later this season.
 - Riley Grigsby poured in a career-high 28 points in the season debut versus Portland. His performance over the first three games earned him WAC Player of the Week honors.
 - Freshman Kobe Williamson had an impressive collegiate debut with 10 points and nine boards against Portland. He is the first freshman to start a season opener since Morgan Means did so in 2016-17. Means finished with five points, three rebounds and three assists in that outing.
- ### OVERTIME
- Seattle U is 5-4 in overtime games under Head Coach Jim Hayford.
 - The Redhawks played their first overtime game of 2020-21 on Jan. 15, 2021, suffering a 93-92 setback to Utah Valley.
 - The Redhawks went 1-2 in extra time during the 2019-20 season, including an 88-87 loss at California Baptist on Feb. 29, 2020, which ultimately ended up being the final game of the shortened season.

- Seattle U also played triple overtime affair at Kansas City on Jan. 2, 2020, the longest game the Redhawks had played since a triple overtime defeat to Chicago State on Feb. 27, 2014.

HITTING THE CENTURY MARK

The Redhawks surpassed the 100-point mark for the fifth time under Head Coach Jim Hayford with their 115-81 win over Pacific University on Nov. 12, 2019. They achieved the feat twice during his first season (121 vs. Puget Sound on Nov. 12, 2017; 102 vs. Detroit Mercy on Nov. 18, 2017) and twice in 2018-19 (107 vs. Northwest University on Nov. 28, 2018; 102 vs. Prairie View A&M on Dec. 20, 2018).

HOME COURT ADVANTAGE

Seattle U has compiled a 248-156 (.617) record in the Redhawk Center, including a 15-game winning streak that began Nov. 5, 2008 with a perfect 10-0 mark during the 2008-09 season. In 2017-18, the Redhawks went 9-1, in 2018-19, the Redhawks went 12-6 and in 2019-20 they were 9-3. So far in 2020-21, the Redhawks are 6-3.

WINNING WAYS

While the Redhawks' squad features 11 new faces, they are not all new to each other including a trio of junior college transfers from City College of San Francisco. Nate Robinson, Darrion Trammell and Emeka Udenyi spent the 2019-20 season as teammates for the Rams, who went a perfect 30-0 while averaging more than 100 ppg.

AGAINST THE RANKS

A meeting with the nationally-ranked Washington on Dec. 17, 2019 was just the third game against a ranked opponent during Seattle U's modern-day DI era. Seattle U's last meeting with a ranked opponent came on Dec. 21, 2011, when it hosted No. 24 Virginia at KeyArena. The Cavaliers won, 83-77. The Redhawks' only other ranked match-up came on Mar. 3, 2009 against then No. 13 Washington. The Huskies would claim an 87-60 victory at Alaska Airlines Arena.



FUTURE REDHAWK

Brody Nunn, a 6-2 guard hailing from Melbourne, Australia, will continue his playing career at Seattle U beginning in 2021.

"Brody is an outstanding shooter and very skilled guard," said Head Coach Jim Hayford said. "He is great in the classroom and will be a great leader on our campus."

Nunn attends Haileybury College in Melbourne, where he averaged 18.5 points, 5.0 rebounds, 2.0 steals and 4.0 assists per game during his junior season in 2019. He has also been a member of the U20 Victorian state team. Nunn averaged 12.0 points, 3.0 assists and 2.0 rebounds per game during the 2020 National Junior Championships. He shot 63 percent from the 3-point line during the U20 nationals, setting an all-time tournament record. His total makes ranked fourth during tournament play. Nunn competed for the Sandringham Sabers U18 team in the Southern Basketball Association, winning the 2018 U18 Victoria championship. During that 2018 season, he led the entire National Classic Tournament in made three-pointers with 27 while shooting at a 47 percent clip.

Current Redhawk freshman Kobe Williamson was Nunn's teammate at Haileybury, the Victorian state team and the Sandringham Sabers.



INSIDE THE NUMBERS

2020-21 Record.....	10-9
Non-Conference.....	7-5
WAC.....	3-4
Home.....	6-3
Away.....	2-5
Neutral.....	2-1
In overtime.....	0-0

Current Streak.....	L1
Last win.....	2/26/21 vs. Grand Canyon (63-57)
Last loss.....	2/27/21 vs. Grand Canyon (71-81)
Current Home Streak.....	L1
Last win.....	2/26/21 vs. Grand Canyon (63-57)
Last loss.....	2/27/21 vs. Grand Canyon (71-81)
Current Road Streak.....	W1
Last win.....	2/6/21 at Dixie State (77-56)
Last loss.....	2/5/21 at Dixie State (76-77)
Current Neutral Streak.....	L1
Last win.....	11/29/20 vs. Air Force (63-45)
Last loss.....	11/30/20 vs. CSUN (65-76)

Records When...	
November.....	3-1
December.....	3-4
January.....	1-1
February.....	3-3
March.....	0-0

Monday.....	0-1
Tuesday.....	0-1
Wednesday.....	2-1
Thursday.....	1-1
Friday.....	3-2
Saturday.....	2-2
Sunday.....	2-1

Leading at halftime.....	8-3
Trailing at halftime.....	2-6
Tied at halftime.....	0-0

Scoring less than 60.....	0-3
Scoring between 60-69.....	2-2
Scoring between 70-79.....	3-3
Scoring between 80-89.....	4-0
Scoring 90 or more.....	1-1

Allowing less than 60.....	6-0
Allowing between 60-69.....	2-1
Allowing between 70-79.....	2-5
Allowing between 80-89.....	0-2
Allowing 90 or more.....	0-1

Shooting below 30%.....	0-1
Shooting between 30-39.9%.....	1-6
Shooting between 40-44.9%.....	4-1
Shooting between 45-49.9%.....	2-1
Shooting between 50-54.9%.....	1-0
Shooting 55% or above.....	2-0

Opponent shooting below 30%.....	1-0
Opponent shooting between 30-39.9%.....	5-3
Opponent shooting between 40-44.9%.....	2-2
Opponent shooting between 45-49.9%.....	1-3
Opponent shooting between 50-54.9%.....	0-2
Opponent shooting 55% or above.....	0-0

More or same rebounds than opponent.....	7-3
Fewer rebounds than opponent.....	1-8

Game decided by 1-5 Points.....	0-4
Game decided by 6-10 Points.....	1-2
Game decided by 11-15 Points.....	2-1
Game decided by 16-20 Points.....	2-0
Game decided by 21+ Points.....	5-2

SU has 0 players in double figures.....	0-0
SU has 1 players in double figures.....	0-1
SU has 2 players in double figures.....	1-5
SU has 3 players in double figures.....	3-2
SU has 4 players in double figures.....	5-1
SU has 5+ players in double figures.....	1-0

Wearing Black Jerseys.....	2-5
Wearing Grey Jerseys.....	1-2
Wearing Red Jerseys.....	1-0
Wearing White Jerseys.....	6-2



THE LAST TIME SEATTLE U...

Won at home.....	2/26/21 vs. Grand Canyon, 63-57
Lost at home.....	2/27/21 vs. Grand Canyon, 71-81
Won on the road.....	2/6/21 at Dixie State, 77-56
Lost on the road.....	2/5/21 at Dixie State, 76-77
Won at a neutral site.....	11/29/20 vs. Air Force, 63-45 (Las Vegas)
Lost at a neutral site.....	11/30/20 vs. CSUN, 65-76 (Las Vegas)
Won five+ consecutive games.....	six in 2018 (11/23/18-12/6/18)
Won 10+ consecutive games.....	10 in 2008-09 (1/13/09 - 2/27/09)
Won 20+ consecutive games.....	26 in 1953-54
Lost five+ consecutive games.....	5 in 2018-19 (1/3/19 - 1/19/19)
Scored less than 50 points.....	12/9/20 at Washington, 41-73
Scored 80-89 points.....	2/12/21 vs. NM State, 83-72
Scored 90-99 points.....	1/15/21 vs. Utah Valley, 92-93 (ot)
Scored 100+ points.....	11/12/19 vs. Pacific, 115-81
Won an overtime game.....	2/8/20 at Utah Valley, 87-85 (ot)
Lost an overtime game.....	1/15/21 vs. Utah Valley, 92-93 (ot)
Defeated a nationally-ranked team.....	1/12/74 vs. No. 16 UNLV, 82-64
Lost to a nationally-ranked team.....	12/17/19 at No. 22 Washington, 59-81
Hosted a nationally-ranked team.....	12/21/11 vs. No. 24 Virginia (L, 77-83)
Shot under 30% FG.....	12/9/20 at Washington, 28.8% (17-59)
Shot 30-39.9% FG.....	2/26/21 vs. Grand Canyon, 35.7% (20-56)
Shot 40-49.9% FG.....	2/27/21 vs. Grand Canyon, 40.0% (24-60)
Shot 50-59.9% FG.....	2/12/21 vs. NM State, 51.7% (31-60)
Shot 60+% FG.....	2/15/18 vs. UTRGV, 60.8% (31-52)
Had 50+ rebounds.....	11/12/17 vs. Puget Sound, 61
Made 10+ 3-Pointers.....	2/12/21 vs. NM State, 13

THE LAST TIME A SEATTLE U PLAYER...

Scored 25-29 points.....	2/27/21, Darrion Trammell vs. Grand Canyon, 28
.....	2/27/21, Riley Grigsby vs. Grand Canyon, 25
Scored 30-39 points.....	2/6/21, Darrion Trammell at Dixie State, 30
Scored 40-59 points.....	11/28/09, Charles Garcia vs. Wofford, 41
Scored 60+ points.....	1/30/58, Elgin Baylor vs. Portland, 60
Made 10+ field goals.....	2/27/21, Riley Grigsby vs. Grand Canyon, 10
Made 5+ 3-pointers.....	2/6/21, Darrion Trammell at Dixie State, 5
Had 10-15 rebounds.....	2/26/21, Emeka Udenyi vs. Grand Canyon, 10
Had 16-19 rebounds.....	1/6/18, Aaron Menzies vs. Chicago State, 19
Had 20+ rebounds.....	2/15/97, Roger Hammond at Northwest College, 24
Had a double-double.....	1/9/21, Emeka Udenyi vs. Saint Martin's (11p, 11a)
Led team in pts. & rbs.....	1/15/21, Darrion Trammell vs. Utah Valley (26p, 7r)
Shot 100% FG (min. 5).....	12/19/16, Morgan Means vs. Southern Utah (5-5)
Shot 100% FT (min. 10).....	2/27/21, Darrion Trammell vs. Grand Canyon (11-11)
Had 10+ assists.....	12/30/20, Darrion Trammell vs. Portland, 13
Had 5+ steals.....	1/15/21, Aaron Nettles vs. Utah Valley, 5
.....	1/15/21, Darrion Trammell vs. Utah Valley, 5
Had 5+ blocks.....	11/28/18, Myles Carter vs. Northwest, 7

STATISTICAL NOTEABLES

30-plus Points	
32.....	Darrion Trammell at Long Beach State, 12/6/20
30.....	Darrion Trammell at Dixie State, 2/5/21
30.....	Darrion Trammell at Dixie State, 2/6/21

20-plus Points	
28.....	Riley Grigsby at Portland, 11/25/20
28.....	Darrion Trammell vs. Grand Canyon, 2/27/21
27.....	Riley Grigsby vs. Northwest, 12/13/20
26.....	Darrion Trammell vs. Utah Valley, 1/15/21
25.....	Darrion Trammell vs. CSUN, 11/30/20
25.....	Darrion Trammell vs. Portland, 12/30/20
25.....	Riley Grigsby vs. Grand Canyon, 2/27/21
24.....	Riley Grigsby at Long Beach State, 12/6/20
22.....	Riley Grigsby vs. Portland, 12/30/20
22.....	Darrion Trammell vs. NM State, 2/12/21
20.....	Riley Grigsby at Cal, 12/22/20
20.....	Aaron Nettles at Dixie State, 2/5/21

15-plus Rebounds	
15.....	Kobe Williamson at Dixie State, 2/5/21

5-plus Assists	
13.....	Darrion Trammell vs. Portland, 12/30/20
9.....	Darrion Trammell at Portland, 11/25/20
8.....	Darrion Trammell at Cal, 12/22/20
7.....	Darrion Trammell at Long Beach State, 12/6/20
7.....	Darrion Trammell vs. Saint Martin's, 1/9/21
7.....	Darrion Trammell vs. Grand Canyon, 2/26/21
6.....	Darrion Trammell vs. College of Idaho, 12/17/20
6.....	Emeka Udenyi vs. Saint Martin's, 1/9/21
6.....	Darrion Trammell at Dixie State, 2/5/21
5.....	Darrion Trammell vs. Air Force, 11/29/20
5.....	Aaron Nettles vs. Air Force, 11/29/20
5.....	Darrion Trammell vs. CSUN, 11/30/20
5.....	Darrion Trammell vs. NM State, 2/12/21

5-plus Steals	
5.....	Aaron Nettles vs. Utah Valley, 1/15/21
5.....	Darrion Trammell vs. Utah Valley, 1/15/21


5-plus Blocks	
.....	

DOUBLE-DOUBLES

Emeka Udenyi (12p, 10r).....	vs. College of Idaho, 12/17/20
Emeka Udenyi (14p, 10r).....	at Cal, 12/22/20
Darrion Trammell (25p, 13a).....	vs. Portland, 12/30/30
Riley Grigsby (22p, 10r).....	vs. Portland, 12/30/20
Jared Pearre (18p, 10r).....	vs. Portland, 12/30/20
Emeka Udenyi (11p, 11r).....	vs. Saint Martin's, 1/9/21



SPEED CHART



RIP ECONOMOU
6-8 • 190 • G • JR



VAS PANDŽA
6-8 • 210 • G • FR




JOE WALL
6-7 • 215 • F • R-SO



AARON NETTLES
6-0 • 175 • G • SR




RILEY GRIGSBY
6-6 • 220 • G/F • JR



DARRION TRAMMELL
5-10 • 165 • G • SO



ANGELO STUART
6-1 • 165 • G • SO



MATT VAIL
6-5 • 190 • F • R-SO



EMEKE UDENYI
6-6 • 225 • F • JR



VIKTOR RAJKOVIĆ
6-5 • 210 • F • FR




DARON HENSON
6-8 • 205 • F • GR




NATE ROBINSON
6-4 • 185 • G • JR




JARED PEARRE
6-8 • 205 • F • R-JR



TIAGO ZIBECCHI
6-6 • 220 • G • R-SO



ROBERT HUTCHENS
6-4 • 190 • G • FR



KOBE WILLIAMSON
6-8 • 225 • G • FR




MATTHEW LEVIS
6-1 • 175 • G • FR



JAREN NAFARRETE
5-7 • 140 • G • R-FR



JIM HAYFORD
HEAD COACH




CHRIS VICTOR
ASSOCIATE HEAD COACH



ALEX PRIBBLE
ASSOCIATE HEAD COACH



SAM KIRBY
ASSISTANT COACH



MATT JONES
DIRECTOR OF OPS



HEAD COACH JIM HAYFORD



Jim Hayford enters his fourth season as the head coach of Seattle University men's basketball in 2020-21. He was named the Redhawks' head coach on Wednesday, Mar. 28, 2017. In his first season at Seattle U, he led the Redhawks to their most successful season in the school's modern-day Division I era and has compiled a 52-44 record at SU. Hayford is 412-219 in 21 total seasons as a head coach.

Along with improved records over Hayford's tenure, the Redhawks have also seen a rise of their rankings, including a 199 average over the last three seasons (according to KenPom), a marked improvement over a 268 average over the previous three seasons (2015-17).

Against the abrupt and heartbreaking ending to the 2019-20 season, Hayford closed out his third season at the helm of the Redhawk program with a year filled with memorable moments and achievements. All told, the Redhawks would go 14-15 overall, 7-7 in Western Athletic Conference play and earn the third seed in the WAC Tournament – tying the program's highest seed – before the impact of unforeseen circumstances forced the cancellation of their final two regular-season games, the WAC Tournament and any potential postseason play.

Primed to begin the year on a high note, Hayford would tip off the personal achievements on No. 12, 2019 with the 400th win of his 20-year career. The Redhawks would finish the season with a pair of 1,000-point scorers on the court as senior Morgan Means hit the mark on Nov. 26, 2019 and redshirt junior Terrell Brown added his name to the list on Feb. 20, 2020, becoming just the third and fourth players to reach 1,000 points in the program's modern-day DI era. As a team, the Redhawks added themselves to the program's record book as their 209 three-pointers ranks seventh for a single season and their collective free-throw percentage of 77.5 (506-653) ranks second best all-time, trailing only the 1944-45 team that went 145-172 from the line for an 84.3 average. The team free-throw shooting also ranked among the best in the nation as their 77.5 percentage was 12th, free-throws made ranked 29th and free-throws attempted ranked 79th. The Redhawks also finished second among all 350 Division I programs in fewest turnovers, and eighth in fewest turnovers per game (10.2).

In WAC play, Seattle U earned a trio of home-and-home sweeps, downing Chicago State, CSU Bakersfield and Utah Valley - the final in thrilling overtime fashion as Means banked home a runner from the left block with 1.5 seconds remaining for an 87-85 win in Orem. The victory in Bakersfield was also a first as WAC opponents and last achieved the 2010-11 season. The Redhawks also earned a thrilling 95-89 win over Grand Canyon on Feb. 20, 2020, marking the second straight year of clinching a key win over the Lopes.

COACH HAYFORD'S YEAR-BY-YEAR RESULTS

YEAR	SCHOOL	OVERALL	PCT	CONFERENCE
1999-00	Sioux Falls	15-15	.500	
2000-01	Sioux Falls	22-12	.647	
Totals at Sioux Falls	(2 seasons)	37-27	.578	
2001-02	Whitworth	20-7	.741	12-4/2nd
2002-03 \$	Whitworth	23-4	.851	13-3/1st
2003-04	Whitworth	19-6	.760	12-4/2nd
2004-05	Whitworth	13-11	.542	9-7/4th
2005-06	Whitworth	20-7	.741	13-3/2nd
2006-07 \$	Whitworth	24-4	.857	13-3/1st
2007-08 \$	Whitworth	21-7	.750	12-4/1st
2008-09 \$	Whitworth	23-6	.793	12-4/2nd
2009-10 \$	Whitworth	26-3	.897	16-0/1st
2010-11 \$	Whitworth	28-2	.933	15-1/1st
Totals at Whitworth	(10 seasons)	217-57	.792	
2011-12	Eastern Washington	15-17	.469	8-8/4th
2012-13	Eastern Washington	10-21	.323	7-13/8th
2013-14	Eastern Washington	15-16	.484	10-10/T6th
2014-15 #	Eastern Washington	26-9	.743	14-4/T1st
2015-16 !	Eastern Washington	18-16	.529	10-8/T5th
2016-17 !	Eastern Washington	22-12	.647	13-5/2nd
Totals at EWU	(6 seasons)	106-91	.538	
2017-18 !	Seattle University	20-14	.588	8-6/4th
2018-19 @	Seattle University	18-15	.545	6-10/7th
2019-20	Seattle University	14-15	.483	7-7/5th
Totals at SU	(3 seasons)	52-44	.542	
Total as Head Coach	(21 seasons)	412-219	.653	

\$ - NCAA Division III participant

- NCAA DI Tournament participant, Big Sky Conference Tournament Champions & regular-season co-champions

! - College Basketball Invitational (CBI) Tournament participant

@ - CollegeInsider.com Tournament (CIT) participant



HEAD COACH JIM HAYFORD

Hayford's Redhawks went 18-15 overall in 2018-19, marking the first back-to-back seasons with 18 wins or more since 2007-08 and 2008-09. The squad jumped out to a 12-3 record to start the season, including wins over Pac-12 members Washington State and Cal, marking the best start to a year in more than 50 years. The Redhawks would battle injury and illness as conference play got underway, but rebounded to win five of their final six regular-season contests. Terrell Brown (All-WAC Second Team, WAC All-Newcomer Team) and Myles Carter (WAC All-Defensive Team, NBCA All-District Second Team) both entered the Seattle U all-time record book during the season. Brown's 150 assists ranks eighth all-time and Carter's 60 blocks ranks second. The team's 238 three-pointers ranks third all-time while their 118 blocks are second.

Inheriting a program that went 13-17 in 2016-17, Hayford led the 2017-18 Redhawks to finish 20-14 overall, 16-3 on their home court and 8-6 in Western Athletic Conference play. The win total marked a program high since returning to Division I in 2008-09, and marked the first 20-win DI season since 1963-64 when Seattle U finished 22-6. The 16 home victories was also a modern-day DI record, while the eight WAC wins was the most since joining the league in 2012-13. The fourth-place finish ties the best finish during the Redhawks six years competing in the WAC. The season culminated in Hayford's 10th national postseason appearance as a head coach as the Redhawks earned a berth in the Collegiate Basketball Invitational (CBI).

Hayford's up-tempo style of play saw the Redhawks set numerous modern-day DI program records including total points (2,589), field goals (881), field goal percentage (44.6), three-point field goals (312), free-throw percentage (73.8), rebounds (1,298) and blocks (123). Three Redhawks earned postseason honors from the WAC, including junior center Aaron Menzies (Second Team All-WAC, All-Defensive Team), sophomore guard Matej Kavaz (Second Team All-WAC) and graduate guard Jordan Hill (All-Newcomer Team). Menzies would set an all-time program record with 79 blocks and a modern-day DI record with 302 rebounds.

Hayford has 20 total seasons as a head coach, amassing an overall record of 398-204 (.670). Prior to Seattle U, he had stints at EWU, Whitworth (NCAA DIII) and Sioux Falls (NAIA). He has coached in 10 national postseason tournaments, including six (2003, 2007, 2008, 2009, 2010, 2011) at NCAA Division III Whitworth, three at EWU (2015, 2016, 2017) and one at Seattle U (2018).

In 2016-17, Hayford completed his sixth season as the head coach at EWU, leading the Eagles to a 22-12 overall record and a 13-5 mark in Big Sky Conference play. In six seasons with Hayford at the helm, the Eagles went to the NCAA Tournament (2015), the CBI Tournament (2016, 2017), earned a Big Sky regular season co-championship (2015) and won the Big Sky Tournament title (2015). Under Hayford, the Eagles had one Big Sky Conference Player of the Year (Jacob Wiles, 2017), two Big Sky Freshmen of the Year, 12 All-Big Sky selections, seven National Association of Basketball (NABC) All-District selections, two Associated Press honorable mention All-Americans and one NBA Draft pick (Tyler Harvey, 2015).

The building process at EWU hit its stride in 2014-15 when Hayford led the Eagles to a 26-9 mark, including a 14-4 Big Sky record. EWU went on to win the Big Sky Conference Tournament and earn a bid to the NCAA Tournament – the first postseason appearance for the program since 2003-04. The team featured Tyler Harvey, who

was the nation's leader in scoring (23.1 ppg) and three-pointers made per game (4.0), and went on to be the program's third all-time NBA Draft pick. For his efforts, Hayford was named Big Sky Co-Coach of the Year.

Before taking over at Eastern Washington in March of 2011, Hayford spent 10 seasons building Whitworth University in Spokane, Wash., into a NCAA Division III powerhouse. In his tenure at the helm of the Pirates, Hayford had a record of 217-57 and a winning percentage of .792. He was the Northwest Conference Coach of the Year five times, and twice was honored by the NABC as the West Region Coach of the Year.

Taking over a program that went 25-24 in the two seasons prior (1999-01), Hayford coached the Pirates to eight 20-win seasons, six appearances in the NCAA Division III Tournament (including the last five seasons in a row), five Northwest Conference titles, three NCAA DIII Sweet 16 appearances (2008, 2010, 2011) and one Elite Eight appearance (2011). At the time he left Whitworth, his career winning percentage ranked among the top 10 among all active NCAA Division III coaches.

Prior to Whitworth, Hayford was head coach at the University of Sioux Falls (S.D.), where he compiled a 37-27 record in two seasons. During his inaugural season (1999-2000), he led the Cougars to their first conference playoff appearance in five years. Hayford's Cougars finished the 2000-01 season at 22-12, setting a school record for wins in a season. Prior to Hayford's arrival, USF was 9-17 in 1998-99.

Hayford served as the top assistant coach at Azusa Pacific University (Calif.) from 1990-99, including eight seasons under Bill Odell. APU won seven consecutive Golden State Athletic Conference titles during that time and advanced to the NAIA Division I Final Four in each of his final two seasons there.

Hayford earned his bachelor's degree in social science from Azusa Pacific in 1989. He earned a master's degree in education from Claremont Graduate School in 1991. Hayford and his wife, Robin, have two adult children, daughter, Jayme, and son, Joseph.



Seattle University Basketball
Seattle U Combined Team Statistics (as of Feb 28, 2021)
All games

RECORD:	OVERALL	HOME	AWAY	NEUTRAL
ALL GAMES	10-9	6-3	2-5	2-1
CONFERENCE	3-4	2-3	1-1	0-0
NON-CONFERENCE	7-5	4-0	1-4	2-1

#	Player	gp-gs	min	avg	Total	3-Point	F-Throw	Rebounds				pf	dq	a	to	blk	stl	pts	avg
					fg-fga	fg%	3fg-fga	3fg%	ft-fga	ft%	off	def	tot	avg					
12	Darrion Trammell	19-14	673	35.4	122-288	.424	36-95	.379	99-115	.861	12	63	75	3.9	47	2	106	63	379
11	Riley Grigsby	17-17	617	36.3	116-250	.464	36-92	.391	40-51	.784	22	64	86	5.1	42	1	22	28	308
10	Aaron Nettles	14-14	457	32.6	47-127	.370	30-88	.341	17-24	.708	0	24	24	1.7	39	1	29	14	141
15	Emeka Udenyi	19-17	538	28.3	69-107	.645	0-0	.000	7-26	.269	57	87	144	7.6	52	1	35	26	145
33	Kobe Williamson	19-19	550	28.9	43-120	.358	16-65	.246	18-26	.692	38	82	120	6.3	66	4	14	21	120
24	Nate Robinson	8-3	114	14.3	9-26	.346	4-12	.333	10-13	.769	3	6	9	1.1	11	0	1	6	32
01	Vas Pandza	17-2	203	11.9	20-60	.333	7-33	.212	15-18	.833	4	22	26	1.5	25	0	4	9	62
25	Jared Pearre	16-1	195	12.2	24-41	.585	0-0	.000	10-26	.385	15	33	48	3.0	19	0	6	13	58
00	Rip Economou	17-5	179	10.5	20-61	.328	16-46	.348	2-3	.667	4	20	24	1.4	25	1	5	5	58
02	Trey Hopkins	7-1	41	5.9	6-15	.400	1-7	.143	8-11	.727	2	3	5	0.7	8	0	3	4	21
23	Daron Henson	15-1	112	7.5	7-38	.184	4-34	.118	7-8	.875	6	17	23	1.5	14	0	0	2	25
05	Joe Wall	16-0	68	4.3	8-24	.333	6-21	.286	2-2	1.000	0	5	5	0.3	9	0	2	1	24
13	Angelo Stuart	15-0	70	4.7	4-17	.235	0-6	.000	10-10	1.000	0	2	2	0.1	7	0	3	3	18
21	Viktor Rajkovic	1-1	5	5.0	0-1	.000	0-0	.000	0-0	.000	0	0	0	0.0	1	0	1	0	0
35	Matthew Levis	2-0	3	1.5	0-0	.000	0-0	.000	0-0	.000	0	0	0	0.0	0	0	1	0	0
Team											25	27	52				6		
Total.....		19	3825		495-1175	.421	156-499	.313	245-333	.736	188	455	643	33.8	365	10	232	201	1391
Opponents.....		19	3828		427-1053	.406	121-378	.320	298-405	.736	199	520	719	37.8	364	-	224	302	1273

TEAM STATISTICS	SU	OPP
SCORING	1391	1273
Points per game	73.2	67.0
Scoring margin	+6.2	-
FIELD GOALS-ATT	495-1175	427-1053
Field goal pct	.421	.406
3 POINT FG-ATT	156-499	121-378
3-point FG pct	.313	.320
3-pt FG made per game	8.2	6.4
FREE THROWS-ATT	245-333	298-405
Free throw pct	.736	.736
F-Throws made per game	12.9	15.7
REBOUNDS	643	719
Rebounds per game	33.8	37.8
Rebounding margin	-4.0	-
ASSISTS	232	224
Assists per game	12.2	11.8
TURNOVERS	201	302
Turnovers per game	10.6	15.9
Turnover margin	+5.3	-
Assist/turnover ratio	1.2	0.7
STEALS	118	92
Steals per game	6.2	4.8
BLOCKS	74	50
Blocks per game	3.9	2.6
ATTENDANCE	0	1227
Home games-Avg/Game	9-0	7-175
Neutral site-Avg/Game	-	3-0

Date	Opponent	Score	Att.
^ 11/25/20	at Portland	w 84-72	0
^ 11/27/20	vs William Jessup	w 77-53	0
\$ 11/29/20	vs Air Force	w 63-45	0
\$ 11/30/20	vs CSUN	L 65-76	0
12/03/20	at UCLA	L 52-78	0
12/06/20	at Long Beach St.	L 75-80	0
12/09/20	at Washington	L 41-73	0
12/13/20	NORTHWEST (WA)	w 89-40	0
12/17/20	COL. OF IDAHO	w 78-54	0
12/22/20	at California	L 65-70	0
12/30/20	PORTLAND	w 84-68	0
01/09/21	SAINT MARTIN'S	w 98-63	0
* 01/15/21	UTAH VALLEY	Lot 92-93	0
* 02/05/21	at Dixie St.	L 76-77	582
* 02/06/21	at Dixie St.	w 77-56	645
* 02/12/21	NEW MEXICO ST.	w 83-72	0
* 02/13/21	NEW MEXICO ST.	L 58-65	0
* 02/26/21	GRAND CANYON	w 63-57	0
* 02/27/21	GRAND CANYON	L 71-81	0

* = WAC game

^ = U.S. Bank Portland Invitational

\$ = 2020 Vegas Bubble

Score by Periods	1st	2nd	OT	Totals
Seattle U	625	754	12	1391
Opponents	612	648	13	1273



Seattle University Basketball
Seattle U Combined Team Statistics (as of Feb 28, 2021)
Conference games only

RECORD:	OVERALL	HOME	AWAY	NEUTRAL
ALL GAMES	3-4	2-3	1-1	0-0
CONFERENCE	3-4	2-3	1-1	0-0
NON-CONFERENCE	0-0	0-0	0-0	0-0

#	Player	gp-gs	min	avg	Total	3-Point	F-Throw	Rebounds		pf	dq	a	to	blk	stl	pts	avg
					fg-fga	fg%	3fg-fga	3fg%	ft-fa	ft%	off	def	tot	avg			
12	Darrion Trammell	7-7	262	37.4	51-126	.405	19-40	.475	48-56	.857	3	25	28	4.0	22	2	31
11	Riley Grigsby	5-5	194	38.8	29-73	.397	8-26	.308	19-21	.905	6	18	24	4.8	17	1	4
10	Aaron Nettles	5-5	193	38.6	21-46	.457	14-32	.438	15-19	.789	0	7	7	1.4	11	0	5
33	Kobe Williamson	7-7	213	30.4	18-56	.321	7-32	.219	9-12	.750	13	29	42	6.0	30	3	6
15	Emeka Udenyi	7-7	221	31.6	22-38	.579	0-0	.000	4-9	.444	21	30	51	7.3	23	1	10
24	Nate Robinson	5-3	94	18.8	8-20	.400	4-8	.500	9-12	.750	2	4	6	1.2	7	0	1
01	Vas Pandza	7-0	78	11.1	9-30	.300	4-17	.235	9-10	.900	2	12	14	2.0	9	0	1
02	Trey Hopkins	1-0	7	7.0	1-1	1.000	0-0	.000	2-4	.500	1	0	1	1.0	3	0	0
00	Rip Economou	6-0	57	9.5	5-14	.357	5-13	.385	0-1	.000	3	6	9	1.5	12	1	0
23	Daron Henson	5-0	37	7.4	2-11	.182	1-10	.100	2-2	1.000	2	4	6	1.2	6	0	0
25	Jared Pearre	5-1	47	9.4	1-4	.250	0-0	.000	4-8	.500	3	4	7	1.4	7	0	1
05	Joe Wall	5-0	16	3.2	1-5	.200	1-5	.200	0-0	.000	0	1	1	0.2	2	0	2
35	Matthew Levis	1-0	0	0.0	0-0	.000	0-0	.000	0-0	.000	0	0	0	0.0	0	0	0
13	Angelo Stuart	4-0	6	1.5	0-3	.000	0-2	.000	0-0	.000	0	1	1	0.3	2	0	0
Team											13	11	24				
Total.....		7	1425		168-427	.393	63-185	.341	121-154	.786	69	152	221	31.6	151	8	61
Opponents.....		7	1425		162-398	.407	49-158	.310	128-170	.753	95	199	294	42.0	147	-	90

TEAM STATISTICS	SU	OPP
SCORING	520	501
Points per game	74.3	71.6
Scoring margin	+2.7	-
FIELD GOALS-ATT	168-427	162-398
Field goal pct	.393	.407
3 POINT FG-ATT	63-185	49-158
3-point FG pct	.341	.310
3-pt FG made per game	9.0	7.0
FREE THROWS-ATT	121-154	128-170
Free throw pct	.786	.753
F-Throws made per game	17.3	18.3
REBOUNDS	221	294
Rebounds per game	31.6	42.0
Rebounding margin	-10.4	-
ASSISTS	61	90
Assists per game	8.7	12.9
TURNOVERS	76	119
Turnovers per game	10.9	17.0
Turnover margin	+6.1	-
Assist/turnover ratio	0.8	0.8
STEALS	47	34
Steals per game	6.7	4.9
BLOCKS	24	17
Blocks per game	3.4	2.4
ATTENDANCE	0	1227
Home games-Avg/Game	5-0	2-614
Neutral site-Avg/Game	-	0-0

Date	Opponent	Score	Att.
* 01/15/21	UTAH VALLEY	Lot 92-93	0
* 02/05/21	at Dixie St.	L 76-77	582
* 02/06/21	at Dixie St.	W 77-56	645
* 02/12/21	NEW MEXICO ST.	W 83-72	0
* 02/13/21	NEW MEXICO ST.	L 58-65	0
* 02/26/21	GRAND CANYON	W 63-57	0
* 02/27/21	GRAND CANYON	L 71-81	0

* = WAC game

^ = U.S. Bank Portland Invitational

\$ = 2020 Vegas Bubble

Score by Periods	1st	2nd	OT	Totals
Seattle U	235	273	12	520
Opponents	230	258	13	501



Seattle University Basketball
Seattle U Season Schedule/Results & Leaders (as of Feb 28, 2021)
All games

RECORD:	OVERALL	HOME	AWAY	NEUTRAL
ALL GAMES	10-9	6-3	2-5	2-1
CONFERENCE	3-4	2-3	1-1	0-0
NON-CONFERENCE	7-5	4-0	1-4	2-1

Date	Opponent		Score	Att.	High Points	High Rebounds
11/25/20	^at Portland	W	84-72		(28)Riley Grigsby	(9)Kobe Williamson
11/27/20	^vs William Jessup	W	77-53		(19)Darrion Trammell	(8)Emeka Udenyi
11/29/20	\$vs Air Force	W	63-45		(13)Riley Grigsby	(6)Kobe Williamson
11/30/20	\$vs CSUN		65-76 L		(25)Darrion Trammell	(9)Kobe Williamson
12/03/20	at UCLA		52-78 L		(12)Riley Grigsby	(6)Jared Pearre
12/06/20	at Long Beach St.		75-80 L		(32)Darrion Trammell	(10)Kobe Williamson
12/09/20	at Washington		41-73 L		(12)Emeka Udenyi	(7)Kobe Williamson
12/13/20	NORTHWEST (WA)	W	89-40		(27)Riley Grigsby	(6)Daron Henson
						(6)Emeka Udenyi
12/17/20	COL. OF IDAHO	W	78-54		(16)Darrion Trammell	(10)Emeka Udenyi
12/22/20	at California		65-70 L		(20)Riley Grigsby	(10)Emeka Udenyi
12/30/20	PORTLAND	W	84-68		(25)Darrion Trammell	(11)Emeka Udenyi
01/09/21	SAINT MARTIN'S	W	98-63		(24)Riley Grigsby	(11)Emeka Udenyi
01/15/21	*UTAH VALLEY		92-93 Lot		(26)Darrion Trammell	(7)Darrion Trammell
02/05/21	*at Dixie St.		76-77 L	582	(30)Darrion Trammell	(15)Kobe Williamson
02/06/21	*at Dixie St.	W	77-56	645	(30)Darrion Trammell	(11)Kobe Williamson
02/12/21	*NEW MEXICO ST.	W	83-72		(22)Darrion Trammell	(8)Riley Grigsby
02/13/21	*NEW MEXICO ST.		58-65 L		(17)Riley Grigsby	(9)Emeka Udenyi
02/26/21	*GRAND CANYON	W	63-57		(17)Darrion Trammell	(10)Emeka Udenyi
02/27/21	*GRAND CANYON		71-81 L		(28)Darrion Trammell	(4)Emeka Udenyi
						(4)Riley Grigsby
						(4)Darrion Trammell

* = WAC game

^ = U.S. Bank Portland Invitational

\$ = 2020 Vegas Bubble

Attendance Summary	Games	Attend	Avg/Game
Home	9	0	0
Away	7	1227	175
Neutral	3	0	0
Total	19	1227	65



2020-21 TEAM GAME-BY-GAME

Seattle University Basketball Seattle U Team Game-by-Game (as of Feb 28, 2021) All games

TEAM STATISTICS

Opponent	Date	Score		Total		3-Pointers		Free throws		Rebounds				pf	a	t/o	blk	stl	pts	avg
				fg-fga	pct	3fg-fga	pct	ft-fa	pct	off	def	tot	avg							
at Portland	11/25/20	84-72	W	31-68	.456	12-29	.414	10-13	.769	9	24	33	33.0	21	19	8	6	8	84	84.0
vs William Jessup	11/27/20	77-53	W	30-69	.435	7-27	.259	10-17	.588	16	24	40	36.5	19	12	9	6	8	77	80.5
vs Air Force	11/29/20	63-45	W	24-57	.421	11-29	.379	4-6	.667	10	20	30	34.3	13	16	9	3	4	63	74.7
vs CSUN	11/30/20	65-76	L	23-62	.371	7-29	.241	12-17	.706	12	25	37	35.0	19	11	13	2	5	65	72.2
at UCLA	12/03/20	52-78	L	23-59	.390	3-23	.130	3-9	.333	6	18	24	32.8	23	8	14	3	10	52	68.2
at Long Beach St.	12/06/20	75-80	L	24-64	.375	13-33	.394	14-23	.609	11	25	36	33.3	22	12	11	2	4	75	69.3
at Washington	12/09/20	41-73	L	17-59	.288	4-23	.174	3-7	.429	8	21	29	32.7	15	10	14	1	6	41	65.3
NORTHWEST (WA)	12/13/20	89-40	W	34-59	.576	5-21	.238	16-20	.800	6	28	34	32.9	13	13	9	7	6	89	68.2
COL. OF IDAHO	12/17/20	78-54	W	28-63	.444	5-26	.192	17-20	.850	13	24	37	33.3	16	13	9	6	8	78	69.3
at California	12/22/20	65-70	L	27-60	.450	5-23	.217	6-6	1.000	9	23	32	33.2	18	14	8	1	4	65	68.9
PORTLAND	12/30/20	84-68	W	33-68	.485	8-23	.348	10-16	.625	11	36	47	34.5	18	22	13	8	3	84	70.3
SAINT MARTIN'S	01/09/21	98-63	W	33-60	.550	13-28	.464	19-25	.760	8	35	43	35.2	17	21	8	5	5	98	72.6
UTAH VALLEY	01/15/21	92-93	Lot	25-73	.342	9-24	.375	33-40	.825	13	20	33	35.0	29	5	11	3	12	92	74.1
at Dixie St.	02/05/21	76-77	L	27-71	.380	11-34	.324	11-15	.733	15	29	44	35.6	23	11	12	5	5	76	74.2
at Dixie St.	02/06/21	77-56	W	24-57	.421	10-27	.370	19-27	.704	9	29	38	35.8	20	8	17	3	11	77	74.4
NEW MEXICO ST.	02/12/21	83-72	W	31-60	.517	13-26	.500	8-9	.889	8	20	28	35.3	17	13	7	3	3	83	74.9
NEW MEXICO ST.	02/13/21	58-65	L	17-50	.340	8-29	.276	16-21	.762	6	18	24	34.6	18	5	9	3	4	58	73.9
GRAND CANYON	02/26/21	63-57	W	20-56	.357	6-25	.240	17-25	.680	12	21	33	34.6	19	10	9	5	5	63	73.3
GRAND CANYON	02/27/21	71-81	L	24-60	.400	6-20	.300	17-17	1.000	6	15	21	33.8	25	9	11	2	7	71	73.2
Seattle U		1391		495-1175	.421	156-499	.313	245-333	.736	188	455	643	33.8	365	232	201	74	118	1391	73.2
Opponents		1273		427-1053	.406	121-378	.320	298-405	.736	199	520	719	37.8	364	224	302	50	92	1273	67.0

Games played: 19
Points/game: 73.2
FG Pct: 42.1
3FG Pct: 31.3
FT Pct: 73.6

Rebounds/game: 33.8
Assists/game: 12.2
Turnovers/game: 10.6
Assist/turnover ratio: 1.2
Steals/game: 6.2
Blocks/game: 3.9



2020-21 POINTS-REBOUNDS-ASSISTS

Seattle University Basketball Seattle U Points-Rebounds-Assists (as of Feb 28, 2021) All games

Opponent	Date	Score		00 ECONOMOU,R	01 PANDZA,VAS	02 HOPKINS,TR	05 WALL,JOE	10 NETTLES,AA	11 GRIGSBY,RI	12 TRAMMELL,D
at Portland	11/25/20	84-72	W	4-2-0	0-2-0	DNP	DNP	8-0-4	28-6-4	17-5-9
vs William Jessup	11/27/20	77-53	W	8-4-2	2-2-0	DNP	5-1-0	5-2-3	14-4-2	19-7-4
vs Air Force	11/29/20	63-45	W	12-4-0	0-2-0	DNP	0-0-0	12-4-5	13-1-3	12-2-5
vs CSUN	11/30/20	65-76	L	6-0-1	1-1-0	0-0-0	3-0-0	10-2-0	18-8-0	25-2-5
at UCLA	12/03/20	52-78	L	4-0-0	0-0-0	DNP	2-0-0	11-0-2	12-4-1	8-2-4
at Long Beach St.	12/06/20	75-80	L	0-2-0	2-0-0	DNP	0-0-0	3-0-2	24-2-2	32-7-7
at Washington	12/09/20	41-73	L	0-0-0	3-2-1	0-0-0	3-0-0	2-1-4	6-5-1	9-4-1
NORTHWEST (WA)	12/13/20	89-40	W	3-2-0	3-0-2	4-1-0	0-1-0	DNP	27-5-0	15-4-6
COL. OF IDAHO	12/17/20	78-54	W	0-1-1	13-2-0	4-0-1	0-0-0	DNP	15-3-0	16-3-6
at California	12/22/20	65-70	L	0-0-0	7-1-0	DNP	0-0-0	DNP	20-8-1	15-5-8
PORTLAND	12/30/20	84-68	W	DNP	DNP	5-1-0	0-0-0	3-2-1	22-10-4	25-3-13
SAINT MARTIN'S	01/09/21	98-63	W	6-0-1	DNP	4-2-2	8-2-0	16-6-3	24-6-0	17-3-7
UTAH VALLEY	01/15/21	92-93	L	0-1-0	10-0-0	4-1-0	0-0-0	19-2-0	20-3-0	26-7-4
at Dixie St.	02/05/21	76-77	L	DNP	8-5-1	DNP	3-0-1	20-2-2	DNP	30-5-6
at Dixie St.	02/06/21	77-56	W	9-3-0	6-5-0	DNP	0-0-0	16-1-1	DNP	30-2-1
NEW MEXICO ST.	02/12/21	83-72	W	3-0-0	0-0-0	DNP	DNP	12-1-1	10-8-2	22-2-5
NEW MEXICO ST.	02/13/21	58-65	L	3-1-0	0-1-0	DNP	0-0-0	4-1-1	17-5-0	16-3-3
GRAND CANYON	02/26/21	63-57	W	0-4-0	2-1-0	DNP	DNP	DNP	13-4-1	17-5-7
GRAND CANYON	02/27/21	71-81	L	0-0-0	5-2-0	DNP	0-1-1	DNP	25-4-1	28-4-5

Opponent	Date	Score		13 STUART,ANG	15 UDENYI,EME	21 RAJKOVIC,V	23 HENSON,DAR	24 ROBINSON,N	25 PEARRE,JAR	33 WILLIAMSON
at Portland	11/25/20	84-72	W	2-1-1	12-6-0	0-0-1	3-0-0	DNP	0-0-0	10-9-0
vs William Jessup	11/27/20	77-53	W	4-0-0	11-8-0	DNP	0-2-0	DNP	3-4-0	6-4-1
vs Air Force	11/29/20	63-45	W	0-0-0	3-5-3	DNP	DNP	DNP	DNP	11-6-0
vs CSUN	11/30/20	65-76	L	0-0-0	0-8-4	DNP	0-2-0	DNP	2-4-0	0-9-1
at UCLA	12/03/20	52-78	L	0-0-0	6-4-0	DNP	2-2-0	3-1-0	2-6-1	2-3-0
at Long Beach St.	12/06/20	75-80	L	DNP	4-8-1	DNP	1-2-0	0-2-0	2-2-0	7-10-0
at Washington	12/09/20	41-73	L	0-0-0	12-6-1	DNP	2-1-0	0-0-0	0-0-0	4-7-2
NORTHWEST (WA)	12/13/20	89-40	W	7-0-0	8-6-3	DNP	7-6-0	DNP	12-4-1	3-4-1
COL. OF IDAHO	12/17/20	78-54	W	2-0-1	12-10-1	DNP	3-1-0	DNP	6-5-2	7-8-1
at California	12/22/20	65-70	L	0-0-1	14-10-3	DNP	0-0-0	DNP	2-0-0	7-7-1
PORTLAND	12/30/20	84-68	W	0-0-0	4-11-3	DNP	DNP	DNP	18-10-1	7-7-0
SAINT MARTIN'S	01/09/21	98-63	W	3-0-0	11-11-6	DNP	0-1-0	DNP	5-6-0	4-4-1
UTAH VALLEY	01/15/21	92-93	L	0-0-0	6-5-0	DNP	0-0-0	DNP	6-5-0	1-2-1
at Dixie St.	02/05/21	76-77	L	0-1-0	7-12-1	DNP	DNP	DNP	0-0-0	8-15-0
at Dixie St.	02/06/21	77-56	W	0-0-0	4-7-4	DNP	DNP	4-1-0	0-1-1	8-11-1
NEW MEXICO ST.	02/12/21	83-72	W	DNP	12-4-2	DNP	7-4-0	8-0-0	DNP	9-6-3
NEW MEXICO ST.	02/13/21	58-65	L	DNP	6-9-1	DNP	0-0-0	7-1-0	DNP	5-3-0
GRAND CANYON	02/26/21	63-57	W	0-0-0	7-10-1	DNP	0-0-0	10-2-1	0-1-0	14-3-0
GRAND CANYON	02/27/21	71-81	L	DNP	6-4-1	DNP	0-2-0	0-2-0	0-0-0	7-2-1



Seattle University Basketball
Seattle U Team High/Low Analysis (as of Feb 28, 2021)
All games

Seattle U - TEAM GAME HIGHS

POINTS	98	SAINT MARTIN'S (01/09/21)
	92	UTAH VALLEY (01/15/21)
	89	NORTHWEST (WA) (12/13/20)
	84	PORTLAND (12/30/20)
	84	at Portland (11/25/20)
FIELD GOALS MADE	34	NORTHWEST (WA) (12/13/20)
	33	SAINT MARTIN'S (01/09/21)
	33	PORTLAND (12/30/20)
FIELD GOAL ATTEMPTS	73	UTAH VALLEY (01/15/21)
	71	at Dixie St. (02/05/21)
FIELD GOAL PERCENTAGE	.576 (34-59)	NORTHWEST (WA) (12/13/20)
	.550 (33-60)	SAINT MARTIN'S (01/09/21)
3 PT FIELD GOALS MADE	13	NEW MEXICO ST. (02/12/21)
	13	SAINT MARTIN'S (01/09/21)
	13	at Long Beach St. (12/06/20)
3 PT FG ATTEMPTS	34	at Dixie St. (02/05/21)
	33	at Long Beach St. (12/06/20)
3 PT FG PERCENTAGE	.500 (13-26)	NEW MEXICO ST. (02/12/21)
	.464 (13-28)	SAINT MARTIN'S (01/09/21)
FREE THROWS MADE	33	UTAH VALLEY (01/15/21)
	19	at Dixie St. (02/05/21)
	19	SAINT MARTIN'S (01/09/21)
FREE THROW ATTEMPTS	40	UTAH VALLEY (01/15/21)
	27	at Dixie St. (02/05/21)
FREE THROW PERCENTAGE	1.000 (17-17)	GRAND CANYON (02/27/21)
	1.000 (6-6)	at California (12/22/20)
REBOUNDS	47	PORTLAND (12/30/20)
	44	at Dixie St. (02/05/21)
ASSISTS	22	PORTLAND (12/30/20)
	21	SAINT MARTIN'S (01/09/21)
STEALS	12	UTAH VALLEY (01/15/21)
	11	at Dixie St. (02/06/21)
BLOCKED SHOTS	8	PORTLAND (12/30/20)
	7	NORTHWEST (WA) (12/13/20)
TURNOVERS	17	at Dixie St. (02/06/21)
	14	at Washington (12/09/20)
	14	at UCLA (12/03/20)
FOULS	29	UTAH VALLEY (01/15/21)
	25	GRAND CANYON (02/27/21)

Seattle University Basketball
Seattle U High/Low Analysis (as of Feb 28, 2021)
All games

Opponent - GAME HIGHS

POINTS	93	UTAH VALLEY (01/15/21)
	81	GRAND CANYON (02/27/21)
	80	at Long Beach St. (12/06/20)
	78	at UCLA (12/03/20)
	77	at Dixie St. (02/05/21)
FIELD GOALS MADE	30	UTAH VALLEY (01/15/21)
	28	at Long Beach St. (12/06/20)
	28	at UCLA (12/03/20)
FIELD GOAL ATTEMPTS	69	SAINT MARTIN'S (01/09/21)
	64	at Dixie St. (02/05/21)
	64	PORTLAND (12/30/20)
FIELD GOAL PERCENTAGE	.549 (28-51)	at UCLA (12/03/20)
	.526 (30-57)	UTAH VALLEY (01/15/21)
3 PT FIELD GOALS MADE	12	NEW MEXICO ST. (02/13/21)
	9	GRAND CANYON (02/27/21)
	9	NEW MEXICO ST. (02/12/21)
3 PT FG ATTEMPTS	32	NEW MEXICO ST. (02/13/21)
	29	NEW MEXICO ST. (02/12/21)
3 PT FG PERCENTAGE	.533 (8-15)	at Washington (12/09/20)
	.462 (6-13)	at Portland (11/25/20)
FREE THROWS MADE	29	UTAH VALLEY (01/15/21)
	28	at Dixie St. (02/05/21)
FREE THROW ATTEMPTS	41	UTAH VALLEY (01/15/21)
	31	at Dixie St. (02/05/21)
FREE THROW PERCENTAGE	1.000 (7-7)	NORTHWEST (WA) (12/13/20)
	.903 (28-31)	at Dixie St. (02/05/21)
REBOUNDS	47	at Dixie St. (02/05/21)
	45	NEW MEXICO ST. (02/13/21)
	45	UTAH VALLEY (01/15/21)
ASSISTS	18	GRAND CANYON (02/27/21)
	17	NEW MEXICO ST. (02/12/21)
STEALS	11	at Dixie St. (02/06/21)
	8	PORTLAND (12/30/20)
	8	vs CSUN (11/30/20)
BLOCKED SHOTS	5	UTAH VALLEY (01/15/21)
	5	PORTLAND (12/30/20)
	5	at Washington (12/09/20)
TURNOVERS	23	at Dixie St. (02/06/21)
	23	NORTHWEST (WA) (12/13/20)
FOULS	29	UTAH VALLEY (01/15/21)
	23	NORTHWEST (WA) (12/13/20)
	23	vs William Jessup (11/27/20)

Seattle University Basketball
Seattle U High/Low Analysis (as of Feb 28, 2021)
All games

Seattle U - GAME LOWS

POINTS	41	at Washington (12/09/20)
	52	at UCLA (12/03/20)
	58	NEW MEXICO ST. (02/13/21)
	63	vs Air Force (11/29/20)
	63	GRAND CANYON (02/26/21)
FIELD GOALS MADE	17	at Washington (12/09/20)
	17	NEW MEXICO ST. (02/13/21)
FIELD GOAL ATTEMPTS	50	NEW MEXICO ST. (02/13/21)
	56	GRAND CANYON (02/26/21)
FIELD GOAL PERCENTAGE	.288 (17-59)	at Washington (12/09/20)
	.340 (17-50)	NEW MEXICO ST. (02/13/21)
3 PT FIELD GOALS MADE	3	at UCLA (12/03/20)
	4	at Washington (12/09/20)
3 PT FG ATTEMPTS	20	GRAND CANYON (02/27/21)
	21	NORTHWEST (WA) (12/13/20)
3 PT FG PERCENTAGE	.130 (3-23)	at UCLA (12/03/20)
	.174 (4-23)	at Washington (12/09/20)
FREE THROWS MADE	3	at UCLA (12/03/20)
	3	at Washington (12/09/20)
FREE THROW ATTEMPTS	6	vs Air Force (11/29/20)
	6	at California (12/22/20)
FREE THROW PERCENTAGE	.333 (3-9)	at UCLA (12/03/20)
	.429 (3-7)	at Washington (12/09/20)
REBOUNDS	21	GRAND CANYON (02/27/21)
	24	at UCLA (12/03/20)
	24	NEW MEXICO ST. (02/13/21)
ASSISTS	5	UTAH VALLEY (01/15/21)
	5	NEW MEXICO ST. (02/13/21)
STEALS	3	PORTLAND (12/30/20)
	3	NEW MEXICO ST. (02/12/21)
BLOCKED SHOTS	1	at Washington (12/09/20)
	1	at California (12/22/20)
TURNOVERS	7	NEW MEXICO ST. (02/12/21)
	8	at Portland (11/25/20)
	8	at California (12/22/20)
	8	SAINT MARTIN'S (01/09/21)
FOULS	13	vs Air Force (11/29/20)
	13	NORTHWEST (WA) (12/13/20)

Seattle University Basketball
Seattle U High/Low Analysis (as of Feb 28, 2021)
All games

Opponent - GAME LOWS

POINTS	40	NORTHWEST (WA) (12/13/20)
	45	vs Air Force (11/29/20)
	53	vs William Jessup (11/27/20)
	54	COL. OF IDAHO (12/17/20)
	56	at Dixie St. (02/06/21)
FIELD GOALS MADE	14	NORTHWEST (WA) (12/13/20)
	15	vs William Jessup (11/27/20)
FIELD GOAL ATTEMPTS	40	vs Air Force (11/29/20)
	46	vs William Jessup (11/27/20)
FIELD GOAL PERCENTAGE	.241 (14-58)	NORTHWEST (WA) (12/13/20)
	.326 (15-46)	vs William Jessup (11/27/20)
3 PT FIELD GOALS MADE	4	UTAH VALLEY (01/15/21)
	4	at Dixie St. (02/06/21)
3 PT FG ATTEMPTS	13	at Portland (11/25/20)
	14	vs CSUN (11/30/20)
	14	UTAH VALLEY (01/15/21)
3 PT FG PERCENTAGE	.185 (5-27)	NORTHWEST (WA) (12/13/20)
	.222 (4-18)	at Dixie St. (02/06/21)
FREE THROWS MADE	7	vs Air Force (11/29/20)
	7	NORTHWEST (WA) (12/13/20)
FREE THROW ATTEMPTS	7	NORTHWEST (WA) (12/13/20)
	8	vs Air Force (11/29/20)
FREE THROW PERCENTAGE	.556 (10-18)	SAINT MARTIN'S (01/09/21)
	.600 (12-20)	COL. OF IDAHO (12/17/20)
REBOUNDS	25	vs Air Force (11/29/20)
	29	vs William Jessup (11/27/20)
ASSISTS	8	vs William Jessup (11/27/20)
	8	NORTHWEST (WA) (12/13/20)
STEALS	1	NEW MEXICO ST. (02/13/21)
	2	at Portland (11/25/20)
	2	vs Air Force (11/29/20)
	2	NEW MEXICO ST. (02/12/21)
	2	GRAND CANYON (02/26/21)
BLOCKED SHOTS	0	vs Air Force (11/29/20)
	1	at Portland (11/25/20)
	1	NORTHWEST (WA) (12/13/20)
	1	GRAND CANYON (02/27/21)
TURNOVERS	10	at California (12/22/20)
	10	PORTLAND (12/30/20)
	10	SAINT MARTIN'S (01/09/21)
	10	at Dixie St. (02/05/21)
FOULS	11	at California (12/22/20)
	14	at Washington (12/09/20)
	14	NEW MEXICO ST. (02/12/21)



2020-21 PLAYER GAME-BY-GAME

#00 Rip Economou

Opponent	Date	gs	min	Total		3-Pointers		Free throws		Rebounds				pf	a	t/o	blk	stl	pts	avg	
				fg-fga	pct	3fg-fga	pct	ft-fga	pct	off	def	tot	avg								
at Portland	11/25/20	*	10	1-6	.167	0-2	.000	2-2	1.000	0	2	2	2.0	1	0	0	0	2	4	4.0	
vs William Jessup	11/27/20	*	18	3-5	.600	2-4	.500	0-0	.000	0	4	4	3.0	2	2	1	1	0	8	6.0	
vs Air Force	11/29/20	*	28	4-10	.400	4-9	.444	0-0	.000	0	4	4	3.3	1	0	1	0	0	12	8.0	
vs CSUN	11/30/20	*	17	2-8	.250	2-5	.400	0-0	.000	0	0	0	2.5	2	1	0	0	0	6	7.5	
at UCLA	12/03/20	*	11	2-5	.400	0-3	.000	0-0	.000	0	0	0	2.0	2	0	2	0	1	4	6.8	
at Long Beach St.	12/06/20		6	0-1	.000	0-1	.000	0-0	.000	0	2	2	2.0	1	0	0	0	0	0	5.7	
at Washington	12/09/20		2	0-1	.000	0-1	.000	0-0	.000	0	0	0	1.7	0	0	0	0	0	0	4.9	
NORTHWEST (WA)	12/13/20		12	1-3	.333	1-2	.500	0-0	.000	1	1	2	1.8	1	0	0	0	0	3	4.6	
COL. OF IDAHO	12/17/20		5	0-3	.000	0-2	.000	0-0	.000	0	1	1	1.7	0	1	0	0	2	0	4.1	
at California	12/22/20		10	0-3	.000	0-2	.000	0-0	.000	0	0	0	1.5	3	0	0	0	0	0	3.7	
SAINT MARTIN'S	01/09/21		3	2-2	1.000	2-2	1.000	0-0	.000	0	0	0	1.4	0	1	0	1	0	6	3.9	
UTAH VALLEY	01/15/21		1	0-0	.000	0-0	.000	0-0	.000	0	1	1	1.3	3	0	0	0	0	0	3.6	
at Dixie St.	02/06/21		16	3-6	.500	3-5	.600	0-0	.000	1	2	3	1.5	5	0	0	0	3	9	4.0	
NEW MEXICO ST.	02/12/21		4	1-1	1.000	1-1	1.000	0-0	.000	0	0	0	1.4	0	0	0	0	0	3	3.9	
NEW MEXICO ST.	02/13/21		7	1-3	.333	1-3	.333	0-0	.000	1	0	1	1.3	2	0	0	0	0	3	3.9	
GRAND CANYON	02/26/21		20	0-2	.000	0-2	.000	0-1	.000	1	3	4	1.5	1	0	0	0	1	0	3.6	
GRAND CANYON	02/27/21		9	0-2	.000	0-2	.000	0-0	.000	0	0	0	1.4	1	0	1	0	0	0	3.4	
Totals			5	179	20-61	.328	16-46	.348	2-3	.667	4	20	24	1.4	25	5	5	2	9	58	3.4

Games played: 17
 Minutes/game: 10.5
 Points/game: 3.4
 FG Pct: 32.8
 3FG Pct: 34.8
 FT Pct: 66.7

Rebounds/game: 1.4
 Assists/game: 0.3
 Turnovers/game: 0.3
 Assist/turnover ratio: 1.0
 Steals/game: 0.5
 Blocks/game: 0.1

CAREER STATS

			Total		3-Point				Rebounds									
Year	GP-GS	Min/Avg	FG-FGA	Pct	FG-FGA	Pct	FT-FTA	Pct	Off-Def	Tot	Avg	PF-FO	Ast	TO	Blk	Stl	Pts/Avg	
2018-19	15-0	64/4.3	7-27	.259	6-24	.250	3-5	.600	4-2	6	0.4	15-0	0	2	1	0	23/1.5	
2019-20	20-2	112/5.6	13-37	.351	5-25	.200	4-4	1.000	4-10	14	0.7	13-0	1	7	3	4	35/1.8	
2020-21	17-5	179/10.5	20-61	.328	16-46	.348	2-3	.667	4-20	24	1.4	25-1	5	5	2	9	58/3.4	
TOTAL	52-7	355/6.8	40-125	.320	27-95	.284	9-12	.750	12-32	44	0.8	53-1	6	14	6	13	116/2.2	

SINGLE-GAME HIGHS

Points: 12, vs Air Force -- 11/29/20
 Rebounds: 4, Pacific (OR) -- 11/12/19 ; vs William Jessup -- 11/27/20 ; vs Air Force -- 11/29/20
 Assists: 2, vs William Jessup -- 11/27/20
 Steals: 3, Pacific Lutheran -- 11/05/19 ; Pacific Lutheran -- 11/05/19
 Blocks: 2, Long Beach St. -- 12/23/19
 FG made: 4, vs Air Force -- 11/29/20
 FG attempts: 10, vs Air Force -- 11/29/20
 3FG made: 4, vs Air Force -- 11/29/20
 3FG attempts: 9, vs Air Force -- 11/29/20
 FT made: 2, 4 times
 FT attempts: 2, 5 times



2020-21 PLAYER GAME-BY-GAME

#01 Vas Pandza

Opponent	Date	gs	min	Total		3-Pointers		Free throws		Rebounds				pf	a	t/o	blk	stl	pts	avg
				fg-fga	pct	3fg-fga	pct	ft-fa	pct	off	def	tot	avg							
at Portland	11/25/20		8	0-1	.000	0-0	.000	0-0	.000	0	2	2	2.0	2	0	0	0	0	0	0.0
vs William Jessup	11/27/20		11	1-1	1.000	0-0	.000	0-0	.000	1	1	2	2.0	2	0	0	0	0	2	1.0
vs Air Force	11/29/20		4	0-1	.000	0-1	.000	0-0	.000	1	1	2	2.0	0	0	0	0	0	0	0.7
vs CSUN	11/30/20		6	0-0	.000	0-0	.000	1-2	.500	0	1	1	1.8	1	0	0	0	0	1	0.8
at UCLA	12/03/20		10	0-0	.000	0-0	.000	0-0	.000	0	0	0	1.4	2	0	2	0	1	0	0.6
at Long Beach St.	12/06/20		8	1-3	.333	0-2	.000	0-0	.000	0	0	0	1.2	1	0	1	0	0	2	0.8
at Washington	12/09/20		9	1-2	.500	1-1	1.000	0-0	.000	0	2	2	1.3	0	1	1	0	1	3	1.1
NORTHWEST (WA)	12/13/20		13	1-2	.500	0-1	.000	1-2	.500	0	0	0	1.1	0	2	1	0	1	3	1.4
COL. OF IDAHO	12/17/20	*	30	5-12	.417	1-6	.167	2-2	1.000	0	2	2	1.2	4	0	2	0	1	13	2.7
at California	12/22/20	*	26	2-8	.250	1-5	.200	2-2	1.000	0	1	1	1.2	4	0	0	0	0	7	3.1
UTAH VALLEY	01/15/21		12	3-7	.429	2-3	.667	2-2	1.000	0	0	0	1.1	0	0	0	0	0	10	3.7
at Dixie St.	02/05/21		23	3-12	.250	1-8	.125	1-2	.500	1	4	5	1.4	4	1	0	0	1	8	4.1
at Dixie St.	02/06/21		13	0-3	.000	0-1	.000	6-6	1.000	0	5	5	1.7	0	0	0	0	2	6	4.2
NEW MEXICO ST.	02/12/21		2	0-0	.000	0-0	.000	0-0	.000	0	0	0	1.6	0	0	0	0	0	0	3.9
NEW MEXICO ST.	02/13/21		4	0-1	.000	0-1	.000	0-0	.000	1	0	1	1.5	1	0	0	0	0	0	3.7
GRAND CANYON	02/26/21		4	1-1	1.000	0-0	.000	0-0	.000	0	1	1	1.5	2	0	0	0	0	2	3.6
GRAND CANYON	02/27/21		20	2-6	.333	1-4	.250	0-0	.000	0	2	2	1.5	2	0	2	0	0	5	3.6
Totals		2	203	20-60	.333	7-33	.212	15-18	.833	4	22	26	1.5	25	4	9	0	7	62	3.6

Games played: 17
 Minutes/game: 11.9
 Points/game: 3.6
 FG Pct: 33.3
 3FG Pct: 21.2
 FT Pct: 83.3

Rebounds/game: 1.5
 Assists/game: 0.2
 Turnovers/game: 0.5
 Assist/turnover ratio: 0.4
 Steals/game: 0.4

CAREER STATS

Year	GP-GS	Min/Avg	Total		3-Point		FT-FTA	Pct	Rebounds				PF-FO	Ast	TO	Blk	Stl	Pts/Avg
			FG-FGA	Pct	FG-FGA	Pct			Off-Def	Tot	Avg							
2020-21	17-2	203/11.9	20-60	.333	7-33	.212	15-18	.833	4-22	26	1.5	25-0	4	9	0	7		62/3.6
TOTAL	17-2	203/11.9	20-60	.333	7-33	.212	15-18	.833	4-22	26	1.5	25-0	4	9	0	7		62/3.6

SINGLE-GAME HIGHS

Points: 13, Col. of Idaho -- 12/17/20
 Rebounds: 5, at Dixie St. -- 02/05/21 ; at Dixie St. -- 02/06/21
 Assists: 2, Northwest (WA) -- 12/13/20
 Steals: 2, at Dixie St. -- 02/06/21
 FG made: 5, Col. of Idaho -- 12/17/20
 FG attempts: 12, at Dixie St. -- 02/05/21 ; Col. of Idaho -- 12/17/20
 3FG made: 2, Utah Valley -- 01/15/21
 3FG attempts: 8, at Dixie St. -- 02/05/21
 FT made: 6, at Dixie St. -- 02/06/21
 FT attempts: 6, at Dixie St. -- 02/06/21



2020-21 PLAYER GAME-BY-GAME

#05 Joe Wall

Opponent	Date	gs	min	Total		3-Pointers		Free throws		Rebounds				pf	a	t/o	blk	stl	pts	avg
				fg-fga	pct	3fg-fga	pct	ft-fga	pct	off	def	tot	avg							
vs William Jessup	11/27/20	7		2-4	.500	1-3	.333	0-0	.000	0	1	1	1.0	2	0	0	0	0	5	5.0
vs Air Force	11/29/20	3		0-0	.000	0-0	.000	0-0	.000	0	0	0	0.5	0	0	0	0	0	0	2.5
vs CSUN	11/30/20	2		1-1	1.000	1-1	1.000	0-0	.000	0	0	0	0.3	0	0	0	0	0	3	2.7
at UCLA	12/03/20	5		1-2	.500	0-1	.000	0-0	.000	0	0	0	0.3	0	0	0	0	0	2	2.5
at Long Beach St.	12/06/20	4		0-3	.000	0-3	.000	0-0	.000	0	0	0	0.2	0	0	1	0	0	0	2.0
at Washington	12/09/20	6		1-2	.500	1-2	.500	0-0	.000	0	0	0	0.2	1	0	0	1	1	3	2.2
NORTHWEST (WA)	12/13/20	8		0-2	.000	0-2	.000	0-0	.000	0	1	1	0.3	0	0	0	1	0	0	1.9
COL. OF IDAHO	12/17/20	3		0-0	.000	0-0	.000	0-0	.000	0	0	0	0.3	2	0	0	0	0	0	1.6
at California	12/22/20	3		0-1	.000	0-1	.000	0-0	.000	0	0	0	0.2	1	0	0	0	0	0	1.4
PORTLAND	12/30/20	0		0-0	.000	0-0	.000	0-0	.000	0	0	0	0.2	0	0	0	0	0	0	1.3
SAINT MARTIN'S	01/09/21	11		2-4	.500	2-3	.667	2-2	1.000	0	2	2	0.4	1	0	0	0	0	8	1.9
UTAH VALLEY	01/15/21	0		0-0	.000	0-0	.000	0-0	.000	0	0	0	0.3	0	0	0	0	0	0	1.8
at Dixie St.	02/05/21	8		1-5	.200	1-5	.200	0-0	.000	0	0	0	0.3	1	1	0	0	1	3	1.8
at Dixie St.	02/06/21	1		0-0	.000	0-0	.000	0-0	.000	0	0	0	0.3	0	0	0	0	0	0	1.7
NEW MEXICO ST.	02/13/21	1		0-0	.000	0-0	.000	0-0	.000	0	0	0	0.3	0	0	0	0	0	0	1.6
GRAND CANYON	02/27/21	6		0-0	.000	0-0	.000	0-0	.000	0	1	1	0.3	1	1	0	0	0	0	1.5
Totals		0	68	8-24	.333	6-21	.286	2-2	1.000	0	5	5	0.3	9	2	1	2	2	24	1.5

Games played: 16
Minutes/game: 4.3
Points/game: 1.5
FG Pct: 33.3
3FG Pct: 28.6
FT Pct: 100.0

Rebounds/game: 0.3
Assists/game: 0.1
Turnovers/game: 0.1
Assist/turnover ratio: 2.0
Steals/game: 0.1
Blocks/game: 0.1

CAREER STATS

Year	GP-GS	Min/Avg	Total		3-Point		FT-FTA		Rebounds				PF-FO	Ast	TO	Blk	Stl	Pts/Avg
			FG-FGA	Pct	FG-FGA	Pct	Pct	Pct	Off-Def	Tot	Avg	Avg						
2018-19	11-0	13/1.2	4-9	.444	3-8	.375	0-0	.000	1-1	2	0.2	5-0	0	0	0	0	0	11/1.0
2020-21	16-0	68/4.3	8-24	.333	6-21	.286	2-2	1.000	0-5	5	0.3	9-0	2	1	2	2	2	24/1.5
TOTAL	27-0	81/3.0	12-33	.364	9-29	.310	2-2	1.000	1-6	7	0.3	14-0	2	1	2	2	2	35/1.3

SINGLE-GAME HIGHS

Points: 8, Saint Martin's -- 01/09/21
Rebounds: 2, Saint Martin's -- 01/09/21
Assists: 1, at Dixie St. -- 02/05/21
Steals: 1, at Dixie St. -- 02/05/21 ; at Washington -- 12/09/20
Blocks: 1, at Washington -- 12/09/20 ; Northwest (WA) -- 12/13/20
FG made: 2, Saint Martin's -- 01/09/21 ; vs William Jessup -- 11/27/20
FG attempts: 5, at Dixie St. -- 02/05/21
3FG made: 2, Saint Martin's -- 01/09/21
3FG attempts: 5, at Dixie St. -- 02/05/21
FT made: 2, Saint Martin's -- 01/09/21
FT attempts: 2, Saint Martin's -- 01/09/21



2020-21 PLAYER GAME-BY-GAME

#10 Aaron Nettles

Opponent	Date	gs	min	Total		3-Pointers		Free throws		Rebounds				pf	a	t/o	blk	stl	pts	avg	
				fg-fga	pct	3fg-fga	pct	ft-fa	pct	off	def	tot	avg								
at Portland	11/25/20	*	33	3-9	.333	2-7	.286	0-0	.000	0	0	0	0.0	3	4	2	0	3	8	8.0	
vs William Jessup	11/27/20	*	29	2-11	.182	0-5	.000	1-2	.500	0	2	2	1.0	4	3	0	0	0	5	6.5	
vs Air Force	11/29/20	*	32	4-13	.308	4-9	.444	0-0	.000	0	4	4	2.0	2	5	2	0	2	12	8.3	
vs CSUN	11/30/20	*	33	4-10	.400	2-8	.250	0-0	.000	0	2	2	2.0	3	0	0	0	0	10	8.8	
at UCLA	12/03/20	*	29	5-10	.500	1-5	.200	0-0	.000	0	0	0	1.6	3	2	1	0	1	11	9.2	
at Long Beach St.	12/06/20	*	29	1-5	.200	1-4	.250	0-1	.000	0	0	0	1.3	3	2	1	0	0	3	8.2	
at Washington	12/09/20	*	27	1-10	.100	0-8	.000	0-0	.000	0	1	1	1.3	3	4	0	0	1	2	7.3	
PORTLAND	12/30/20	*	21	1-5	.200	1-4	.250	0-0	.000	0	2	2	1.4	5	1	2	0	1	3	6.8	
SAINT MARTIN'S	01/09/21	*	31	5-8	.625	5-6	.833	1-2	.500	0	6	6	1.9	2	3	0	0	1	16	7.8	
UTAH VALLEY	01/15/21	*	42	5-12	.417	2-7	.286	7-7	1.000	0	2	2	1.9	3	0	2	0	5	19	8.9	
at Dixie St.	02/05/21	*	39	7-12	.583	6-10	.600	0-0	.000	0	2	2	1.9	3	2	1	0	0	20	9.9	
at Dixie St.	02/06/21	*	40	4-10	.400	1-6	.167	7-9	.778	0	1	1	1.8	2	1	3	0	2	16	10.4	
NEW MEXICO ST.	02/12/21	*	37	4-7	.571	4-6	.667	0-1	.000	0	1	1	1.8	1	1	0	0	1	12	10.5	
NEW MEXICO ST.	02/13/21	*	35	1-5	.200	1-3	.333	1-2	.500	0	1	1	1.7	2	1	0	0	0	4	10.1	
Totals			14	457	47-127	.370	30-88	.341	17-24	.708	0	24	24	1.7	39	29	14	0	17	141	10.1

Games played: 14
 Minutes/game: 32.6
 Points/game: 10.1
 FG Pct: 37.0
 3FG Pct: 34.1
 FT Pct: 70.8

Rebounds/game: 1.7
 Assists/game: 2.1
 Turnovers/game: 1.0
 Assist/turnover ratio: 2.1
 Steals/game: 1.2

CAREER STATS

Year	GP-GS	Min/Avg	Total		3-Point		FT-FTA	Pct	Off-Def	Tot	Avg	PF-FO	Ast	TO	Blk	Stl	Pts/Avg
			FG-FGA	Pct	FG-FGA	Pct											
2017-18	32-2	244/7.6	25-60	.417	20-52	.385	13-17	.765	4-17	21	0.7	21-0	9	10	0	6	83/2.6
2018-19	29-3	366/12.6	29-62	.468	22-50	.440	10-14	.714	2-16	18	0.6	39-0	11	13	0	16	90/3.1
2019-20	29-9	573/19.8	46-129	.357	38-103	.369	33-41	.805	9-36	45	1.6	41-1	24	15	1	17	163/5.6
2020-21	14-14	457/32.6	47-127	.370	30-88	.341	17-24	.708	0-24	24	1.7	39-1	29	14	0	17	141/10.1
TOTAL	104-28	1640/15.8	147-378	.389	110-293	.375	73-96	.760	15-93	108	1.0	140-2	73	52	1	56	477/4.6

SINGLE-GAME HIGHS

Points: 20, at Dixie St. -- 02/05/21 ; Pacific Lutheran -- 12/04/17
 Rebounds: 6, Saint Martin's -- 01/09/21 ; UTRGV -- 01/16/20
 Assists: 5, vs Air Force -- 11/29/20 ; Pacific (OR) -- 11/12/19
 Steals: 5, Utah Valley -- 01/15/21
 Blocks: 1, Utah Valley -- 01/11/20
 FG made: 7, at Dixie St. -- 02/05/21 ; Pacific Lutheran -- 12/04/17
 FG attempts: 16, Idaho -- 11/30/19
 3FG made: 6, at Dixie St. -- 02/05/21 ; Pacific Lutheran -- 12/04/17
 3FG attempts: 12, Pacific Lutheran -- 12/04/17
 FT made: 16, Pacific (OR) -- 11/12/19
 FT attempts: 18, Pacific (OR) -- 11/12/19



2020-21 PLAYER GAME-BY-GAME

#11 Riley Grigsby

Opponent	Date	gs	min	Total		3-Pointers		Free throws		Rebounds				pf	a	t/o	blk	stl	pts	avg	
				fg-fga	pct	3fg-fga	pct	ft-fga	pct	off	def	tot	avg								
at Portland	11/25/20	*	31	10-19	.526	4-7	.571	4-5	.800	0	6	6	6.0	3	4	1	2	0	28	28.0	
vs William Jessup	11/27/20	*	32	6-12	.500	2-4	.500	0-0	.000	2	2	4	5.0	2	2	1	0	2	14	21.0	
vs Air Force	11/29/20	*	37	6-13	.462	1-4	.250	0-0	.000	0	1	1	3.7	2	3	1	1	0	13	18.3	
vs CSUN	11/30/20	*	36	7-15	.467	1-4	.250	3-4	.750	3	5	8	4.8	2	0	2	0	1	18	18.3	
at UCLA	12/03/20	*	35	5-12	.417	2-5	.400	0-1	.000	2	2	4	4.6	4	1	2	0	1	12	17.0	
at Long Beach St.	12/06/20	*	36	8-15	.533	6-7	.857	2-4	.500	0	2	2	4.2	1	2	0	0	0	24	18.2	
at Washington	12/09/20	*	39	3-15	.200	0-3	.000	0-0	.000	3	2	5	4.3	2	1	1	0	0	6	16.4	
NORTHWEST (WA)	12/13/20	*	32	11-16	.688	2-4	.500	3-5	.600	1	4	5	4.4	1	0	2	1	1	27	17.8	
COL. OF IDAHO	12/17/20	*	34	6-14	.429	1-6	.167	2-2	1.000	1	2	3	4.2	2	0	1	1	0	15	17.4	
at California	12/22/20	*	40	7-15	.467	2-7	.286	4-4	1.000	1	7	8	4.6	1	1	2	0	0	20	17.7	
PORTLAND	12/30/20	*	39	8-16	.500	4-9	.444	2-3	.667	2	8	10	5.1	2	4	6	1	1	22	18.1	
SAINT MARTIN'S	01/09/21	*	32	10-15	.667	3-6	.500	1-2	.500	1	5	6	5.2	3	0	1	2	0	24	18.6	
UTAH VALLEY	01/15/21	*	43	5-16	.313	2-6	.333	8-9	.889	0	3	3	5.0	5	0	2	0	1	20	18.7	
NEW MEXICO ST.	02/12/21	*	38	3-8	.375	2-3	.667	2-2	1.000	4	4	8	5.2	1	2	1	1	0	10	18.1	
NEW MEXICO ST.	02/13/21	*	38	5-13	.385	2-8	.250	5-6	.833	0	5	5	5.2	4	0	0	1	2	17	18.0	
GRAND CANYON	02/26/21	*	39	6-16	.375	1-6	.167	0-0	.000	1	3	4	5.1	3	1	4	2	1	13	17.7	
GRAND CANYON	02/27/21	*	36	10-20	.500	1-3	.333	4-4	1.000	1	3	4	5.1	4	1	1	0	2	25	18.1	
Totals			17	617	116-250	.464	36-92	.391	40-51	.784	22	64	86	5.1	42	22	28	12	12	308	18.1

Games played: 17
Minutes/game: 36.3
Points/game: 18.1
FG Pct: 46.4
3FG Pct: 39.1
FT Pct: 78.4

Rebounds/game: 5.1
Assists/game: 1.3
Turnovers/game: 1.6
Assist/turnover ratio: 0.8
Steals/game: 0.7
Blocks/game: 0.7

CAREER STATS

		Total			3-Point			Rebounds									
Year	GP-GS	Min/Avg	FG-FGA	Pct	FG-FGA	Pct	FT-FTA	Pct	Off-Def	Tot	Avg	PF-FO	Ast	TO	Blk	Stl	Pts/Avg
2018-19	30-7	517/17.2	46-96	.479	9-30	.300	28-39	.718	19-58	77	2.6	75-2	16	17	20	8	129/4.3
2019-20	23-20	652/28.3	69-183	.377	22-95	.232	63-86	.733	35-92	127	5.5	64-1	13	27	16	15	223/9.7
2020-21	17-17	617/36.3	116-250	.464	36-92	.391	40-51	.784	22-64	86	5.1	42-1	22	28	12	12	308/18.1
TOTAL	70-44	1786/25.5	231-529	.437	67-217	.309	131-176	.744	76-214	290	4.1	181-4	51	72	48	35	660/9.4

SINGLE-GAME HIGHS

Points: 28, at Portland -- 11/25/20
Rebounds: 12, Grand Canyon -- 02/20/20
Assists: 4, at Portland -- 11/25/20 ; Portland -- 12/30/20
Steals: 2, 7 times
Blocks: 3, New Mexico St. -- 01/18/20 ; Omaha -- 12/06/18
FG made: 11, Northwest (WA) -- 12/13/20
FG attempts: 20, Grand Canyon -- 02/27/21
3FG made: 6, at Long Beach St. -- 12/06/20
3FG attempts: 9, Portland -- 12/30/20
FT made: 8, Utah Valley -- 01/15/21
FT attempts: 10, at Utah Valley -- 02/08/20



2020-21 PLAYER GAME-BY-GAME

#12 Darrion Trammell

Opponent	Date	gs	min	Total		3-Pointers		Free throws		Rebounds				pf	a	t/o	blk	stl	pts	avg
				fg-fga	pct	3fg-fga	pct	ft-fa	pct	off	def	tot	avg							
at Portland	11/25/20		34	6-13	.462	3-6	.500	2-2	1.000	1	4	5	5.0	4	9	3	0	2	17	17.0
vs William Jessup	11/27/20		28	7-12	.583	2-4	.500	3-5	.600	0	7	7	6.0	2	4	2	0	2	19	18.0
vs Air Force	11/29/20		29	4-10	.400	1-4	.250	3-4	.750	0	2	2	4.7	0	5	0	0	1	12	16.0
vs CSUN	11/30/20		35	8-17	.471	1-5	.200	8-9	.889	1	1	2	4.0	3	5	5	2	0	25	18.3
at UCLA	12/03/20		35	3-14	.214	0-4	.000	2-3	.667	0	2	2	3.6	2	4	2	0	4	8	16.2
at Long Beach St.	12/06/20	*	39	10-24	.417	5-10	.500	7-8	.875	2	5	7	4.2	2	7	3	1	2	32	18.8
at Washington	12/09/20	*	32	4-12	.333	1-2	.500	0-0	.000	2	2	4	4.1	1	1	3	0	3	9	17.4
NORTHWEST (WA)	12/13/20	*	34	6-11	.545	0-3	.000	3-3	1.000	0	4	4	4.1	2	6	1	0	1	15	17.1
COL. OF IDAHO	12/17/20	*	35	3-7	.429	1-4	.250	9-9	1.000	0	3	3	4.0	2	6	3	0	0	16	17.0
at California	12/22/20	*	37	7-15	.467	1-4	.250	0-0	.000	1	4	5	4.1	3	8	4	0	3	15	16.8
PORTLAND	12/30/20	*	39	9-19	.474	1-4	.250	6-8	.750	1	2	3	4.0	3	13	2	1	1	25	17.5
SAINT MARTIN'S	01/09/21	*	34	4-8	.500	1-5	.200	8-8	1.000	1	2	3	3.9	1	7	2	0	3	17	17.5
UTAH VALLEY	01/15/21	*	34	7-22	.318	3-5	.600	9-10	.900	2	5	7	4.2	5	4	3	0	5	26	18.2
at Dixie St.	02/05/21	*	38	10-22	.455	3-6	.500	7-9	.778	1	4	5	4.2	2	6	7	0	2	30	19.0
at Dixie St.	02/06/21	*	39	11-20	.550	5-8	.625	3-4	.750	0	2	2	4.1	4	1	8	1	3	30	19.7
NEW MEXICO ST.	02/12/21	*	36	9-15	.600	2-4	.500	2-2	1.000	0	2	2	3.9	3	5	2	0	1	22	19.9
NEW MEXICO ST.	02/13/21	*	39	4-16	.250	2-7	.286	6-9	.667	0	3	3	3.9	2	3	6	0	1	16	19.6
GRAND CANYON	02/26/21	*	38	3-13	.231	1-4	.250	10-11	.909	0	5	5	3.9	1	7	3	0	1	17	19.5
GRAND CANYON	02/27/21	*	38	7-18	.389	3-6	.500	11-11	1.000	0	4	4	3.9	5	5	4	0	1	28	19.9
Totals		14	673	122-288	.424	36-95	.379	99-115	.861	12	63	75	3.9	47	106	63	5	36	379	19.9

Games played: 19
 Minutes/game: 35.4
 Points/game: 19.9
 FG Pct: 42.4
 3FG Pct: 37.9
 FT Pct: 86.1

Rebounds/game: 3.9
 Assists/game: 5.6
 Turnovers/game: 3.3
 Assist/turnover ratio: 1.7
 Steals/game: 1.9
 Blocks/game: 0.3

CAREER STATS

Year	GP-GS	Min/Avg	Total		3-Point		FT-FTA	Pct	Rebounds				PF-FO	Ast	TO	Blk	Stl	Pts/Avg
			FG-FGA	Pct	FG-FGA	Pct			Off-Def	Tot	Avg							
2020-21	19-14	673/35.4	122-288	.424	36-95	.379	99-115	.861	12-63	75	3.9	47-2	106	63	5	36		379/19.9
TOTAL	19-14	673/35.4	122-288	.424	36-95	.379	99-115	.861	12-63	75	3.9	47-2	106	63	5	36		379/19.9

SINGLE-GAME HIGHS

Points: 32, at Long Beach St. -- 12/06/20
 Rebounds: 7, Utah Valley -- 01/15/21 ; vs William Jessup -- 11/27/20 ; at Long Beach St. -- 12/06/20
 Assists: 13, Portland -- 12/30/20
 Steals: 5, Utah Valley -- 01/15/21
 Blocks: 2, vs CSUN -- 11/30/20
 FG made: 11, at Dixie St. -- 02/06/21
 FG attempts: 24, at Long Beach St. -- 12/06/20
 3FG made: 5, at Dixie St. -- 02/06/21 ; at Long Beach St. -- 12/06/20
 3FG attempts: 10, at Long Beach St. -- 12/06/20
 FT made: 11, Grand Canyon -- 02/27/21
 FT attempts: 11, Grand Canyon -- 02/26/21 ; Grand Canyon -- 02/27/21



2020-21 PLAYER GAME-BY-GAME

#13 Angelo Stuart

Opponent	Date	gs	min	Total		3-Pointers		Free throws		Rebounds				pf	a	t/o	blk	stl	pts	avg
				fg-fga	pct	3fg-fga	pct	ft-fga	pct	off	def	tot	avg							
at Portland	11/25/20		10	0-2	.000	0-1	.000	2-2	1.000	0	1	1	1.0	0	1	0	0	0	2	2.0
vs William Jessup	11/27/20		8	1-3	.333	0-1	.000	2-2	1.000	0	0	0	0.5	1	0	1	0	2	4	3.0
vs Air Force	11/29/20		4	0-0	.000	0-0	.000	0-0	.000	0	0	0	0.3	0	0	0	0	0	0	2.0
vs CSUN	11/30/20		5	0-2	.000	0-0	.000	0-0	.000	0	0	0	0.3	1	0	0	0	1	0	1.5
at UCLA	12/03/20		4	0-0	.000	0-0	.000	0-0	.000	0	0	0	0.2	0	0	0	0	0	0	1.2
at Washington	12/09/20		6	0-0	.000	0-0	.000	0-0	.000	0	0	0	0.2	1	0	1	0	0	0	1.0
NORTHWEST (WA)	12/13/20		9	2-3	.667	0-1	.000	3-3	1.000	0	0	0	0.1	1	0	0	0	1	7	1.9
COL. OF IDAHO	12/17/20		7	1-1	1.000	0-0	.000	0-0	.000	0	0	0	0.1	1	1	0	0	1	2	1.9
at California	12/22/20		3	0-1	.000	0-0	.000	0-0	.000	0	0	0	0.1	0	1	0	0	0	0	1.7
PORTLAND	12/30/20		5	0-2	.000	0-1	.000	0-0	.000	0	0	0	0.1	0	0	0	0	0	0	1.5
SAINT MARTIN'S	01/09/21		3	0-0	.000	0-0	.000	3-3	1.000	0	0	0	0.1	0	0	0	0	0	3	1.6
UTAH VALLEY	01/15/21		0	0-0	.000	0-0	.000	0-0	.000	0	0	0	0.1	0	0	0	0	0	0	1.5
at Dixie St.	02/05/21		4	0-0	.000	0-0	.000	0-0	.000	0	1	1	0.2	2	0	1	0	0	0	1.4
at Dixie St.	02/06/21		2	0-3	.000	0-2	.000	0-0	.000	0	0	0	0.1	0	0	0	0	0	0	1.3
GRAND CANYON	02/26/21		0	0-0	.000	0-0	.000	0-0	.000	0	0	0	0.1	0	0	0	0	0	0	1.2
Totals		0	70	4-17	.235	0-6	.000	10-10	1.000	0	2	2	0.1	7	3	3	0	5	18	1.2

Games played: 15
Minutes/game: 4.7
Points/game: 1.2
FG Pct: 23.5
3FG Pct: 0.0
FT Pct: 100.0

Rebounds/game: 0.1
Assists/game: 0.2
Turnovers/game: 0.2
Assist/turnover ratio: 1.0
Steals/game: 0.3

CAREER STATS

		Total			3-Point			Rebounds									
Year	GP-GS	Min/Avg	FG-FGA	Pct	FG-FGA	Pct	FT-FTA	Pct	Off-Def	Tot	Avg	PF-FO	Ast	TO	Blk	Stl	Pts/Avg
2020-21	15-0	70/4.7	4-17	.235	0-6	.000	10-10	1.000	0-2	2	0.1	7-0	3	3	0	5	18/1.2
TOTAL	15-0	70/4.7	4-17	.235	0-6	.000	10-10	1.000	0-2	2	0.1	7-0	3	3	0	5	18/1.2

SINGLE-GAME HIGHS

Points: 7, Northwest (WA) -- 12/13/20
Rebounds: 1, at Dixie St. -- 02/05/21 ; at Portland -- 11/25/20
Assists: 1, at Portland -- 11/25/20 ; Col. of Idaho -- 12/17/20 ; at California -- 12/22/20
Steals: 2, vs William Jessup -- 11/27/20
FG made: 2, Northwest (WA) -- 12/13/20
FG attempts: 3, at Dixie St. -- 02/06/21 ; vs William Jessup -- 11/27/20 ; Northwest (WA) -- 12/13/20
3FG attempts: 2, at Dixie St. -- 02/06/21
FT made: 3, Saint Martin's -- 01/09/21 ; Northwest (WA) -- 12/13/20
FT attempts: 3, Saint Martin's -- 01/09/21 ; Northwest (WA) -- 12/13/20



2020-21 PLAYER GAME-BY-GAME

#15 Emeka Udenyi

Opponent	Date	gs	min	Total		3-Pointers		Free throws		Rebounds				pf	a	t/o	blk	stl	pts	avg
				fg-fga	pct	3fg-fga	pct	ft-fa	pct	off	def	tot	avg							
at Portland	11/25/20		27	6-7	.857	0-0	.000	0-2	.000	2	4	6	6.0	1	0	0	2	0	12	12.0
vs William Jessup	11/27/20		23	5-8	.625	0-0	.000	1-4	.250	7	1	8	7.0	1	0	2	2	0	11	11.5
vs Air Force	11/29/20	*	26	1-3	.333	0-0	.000	1-2	.500	2	3	5	6.3	4	3	1	0	0	3	8.7
vs CSUN	11/30/20	*	29	0-2	.000	0-0	.000	0-0	.000	3	5	8	6.8	1	4	3	0	0	0	6.5
at UCLA	12/03/20	*	11	3-4	.750	0-0	.000	0-2	.000	0	4	4	6.2	4	0	2	0	0	6	6.4
at Long Beach St.	12/06/20	*	23	2-2	1.000	0-0	.000	0-0	.000	4	4	8	6.5	3	1	1	0	0	4	6.0
at Washington	12/09/20	*	35	6-7	.857	0-0	.000	0-3	.000	1	5	6	6.4	3	1	2	0	0	12	6.9
NORTHWEST (WA)	12/13/20	*	19	4-6	.667	0-0	.000	0-0	.000	2	4	6	6.4	2	3	0	0	1	8	7.0
COL. OF IDAHO	12/17/20	*	26	6-10	.600	0-0	.000	0-0	.000	6	4	10	6.8	2	1	1	0	0	12	7.6
at California	12/22/20	*	37	7-10	.700	0-0	.000	0-0	.000	6	4	10	7.1	3	3	0	0	1	14	8.2
PORTLAND	12/30/20	*	33	2-3	.667	0-0	.000	0-2	.000	2	9	11	7.5	4	3	2	0	0	4	7.8
SAINT MARTIN'S	01/09/21	*	28	5-7	.714	0-0	.000	1-2	.500	1	10	11	7.8	1	6	1	0	0	11	8.1
UTAH VALLEY	01/15/21	*	42	3-9	.333	0-0	.000	0-0	.000	3	2	5	7.5	3	0	2	1	0	6	7.9
at Dixie St.	02/05/21	*	35	3-8	.375	0-0	.000	1-1	1.000	5	7	12	7.9	3	1	1	0	1	7	7.9
at Dixie St.	02/06/21	*	33	2-2	1.000	0-0	.000	0-2	.000	3	4	7	7.8	3	4	3	0	0	4	7.6
NEW MEXICO ST.	02/12/21	*	25	6-6	1.000	0-0	.000	0-0	.000	0	4	4	7.6	4	2	2	0	1	12	7.9
NEW MEXICO ST.	02/13/21	*	27	3-3	1.000	0-0	.000	0-0	.000	3	6	9	7.6	2	1	1	0	0	6	7.8
GRAND CANYON	02/26/21	*	33	3-5	.600	0-0	.000	1-4	.250	5	5	10	7.8	5	1	1	1	0	7	7.7
GRAND CANYON	02/27/21	*	26	2-5	.400	0-0	.000	2-2	1.000	2	2	4	7.6	3	1	1	1	1	6	7.6
Totals		17	538	69-107	.645	0-0	.000	7-26	.269	57	87	144	7.6	52	35	26	7	5	145	7.6

Games played: 19
 Minutes/game: 28.3
 Points/game: 7.6
 FG Pct: 64.5
 FT Pct: 26.9

Rebounds/game: 7.6
 Assists/game: 1.8
 Turnovers/game: 1.4
 Assist/turnover ratio: 1.3
 Steals/game: 0.3
 Blocks/game: 0.4

CAREER STATS

			Total		3-Point		Rebounds										
Year	GP-GS	Min/Avg	FG-FGA	Pct	FG-FGA	Pct	FT-FTA	Pct	Off-Def	Tot	Avg	PF-FO	Ast	TO	Blk	Stl	Pts/Avg
2020-21	19-17	538/28.3	69-107	.645	0-0	.000	7-26	.269	57-87	144	7.6	52-1	35	26	7	5	145/7.6
TOTAL	19-17	538/28.3	69-107	.645	0-0	.000	7-26	.269	57-87	144	7.6	52-1	35	26	7	5	145/7.6

SINGLE-GAME HIGHS

Points: 14, at California -- 12/22/20
 Rebounds: 12, at Dixie St. -- 02/05/21
 Assists: 6, Saint Martin's -- 01/09/21
 Steals: 1, at Dixie St. -- 02/05/21 ; Northwest (WA) -- 12/13/20 ; at California -- 12/22/20
 Blocks: 2, at Portland -- 11/25/20 ; vs William Jessup -- 11/27/20
 FG made: 7, at California -- 12/22/20
 FG attempts: 10, Col. of Idaho -- 12/17/20 ; at California -- 12/22/20
 FT made: 2, Grand Canyon -- 02/27/21
 FT attempts: 4, Grand Canyon -- 02/26/21 ; vs William Jessup -- 11/27/20



2020-21 PLAYER GAME-BY-GAME

#23 Daron Henson

Opponent	Date	gs	min	Total		3-Pointers		Free throws		Rebounds				pf	a	t/o	blk	stl	pts	avg	
				fg-fga	pct	3fg-fga	pct	ft-fga	pct	off	def	tot	avg								
at Portland	11/25/20		6	1-3	.333	1-3	.333	0-0	.000	0	0	0	0.0	2	0	0	0	0	3	3.0	
vs William Jessup	11/27/20	*	11	0-5	.000	0-4	.000	0-0	.000	1	1	2	1.0	0	0	0	0	0	0	1.5	
vs CSUN	11/30/20		5	0-2	.000	0-2	.000	0-0	.000	1	1	2	1.3	0	0	0	0	1	0	1.0	
at UCLA	12/03/20		6	1-2	.500	0-1	.000	0-0	.000	1	1	2	1.5	0	0	0	0	0	2	1.3	
at Long Beach St.	12/06/20		7	0-1	.000	0-1	.000	1-2	.500	0	2	2	1.6	2	0	0	0	0	1	1.2	
at Washington	12/09/20		5	0-3	.000	0-3	.000	2-2	1.000	0	1	1	1.5	0	0	0	0	0	2	1.3	
NORTHWEST (WA)	12/13/20		14	2-6	.333	1-5	.200	2-2	1.000	1	5	6	2.1	2	0	0	0	0	7	2.1	
COL. OF IDAHO	12/17/20		12	1-3	.333	1-3	.333	0-0	.000	0	1	1	2.0	0	0	0	0	0	3	2.3	
at California	12/22/20		0	0-0	.000	0-0	.000	0-0	.000	0	0	0	1.8	0	0	0	0	0	0	2.0	
SAINT MARTIN'S	01/09/21		9	0-2	.000	0-2	.000	0-0	.000	0	1	1	1.7	2	0	1	0	0	0	1.8	
UTAH VALLEY	01/15/21		3	0-0	.000	0-0	.000	0-0	.000	0	0	0	1.5	0	0	0	0	0	0	1.6	
NEW MEXICO ST.	02/12/21		17	2-6	.333	1-5	.200	2-2	1.000	1	3	4	1.8	4	0	0	0	0	7	2.1	
NEW MEXICO ST.	02/13/21		8	0-3	.000	0-3	.000	0-0	.000	0	0	0	1.6	1	0	0	0	0	0	1.9	
GRAND CANYON	02/26/21		2	0-1	.000	0-1	.000	0-0	.000	0	0	0	1.5	0	0	0	0	0	0	1.8	
GRAND CANYON	02/27/21		7	0-1	.000	0-1	.000	0-0	.000	1	1	2	1.5	1	0	1	0	1	0	1.7	
Totals			1	112	7-38	.184	4-34	.118	7-8	.875	6	17	23	1.5	14	0	2	0	2	25	1.7

Games played: 15
Minutes/game: 7.5
Points/game: 1.7
FG Pct: 18.4
3FG Pct: 11.8
FT Pct: 87.5

Rebounds/game: 1.5
Turnovers/game: 0.1
Steals/game: 0.1

CAREER STATS

		Total			3-Point			Rebounds									
Year	GP-GS	Min/Avg	FG-FGA	Pct	FG-FGA	Pct	FT-FTA	Pct	Off-Def	Tot	Avg	PF-FO	Ast	TO	Blk	Stl	Pts/Avg
2017-18*	33-1	413/12.5	46-133	.346	38-99	.384	12-22	.545	29-44	73	2.2	59-0	7	13	1	2	142/4.3
2019-20*	11-0	73/6.6	13-32	.406	10-25	.400	0-4	.000	3-5	8	0.7	5-0	0	3	0	0	36/3.3
2020-21	15-1	112/7.5	7-38	.184	4-34	.118	7-8	.875	6-17	23	1.5	14-0	0	2	0	2	25/1.7
TOTAL	15-1	112/7.5	7-38	.184	4-34	.118	7-8	.875	6-17	23	1.5	14-0	0	2	0	2	25/1.7
All*	59-2	598/10.1	66-203	.325	52-158	.329	19-34	.559	38-66	104	1.8	78-0	7	18	1	4	203/3.4

* Statistics from prior team/school

SINGLE-GAME HIGHS

Points: 18, at Fresno State -- 01/27/18
Rebounds: 6, 3 times
Assists: 2, Air Force -- 01/24/18
Steals: 1, Miss Valley State -- 11/15/17
Blocks: 1, 2 times
FG made: 6, at Fresno State -- 01/27/18
FG attempts: 11, at San Jose State -- 02/28/18
3FG made: 6, at Fresno State -- 01/27/18
3FG attempts: 10, at San Jose State -- 02/28/18
FT made: 3, 2 times
FT attempts: 6, 2 times



2020-21 PLAYER GAME-BY-GAME

#24 Nate Robinson

Opponent	Date	gs	min	Total		3-Pointers		Free throws		Rebounds				pf	a	t/o	blk	stl	pts	avg
				fg-fga	pct	3fg-fga	pct	ft-fga	pct	off	def	tot	avg							
at UCLA	12/03/20		9	1-5	.200	0-4	.000	1-1	1.000	0	1	1	1.0	0	0	2	1	0	3	3.0
at Long Beach St.	12/06/20		8	0-1	.000	0-0	.000	0-0	.000	1	1	2	1.5	4	0	2	0	0	0	1.5
at Washington	12/09/20		3	0-0	.000	0-0	.000	0-0	.000	0	0	0	1.0	0	0	0	0	0	0	1.0
at Dixie St.	02/06/21 *		13	1-4	.250	0-1	.000	2-2	1.000	0	1	1	1.0	0	0	0	0	0	4	1.8
NEW MEXICO ST.	02/12/21		7	3-4	.750	2-2	1.000	0-0	.000	0	0	0	0.8	1	0	0	0	0	8	3.0
NEW MEXICO ST.	02/13/21		15	2-4	.500	1-2	.500	2-2	1.000	0	1	1	0.8	0	0	0	0	0	7	3.7
GRAND CANYON	02/26/21 *		30	2-6	.333	1-2	.500	5-8	.625	2	0	2	1.0	3	1	1	2	2	10	4.6
GRAND CANYON	02/27/21 *		29	0-2	.000	0-1	.000	0-0	.000	0	2	2	1.1	3	0	1	0	1	0	4.0
Totals		3	114	9-26	.346	4-12	.333	10-13	.769	3	6	9	1.1	11	1	6	3	3	32	4.0

Games played: 8
Minutes/game: 14.3
Points/game: 4.0
FG Pct: 34.6
3FG Pct: 33.3
FT Pct: 76.9

Rebounds/game: 1.1
Assists/game: 0.1
Turnovers/game: 0.8
Assist/turnover ratio: 0.2
Steals/game: 0.4
Blocks/game: 0.4

CAREER STATS

Year	GP-GS	Min/Avg	Total		3-Point		FT-FTA	Pct	Rebounds				PF-FO	Ast	TO	Blk	Stl	Pts/Avg
			FG-FGA	Pct	FG-FGA	Pct			Off-Def	Tot	Avg							
2018-19*	18-0	176/9.8	6-43	.140	1-26	.038	16-27	.593	7-17	24	1.3	9-0	6	6	0	1		29/1.6
2020-21	8-3	114/14.3	9-26	.346	4-12	.333	10-13	.769	3-6	9	1.1	11-0	1	6	3	3		32/4.0
TOTAL	8-3	114/14.3	9-26	.346	4-12	.333	10-13	.769	3-6	9	1.1	11-0	1	6	3	3		32/4.0
All*	26-3	290/11.2	15-69	.217	5-38	.132	26-40	.650	10-23	33	1.3	20-0	7	12	3	4		61/2.3

* Statistics from prior team/school

SINGLE-GAME HIGHS

Points: 10, Grand Canyon -- 02/26/21
Rebounds: 5, at Kansas -- 12/18/18
Assists: 2, at Oral Roberts -- 01/17/19
Steals: 2, Grand Canyon -- 02/26/21
Blocks: 2, Grand Canyon -- 02/26/21
FG made: 2, at Purdue Fort Wayne -- 02/30/19; New Mexico St. -- 12/12/21; Grand Canyon -- 02/26/21
FG attempts: 7, at Purdue Fort Wayne -- 02/30/19
3FG made: 1, four times
3FG attempts: 7, at Purdue Fort Wayne -- 01/30/19
FT made: 5, at Colorado -- 12/04/18; Grand Canyon -- 02/26/21
FT attempts: 8, at Colorado -- 12/04/18; Grand Canyon -- 02/26/21



2020-21 PLAYER GAME-BY-GAME

#25 Jared Pearre

Opponent	Date	gs	min	Total		3-Pointers		Free throws		Rebounds				pf	a	t/o	blk	stl	pts	avg
				fg-fga	pct	3fg-fga	pct	ft-fa	pct	off	def	tot	avg							
at Portland	11/25/20		8	0-1	.000	0-0	.000	0-0	.000	0	0	0	0.0	1	0	2	0	1	0	0.0
vs William Jessup	11/27/20		9	1-2	.500	0-0	.000	1-2	.500	2	2	4	2.0	0	0	1	0	1	3	1.5
vs CSUN	11/30/20		8	1-1	1.000	0-0	.000	0-0	.000	1	3	4	2.7	3	0	1	0	0	2	1.7
at UCLA	12/03/20		18	1-2	.500	0-0	.000	0-1	.000	3	3	6	3.5	3	1	1	1	1	2	1.8
at Long Beach St.	12/06/20		13	0-1	.000	0-0	.000	2-6	.333	0	2	2	3.2	2	0	1	1	0	2	1.8
at Washington	12/09/20		7	0-1	.000	0-0	.000	0-0	.000	0	0	0	2.7	1	0	2	0	0	0	1.5
NORTHWEST (WA)	12/13/20		21	5-6	.833	0-0	.000	2-3	.667	1	3	4	2.9	0	1	1	3	0	12	3.0
COL. OF IDAHO	12/17/20		16	3-6	.500	0-0	.000	0-2	.000	2	3	5	3.1	0	2	1	4	1	6	3.4
at California	12/22/20		6	1-1	1.000	0-0	.000	0-0	.000	0	0	0	2.8	1	0	0	0	0	2	3.2
PORTLAND	12/30/20		23	9-12	.750	0-0	.000	0-0	.000	2	8	10	3.5	0	1	0	4	0	18	4.7
SAINT MARTIN'S	01/09/21		19	2-4	.500	0-0	.000	1-4	.250	1	5	6	3.7	1	0	0	2	1	5	4.7
UTAH VALLEY	01/15/21		19	1-2	.500	0-0	.000	4-6	.667	2	3	5	3.8	2	0	1	1	1	6	4.8
at Dixie St.	02/05/21	*	15	0-2	.000	0-0	.000	0-0	.000	0	0	0	3.5	3	0	1	1	0	0	4.5
at Dixie St.	02/06/21		7	0-0	.000	0-0	.000	0-2	.000	1	0	1	3.4	2	1	1	0	0	0	4.1
GRAND CANYON	02/26/21		6	0-0	.000	0-0	.000	0-0	.000	0	1	1	3.2	0	0	0	0	0	0	3.9
GRAND CANYON	02/27/21		0	0-0	.000	0-0	.000	0-0	.000	0	0	0	3.0	0	0	0	0	0	0	3.6
Totals		1	195	24-41	.585	0-0	.000	10-26	.385	15	33	48	3.0	19	6	13	17	6	58	3.6

Games played: 16
Minutes/game: 12.2
Points/game: 3.6
FG Pct: 58.5
FT Pct: 38.5

Rebounds/game: 3.0
Assists/game: 0.4
Turnovers/game: 0.8
Assist/turnover ratio: 0.5
Steals/game: 0.4
Blocks/game: 1.1

CAREER STATS

			Total		3-Point			Rebounds									
Year	GP-GS	Min/Avg	FG-FGA	Pct	FG-FGA	Pct	FT-FTA	Pct	Off-Def	Tot	Avg	PF-FO	Ast	TO	Blk	Stl	Pts/Avg
2018-19*	30-13	395/13.2	38-58	.655	0-0	.000	12-24	.500	30-51	81	2.7	56-2	18	19	16	14	88/2.9
2019-20*	31-23	552/17.8	48-83	.578	0-0	.000	8-27	.296	34-76	110	3.5	72-3	30	23	17	12	104/3.4
2020-21	16-1	195/12.2	24-41	.585	0-0	.000	10-26	.385	15-33	48	3.0	19-0	6	13	17	6	58/3.6
TOTAL	16-1	195/12.2	24-41	.585	0-0	.000	10-26	.385	15-33	48	3.0	19-0	6	13	17	6	58/3.6
All*	77-37	1142/14.8	110-182	.604	0-0	.000	30-77	.390	79-160	239	3.1	147-5	54	55	50	32	250/3.2

* Statistics from prior team/school

SINGLE-GAME HIGHS

Points: 19, St. Katherine -- 01/04/20
Rebounds: 10, Long Beach State -- 01/23/19 ; Portland -- 12/30/20
Assists: 3, 4 times
Steals: 3, UC Riverside -- 2/27/19
Blocks: 4, Col. of Idaho -- 12/17/20 ; Portland -- 12/30/20
FG made: 9, St. Katherine -- 01/04/20 ; Portland -- 12/30/20
FG attempts: 12, Portland -- 12/30/20
FT made: 4, Utah Valley -- 01/15/21
FT attempts: 6, Utah Valley -- 01/15/21 ; at Long Beach St. -- 12/06/20



2020-21 PLAYER GAME-BY-GAME

#33 Kobe Williamson

Opponent	Date	gs	min	Total		3-Pointers		Free throws		Rebounds				pf	a	t/o	blk	stl	pts	avg	
				fg-fga	pct	3fg-fga	pct	ft-fa	pct	off	def	tot	avg								
at Portland	11/25/20	*	28	4-6	.667	2-3	.667	0-0	.000	5	4	9	9.0	3	0	0	2	0	10	10.0	
vs William Jessup	11/27/20	*	24	2-6	.333	0-2	.000	2-2	1.000	1	3	4	6.5	3	1	1	3	1	6	8.0	
vs Air Force	11/29/20	*	37	5-7	.714	1-2	.500	0-0	.000	3	3	6	6.3	4	0	0	2	1	11	9.0	
vs CSUN	11/30/20	*	22	0-4	.000	0-4	.000	0-2	.000	3	6	9	7.0	3	1	2	0	2	0	6.8	
at UCLA	12/03/20	*	27	1-3	.333	0-0	.000	0-1	.000	0	3	3	6.2	3	0	0	1	1	2	5.8	
at Long Beach St.	12/06/20	*	27	2-8	.250	1-5	.200	2-2	1.000	4	6	10	6.8	3	0	1	0	2	7	6.0	
at Washington	12/09/20	*	27	1-5	.200	1-2	.500	1-2	.500	2	5	7	6.9	2	2	2	0	0	4	5.7	
NORTHWEST (WA)	12/13/20	*	32	1-2	.500	1-2	.500	0-0	.000	0	4	4	6.5	3	1	2	2	1	3	5.4	
COL. OF IDAHO	12/17/20	*	28	3-6	.500	1-4	.250	0-0	.000	1	7	8	6.7	1	1	1	1	2	7	5.6	
at California	12/22/20	*	38	3-6	.500	1-4	.250	0-0	.000	1	6	7	6.7	2	1	1	1	0	7	5.7	
PORTLAND	12/30/20	*	32	2-6	.333	1-2	.500	2-3	.667	3	4	7	6.7	4	0	1	2	0	7	5.8	
SAINT MARTIN'S	01/09/21	*	15	1-5	.200	0-3	.000	2-2	1.000	2	2	4	6.5	5	1	2	0	0	4	5.7	
UTAH VALLEY	01/15/21	*	22	0-4	.000	0-3	.000	1-2	.500	0	2	2	6.2	5	1	1	1	0	1	5.3	
at Dixie St.	02/05/21	*	38	3-10	.300	0-5	.000	2-3	.667	5	10	15	6.8	5	0	1	4	0	8	5.5	
at Dixie St.	02/06/21	*	36	3-9	.333	1-4	.250	1-2	.500	1	10	11	7.1	4	1	2	2	1	8	5.7	
NEW MEXICO ST.	02/12/21	*	34	3-13	.231	1-5	.200	2-2	1.000	2	4	6	7.0	3	3	2	2	0	9	5.9	
NEW MEXICO ST.	02/13/21	*	26	1-2	.500	1-2	.500	2-2	1.000	1	2	3	6.8	4	0	2	2	1	5	5.8	
GRAND CANYON	02/26/21	*	28	5-12	.417	3-10	.300	1-1	1.000	2	1	3	6.6	4	0	0	0	0	14	6.3	
GRAND CANYON	02/27/21	*	29	3-6	.500	1-3	.333	0-0	.000	2	0	2	6.3	5	1	0	1	1	7	6.3	
Totals			19	550	43-120	.358	16-65	.246	18-26	.692	38	82	120	6.3	66	14	21	26	13	120	6.3

Games played: 19
 Minutes/game: 28.9
 Points/game: 6.3
 FG Pct: 35.8
 3FG Pct: 24.6
 FT Pct: 69.2

Rebounds/game: 6.3
 Assists/game: 0.7
 Turnovers/game: 1.1
 Assist/turnover ratio: 0.7
 Steals/game: 0.7
 Blocks/game: 1.4

CAREER STATS

			Total		3-Point		Rebounds										
Year	GP-GS	Min/Avg	FG-FGA	Pct	FG-FGA	Pct	FT-FTA	Pct	Off-Def	Tot	Avg	PF-FO	Ast	TO	Blk	Stl	Pts/Avg
2020-21	19-19	550/28.9	43-120	.358	16-65	.246	18-26	.692	38-82	120	6.3	66-4	14	21	26	13	120/6.3
TOTAL	19-19	550/28.9	43-120	.358	16-65	.246	18-26	.692	38-82	120	6.3	66-4	14	21	26	13	120/6.3

SINGLE-GAME HIGHS

Points: 14, Grand Canyon -- 02/26/21
 Rebounds: 15, at Dixie St. -- 02/05/21
 Assists: 2, at Washington -- 12/09/20
 Steals: 2, vs CSUN -- 11/30/20 ; at Long Beach St. -- 12/06/20 ; Col. of Idaho -- 12/17/20
 Blocks: 4, at Dixie St. -- 02/05/21
 FG made: 5, Grand Canyon -- 02/26/21 ; vs Air Force -- 11/29/20
 FG attempts: 12, Grand Canyon -- 02/26/21
 3FG made: 3, Grand Canyon -- 02/26/21
 3FG attempts: 10, Grand Canyon -- 02/26/21
 FT made: 2, 6 times
 FT attempts: 3, at Dixie St. -- 02/05/21 ; Portland -- 12/30/20



2020-21 PLAYER GAME-BY-GAME

#35 Matthew Levis

Opponent	Date	gs	min	Total		3-Pointers		Free throws		Rebounds				pf	a	t/o	blk	stl	pts	avg
				fg-fga	pct	3fg-fga	pct	ft-fta	pct	off	def	tot	avg							
SAINT MARTIN'S	01/09/21		3	0-0	.000	0-0	.000	0-0	.000	0	0	0	0.0	0	1	0	0	0	0	0.0
GRAND CANYON	02/27/21		0	0-0	.000	0-0	.000	0-0	.000	0	0	0	0.0	0	0	0	0	0	0	0.0
Totals		0	3	0-0	.000	0-0	.000	0-0	.000	0	0	0	0.0	0	1	0	0	0	0	0.0

Games played: 2
Minutes/game: 1.5

Assists/game: 0.5
Assist/turnover ratio: 99.9

CAREER STATS

Year	GP-GS	Min/Avg	Total		3-Point		FT-FTA	Pct	Rebounds				PF-FO	Ast	TO	Blk	Stl	Pts/Avg
			FG-FGA	Pct	FG-FGA	Pct			Off-Def	Tot	Avg							
2020-21	2-0	3/1.5	0-0	.000	0-0	.000	0-0	.000	0-0	0	0.0	0-0	1	0	0	0	0	0/0.0
TOTAL	2-0	3/1.5	0-0	.000	0-0	.000	0-0	.000	0-0	0	0.0	0-0	1	0	0	0	0	0/0.0

SINGLE-GAME HIGHS

Assists: 1, Saint Martin's -- 01/09/21



2020-21 BOX SCORES

Official Basketball Box Score -- Game Totals -- Final Statistics Seattle U vs Portland 11/25/20 8:00 pm at Portland, OR (Chiles Center)

Seattle U 84 • 1-0,0-0 WAC

#	Player	Total		3-Ptr	FT-FTA	Rebounds			PF	TP	A	TO	Blk	Stl	Min
		FG-FGA	FG-FGA			Off	Def	Tot							
21	Viktor Rajkovic	f	0-1	0-0	0-0	0	0	0	1	0	1	0	0	0	5
00	Rip Economou	g	1-6	0-2	2-2	0	2	2	1	4	0	0	0	2	10
10	Aaron Nettles	g	3-9	2-7	0-0	0	0	0	3	8	4	2	0	3	33
11	Riley Grigsby	g	10-19	4-7	4-5	0	6	6	3	28	4	1	2	0	31
33	Kobe Williamson	g	4-6	2-3	0-0	5	4	9	3	10	0	0	2	0	28
01	Vas Pandza	g	0-1	0-0	0-0	0	2	2	0	0	0	0	0	0	8
12	Darrion Trammell	g	6-13	3-6	2-2	1	4	5	4	17	9	3	0	2	34
13	Angelo Stuart	g	0-2	0-1	2-2	0	1	1	0	2	1	0	0	0	10
15	Emeka Udenyi	g	6-7	0-0	0-2	2	4	6	1	12	0	0	2	0	27
23	Daron Henson	g	1-3	1-3	0-0	0	0	0	2	3	0	0	0	0	6
25	Jared Pearre	g	0-1	0-0	0-0	0	0	0	1	0	0	2	0	1	8
Team						1	1	2							
Totals		31-68	12-29	10-13	9	24	33	21	84	19	8	6	8	200	

FG % 1st Half: 12-33 36.4% 2nd half: 19-35 54.3% Game: 31-68 45.6%
3FG % 1st Half: 4-14 28.6% 2nd half: 8-15 53.3% Game: 12-29 41.4%
FT % 1st Half: 3-6 50.0% 2nd half: 7-7 100.0% Game: 10-13 76.9%

Portland 72 • 0-1,0-0 WCC

#	Player	Total		3-Ptr	FT-FTA	Rebounds			PF	TP	A	TO	Blk	Stl	Min
		FG-FGA	FG-FGA			Off	Def	Tot							
13	Eddie Davis	f	3-6	0-0	1-3	0	3	3	2	7	1	3	1	0	28
24	Michael Henn	f	3-7	1-4	2-2	0	6	6	2	9	3	2	0	0	35
02	Ahmed Ali	g	4-9	2-4	3-3	0	0	0	4	13	2	3	0	1	22
03	Isiah Dasher	g	3-6	0-1	1-2	0	4	4	2	7	1	2	0	0	28
11	Latrell Jones	g	2-7	1-2	2-3	1	4	5	3	7	1	2	0	0	24
00	Clythrus Griffith Jr.	g	3-4	1-1	3-3	0	2	2	0	10	0	2	0	0	17
01	Zac Triplett	g	1-1	1-1	0-0	0	2	2	0	3	1	1	0	0	4
10	Chase Adams	g	4-9	0-0	5-6	1	3	4	1	13	2	2	0	0	18
15	Hayden Curtiss	g	0-1	0-0	0-0	0	1	1	1	0	1	0	0	1	5
20	Takula Fahrensohn	g	1-1	0-0	1-1	0	3	3	1	3	0	2	0	0	19
Team						2	2	4							
Totals		24-51	6-13	18-23	4	30	34	16	72	12	20	1	2	200	

FG % 1st Half: 13-25 52.0% 2nd half: 11-26 42.3% Game: 24-51 47.1%
3FG % 1st Half: 3-8 37.5% 2nd half: 3-5 60.0% Game: 6-13 46.2%
FT % 1st Half: 10-13 76.9% 2nd half: 8-10 80.0% Game: 18-23 78.3%

Officials: Justin Shamion, Sirallen Conner, Kevin Brill
Technical fouls: Seattle U-None. Portland-None.
Attendance:

Score by periods	1st	2nd	Total
Seattle U	31	53	84
Portland	39	33	72

Points	In	Off	2nd	Fast	Bench
SU	32	19	12	9	34
UP	32	6	2	8	29

Last FG - SU 2nd-00:43, UP 2nd-00:30.
Largest lead - SU by 12 2nd-00:43, UP by 10 1st-00:25.
SU led for 18:11. UP led for 18:18. Game was tied for 03:31.

Score tied - 7 times.
Lead changed - 10 times.

Official Basketball Box Score -- Game Totals -- Final Statistics Seattle U vs Air Force 11/29/20 12:00 pm at Las Vegas, NV (T-Mobile Arena)

Seattle U 63 • 3-0,0-0 WAC

#	Player	Total		3-Ptr	FT-FTA	Rebounds			PF	TP	A	TO	Blk	Stl	Min
		FG-FGA	FG-FGA			Off	Def	Tot							
15	Emeka Udenyi	f	1-3	0-0	1-2	2	3	5	4	3	3	1	0	0	26
00	Rip Economou	g	4-10	4-9	0-0	0	4	4	1	12	0	1	0	0	28
10	Aaron Nettles	g	4-13	4-9	0-0	0	4	4	2	12	5	2	0	2	32
11	Riley Grigsby	g	6-13	1-4	0-0	0	1	1	2	13	3	1	1	0	37
33	Kobe Williamson	g	5-7	1-2	0-0	3	3	6	4	11	0	0	2	1	37
01	Vas Pandza	g	0-1	0-1	0-0	1	1	2	0	0	0	0	0	0	4
05	Joe Wall	g	0-0	0-0	0-0	0	0	0	0	0	0	0	0	0	3
12	Darrion Trammell	g	4-10	1-4	3-4	0	2	2	0	12	5	0	0	1	29
13	Angelo Stuart	g	0-0	0-0	0-0	0	0	0	0	0	0	0	0	0	4
Team						4	2	6							
Totals		24-57	11-29	4-6	10	20	30	13	63	16	9	3	4	200	

FG % 1st Half: 10-28 35.7% 2nd half: 14-29 48.3% Game: 24-57 42.1%
3FG % 1st Half: 6-17 35.3% 2nd half: 5-12 41.7% Game: 11-29 37.9%
FT % 1st Half: 1-2 50.0% 2nd half: 3-4 75.0% Game: 4-6 66.7%

Air Force 45 • 1-1,0-0 Mountain

#	Player	Total		3-Ptr	FT-FTA	Rebounds			PF	TP	A	TO	Blk	Stl	Min
		FG-FGA	FG-FGA			Off	Def	Tot							
11	Ameka Akaya	f	1-6	1-4	0-0	0	1	1	1	3	0	2	0	0	13
22	Nik Jackson	f	4-8	1-3	0-0	2	4	6	4	9	1	4	0	1	25
44	Keaton Van Soelen	f	4-8	0-2	1-2	1	3	4	5	9	1	2	0	1	36
05	Chris Joyce	g	0-2	0-2	4-4	0	3	3	0	4	1	3	0	0	38
10	AJ Walker	g	2-5	1-2	0-0	0	3	3	2	5	2	1	0	0	34
00	Joseph Octave	g	0-1	0-1	0-0	0	0	0	0	0	0	0	0	0	2
02	Glen McClintock	g	4-8	3-5	0-0	1	4	5	2	11	2	0	0	0	31
15	Abe Kinrade	g	1-2	0-1	2-2	0	0	0	0	4	1	0	0	0	16
24	Mason Taylor	g	0-0	0-0	0-0	0	0	0	1	0	1	1	0	0	5
Team						0	3	3							
Totals		16-40	6-20	7-8	4	21	25	15	45	9	15	0	2	200	

FG % 1st Half: 9-24 37.5% 2nd half: 7-16 43.8% Game: 16-40 40.0%
3FG % 1st Half: 3-13 23.1% 2nd half: 3-7 42.9% Game: 6-20 30.0%
FT % 1st Half: 4-4 100.0% 2nd half: 3-4 75.0% Game: 7-8 87.5%

Officials: Ken Ditty, Kevin Brill, Donn Berdahl
Technical fouls: Seattle U-TEAM. Air Force-Nik Jackson.
Attendance:

Score by periods	1st	2nd	Total
Seattle U	27	36	63
Air Force	25	20	45

Points	In	Off	2nd	Fast	Bench
SU	26	14	12	2	12
USAFA	18	8	3	2	15

Last FG - SU 2nd-00:31, USAFA 2nd-01:02.
Largest lead - SU by 19 2nd-11:31, USAFA None.
SU led for 39:32. USAFA led for 00:00. Game was tied for 00:28.

Score tied - 0 times.
Lead changed - 0 times.

Official Basketball Box Score -- Game Totals -- Final Statistics William Jessup vs Seattle U 11/27/20 12:00 pm at Portland, OR (Chiles Center)

William Jessup 53 • 0-2

#	Player	Total		3-Ptr	FT-FTA	Rebounds			PF	TP	A	TO	Blk	Stl	Min
		FG-FGA	FG-FGA			Off	Def	Tot							
11	Myles Corey	*	3-7	1-2	2-3	0	2	2	5	9	2	4	1	0	18
21	Matt Garrison	*	1-5	0-0	0-0	1	2	3	4	2	1	1	1	0	20
22	Jaylen Johnson	*	0-3	0-2	2-4	0	0	0	0	2	0	0	0	0	19
24	Tarren Storey-Way	*	2-9	1-6	4-6	0	4	4	1	9	0	3	0	0	32
25	Jayden DeJoseph	*	0-4	0-3	2-2	1	2	3	0	2	0	0	0	0	27
01	Jordan Adams		2-3	2-2	1-2	1	2	3	2	7	0	0	0	1	12
03	Nathan Kasongo		1-2	1-2	0-0	0	1	1	1	3	0	0	0	0	4
04	Marcus Hansen		0-0	0-0	0-0	0	0	0	1	0	0	0	0	0	2
05	Matt Lyon		2-2	0-0	1-2	0	0	0	0	5	0	2	0	0	7
10	Malik Corey		1-3	0-0	0-0	0	2	2	3	2	2	1	0	0	18
12	Nathan Flores		0-0	0-0	0-0	0	0	0	0	0	0	0	0	0	1
14	Jaden Henderson		0-0	0-0	0-0	0	0	0	0	0	0	0	0	0	1
20	Tim Strijbos		2-5	0-2	2-2	0	6	6	1	6	1	3	0	2	21
30	David McCants		0-0	0-0	0-0	0	0	0	0	0	0	1	0	0	1
32	Matthew Schmidt		1-3	0-0	4-4	1	1	2	5	6	2	1	0	2	20
Team						2	1	3							
Totals		15-46	5-19	18-25	6	23	29	23	53	8	19	3	3	203	

FG % 1st Half: 8-25 32.0% 2nd half: 7-21 33.3% Game: 15-46 32.6%
3FG % 1st Half: 3-10 30.0% 2nd half: 2-9 22.2% Game: 5-19 26.3%
FT % 1st Half: 4-7 57.1% 2nd half: 14-18 77.8% Game: 18-25 72.0%

Seattle U 77 • 2-0,0-0 WAC

#	Player	Total			3-Ptr	Rebounds			PF	TP	A	TO	Blk	Stl	Min
		FG-FGA	FG-FGA	FT-FTA		Off	Def	Tot							
23	Daron Henson	f	0-5	0-4	0-0	1	1	2	0	0	0	0	0	0	11
00	Rip Economou	g	3-5	2-4	0-0	0	4	4	2	8	2	1	1	0	18
10	Aaron Nettles	g	2-11	0-5	1-2	0	2	2	4	5	3	0	0	0	29
11	Riley Grigsby	g	6-12	2-4	0-0	2	2	4	2	14	2	1	0	2	32
33	Kobe Williamson	g	2-6	0-2	2-2	1	3	4	3	6	1	1	3	1	24
01	Vas Pandza	g	1-1	0-0	0-0	1	1	2	2	2	0	0	0	0	11
05	Joe Wall	g	2-4	1-3	0-0	0	1	1	2	5	4	0	0	0	28
12	Darrion Trammell	g	7-12	2-4	3-5	0	7	7	2	19	4	2	0	2	7
13	Angelo Stuart	g	1-3	0-1	2-2	0	1	1	4	4	1	1	2	0	8
15	Emeka Udenyi	g	5-8	0-0	1-4	7	1	8	1	11	0	2	2	0	20
24	Jared Pearre	g	1-2	0-0	1-4	2	2	4	0	3	0	1	0	1	9
	Team					2	0	2							
	Totals		30-69	7-27	10-17	16	24	40	19	77	12	9	6	8	200



2020-21 BOX SCORES

Official Basketball Box Score -- Game Totals -- Final Statistics Seattle U vs UCLA 12/03/20 5:00 pm at Los Angeles, CA (Pauley Pavilion)

Seattle U 52 • 3-2,0-0 WAC

#	Player	Total		3-Ptr		Rebounds		PF	TP	A	TO	Blk	Stl	Min
		FG-FGA	FG-FGA	FT-FTA	FT-FTA	Off	Def							
15	Emeka Udenyi	f	3-4	0-0	0-2	0	4	4	4	6	0	2	0	11
00	Rip Economou	g	2-5	0-3	0-0	0	0	0	2	4	0	2	0	11
10	Aaron Nettles	g	5-10	1-5	0-0	0	0	0	3	11	2	1	0	29
11	Riley Grigsby	g	5-12	2-5	0-1	2	2	4	4	12	1	2	0	35
33	Kobe Williamson	g	1-3	0-0	0-1	0	3	3	3	2	0	0	1	27
01	Vas Pandza	g	0-0	0-0	0-0	0	0	0	2	0	0	2	0	10
05	Joe Wall	g	1-2	0-1	0-0	0	0	0	0	2	0	0	0	5
12	Darrion Trammell	g	3-14	0-4	2-3	0	2	2	2	8	4	2	0	35
13	Angelo Stuart	g	0-0	0-0	0-0	0	0	0	0	0	0	0	0	4
23	Daron Henson	g	1-2	0-1	0-0	1	1	2	0	2	0	0	0	6
24	Nate Robinson	g	1-5	0-4	1-1	0	1	1	0	3	0	2	1	9
25	Jared Pearre	g	1-2	0-0	0-1	3	3	6	3	2	1	1	1	18
Team						0	2	2						
Totals			23-59	3-23	3-9	6	18	24	23	52	8	14	3	100

FG % 1st Half: 12-28 42.9% 2nd half: 11-31 35.5% Game: 23-59 39.0% Deadball Rebounds 0,1
3FG % 1st Half: 3-10 30.0% 2nd half: 0-13 0.0% Game: 3-23 13.0%
FT % 1st Half: 2-6 33.3% 2nd half: 1-3 33.3% Game: 3-9 33.3%

UCLA 78 • 2-1,0-0 Pac-12

#	Player	Total		3-Ptr		Rebounds		PF	TP	A	TO	Blk	Stl	Min
		FG-FGA	FG-FGA	FT-FTA	FT-FTA	Off	Def							
02	Cody Riley	f	4-5	0-0	0-0	0	3	3	3	8	1	3	0	12
01	Jules Bernard	g	6-8	3-5	1-2	0	3	3	3	16	1	3	0	29
04	Jaime Jaquez Jr.	g	3-3	1-1	2-3	0	3	3	1	9	2	0	0	18
05	Chris Smith	g	2-7	0-2	2-4	3	8	11	0	6	2	4	1	26
10	Tyger Campbell	g	4-9	1-4	8-8	0	2	2	2	17	6	2	0	27
00	Jaylen Clark	g	2-2	0-0	0-0	0	3	3	1	4	0	1	0	11
13	Jake Kyman	g	3-7	1-4	0-0	0	1	1	1	7	0	0	0	15
14	Kenneth Nwuba	g	0-1	0-0	0-0	1	0	1	0	1	0	0	0	2
24	Jalen Hill	g	4-6	0-0	3-7	2	8	10	2	11	3	1	3	25
34	David Singleton	g	0-3	0-0	0-0	1	4	5	3	0	1	1	0	24
43	Russell Stong	g	0-0	0-0	0-0	0	0	0	0	0	0	0	0	1
Team						0	0	0						
Totals			28-51	6-16	16-24	7	35	42	17	78	16	15	4	100

FG % 1st Half: 14-23 60.9% 2nd half: 14-28 50.0% Game: 28-51 54.9% Deadball Rebounds 5
3FG % 1st Half: 4-8 50.0% 2nd half: 2-8 25.0% Game: 6-16 37.5%
FT % 1st Half: 11-17 64.7% 2nd half: 5-7 71.4% Game: 16-24 66.7%

Officials: Marc Beasley, Eric Curry, Mike Reed
Technical fouls: Seattle U-None. UCLA-None.
Attendance:

Score by periods	1st	2nd	Total
Seattle U	29	23	52
UCLA	43	35	78

Last FG - SU 2nd-00:00, UCLA 2nd-00:45.
Largest lead - SU by 2 1st-11:36, UCLA by 29 2nd-05:18.
SU led for 04:55, UCLA led for 30:28. Game was tied for 04:07.

Score tied - 9 times.
Lead changed - 6 times.

Official Basketball Box Score -- Game Totals -- Final Statistics Seattle U vs Washington 12/09/20 8:00 pm at Seattle, WA (Alaska Airlines Arena)

Seattle U 41 • 3-4,0-0 WAC

#	Player	Total		3-Ptr		Rebounds		PF	TP	A	TO	Blk	Stl	Min
		FG-FGA	FG-FGA	FT-FTA	FT-FTA	Off	Def							
15	Emeka Udenyi	f	6-7	0-0	0-3	1	5	6	3	12	1	2	0	35
10	Aaron Nettles	g	1-10	0-8	0-0	0	1	1	3	2	4	0	0	27
11	Riley Grigsby	g	3-15	0-3	0-0	0	2	5	2	6	1	0	0	39
12	Darrion Trammell	g	4-12	1-2	0-0	2	2	4	1	9	1	3	0	32
33	Kobe Williamson	g	1-5	1-2	1-2	2	5	7	2	4	2	0	0	27
00	Rip Economou	g	0-1	0-1	0-0	0	0	0	0	0	0	0	0	2
01	Vas Pandza	g	1-2	1-1	0-0	0	2	2	0	3	1	1	0	9
02	Trey Hopkins	g	0-1	0-1	0-0	0	0	0	0	1	0	0	0	2
05	Joe Wall	g	1-2	1-2	0-0	0	0	0	0	1	3	0	0	1
13	Angelo Stuart	g	0-0	0-0	0-0	0	0	0	0	1	0	0	0	6
23	Daron Henson	g	0-3	0-3	2-2	0	1	1	0	2	0	0	0	5
24	Nate Robinson	g	0-0	0-0	0-0	0	0	0	0	0	0	0	0	3
25	Jared Pearre	g	0-1	0-0	0-0	0	0	0	1	0	0	0	0	7
Team						0	3	3						
Totals			17-59	4-23	3-7	8	21	29	15	41	10	14	1	100

FG % 1st Half: 10-31 32.3% 2nd half: 7-28 25.0% Game: 17-59 28.8% Deadball Rebounds 3
3FG % 1st Half: 1-9 11.1% 2nd half: 3-14 21.4% Game: 4-23 17.4%
FT % 1st Half: 1-2 50.0% 2nd half: 2-5 40.0% Game: 3-7 42.9%

Washington 73 • 1-3,0-1 Pac-12

#	Player	Total		3-Ptr		Rebounds		PF	TP	A	TO	Blk	Stl	Min
		FG-FGA	FG-FGA	FT-FTA	FT-FTA	Off	Def							
01	Nate Roberts	f	5-7	0-0	0-1	5	3	8	3	10	1	4	0	21
13	Hameir Wright	g	2-4	1-2	2-2	1	4	5	1	7	0	1	2	31
04	Nate Pryor	g	4-10	1-2	4-4	0	5	5	1	13	4	2	1	26
05	Jamal Bey	g	4-6	1-1	0-0	0	3	3	2	9	3	1	0	25
10	Erik Stevenson	g	1-5	1-1	0-0	0	4	4	2	3	0	2	0	26
00	Marcus Tsohonis	g	0-1	0-0	4-4	2	0	2	1	4	0	1	0	7
21	Griff Hopkins	g	0-0	0-0	0-0	0	0	0	0	0	0	0	0	1
15	RaeQuan Battle	g	1-5	0-2	1-2	0	2	2	2	3	0	0	0	10
22	Cole Bajerna	g	1-5	0-2	0-0	0	6	6	0	2	0	1	1	16
24	Jonah Geron	g	0-0	0-0	0-0	0	0	0	0	0	0	0	0	1
30	Travis Rice	g	0-1	0-1	0-0	0	0	0	0	0	0	0	0	1
33	J'Raan Brooks	g	1-3	0-0	0-0	0	0	0	0	1	2	0	0	6
34	Reagan Lundeen	g	1-1	0-0	0-0	0	0	0	0	2	0	0	0	1
52	Riley Sorn	g	0-1	0-0	0-0	1	4	5	1	0	2	1	1	10
25	Quade Green	g	6-7	4-4	2-2	0	2	2	0	18	1	1	0	18
Team						0	0	0						
Totals			26-56	8-15	13-15	9	33	42	14	73	11	16	5	100

FG % 1st Half: 14-29 48.3% 2nd half: 12-27 44.4% Game: 26-56 46.4% Deadball Rebounds 2,2
3FG % 1st Half: 5-9 55.6% 2nd half: 3-6 50.0% Game: 8-15 53.3%
FT % 1st Half: 4-4 100.0% 2nd half: 9-11 81.8% Game: 13-15 86.7%

Officials: Nate Harris, Bill Vlnovich, David Hall
Technical fouls: Seattle U-None. Washington-None.
Attendance:

Score by periods	1st	2nd	Total
Seattle U	22	19	41
Washington	37	36	73

Last FG - SU 2nd-00:33, UW 2nd-00:09.
Largest lead - SU by 5 1st-14:15, UW by 35 2nd-01:37.
SU led for 08:24, UW led for 28:18. Game was tied for 03:10.

Score tied - 3 times.
Lead changed - 3 times.

Official Basketball Box Score -- Game Totals -- Final Statistics Seattle U vs Long Beach St. 12/06/20 1:00 pm at Long Beach, CA (Walter Pyramid)

Seattle U 75 • 3-3,0-0 WAC

#	Player	Total		3-Ptr		Rebounds		PF	TP	A	TO	Blk	Stl	Min
		FG-FGA	FG-FGA	FT-FTA	FT-FTA	Off	Def							
15	Emeka Udenyi	f	2-2	0-0	0-0	4	4	8	3	4	1	1	0	23
10	Aaron Nettles	g	1-5	1-4	0-1	0	0	0	3	3	2	1	0	29
11	Riley Grigsby	g	8-15	6-7	2-4	0	2	2	1	24	2	0	0	36
12	Darrion Trammell	g	10-24	5-10	7-8	2	5	7	2	32	7	3	1	39
33	Kobe Williamson	g	2-8	1-5	2-2	4	6	10	3	7	0	1	0	27
00	Rip Economou	g	0-1	0-1	0-0	0	2	2	1	0	0	0	0	6
01	Vas Pandza	g	1-3	0-2	0-0	0	0	0	1	2	0	1	0	8
05	Joe Wall	g	0-3	0-3	0-0	0	0	0	0	0	0	1	0	4
23	Daron Henson	g	0-1	0-1	1-2	0	2	2	2	1	0	0	0	7
24	Nate Robinson	g	0-1	0-0	0-0	1	1	2	4	0	0	2	0	8
25	Jared Pearre	g	0-1	0-0	2-6	0	2	2	2	2	0	1	1	13
Team						0	1	1						
Totals			24-64	13-33	14-23	11	25	36	22	75	12	11	2	100

FG % 1st Half: 9-32 28.1% 2nd half: 15-32 46.9% Game: 24-64 37.5% Deadball Rebounds 3
3FG % 1st Half: 6-17 35.3% 2nd half: 7-16 43.8% Game: 13-33 39.4%
FT % 1st Half: 4-6 66.7% 2nd half: 10-17 58.8% Game: 14-23 60.9%

Long Beach St. 80 • 1-1,0-0 Big West

#	Player		Total		3-Ptr		Rebounds				PF	TP	A	TO	Blk	Stl	Min
			FG-FGA	FG-FGA	FT-FTA	Off	Def	Tot									
13	Romelle Mansel	f	3-6	0-0	0-0	4	6	10	4	6	1	1	0	0		28	
24	Joe Hampton	f	6-11	0-2	4-7	4	4	5	4	16	1	3	1	1		26	
01	Michael Carter III	g	5-7	1-2	9-10	0	2	4	4	20	2	4	0	2	34	34	
18	Isaiah Washington	g	8-17	1-3	4-5	2	6	8	3	21	7	0	0	0		36	
31	Chance Hunter	g	5-12	3-6	1-2	1	12	13	2	14	3	2	1	1		35	
00	RJ Rhoden		0-1	0-0	1-2	0	1	1	3	1	0	2	0	0		18	
05	Shaden Knight		0-2	0-2	0-0	0	1	1	2	0	1	1	0	0		11	
12	Jadon Jones		0-1	0-1	0-0	0	1	1	0	0	0	1	0	0		5	
32	Trevor Irish		1-2	0-0	0-0	0	1	1	0	2	0	0	0	0		7	
	Team					1	0	1									
	Totals		28-59	5-16	19-26	9	34	43	22	80	15	14	2	4		200	



2020-21 BOX SCORES

Official Basketball Box Score -- Game Totals -- Final Statistics Col. of Idaho vs Seattle U 12/17/20 6:00 pm at Seattle, WA (Redhawk Center)

Col. of Idaho 54 • 0-5

#	Player		Total		3-Ptr		Rebounds		PF	TP	A	TO	Blk	Stl	Min
			FG-FGA	FG-FGA	FT-FTA	Off	Def	Tot							
01	Derek Wadsworth	g	1-5	1-2	0-0	0	0	0	0	3	1	2	0	1	16
02	Ricardo Time	g	0-6	0-1	0-0	0	8	8	1	0	0	4	0	0	29
12	Jake O'Neill	g	2-6	0-2	0-0	0	0	0	1	4	1	2	0	0	17
20	Jalen Galloway	g	5-8	2-3	1-2	3	5	8	1	13	0	2	1	1	26
21	Connor Desaulniers	g	2-3	0-0	0-0	2	3	5	1	4	2	0	2	0	20
00	Elijah Jackson	g	0-2	0-1	3-6	2	2	4	0	3	1	3	0	1	22
03	Charles Elzie III	g	2-6	1-2	2-4	0	0	0	3	7	2	1	0	0	21
04	Tyler Robinett	g	0-2	0-2	0-0	0	1	1	2	0	0	1	0	0	9
05	Johnny Radford	g	2-6	1-3	2-2	0	1	1	5	7	1	2	0	0	16
10	Connor Cooper	g	0-0	0-0	0-0	0	0	0	0	0	0	0	0	0	1
15	Nathan Burman	g	1-3	1-3	0-0	0	0	0	1	3	0	0	0	0	5
25	Paul Wilson	g	3-6	0-0	2-4	6	1	7	2	8	1	1	0	0	17
32	Jacob Russell	g	0-0	0-0	2-2	0	1	1	0	2	0	0	0	0	1
	Team					0	2	2							
	Totals		18-53	6-19	12-20	13	24	37	17	54	9	18	3	3	200

FG % 1st Half: 10-24 41.7% 2nd half: 8-29 27.6% Game: 18-53 34.0%
3FG % 1st Half: 3-10 30.0% 2nd half: 3-9 33.3% Game: 6-19 31.6%
FT % 1st Half: 3-4 75.0% 2nd half: 9-16 56.3% Game: 12-20 60.0%

Seattle U 78 • 5-4,0-0 WAC

#	Player	Total		3-Ptr		Rebounds			PF	TP	A	TO	Blk	Stl	Min
		FG-FGA	FG-FGA	FT-FTA	Off	Def	Tot								
15	Emeka Udenyi	f	6-10	0-0	0-0	6	4	10	2	12	1	1	0	0	26
01	Vas Pandza	g	5-12	1-6	2-2	0	2	2	4	13	0	2	0	1	30
11	Riley Grigsby	g	6-14	1-6	2-2	1	2	3	2	15	0	1	1	0	34
12	Darion Trammell	g	3-7	1-4	9-9	0	3	3	2	16	6	3	0	0	35
33	Kobe Williamson	g	3-6	1-4	0-0	1	7	8	1	7	1	1	1	2	28
00	Rip Economou		0-3	0-2	0-0	0	1	1	0	0	1	0	0	2	5
02	Trey Hopkins		0-1	0-1	4-5	0	0	0	2	4	1	0	0	1	4
05	Joe Wall		0-0	0-0	0-0	0	0	0	2	0	0	0	0	0	3
13	Angelo Stuart		1-1	0-0	0-0	0	0	0	1	2	1	0	0	1	7
23	Daron Henson		1-3	1-3	0-0	0	1	1	0	3	0	0	0	0	12
25	Jared Pearre		3-6	0-0	0-2	2	3	5	0	6	2	1	4	1	16
Team						3	1	4							
Totals			28-63	5-26	17-20	13	24	37	16	78	13	9	6	8	200

FG % 1st Half: 15-36 41.7% 2nd half: 13-27 48.1% Game: 28-63 44.4%
3FG % 1st Half: 3-13 23.1% 2nd half: 2-13 15.4% Game: 5-26 19.2%
FT % 1st Half: 3-4 75.0% 2nd half: 14-16 87.5% Game: 17-20 85.0%

Officials: Rick Batsell,Nate Harris,Gregory Nixon
Technical fouls: Col. of Idaho-TEAM. Seattle U-None.
Attendance:

Score by periods	1st	2nd	Total
Col. of Idaho	26	28	54
Seattle U	36	42	78

Last FG - COFI 2nd-01:44, SU 2nd-02:31.
Largest lead - COFI by 4 1st-18:51, SU by 29 2nd-02:31.
COFI led for 05:44, SU led for 31:55. Game was tied for 02:21.

Score tied - 3 times.
Lead changed - 1 time.

Official Basketball Box Score -- Game Totals -- Final Statistics Seattle U vs California 12/22/20 2:00 pm at Berkeley, CA (Haas Pavilion)

Seattle U 65 • 5-5,0-0 WAC

#	Player		Total		3-Ptr	Rebounds							Min		
			FG-FGA	FG-FGA	FT-FTA	Off	Def	Tot	PF	TP	A	TO		Blk	Stl
15	Emeka Udenyi	f	7-10	0-0	0-0	6	4	10	3	14	3	0	0	1	37
01	Vas Pandza	g	2-8	1-5	2-2	0	1	1	4	7	0	0	0	0	26
11	Riley Grigsby	g	7-15	2-7	4-4	1	7	8	1	20	1	2	0	0	40
12	Darriorn Trammell	g	7-15	1-4	0-0	1	4	5	3	15	8	4	0	3	37
33	Kobe Williamson	g	3-6	1-4	0-0	1	6	7	2	7	1	1	1	0	38
00	Rip Economou		0-3	0-2	0-0	0	0	0	3	0	0	0	0	0	10
05	Joe Wall		0-1	0-1	0-0	0	0	0	1	0	0	0	0	0	3
13	Angelo Stuart		0-1	0-0	0-0	0	0	0	0	0	1	0	0	0	3
23	Daron Henson		0-0	0-0	0-0	0	0	0	0	0	0	0	0	0	0+
25	Jared Pearre		1-1	0-0	0-0	0	0	0	1	2	0	0	0	0	6
Team						0	1	1			1				
Totals			27-60	5-23	6-6	9	23	32	18	65	14	8	1	4	200

FG % 1st Half: 16-34 47.1% 2nd half: 11-26 42.3% Game: 27-60 45.0%
3FG % 1st Half: 3-12 25.0% 2nd half: 2-11 18.2% Game: 5-23 21.7%
FT % 1st Half: 2-2 100.0 2nd half: 4-4 100.0 Game: 6-6 100.0

California 70 • 5-4,0-2 Pac-12

#	Player		Total		3-Ptr		Rebounds			PF	TP	A	TO	Blk	Stl	Min
			FG-FGA	FG-FGA	FT-FTA	Off	Def	Total								
22	Andre Kelly	f	3-11	0-2	2-3	4	7	11	3	8	1	0	1	0	34	
21	Lars Thiemann	c	2-2	0-0	2-4	1	2	3	1	6	0	3	0	0	21	
00	Ryan Betley		5-10	3-5	4-7	0	3	3	0	17	3	0	0	1	37	
01	Joel Brown		5-9	2-5	0-1	1	3	4	3	12	1	3	0	1	36	
10	Makale Foreman	g	2-8	0-2	4-4	0	1	1	1	8	4	1	0	0	31	
02	Monty Bowser		1-2	0-1	1-1	0	0	0	0	3	0	2	0	0	4	
03	Jarred Hyder		2-4	0-2	1-1	0	3	3	1	5	3	0	0	0	17	
13	Kuany Kuany		5-7	1-2	0-0	3	1	4	2	11	1	1	1	1	17	
33	D.J. Thorpe		0-0	0-0	0-0	0	0	0	0	0	0	0	0	0	3	
	Team					0	3	3								
Totals			25-53	6-19	14-21	9	23	32	11	70	13	10	2	3	200	

FG % 1st Half: 13-29 44.8% 2nd half: 12-24 50.0% Game: 25-53 47.2%
3FG % 1st Half: 1-8 12.5% 2nd half: 5-11 45.5% Game: 6-19 31.6%
FT % 1st Half: 6-8 75.0% 2nd half: 8-13 61.5% Game: 14-21 66.7%

Officials: Ryan Holmes,Jeff Ketchu,Bill Vinovich
Technical fouls: Seattle U-None. California-None.
Attendance:

Score by periods	1st	2nd	Total
Seattle U	37	28	65
California	33	37	70

Points In Paint Off T/O 2nd Chance Fast Break Bench
SU 40 11 12 8 2
CAL 30 12 10 10 19

Last FG - SU 2nd-00:03, CAL 2nd-01:00.
Largest lead - SU by 11 1st-10:30, CAL by 8 2nd-00:31.
SU led for 35:25, CAL led for 04:18. Game was tied for 00:17.

Score tied - 0 times.
Lead changed - 5 times.

Official Basketball Box Score -- Game Totals -- Final Statistics Portland vs Seattle U 12/30/20 6:00 pm at Seattle, WA (Redhawk Center)

Portland 68 • 6-3,0-0 WCC

#	Player		Total		3-Ptr	Rebounds		PF	TP	A	TO	Blk	Stl	Min		
			FG-FGA	FG-FGA	FT-FTA	Off	Def								Tot	
13	Eddie Davis	f	3-9	1-2	0-1	0	8	8	2	7	2	1	1	3	36	
24	Michael Henn	f	2-7	1-2	2-2	3	2	5	4	7	1	2	0	1	26	
02	Ahmed Ali	g	5-12	2-6	7-8	1	2	3	2	19	4	2	0	2	32	
03	Isiah Dasher	g	5-14	1-2	1-1	2	3	5	3	12	1	2	0	0	28	
00	Latrell Jones	g	5-12	2-5	5-6	0	4	4	4	17	0	1	0	0	29	
11	Clythus Griffith Jr.		1-3	0-1	1-2	0	0	0	0	3	1	0	0	1	13	
01	Zac Triplett		0-0	0-0	0-0	0	0	0	0	0	0	0	0	0	2	
03	Chase Adams		0-3	0-2	0-0	0	1	1	3	0	0	1	0	0	8	
15	Hayden Curtiss		1-1	0-0	1-3	0	1	1	1	3	0	1	4	1	14	
20	Takiula Fahrensohn		0-3	0-2	0-0	0	4	4	1	0	0	0	0	0	12	
Team						2	1	3								
Totals				22-64	7-22	17-23	8	26	34	20	68	9	10	5	8	200

FG % 1st Half: 9-30 30.0% 2nd half: 13-34 38.2% Game: 22-64 34.4%
3FG % 1st Half: 3-11 27.3% 2nd half: 4-11 36.4% Game: 7-22 31.8%
FT % 1st Half: 11-12 91.7% 2nd half: 6-11 54.5% Game: 17-23 73.9%

Seattle U 84 • 6-5,0-0 WAC

Seattle U 84 76 59, 58 - WAC																
#	Player		Total		3-Ptr		Rebounds		PF	TP	A	TO	Blk	Stl	Min	
			FG-FGA	FG-FGA	FT-FTA	Off	Def	Tot								
15	Emeka Udenyi	f	2-3	0-0	0-2	2	9	11	4	4	3	2	0	0	33	
10	Aaron Nettles	g	1-5	1-4	0-0	0	2	2	5	3	1	2	0	1	21	
11	Riley Grigsby	g	8-16	4-9	2-3	2	8	10	2	22	4	6	1	1	39	
12	Darriorn Trammell	g	9-19	1-4	6-8	1	2	3	3	25	13	2	1	1	39	
33	Kobe Williamson	g	2-6	1-2	2-3	3	4	7	4	7	0	1	2	0	32	
02	Trey Hopkins		2-5	1-3	0-0	0	1	1	0	5	0	0	0	0	8	
05	Joe Wall		0-0	0-0	0-0	0	0	0	0	0	0	0	0	0	0+	
13	Angelo Stuart		0-2	0-1	0-0	0	0	0	0	0	0	0	0	0	5	
25	Jared Pearre		9-12	0-0	0-0	2	8	10	0	18	1	0	4	0	23	
Team						1	2	3								
Totals				33-68	8-23	10-16	11	36	47	18	84	22	13	8	3	200

FG % 1st Half: 16-31 51.6% 2nd half: 17-37 45.9% Game: 33-68 48.5%
3FG % 1st Half: 3-11 27.3% 2nd half: 5-12 41.7% Game: 8-23 34.8%
FT % 1st Half:



2020-21 BOX SCORES

Official Basketball Box Score -- Game Totals -- Final Statistics Utah Valley vs Seattle U 01/15/21 6:00 pm at Seattle, WA (Redhawk Center)

Utah Valley 93 • 5-5,3-0 WAC

#	Player	Total		3-Ptr		Rebounds		PF	TP	A	TO	Blk	Stl	Min
		FG-FGA	FG-FGA	FT-FTA	FT-FTA	Off	Def							
02	Evan Cole	4-8	0-2	4-5	4-5	3	8	11	4	12	3	3	1	40
11	Fardaws Aimaq	8-12	0-0	13-15	13-15	4	10	14	4	29	0	3	4	41
03	Blaze Nield	2-6	1-4	1-1	1-1	0	2	2	4	6	3	1	0	28
04	Trey Woodbury	8-12	2-3	2-5	2-5	0	5	5	4	20	0	7	0	35
22	Jamison Overton	7-14	0-1	7-10	7-10	1	2	3	5	21	3	3	0	39
01	LeTre Dardthard	1-3	1-2	0-1	0-1	0	2	2	3	3	0	1	0	16
05	Tim Fuller	0-0	0-0	0-0	0-0	0	0	0	0	0	0	0	0	6
10	Jaden McClanahan	0-2	0-2	1-2	1-2	0	3	3	4	1	0	3	0	17
15	Asa McCord	0-0	0-0	1-2	1-2	0	0	0	1	1	0	1	0	3
Team														
Totals		30-57	4-14	29-41	29-41	9	36	45	29	93	9	22	5	225
FG % 1st Half: 14-26		53.8%		2nd half: 14-26		53.8%		OT: 2-5		40.0%		Game: 30-57		52.6%
3FG % 1st Half: 1-6		16.7%		2nd half: 2-6		33.3%		OT: 1-2		50.0%		Game: 4-14		28.6%
FT % 1st Half: 10-14		71.4%		2nd half: 11-17		64.7%		OT: 8-10		80.0%		Game: 29-41		70.7%
Deadball Rebounds														8,1

Seattle U 92 • 7-6,0-1 WAC

#	Player	Total		3-Ptr		Rebounds		PF	TP	A	TO	Blk	Stl	Min
		FG-FGA	FG-FGA	FT-FTA	FT-FTA	Off	Def							
15	Emeka Udenyi	3-9	0-0	0-0	0-0	3	2	5	3	6	0	2	1	42
10	Aaron Nettles	5-12	2-7	7-7	7-7	0	2	2	3	19	0	2	0	42
11	Riley Grigsby	5-16	2-6	8-9	8-9	0	3	3	5	20	0	2	0	43
12	Darrion Trammell	7-22	3-5	9-10	9-10	2	5	7	5	26	4	3	0	54
33	Kobe Williamson	0-4	0-3	1-2	1-2	0	2	2	5	1	1	1	0	22
00	Rip Economou	0-0	0-0	0-0	0-0	0	1	1	3	0	0	0	0	1
01	Vas Pandza	3-7	2-3	2-2	2-2	0	0	0	0	10	0	0	0	12
02	Trey Hopkins	1-1	0-0	2-4	2-4	1	0	1	3	4	0	0	0	7
05	Joe Wall	0-0	0-0	0-0	0-0	0	0	0	0	0	0	0	0	0+
13	Angelo Stuart	0-0	0-0	0-0	0-0	0	0	0	0	0	0	0	0	0+
23	Daron Henson	0-0	0-0	0-0	0-0	0	0	0	0	0	0	0	0	3
25	Jared Pearre	1-2	0-0	4-6	4-6	2	3	5	2	6	0	1	1	19
Team														
Totals		25-73	9-24	33-40	33-40	13	20	33	29	92	5	11	3	225
FG % 1st Half: 14-36		38.9%		2nd half: 9-28		32.1%		OT: 2-9		22.2%		Game: 25-73		34.2%
3FG % 1st Half: 6-12		50.0%		2nd half: 2-9		22.2%		OT: 1-3		33.3%		Game: 9-24		37.5%
FT % 1st Half: 9-9		100.0		2nd half: 17-21		81.0%		OT: 7-10		70.0%		Game: 33-40		82.5%
Deadball Rebounds														5,2

Officials: Bob Staffen, Eric Curry, Kevin Brill
Technical fouls: Utah Valley-Jaden McClanahan; Trey Woodbury, Seattle U-Jared Pearre.
Attendance: 582

Score by periods	1st	2nd	OT	Total
Utah Valley	39	41	13	93
Seattle U	43	37	12	92

Points	In	Off	2nd	Fast	Bench
UVU	44	12	14	13	5
SU	26	34	12	13	20

Last FG - UVU OT-00:05, SU OT-03:24.
Largest lead - UVU by 3 1st-18:29, SU by 12 1st-11:17.
UVU led for 03:53, SU led for 37:03. Game was tied for 04:04.

Score tied - 16 times.
Lead changed - 14 times.

Official Basketball Box Score -- Game Totals -- Final Statistics Seattle U vs Dixie St. 02/06/21 7:00 pm at St. George, UT (Burns Arena)

Seattle U 77 • 8-7,1-2 WAC

#	Player	Total		3-Ptr		Rebounds		PF	TP	A	TO	Blk	Stl	Min
		FG-FGA	FG-FGA	FT-FTA	FT-FTA	Off	Def							
15	Emeka Udenyi	2-2	0-0	1-2	1-2	4	3	7	3	4	4	3	0	33
10	Aaron Nettles	4-10	1-6	7-9	7-9	0	1	1	2	16	1	3	0	40
12	Darrion Trammell	9-11	5-8	3-4	3-4	0	2	2	4	30	1	8	1	39
24	Nate Robinson	1-4	0-1	2-2	2-2	0	1	1	0	4	0	0	0	13
33	Kobe Williamson	3-9	1-4	1-2	1-2	1	10	11	4	8	1	2	2	36
00	Rip Economou	3-6	3-5	0-0	0-0	1	2	3	5	9	0	0	0	16
01	Vas Pandza	0-3	0-1	6-6	6-6	0	5	5	0	6	0	0	0	13
05	Joe Wall	0-0	0-0	0-0	0-0	0	0	0	0	0	0	0	0	1
13	Angelo Stuart	0-3	0-2	0-0	0-0	0	0	0	0	0	0	0	0	2
25	Jared Pearre	0-0	0-0	0-2	0-2	1	0	1	2	0	1	1	0	7
Team														
Totals		24-57	10-27	19-27	19-27	9	29	38	20	77	8	17	3	200
FG % 1st Half: 13-32		40.6%		2nd half: 11-25		44.0%		Game: 24-57		42.1%		Deadball Rebounds		4,1
3FG % 1st Half: 5-13		38.5%		2nd half: 5-14		35.7%		Game: 10-27		37.0%				
FT % 1st Half: 5-7		71.4%		2nd half: 14-20		70.0%		Game: 19-27		70.4%				

Dixie St. 56 • 6-9,2-6 WAC

#	Player	Total		3-Ptr		Rebounds		PF	TP	A	TO	Blk	Stl	Min
		FG-FGA	FG-FGA	FT-FTA	FT-FTA	Off	Def							
22	Frank Staine	2-9	0-2	1-2	1-2	4	6	7	4	5	3	2	0	30
44	Hunter Schofield	7-11	0-1	1-3	1-3	1	6	7	4	15	2	2	0	35
50	Jared Greene	1-4	0-0	0-0	0-0	2	2	4	1	2	0	1	1	12
12	Cameron Gooden	4-11	2-6	7-9	7-9	0	0	0	3	17	2	6	0	31
14	Dason Youngblood	2-6	0-0	0-0	0-0	0	3	3	1	4	1	2	0	22
10	Brook Gilbert	1-2	1-2	0-0	0-0	1	1	2	2	3	1	1	0	7
20	Jamar Ergas	0-0	0-0	0-0	0-0	0	0	0	0	0	0	0	0	1
02	Andre Mulibea	0-5	0-2	0-0	0-0	0	1	1	3	0	0	2	0	16
32	Lleyton Parker	1-2	1-2	0-0	0-0	0	2	2	3	0	3	0	1	15
40	Trevon Allfrey	0-2	0-1	0-0	0-0	0	2	2	0	0	0	0	0	6
52	Mark Hatch	0-0	0-0	0-0	0-0	0	0	0	0	0	0	0	0	1
54	Isaiah Pope	1-5	0-2	5-6	5-6	1	4	5	2	7	0	4	1	24
Team														
Totals		19-57	4-18	14-20	14-20	14	28	42	22	56	9	23	2	200
FG % 1st Half: 9-28		32.1%		2nd half: 10-29		34.5%		Game: 19-57		33.3%		Deadball Rebounds		0
3FG % 1st Half: 1-8		12.5%		2nd half: 3-10		30.0%		Game: 4-18		22.2%				
FT % 1st Half: 6-8		75.0%		2nd half: 8-12		66.7%		Game: 14-20		70.0%				

Officials: Nate Harris, Tom Spitznagel, Ruben Ramos
Technical fouls: Seattle U-None. Dixie St.-None.
Attendance: 645

Score by periods	1st	2nd	Total
Seattle U	36	41	77
Dixie St.	25	31	56

Points	In	Off	2nd	Fast	Bench
SU	20	22	13	6	15
DIXIE	26	20	14	6	13

Last FG - SU 2nd-00:47, DIXIE 2nd-01:46.
Largest lead - SU by 21 2nd-00:47, DIXIE by 2 1st-18:21.
SU led for 34:17, DIXIE led for 01:40. Game was tied for 04:03.

Score tied - 4 times.
Lead changed - 3 times.

Official Basketball Box Score -- Game Totals -- Final Statistics Seattle U vs Dixie St. 02/05/21 7:00 pm at St. George, UT (Burns Arena)

Seattle U 76 • 7-7,0-2 WAC

||
||
||



2020-21 BOX SCORES

Official Basketball Box Score -- Game Totals -- Final Statistics New Mexico St. vs Seattle U 02/13/21 8:00 pm at Seattle, WA (Redhawk Center)

New Mexico St. 65 • 5-5,2-4 WAC

#	Player		Total		3-Ptr	Rebounds			PF	TP	A	TO	Blk	Stl	Min
			FG-FA	FG-FA	FT-FTA	Off	Def	Tot							
02	Donnie Tillman	f	0-1	0-0	0-0	1	1	2	5	0	1	2	0	0	12
35	Johnny McCants	r	3-5	2-4	8-10	3	2	5	2	16	2	1	1	0	31
03	Evan Gilyard II	g	3-7	1-4	0-2	1	1	2	3	7	6	4	0	0	30
05	Clayton Henry	r	4-9	2-5	0-0	5	5	10	3	10	1	2	0	0	36
10	Jabari Rice	g	6-12	4-6	3-4	1	5	6	0	19	0	3	1	0	36
00	C.J. Roberts		0-0	0-0	0-0	0	0	0	1	0	0	1	0	0	4
11	Kalen Williams		2-3	1-2	0-0	1	3	4	1	5	1	1	0	0	16
14	Marcus Watson		0-3	0-3	0-0	0	3	3	0	0	0	0	0	1	4
22	Wilfried Likayi		2-7	1-4	0-1	1	1	2	2	5	1	0	0	0	12
24	Will McNair		0-4	0-0	0-0	5	3	8	4	0	0	0	0	0	12
55	Gerald Doakes		1-6	1-4	0-0	0	0	0	0	3	0	0	0	0	7
Team						1	2	3			1				
Totals			21-57	12-32	11-17	19	26	45	21	65	12	15	2	1	200

FG % 1st Half: 12-30 40.0% 2nd half: 9-27 33.3% Game: 21-57 36.8% Deadball Rebounds 4,2
3FG % 1st Half: 5-13 38.5% 2nd half: 7-19 36.8% Game: 12-32 37.5%
FT % 1st Half: 3-4 75.0% 2nd half: 8-13 61.5% Game: 11-17 64.7%

Seattle U 58 • 9-8,2-3 WAC

#	Player		Total		3-Ptr	Rebounds			PF	TP	A	TO	Blk	Stl	Min
			FG-FGA	FG-FGA	FG-FTA	Off	Def	Tot							
15	Emeka Udenyi	f	3-3	0-0	0-0	3	6	9	2	6	1	1	0	0	27
10	Aaron Nettles	g	1-5	1-3	1-2	0	1	1	2	4	1	0	0	0	35
11	Riley Grigsby	g	5-13	2-8	5-6	0	5	5	4	17	0	0	1	2	38
12	Darrion Trammell	g	4-16	2-7	6-9	0	3	3	2	16	3	6	0	1	39
33	Kobe Williamson	g	1-2	1-2	2-2	1	2	3	4	5	0	2	2	1	26
00	Rip Economou		1-3	1-3	0-0	1	0	1	2	3	0	0	0	0	7
01	Vas Pandza		0-1	0-1	0-0	1	0	1	1	0	0	0	0	0	4
05	Joe Wall		0-0	0-0	0-0	0	0	0	0	0	0	0	0	0	1
23	Daron Henson		0-3	0-3	0-0	0	0	0	1	0	0	0	0	0	8
24	Nate Robinson		2-4	1-2	2-2	0	1	1	0	7	0	0	0	0	15
	Team					0	0	0							
Totals			17-50	8-29	16-21	6	18	24	18	58	5	9	3	4	200

FG % 1st Half: 7-24 29.2% 2nd half: 10-26 38.5% Game: 17-50 34.0% Deadball Rebounds 4,1
3FG % 1st Half: 4-15 26.7% 2nd half: 4-14 28.6% Game: 8-29 27.6%
FT % 1st Half: 5-6 83.3% 2nd half: 11-15 73.3% Game: 16-21 76.2%

Officials: Doug Sturdivan,Brent Watts,Martin Cichocki
Technical fouls: New Mexico St.-None. Seattle U-None.
Attendance:

Score by periods	1st	2nd	Total
New Mexico St.	32	33	65
Seattle U	23	35	58

Points	In	Off	2nd	Fast	Bench
NMSU	16	3	20	5	13
SU	16	9	10	5	10

Last FG - NMSU 2nd-00:25, SU 2nd-00:35.
Largest lead - NMSU by 14 2nd-13:44, SU by 3 1st-19:42.
NMSU led for 30:37. SU led for 06:06. Game was tied for 03:17.

Score tied - 3 times.
Lead changed - 5 times.

Official Basketball Box Score -- Game Totals -- Final Statistics Grand Canyon vs Seattle U 02/26/21 6:00 pm at Seattle, WA (Redhawk Center)

Grand Canyon 57 • 13-5,7-2 WAC

#	Player		Total		3-Ptr	Rebounds			PF	TP	A	TO	Blk	Stl	Min
			FG-FGA	FG-FGA	FT-FTA	Off	Def	Total							
04	Oscar Frayer	f	0-3	0-2	0-0	0	1	1	0	0	0	1	0	0	6
25	Alessandro Lever	c	8-13	3-7	5-7	1	1	2	4	24	3	2	1	0	32
33	Asbjorn Midtgaard	c	6-6	0-0	3-5	4	8	12	4	15	0	1	1	0	32
03	Mikey Dixon	g	1-7	0-3	0-0	0	3	3	2	2	1	0	0	0	19
10	Jovan Blacksher Jr.	g	2-14	1-4	0-0	0	3	3	4	5	5	5	0	1	33
00	Sean Miller-Moore		0-2	0-1	0-0	0	1	1	3	0	0	2	0	0	7
01	Dima Zdor		0-0	0-0	0-0	0	0	0	0	0	0	1	0	0	2
02	Chance McMillian		0-3	0-2	0-0	1	4	5	1	0	0	0	0	0	17
11	Rashad Smith		0-2	0-2	0-0	0	2	2	1	0	2	1	0	1	12
21	Liam Lloyd		2-2	2-2	0-0	1	2	3	1	6	2	3	0	0	29
30	Gabe McGlothlan		2-3	0-0	1-2	1	2	3	2	5	0	2	0	0	15
	Team					5	1	6							
	Totals		21-55	6-23	9-14	13	28	41	22	57	13	19	2	2	200

FG % 1st Half: 10-28 35.7% 2nd half: 11-27 40.7% Game: 21-55 38.2% Deadball Rebounds 2,1
3FG % 1st Half: 3-11 27.3% 2nd half: 3-12 25.0% Game: 6-23 26.1%
FT % 1st Half: 3-4 75.0% 2nd half: 6-10 60.0% Game: 9-14 64.3%

Seattle U 63 • 10-8,3-3 WAC

#	Player		Total			3-Ptr	Rebounds			PF	TP	A	TO	Blk	Stl	Min
			FG-FGA	FG-FGA	FT-FTA	Off	Def	Tot								
15	Emeka Udenyi	f	3-5	0-0	1-4	5	5	10	5	7	1	1	1	0	33	
11	Riley Grigsby		6-16	1-6	0-0	1	3	4	3	13	1	4	2	1	39	
12	Darrion Trammell	g	3-13	1-4	10-11	0	5	5	1	17	7	3	0	1	38	
24	Nate Robinson		2-6	1-2	5-8	2	0	2	3	10	1	1	2	2	30	
33	Kobe Williamson	g	5-12	3-10	1-1	2	1	3	4	14	0	0	0	0	28	
00	Rip Economou		0-2	0-2	0-1	1	3	4	1	0	0	0	0	1	20	
01	Vas Pandza		1-1	0-0	0-0	0	1	1	2	2	0	0	0	0	4	
13	Angelo Stuart		0-0	0-0	0-0	0	0	0	0	0	0	0	0	0	0+	
23	Daron Henson		0-1	0-1	0-0	0	0	0	0	0	0	0	0	0	2	
25	Jared Pearre		0-0	0-0	0-0	0	1	1	0	0	0	0	0	0	6	
Team						1	2	3								
Totals			20-56	6-25	17-25	12	21	33	19	63	10	9	5	5	200	

FG % 1st Half: 8-26 30.8% 2nd half: 12-30 40.0% Game: 20-56 35.7% Deadball Rebounds 3,3
3FG % 1st Half: 3-12 25.0% 2nd half: 3-13 23.1% Game: 6-25 24.0%
FT % 1st Half: 6-10 60.0% 2nd half: 11-15 73.3% Game: 17-25 68.0%

Officials: Tom Spitznagel,Eric Curry,Randy McCall
Technical fouls: Grand Canyon-TEAM. Seattle U-TEAM.
Attendance:

Score by periods	1st	2nd	Total
Grand Canyon	26	31	57
Seattle U	25	38	63

Points	In	Off	2nd	Fast	Bench
GCU	18	15	19	3	11
SU	18	15	15	7	2

Last FG - GCU 2nd-03:15, SU 2nd-02:57.
Largest lead - GCU by 4 1st-01:46, SU by 16 2nd-11:58.
GCU led for 04:12. SU led for 33:08. Game was tied for 02:40.

Score tied - 1 time.
Lead changed - 2 times.

Official Basketball Box Score -- Game Totals -- Final Statistics Grand Canyon vs Seattle U 02/27/21 6:00 pm at Seattle, WA (Redhawk Center)

Grand Canyon 81 • 14-5,8-2 WAC

#	Player		Total		3-Ptr	Rebounds					PF	TP	A	TO	Blk	Stl	Min
			FG-FGA	FG-FGA	FT-FTA	Off	Def	Tot									
04	Oscar Frayer	f	1-2	1-2	0-0	0	3	3	4	3	0	4	1	0		22	
25	Alessandro Lever	c	5-9	2-3	2-3	3	3	6	2	14	1	5	0	0		34	
33	Asbjorn Midtgaard	c	3-5	0-0	10-12	4	12	16	3	16	1	3	0	2		36	
03	Mikey Dixon	g	5-10	3-6	1-2	0	1	1	2	14	1	1	0	0		28	
10	Jovan Blacksher Jr.	g	5-14	1-4	6-6	0	4	4	2	17	7	4	0	3		36	
00	Sean Miller-Moore		0-2	0-2	2-2	1	2	3	2	2	6	0	0	0		18	
02	Chance McMillian		3-7	2-6	0-0	0	0	0	2	8	2	0	0	0		16	
30	Gabe McGlothlan		3-3	0-0	1-2	1	3	4	4	7	0	1	0	0		10	
	Team					4	1	5									
	Totals		25-52	9-23	22-27	13	29	42	21	81	18	18	1	5		200	

FG % 1st Half: 11-24 45.8% 2nd half: 14-28 50.0% Game: 25-52 48.1% Deadball Rebounds 2,1
3FG % 1st Half: 5-10 50.0% 2nd half: 4-13 30.8% Game: 9-23 39.1%
FT % 1st Half: 6-9 66.7% 2nd half: 16-18 88.9% Game: 22-27 81.5%

Seattle U 71 • 10-9,3-4 WAC

#	Player		Total		3-Ptr	Rebounds			PF	TP	A	TO	Blk	Stl	Min
			FG-FGA	FG-FGA		FT-FTA	Off	Def							
15	Emeka Udenyi	f	2-5	0-0	2-2	2	2	4	3	6	1	1	1	1	26
11	Riley Grigsby	g	10-20	1-3	4-4	1	3	4	4	25	1	1	0	2	36
12	Darrion Trammell	g	7-18	3-6	11-11	0	4	4	5	28	5	4	0	1	38
24	Nate Robinson	g	0-2	0-1	0-0	0	2	2	3	0	0	1	0	1	29
33	Kobe Williamson	g	3-6	1-3	0-0	2	0	2	5	7	1	0	1	1	29
00	Rip Economou		0-2	0-2	0-0	0	0	0	1	0	0	1	0	0	9
01	Vas Pandza		2-6	1-4	0-0	0	2	2	2	5	0	2	0	0	20
05	Joe Wall		0-0	0-0	0-0	0	1	1	1	0	0	1	0	0	6
23	Daron Henson		0-1	0-1	0-0	1	1	2	1	0	0	1	0	1	7
25	Jared Pearre		0-0	0-0	0-0	0	0	0	0	0	0	0	0	0	0+
35	Matthew Levis		0-0	0-0	0-0	0	0	0	0	0	0	0	0	0	0+
	Team					0	0	0							
	Totals		24-60	6-20	17-17	6	15	21	25	71	9	11	2	7	200