



UTSA ROADRUNNERS BASKETBALL

ATHLETICS COMMUNICATIONS CONTACTS: Brent Ingram (brent.ingram@utsa.edu; C: 210-845-8651 or Brady Meister brady.meister@utsa.edu; C: 712-870-3423)

NOVEMBER (5-3)

09	TRINITY [Texas]	W, 97-66
12	at Oklahoma	L, 96-44
15	TEXAS A&M-COMMERCE	L, 65-62
16	DENVER ^	W, 78-64
17	IUPUI ^	W, 60-57
21	TEXAS A&M-COPRUS CHRISTI ^	L, 77-58
24	LAMAR	W, 79-73
29	ST. MARY'S	W, 75-65

DECEMBER (1-3)

02	at Grand Canyon	L, 74-71
11	vs. Sam Houston #	W, 78-73
17	UTRGV	L, 68-50
21	at Illinois State	L, 81-64
22	OUR LADY OF THE LAKE PPD (OLLU COVID)	
30	at Middle Tennessee *	PPD (MT COVID)

JANUARY (2-8)

01	at UAB *	L, 87-59
03	DALLAS CHRISTIAN	W, 101-48
06	SOUTHERN MISS *	L, 74-73
08	LOUISIANA TECH *	L, 79-63
13	at Old Dominion *	L, 83-51
15	at Charlotte *	L, 62-53
20	at UTEP *	L, 69-64
23	UTEP *	L, 59-54
27	FIU *	W, 73-66
29	FLORIDA ATLANTIC *	L, 73-64

FEBRUARY (1-6)

03	at Rice *	L, 91-78
05	at North Texas *	L, 69-45
07	at Middle Tennessee *	L, 84-75
12	WESTERN KENTUCKY *	L, 71-65
17	at Southern Miss *	W, 98-79 (ot)
19	at Louisiana Tech *	L, 95-71
24	UAB *	L, 68-56

MARCH (0-1)

03	NORTH TEXAS *	L, 59-48
05	RICE *	2 p.m.
09	C-USA First Round !	TBD
10	C-USA Quarterfinals !	TBD
11	C-USA Semifinals !	TBD
12	C-USA Championship !	TBD

Home Game at the Convocation Center
 ^ - 210 San Antonio Shootout (San Antonio, Texas)
 * - Conference USA Game
 ! - Conference USA Championship (Frisco, Texas)
 All times CENTRAL
 Dates and times subject to change

THE UTSA BASKETBALL SHOW

SELECTED DATES

Hosted by Andy Everett, **The UTSA Basketball Show Show** airs on select days during the Conference USA season. Fans can join the show live at the SandBox, at the corner of Babcock and UTSA Blvd. via a live stream on the UTSA Athletics Facebook page, or tune in to The Ticket 760 and Ticket760.com and everywhere fans want to listen via the free all-in-one iHeartRadio app.

March 7



UTSA ROADRUNNERS

(9-21, 2-15 C-USA)



RICE OWLS

(15-14, 7-10 C-USA)

2 p.m. • March 5

Convocation Center • San Antonio

HEADLINES AND STORYLINES

- The Roadrunners wrap up their regular-season schedule with Rice on Saturday, marking the second meeting in the series that saw the Owls claim a 91-78 win in Houston on Feb. 3.
- UTSA will face Southern Miss at 7 p.m. in the first round of the C-USA Championships on Tuesday in Frisco.
- Jacob Germany owns a career-high nine double-doubles on the year and leads the team in points and rebounds.
- Germany ranks among the program leaders in points scored, rebounds and blocks.
- UTSA is in the midst of an exciting time on campus as the move to The American Conference was announced in the fall of 2021. UTSA has been a member of Conference USA since 2014 after a season in the Western Athletic Conference following a long history in the Southland.
- The Roadrunners are replacing the two top scorers in program history in 2021-22, in guards Jhivvan Jackson and Keaton Wallace. The pair rank 1-2 in the UTSA record books in career scoring, with Jackson totaling the 52nd most points in college basketball history and Wallace chipping in 2,080 points, the 458th most in NCAA annals.
- UTSA is under the direction of sixth-year head coach Steve Henson, a member of the Kansas State Athletics Hall of Fame and the 2017-18 C-USA Coach of the Year. Henson played seven seasons in the NBA and is one of 24 current head coaches in the NCAA who played in the NBA.

SETTING THE SCENE

Live video ESPN+
 Lincoln Rose (play-by-play)
 Karl Schoening (analyst)
 Jazz Wormley (sideline)

Radio Ticket 760 AM
 Andy Everett (play-by-play)
 Tim Carter (analyst)
 Pregame show starts 30 minutes before tipoff

Series vs. Rice: UTSA leads, 10-8
Last Meeting: Rice won, 91-78
 Feb. 3, 2022 (Houston)

UTSA HEAD COACH

STEVE HENSON

(Kansas State, 1990)

Career Record: 88-100 (6th year)

UTSA Record: same vs. Rice: 5-4

RICE HEAD COACH

SCOTT PERA

(Penn State, 1989)

Career Record: 65-86 (4th year)

Rice Record: same vs. UTSA: 3-3

WE ARE UTSA

When referencing University of Texas at San Antonio Athletics, PLEASE USE THE ACRONYM **UTSA** AND THE NICKNAME **ROADRUNNERS**. Please refrain from using UT-San Antonio, Texas-San Antonio, UT-SA, or any other variation.



UTSA ROADRUNNERS AT A GLANCE

Potential Starters	Pos.	Ht.	Wt.	Cl.-Exp.	Hometown	G-GS	PPG	RPG	Other
1 Darius McNeill	G	6-3	185	Sr.-TR	Houston, Texas	27-20	6.7	2.4	8.2 ppg in league
10 Erik Czumbel	G	6-3	200	Jr.-2L	Verona, Italy	30-14	4.1	2.3	78-33 asst.-turn. ratio
11 Lachlan Bofinger	F	6-6	220	So.-1L	Sydney, Australia	30-10	3.2	3.8	15 mpg
24 Jacob Germany	C	6-11	235	Jr.-2L	Kingston, Okla.	30-30	14.8	7.3	9 double-doubles
32 Isaiah Addo-Ankrah	G	6-6	200	So.-1L	Houston, Texas	20-4	4.8	1.5	40.6% from 3

Key Reserves	Pos.	Ht.	Wt.	Cl.-Exp.	Hometown	G-GS	PPG	RPG	Other
3 Dhieu Deing	G	6-5	180	Jr.-TR	High Point, N.C.	23-13	14.0	5.5	53 made 3's
4 Josh Farmer	G	6-9	195	Fr.-HS	Houston, Texas	22-0	2.4	2.4	9.6 mpg
12 Phoenix Ford	F	6-8	225	R-Sr.-2L	St. Petersburg, Fla.	27-6	2.6	3.3	15.9 mpg
20 Lamin Sabally	G	6-7	195	Fr.-HS	Berlin, Germany	20-10	3.1	2.7	12.8 mpg
22 Christian Tucker	G	6-3	170	Fr.-HS	Chandler, Ariz.	23-6	3.6	1.7	15.7 mpg






32

Isaiah Addo-Ankrah
G, 6-6, 200, So.
Houston, Texas



2

Aleu Aleu
G/F, 6-8, 180, Jr.
Austin, Texas




0

Cedrick Alley Jr.
F, 6-6, 230, Sr.
Houston, Texas



11

Lachlan Bofinger
F, 6-6, 220, So.
Sydney, Australia



10

Erik Czumbel
G, 6-3, 200, Jr.
Verona, Italy




3

Dhieu Deing
G, 6-5, 175, Jr.
High Point, N.C.



4

Josh Farmer
F, 6-9, 195, Fr.
Houston, Texas



12

Phoenix Ford
F, 6-8, 225, R-Sr.
St. Petersburg, Fla.



24

Jacob Germany
C, 6-11, 235, Jr.
Kingston, Okla.



13

Artan Jabbar
G, 5-11, 185, Jr.
Fort Worth, Texas



5

Azavier Johnson
G, 6-5, 205, Fr.
Las Vegas, Nev.



1

Darius McNeill
G, 6-3, 185, Sr.
Houston, Texas



25

Adrian Rodriguez
F, 6-7, 245, R-Sr.
Tulsa, Okla.



20

Lamin Sabally
G, 6-7, 195, Fr.
Berlin, Germany



22

Christian Tucker
G, 6-3, 170, Fr.
Chandler, Ariz.



HC

Steve Henson
Head Coach
Sixth Year



AHC

Mike Peck
Associate Head Coach
Sixth Year



AC

Scott Thompson
Assistant Coach
Sixth Year



AC

Adam Hood
Assistant Coach
Sixth Year



DBO

Jeff Luster
Director of Operations
Seventh Year



GA

Joseph Klein
Graduate Assistant Manager
First Year




SC

Christian Wood
Director of Basketball Performance
Third Year



AT

Josh Modica
Athletics Trainer
Ninth Year



VC

Weston Kartes
Video Coordinator
First Year



(AS OF MARCH 4)

Western Division

Rk.	Institution	C-USA	Overall
1.	North Texas	16-1	23-4
2.	UAB	13-4	23-7
3.	Louisiana Tech	12-5	21-8
4.	UTEP	10-7	17-12
5.	Rice	7-10	15-14
6.	UTSA	2-15	9-21
7.	Southern Miss	1-16	6-24

Eastern Division

Rk.	Institution	C-USA	Overall
1.	Middle Tennessee	13-4	22-8
2.	WKU	10-7	18-12
3.	Florida Atlantic	10-7	17-13
4.	Charlotte	9-8	16-13
5.	Old Dominion	7-10	12-18
6.	FIU	5-12	15-15
7.	Marshall	4-13	11-19



UTSA QUICK FACTS

GENERAL INFORMATION

Name of Institution: The University of Texas at San Antonio
Location: San Antonio, Texas
Founded: 1969
Enrollment: 34,742
Nickname: Roadrunners
School Colors: Navy Blue (PMS 289), Orange (PMS 1665) & White
Arena (Capacity): Convocation Center (2,650)
Year Opened: 1975
Conference: Conference USA
President: Dr. Taylor Eighmy (Tufts, 1980)
Director of Athletics: Dr. Lisa Campos (Colorado State)
Athletic Department Phone: 210.458.4161
Ticket Office Phone: 210.458.UTSA (8872)

TEAM INFORMATION

2020-21 Overall Record: 15-11
Home: 12-2
Away: 2-8
Neutral: 1-1
Conference Record/Finish: 9-7/7th
Lettermen Returning/Lost: 9/5
Starters Returning/Lost: 2/3
Newcomers: 7

HISTORY

First Year of Basketball: 1981-82
All-Time Record: 601-608
All-Time Conference USA Record -- since 2013-14: 52-87
All-Time Conference USA Tournament Record -- since 2013-14: 3-8
Conference Regular Season Championships: 3
 1990-91 (Trans America Athletic Conference) • 1991-92 (Southland Conference) • 2003-04 (Southland)
Conference Tournament Championships: 4
 1988 (Trans America Athletic Conference) • 1999 (Southland Conference) • 2004 (Southland) • 2011 (Southland)
NCAA Tournament Appearances/Record: 4/1-4 (.200)
 1988 • 1999 • 2004 • 2011
Last NCAA Postseason Opponent/Result: 2011

2021-22 UTSA ROADRUNNERS

No.	Name	Pos.	Ht.	Wt.	Yr.-Exp.	Hometown/Previous School
0	Cedrick Alley Jr.	F	6-6	230	R-Sr.-1L	Houston, Texas/Klein Forest HS/Houston
1	Darius McNeill	G	6-3	185	Sr.-TR	Houston, Texas/Westfield HS/Cal/SMU
2	Aleu Aleu	G/F	6-8	180	Jr.-TR	Austin, Texas/Austin HS/Temple CC
3	Dhieu Deing	G	6-5	175	Jr.-TR	High Point, N.C./High Point Central HS/USC Aiken/Dodge City
4	Josh Farmer	F	6-9	195	Fr.-HS	Houston, Texas/Sharpstown HS
5	Azavier Johnson	G	6-5	205	Fr.-HS	Las Vegas, Nev./Faith Lutheran HS
10	Erik Czumbel	G	6-3	200	Jr.-2L	Verona, Italy/Liceo Leonardo da Vinci
11	Lachlan Bofinger	F	6-6	220	So.-1L	Sydney, Australia/Montverde Academy (Fla.)
12	Phoenix Ford	F	6-8	225	R-Sr.-2L	St. Petersburg, Fla./St. Petersburg HS/Richmond/Mississippi Gulf Coast
13	Artan Jabbar	G	5-11	185	Jr.-1L	Fort Worth, Texas/Southwest Christian School/Dallas Baptist
20	Lamin Sabally	G	6-7	195	Fr.-HS	Berlin, Germany/Bella Vista [Ariz.] Prep
22	Christian Tucker	G	6-3	170	Fr.-HS	Chandler, Ariz./Gilbert Perry HS
24	Jacob Germany	C	6-11	235	Jr.-2L	Kingston, Okla./Kingston HS
25	Adrian Rodriguez	F	6-7	245	R-Sr.-3L	Tulsa, Okla./Union HS
32	Isaiah Addo-Ankrah	G	6-6	200	So.-1L	Houston, Texas/Second Baptist HS

Head Coach: Steve Henson (Sixth season • Kansas State, 1990)
Associate Head Coach: Mike Peck (Sixth season • Northwood, 1993)
Assistant Coach: Scott Thompson (Sixth season • Mississippi, 2002)
Assistant Coach: Adam Hood (Sixth season • Air Force, 2008)
Director of Operations: Jeff Luster (Seventh season • Tabor College, 1996)
Athletic Trainer: Josh Modica (Ninth season • Missouri State, 2010)
Director of Basketball Performance: Christian Wood (Third season • Our Lady of the Lake University, 2017)
Video Coordinator: Weston Kartes (First season • Alma College, 2016)
Graduate Assistant Manager: Joseph Klein (First season • Arizona, 2021)
Student Managers: Ethan Gager, Jordan Litofsky, Todd Torres

PRONUNCIATION GUIDE

2	Aleu (AHH-ley-you) Aleu (AHH-ley-you)
3	Dhieu (Dih) Deing (DING)
4	Artan (ARR-tin) Jabbar (JAH-bar)
5	Azavier (like A-Xavier) Johnson
10	Erik Czumbel (ZUM-bel)
11	Lachlan (LOCK-lan) Bofinger (BOFF-in-JER)
20	Lamin (LAY-men) Sabally (SAH-buh-lee)
32	Isaiah Addo-Ankra (AHH-do AN-krah)

SETTING THE STAGE

- The UTSA men's basketball team will conclude its regular-season schedule with a Saturday matchup against Rice at 2 p.m. at the Convocation Center. The game will be broadcast live on ESPN+, with Lincoln Rose (play-by-play) and Karl Schoening (analyst) calling the action, and on Ticket 760 AM with Andy Everett (play-by-play) and Tim Carter (analyst) voicing the game.
- UTSA (9-21, 2-15 Conference USA) will wrap up its 18-game home schedule and 31-game season slate with Rice on Saturday. The Roadrunners have secured their matchup in the first round of the Conference USA Championships and will face Southern Miss on Tuesday at 7 p.m. on ESPN+ at The Star in Frisco.
- The matchup with the Owls marks the second in the home-and-home season series, as Rice posted a 91-78 win over the Roadrunners on Feb. 3 in Houston. UTSA will be looking to snap a three-game losing streak in the matchup on Saturday, after springing a 98-79 overtime winner at Southern Miss on Feb. 17, UTSA has fallen to the top three teams in the C-USA West Division, Louisiana Tech, UAB and league champion North Texas.

LEADING THE RUNNERS

- The Roadrunners average 66.9, 38.7 rebounds, 11.3 assists, 5.7 steals and 2.6 blocks per game as a team, shooting 39 percent from the field and 28.8 percent from 3-point range. Opponents are scoring 72.5 points per game, with a 45.6 clip from the field and a 35.9 percent clip from deep.
- UTSA is led in scoring by junior center Jacob Germany, who averages 14.8 points and 7.3 rebounds per game, going for eight double-doubles and 25 blocks. Junior guard Dhieu Deing averages 14 points and 5.5 rebounds per game, while senior Darius McNeill chips in 6.7 points and 2.4 rebounds per game. Isaiah Addo-Ankrah averages 4.8 points and shoots 40.6 percent from deep.

SERIES HISTORY, LAST MEETING

- UTSA leads the all-time series with Rice, 10-8, including a 6-1 mark in games played in San Antonio. UTSA last lost in San Antonio vs. Rice in 2015. Rice won the last meeting, 91-78 in Houston, getting 22 points from Max Fielder and a 12-point, 13-rebounds game from Quincy Olivari. Carl Pierre had 19 and Travis Eevee chipped in 16. UTSA shot 50 percent in the game, with 20 points and nine boards from Jacob Germany, one of five Roadrunners in double figures. Rice shot 62.3 percent from the field in the win and was 7 of 14 from deep.



LAST TIME OUT

UNT 59, UTSA 48 // MARCH 3, 2022 // SAN ANTONIO // CONVOCATION CENTER

Score by Periods	1st	2nd	Total	GAME LEADERS	UTSA	UNT
North Texas	28	31	59	Points	Germany - 17	Bell - 16
UTSA	17	31	48	Rebounds	Germany - 10	Bell - 7
				Assists	Czumbel - 3	Perry - 5

SAN ANTONIO -- League champion North Texas used a second-half run to pull away from UTSA men's basketball and claim its record 15th straight win, 59-48 on Thursday night at the Convocation Center.

UTSA (9-21, 2-15 Conference USA) trailed by 11 at the half, limited to just five made shots, before Jacob Germany ripped off the first nine UTSA points of the second half as the Roadrunners cut the lead to three twice inside 15 minutes left on the clock. The Mean Green with a 10-2 run midway through the half – making four straight shots – to pull away from the Roadrunners and win their school-record 15th straight game.

A native of Kingston, Okla., Germany had a game-high 17 points with 10 rebounds on 7 of 16 from the field. It marked his 24th game in 30 outings in double figures and his ninth double-double of the year. He made seven of UTSA's 18 buckets in the game, including five of 13 in the second half.

Darius McNeill finished with 12 points and two rebounds, while Erik Czumbel added eight points.

UTSA shot 38 percent in the loss, with UNT shooting 44 percent. UTSA was 1 of 11 from deep and UNT finished 7 of 22. UNT won the battle of the boards, 35-29.

North Texas (23-4, 16-1 C-USA) – the league regular-season champion and a team receiving votes in the AP and Coaches Top-25 polls – was led by senior Thomas Bell, who had 16 points and seven rebounds to lead three in double figures.

SCOUTING THE OWLS

- Rice (15-14, 7-10 C-USA) comes into the matchup with UTSA after falling 70-67 at UTEP on Thursday. The Owls had a four-game losing streak snapped with a 77-72 win over Southern Miss on Feb. 26. After beating UTSA to go to 6-4 in conference play on Feb. 3, the Owls have last six of their last seven games against D1 opponents to drop to 7-10 in league.
- The Owls average 75.4 points, 35.8 rebounds, 16.4 assists, 5.1 steals and 1.8 blocks per game as a team, shooting 45.9 percent from the field and 37.8 percent from deep. UMass transfer Carl Pierre paces the offense with 15.4 points and 4.6 rebounds per game. Travis Eeve averages 14.3 points and 3.1 rebounds per game, while sophomore center Max Fielder chips in 10 points and 7.8 rebounds per game. Quincy Olivari averages 9.9 points and 6.0 rebounds per game.

HONORING SENIORS

- UTSA will be honoring three senior student-athletes and two student managers during senior day on Saturday. Student managers Jordan Litofsky – in his second year – and first-year manager Todd Torres will be honored with their families pregame. Seniors Phoenix Ford, Darius McNeill and Adrian Rodriguez will be honored as well on Saturday. Ford is a three-year post player after transferring from Richmond and Mississippi Gulf Coast College, McNeill has played the 2021-22 season with the Roadrunners after transferring from Cal and SMU, and Rodriguez has played four seasons with

COVID, INJURIES HIT IN JANUARY

- The Roadrunners have been bit by some adversity in their roster construction in 2021-22 and have battled injuries, COVID-19 concerns and several other obstacles. UTSA played its two-game week with UTEP at a significant disadvantage in terms of players, traveling six scholarship athletes - and seven total athletes - to El Paso, site of a five-point loss, before getting to seven scholarship athletes and eight total players for the return trip to host UTEP, a five-point loss. UTSA has seen junior forward/guard Aleu Aleu suffer a season-ending injury, also losing its leading rebounder at the time Cedrick Alley Jr. to academic ineligibility. In addition, UTSA guard Dhieu Deing, at the time UTSA's leading scorer, left the program for a seven-game span, before returning on Jan. 27.

BEING A SCORING THREAT

- Junior guard Dhieu Deing has an ability to fill up the scorecard with scoring punch. He has scored in double figures in 15 of his 22 games and in the first 10 games of his UTSA career. Deing has scored 20+ points in three games and owns a 27 point and three games of 26 points.

GERMANY POSTING DOUBLE-DOUBLES

- Junior center Jacob Germany owns nine double-doubles on the year, a new career best for the Kingston, Okla., native. A 6-foot-11 former four-star recruit, Germany has 15 double-doubles in his career. He also has seven games where he missed out on a double-double by one or two rebounds.

UTSA'S RECORD ...

SITUATION	2021-22	HENSON ERA
Overall	9-21	88-100
at home	7-10	63-28
on the road	1-11	19-58
neutral site	1-0	5-14
overtime games	1-0	5-4
decided by 10 pts. or less	5-9	42-46
decided by 5 pts. or less	2-2	17-17
following a win	2-7	41-49
following a loss	6-13	46-49
in November	5-3	16-22
in December	1-3	19-16
in January	2-8	23-30
in February	1-6	20-20
in March	0-1	10-12
Sunday	0-2	7-5
Monday	2-2	4-6
Tuesday	2-1	4-5
Wednesday	2-0	10-10
Thursday	2-7	21-31
Friday	0-2	8-9
Saturday	1-7	34-34
leads at half	7-3	69-21
trails at half	1-17	14-74
tied at half	1-1	5-4
scores less than 60	0-10	0-14
scores 60-69	1-6	14-38
scores 70-79	5-5	28-27
scores 80-89	0-0	19-10
scores 90+	3-0	23-2
opp. scores less than 60	1-2	19-4
opp. scores 60-69	5-6	31-13
opp. scores 70-79	2-7	28-33
opp. scores 80-89	0-4	7-30
opp. scores 90+	0-3	1-18
outrebounds opponent	6-8	65-28
opponent outrebounds	4-12	22-63
rebounds are equal	0-0	2-7
shooting 50%+ FG	0-1	27-2
shooting less than 50% FG	9-20	62-97
opp. shooting 50%+ FG	0-8	3-33
opp. shooting less than 50% FG	9-13	84-67
shooting 40%+ FG	7-7	67-39
opp. shooting 40%+ FG	6-17	42-85
shooting less than 40% FG	2-14	16-61
opp. shooting less than 40% FG	3-3	43-9
more FTA than opponent	8-7	38-17
fewer FTA than opponent	1-12	37-76
equal FTA	0-0	4-4
more TO than opponent	2-11	32-49
fewer TO than opponent	7-10	50-44
equal TO	0-0	6-7
games decided by 1-3 pts.	1-3	11-14
games decided by 4-6 pts.	3-3	18-12
games decided by 7-10 pts.	1-3	14-24
games decided by 11+ pts.	4-12	44-49

DARIUS FINDS HIS FOOTING

- Senior guard Darius McNeill has found his footing as a key impact player in conference play. The 6-foot-3 transfer from Cal and SMU has averaged 8.2 points and 2.8 rebounds per game in league action, starting 14 of 17 games, and averages 6.57 points and 2.5 rebounds overall. He had a major impact during the UTEP week that saw UTSA limited in terms of players, averaging 19.5 points over two games, including a 20 point and 19 point outburst. McNeill, a transfer from Cal and SMU, is a former four-star and top-100 recruit out of Houston.

ISAIAH ADDO-ANKRAH SPLASHES ONTO SCENE

- With UTSA traveling to UTEP on Jan. 20 with just six scholarship players due to injuries and COVID-19 concerns, the Roadrunners threw sophomore guard Isaiah Addo-Ankrah, a 6-foot-6 walk-on, into the playing rotation. Addo-Ankrah staked a claim to playing time in that game and in the following home outing vs. the Miners. A hard worker and an infectious personality, he has found a key role as a sharpshooter off the bench, while also starting four games, and has splashed 28 3-pointers on the year and is shooting 40.6 percent from range.

STARTING LINEUP IN FLUX

- UTSA has used 14 different starting lineups through 30 games in 2021-22 and own 13 different starting lineups over the last 20 contests.

REBOUNDING AMONG THE ELITE

- As of March 4, UTSA ranks among the NCAA leaders in rebounds, offensive rebounds and rebounds per game. UTSA checks in No. 13 in the nation in offensive rebounds per game and No. 30 in total rebounds, also ranking 33rd in rebounds per game.

TUCKER FORCES WAY INTO THE ROTATION

- UTSA freshman guard Christian Tucker has forced his way into the playing rotation. A walk-on from Chandler, Ariz., Tucker has started five straight games as the lead point guard for the Roadrunners. He has averaged five points and four rebounds per game, owning a 16-10 assist-turnover ratio. Tucker is not a wide-eyed freshman and plays with a toughness, showcasing an ability to get to the line with hard-nosed drives. He comes from a basketball family as his father has served as the Director of Security for NBA teams including the Phoenix Suns and the Portland Trailblazers.

SABALLY A BASKETBALL FAMILY

- UTSA freshman guard Lamin Sabally has become a key contributor for the Roadrunners in 2021-22. The 6-foot-7 native of Berlin, Germany has started 10 of the 19 games he has played. Sabally comes from a deep basketball family, as his older sister, Satou was the No. 2 overall pick in the 2020 WNBA Draft out of Oregon, currently playing for the Dallas Wings. His younger sister, Nyara, is a 6-5 forward at Oregon. Sabally moved to the Phoenix area in 2019 from Berlin, Germany, where he was rated as the 12th best prospect in Arizona and the 45th best small forward prospect in the nation as a high school senior by 247sports.

RETURNING FROM THE 2020-21 ROSTER

- UTSA returns several key contributors from a 2020-21 team that went 15-11 and 9-7 in league play to finish seventh overall in the standings. The Roadrunners must replace the top two scorers in program history, guards Jhivvan Jackson and Keaton Wallace, but return four players who earned starts last year. Among the returnees, including junior center Jacob Germany, who averaged 10.3 points and 6.0 rebounds per game, starting 24 of 26 games. Senior forward Cedrick Alley Jr., a former Texas Mr. Basketball and transfer from Houston, started 16 of 24 games, averaging 6.3 points and 4.4 rebounds per game. Junior point guard Erik Czumbel made seven starts as a sophomore, with senior forward Phoenix Ford making a pair of starts in the post.
- The Roadrunners averaged 78.8 points per game in 2020-21, allowing 73.3 points. UTSA shot 44.7 percent and 33.4 percent from 3-point range, with a 76.1 percent clip from the free-throw line. Opponents shot 42.3 percent as a team and 33.8 percent from range. UTSA owned a 38.5 average in rebounds per game, with 6.2 steals and 3.2 blocks.

REPLACING HISTORY

- The major storyline for the Roadrunners in 2021-22 is how will UTSA replace the top two scorers in program history? Four-year starting guards Jhivvan Jackson and Keaton Wallace lit up scoreboards throughout their careers as explosive scoring dynamos. Jackson finished his career tops in program history and 52nd in college basketball history with 2,551 career points. Wallace

checked in second in program history and 458th in NCAA history with 2,080 career points. The pair combined as the second-highest scoring duo from the same recruiting class in NCAA history, behind only Duke's Johnny Dawkins and Mark Alaïre. For four seasons, UTSA's offense revolved around getting quality looks for the two best scorers in program history and with the pair off to professional basketball, UTSA will have a different look in 2021-22. The Roadrunners will utilize junior center Jacob Germany, an athletic two-year starter, 6-foot-2 scoring guard Jordan Ivy-Curry and senior Cedrick Alley Jr. as key elements in the offense. In addition, UTSA welcomes the addition of senior Darius McNeill, a former four-star recruit who set the Cal program record for freshman 3-pointers, before transferring to SMU last year.

THE GERM READY TO LEAD

- UTSA's returning leader is junior center Jacob Germany, a 6-foot-11 native of Kingston, Okla. A former four-star recruit, who at the time as the top recruit in program history, Germany has started 34 of 57 games in his two-year career. A remarkable athlete with the ability to jump out of the gym and who is also considered UTSA's fastest player from line-to-line, Germany has developed into a major post threat to score and has worked diligently at expanding his game as a shooter. After arriving to San Antonio with a projectable frame, Germany has solidified his 235-pound body to more adequately handle the rigors of post play in Conference USA. He averaged 10.3 points and 6.0 rebounds per game last year while playing 21.2 minutes per game. He finished with a 49.1 percent clip from the field overall with five double-doubles. He had a season-best 26 points and 12 rebounds against Florida Atlantic as a sophomore and went for 15 rebounds in a win at Old Dominion as a freshman.

HENSON IN SIXTH YEAR LEADING ROADRUNNERS

- The Roadrunners are led by sixth-year head coach Steve Henson, the 2017-18 Conference USA Coach of the Year.
- Henson, a former star player at Kansas State (1986-90), took over at UTSA for the 2015-16 season and has quickly transitioned the Roadrunners in an up-tempo, high-scoring offensive unit.
- The native of Kansas took over at UTSA after five years as an assistant at Oklahoma for Lon Kruger. Henson was also on the staff with Kruger for seven seasons at UNLV after a season at South Florida and with the Atlanta Hawks.
- A member of the Kansas State Athletics Hall of Fame who led K-State to four straight NCAA Tournaments, Henson owns program records for assists, assists per game, free-throw percentage, minutes played, minutes per game, starts, consecutive games played and consecutive starts. He ranks among the program best in nine categories, including 3-point field goals and percentage, steals, free throws, scoring and assist to turnover ratio.
- A two-sport standout at K-State, he was a decathlete and placed third as a sophomore and junior at the Big Eight Championships.
- He was a second-round pick of the Milwaukee Bucks in the 1990 NBA Draft – going 44th overall – and played seven years in the NBA and two seasons in Italy and Greece.
- Henson is one of 21 coaches in the NCAA who played in the NBA.
- Henson earned Mr. Basketball honors while playing for his legendary father at McPherson High School.
- Henson has a knack for coaching elite scoring guards, including former Oklahoma standout Buddy Hield.

RECRUITING SUCCESS

- UTSA has transformed the way the Roadrunners recruit under sixth-year head coach Steve Henson. Henson, along with assistant coaches Mike Peck, Adam Hood and Scott Thompson, have brought in four of the top five recruits in program history. The Roadrunners have three former four-star recruits on the roster in 2021-22, including junior center Jacob Germany, freshman 6-foot-9 forward Josh Farmer and former Cal/SMU transfer Darius McNeill.

WELCOME TO SAN ANTONIO, DARIUS

- UTSA's roster is buoyed by the addition of former four-star recruit, point guard Darius McNeill in 2021-22. McNeill, a former standout at Houston's Westfield High School, opened his career at Cal after receiving tons of recruiting interest. He set the Bears standard for freshman 3-pointers made, sinking 67 on 35.3 percent shooting. He averaged 11.3 points and 2.9 rebounds per game, with 2.2 assists per outing. McNeill started 30 of 32 games for the Bears as a freshman and had several breakout moments, including splashing a career-high 30 points with six assists vs. Cal State Fullerton in 2017-18. As a sophomore for the Bears, McNeill averaged 11.0 points and 1.4 rebounds per game, starting 28 of 31 outings, shooting 34.9 percent from range. After sitting out the 2019-20 season, McNeill went to SMU during the COVID-impacted 2020-21 campaign,

making one start in 12 games, with 7.3 points and 2.6 rebounds per game. He had a 17 point outing at Temple on Dec. 30, and ent for 13 vs. Texas A&M-Corpus Christi and at Dayton.

WALLACE PLAYS IN SUMMER LEAGUE, DRAFTED INTO G LEAGUE

- UTSA basketball great Keaton Wallace was picked in the second round with the ninth overall selection in the 2021 NBA G League Draft by the Wisconsin Herd and traded to the Los Angeles Clippers affiliate.
- Wallace, a native of Dallas, Texas, played the 2021 NBA Summer League with the Memphis Grizzlies, where had had several breakout moments, including exploding for a team-high 20 points in his summer league debut against the Utah Jazz summer league roster.
- A 6-foot-3 guard who prepped at Richardson High School, Wallace exited his career at UTSA as the second all-time leading scorer in program history, netting 2,080 points in his career. He totaled the sixth-most points in Conference USA history and his total ranked 428th in NCAA basketball history. A four-time All-Conference USA selection, Wallace averaged 11.4 points and 3.1 rebounds per game during an all-freshman team campaign in 2017-18, before going for 20.2 points and 5.0 rebounds per game as a sophomore. He went for 18.8 points and 4.5 rebounds per game as a junior before averaging 16.8 points and 5.5 rebounds, with a career-best 3.4 assists per game in 2020-21.
- He ranks among the UTSA all-time leaders in points, ranking seventh in scoring average (16.8), third in games played (125), four in starts (109), third in free-throw percentage (80.6), seventh in free-throws made (304), second in field goal (715), ninth in rebounds (554) and sixth in assists (355).
- Combining with backcourt mate Jhivvan Jackson, the pair formed the second-highest scoring duo of any single recruiting class in NCAA history, behind only Duke's Johnny Dawkins and Mark Alarie in 1982-83. He was a two-time NABC All-District selection and a five-time C-USA Player of the Week, including when he poured in a career-best 45 points in a win at Marshall as a sophomore.

ITALIAN CONNECTION

- For each year of the Coach Steve Henson era, UTSA has had an Italian point guard in the mix. For three years, 6-foot-3 guard Giovanni de Nicolao led the team, nightly setting up scoring guards Jhivvan Jackson and Keaton Wallace, and helping pace the defensive sets for an offensively inclined team. After graduating and moving on to professional basketball in Italy, UTSA turned to Verona, Italy, native Erik Czumbel to run the point for much of his first two years on campus. A 6-3 point guard, Czumbel has started 31 games over two seasons. A defensively focused guard, Czumbel has found his 3-point stroke throughout his career, hitting on 37.3 percent of his 3-point attempts, including a 38.5 percent clip in 2020-21.

THE AMERICAN COMES CALLING

- UTSA is in the midst of the most exciting time in its athletic history during the fall of 2021. The Roadrunners football team has broke into the top-25 for the first time in their 11-year history, sporting an 8-0 record heading into a matchup at UTEP on Nov. 6. UTSA has also announced that it will officially transition into The American Conference in the coming years after functioning as a member of Conference USA since 2014.
- "We are thrilled to be joining The American Conference. Our growth as a university and athletics program has been exciting to be involved in and this is one of the most important days in UTSA history," UTSA head coach Steve Henson said on the day of the announcement. "The American is one of the top basketball conferences in the nation, consistently putting multiple teams into the NCAA Tournament, and we will be honored to have the opportunity to compete in such a basketball-rich league. This is a tremendous opportunity to elevate our brand as a university and provide great opportunities for our student-athletes. We want to thank Dr. Campos and Commissioner Aresco for their vision for the future of our conference and university."

NEW RACE BUILDING

- The Roadrunners moved into a \$45.4 million facility in the fall of 2021, which includes among others, an academic center, practice fields, sports medicine and strength and conditioning centers, meeting rooms, student-athlete lounges and coaching and staff offices. The basketball staff has taken over the former football building and construction is underway on a new practice court for the facility and a renovated office space for Coach Steve Henson and the staff. It marks a big moment for UTSA athletics, which has been around just since 1981 and has only been playing football since 2011, with the university celebrating a 50th anniversary in 2019-20.

AUSTRALIAN BRUISER

- The Roadrunners return a sophomore bruiser in the post in 6-foot-6, 220-pound Lachlan Bofinger. A native of Sydney, Australia, who prepped at Montverde Academy in Florida, Bofinger adapted well to collegiate basketball in 2020-21 and has taken steps to improve his skill level entering an encore season. A dedicated force in the weight room, Bofinger has the ability to jump out of the gym and has developed a soft shooting touch in the offseason.

SCHEDULE FEATURES 18 GAMES AT THE CONVO

- UTSA will play an 18-game home schedule, featuring nine conference games and nine non-conference matchups at the Convocation Center. UTSA's complete schedule is a 31-game slate, with 18 games in league play.
- "Our nonconference schedule, which includes competitive programs from the Big 12, Horizon League, Missouri Valley and WAC, will give us a good opportunity to prepare for the rigors of the C-USA season," Henson said. "One of our goals this year was to create more opportunities to play games in front of our fans in San Antonio and this will mark the most non-conference home games we've had in our time here. We are grateful to our stakeholders for their hard work, creativity and generosity in allowing us the opportunity to play more at the Convocation Center as we gear up for league play. We're excited to get this team out on the court and continue to progress towards our goals."

UP-TEMPO STYLE

- A hallmark of Coach Steve Henson's philosophy in building a program is the ability to play a fast-tempo style. The Roadrunners have ranked among the NCAA's top teams for the last four years in pace of play, including checking in 37th in adjusted tempo in 2020-21 according to KenPom rankings. UTSA ranked among the top in college basketball and consistently second or third in Conference USA in pace of play, allowing its student-athletes to play with a free style and showcase their talents to run the floor and shoot 3-pointers.

CHRISTIAN WOOD MAKING AN IMPACT

- A major impact on the UTSA basketball program has been third-year strength and conditioning coach Christian Wood. Wood, a former basketball standout at Our Lady of the Lake and one-time football athlete at UTSA has been named UTSA's Director of Basketball Performance before the 2021-22 season, focusing specifically on the Roadrunners basketball program. He has helped several athletes transform their frames, including center Jacob Germany, who has been a 235-pound force in the post, sophomore

STEVE HENSON VS. OPPONENTS

OPPONENT	HENSON
Arkansas	0-1
Bethany, KS	2-0
Bradley	0-1
Charlotte	3-3
Coastal Carolina	0-1
Dallas Christian	1-0
Denver	1-0
East Central	1-0
FIU	6-4
Florida Atlantic	4-8
FGCU	1-0
Fresno State	0-1
Grand Canyon	0-1
Houston Baptist	2-0
Illinois-Chicago	0-1
Illinois State	1-1
IUPUI	1-0
James Madison	1-0
Lamar	3-1
Louisiana Tech	3-9
Marshall	3-4
Middle Tennessee	1-6
Nebraska	0-1
North Texas	2-8
Oklahoma	0-5
Oklahoma State	0-1
Old Dominion	3-5
Oregon State	0-3
Ottawa, AZ	1-0
Our Lady of the Lake	2-0
Prairie View A&M	1-1
Rice	5-4
Sam Houston State	1-1
Southeastern Oklahoma State	1-0
Southwestern Adventist	1-0
Southern Miss	7-6
St. Edward's	0-1
St. Mary's	1-0
South Dakota State	0-1
Sul Ross State	1-0
Texas A&M-Commerce	0-1
Texas A&M Corpus Christi	3-2
Texas State	3-1
Texas Tech	0-1
Tulsa	0-1
Trinity	1-0
UAB	5-8
UC Irvine	0-1
Utah State	0-1
Utah Valley	1-2
UT Permian Basin	1-0
UTEP	9-6
UTRGV	0-2
Western Kentucky	3-6

Lachlan Bofinger, a 220-pound Australian bruiser, senior forward Phoenix Ford, a 225 pound post weapon and Cedrick Alley Jr.

UTSA TO HOST NCAA REGIONAL IN 2021-22

- UTSA will host an NCAA South Regional March 24-26 at the AT&T Center in San Antonio. This comes a year after the Roadrunners served as the host institution for all 64 teams in the women's championship in San Antonio, with the entirety of the tournament moved to the Alamo City for COVID precautions.

LONE-STAR IMPACT

- UTSA is proud of its Texas roots and that shows in the makeup of the roster. The Roadrunners boast seven members of the 2021-22 roster who hail from Texas, including Isaiah Addo-Ankrah (Houston), Aleu Aleu (Austin), Josh Farmer (Houston), Cedrick Alley Jr. (Houston), Jordan Ivy-Curry (La Marque), Artan Jabbar (Fort Worth) and Darius McNeill (Houston) each count Texas as their home state.

RODRIGUEZ TO RETIRE FROM BASKETBALL

- UTSA men's basketball fifth-year senior forward Adrian Rodriguez has elected to retire from basketball for medical reasons.
- "Today is a hard day as I'm announcing that I am completing my career as a Roadrunner due to medical reasons," Rodriguez said. "I want to thank God for giving me the opportunity to play the game that I love for as long as I have. Without Him none of this would have been possible. I want to give a huge thank you to the Roadrunner Nation for the constant support throughout the years and hope you all have enjoyed it as much as I have. I have made so many life-long friendships throughout my time in a UTSA jersey. I have created amazing relationships with the coaches and staff. It gives me great comfort that I can call on them for anything. All the relationships I have created have only grown stronger through the good times and the bad. These past few years have taught me a lot about myself. During my time with Coach Henson, I have grown not only as a basketball player, but as a man and for that I am eternally grateful. Birds Up!"
- Rodriguez, a native of Tulsa, Okla., has battled injuries throughout his career as a Roadrunner. He suffered a season-ending injury in the season opener of his true freshman season on Nov. 12, 2017, a game that saw him opened his career with 10 points and eight rebounds in 14 minutes. He battled back to return to the court for the 2018-19 season, playing in 29 of UTSA's 32 games.
- "Adrian means so much to this program," UTSA head coach Steve Henson said. "He has been so vital to this program and the campus community since arriving here from Tulsa. His work ethic, positive attitude and passion for his school and teammates has been inspirational. After suffering an injury in his first collegiate game, Adrian worked daily at rehab in an effort to be the best teammate he can be and only through his hard work he was able to come back and become a key part of our roster for the last three years. His energy and positivity has been infectious and he has always been there for his teammates. It was a joy to coach him and I will always be in his corner. We know that Adrian is going to be successful in his next stage of life and that he will always be a Roadrunner."

WIN THE BOARDS, WIN THE GAME

- A hallmark of UTSA head coach Steve Henson's system is the ability to win the battle of the boards. Over his career, UTSA is 65-28 - and went 12-2 in 2020-21 - when winning the rebounding battle. Last year, UTSA ranked No. 38 in the NCAA in rebounds per game and second in the league.

DEFENDING HOME COURT

- Under head coach Steve Henson, UTSA has posted a 63-28 record at the Convocation Center. The Roadrunners went 11-3 at home in 2016-17, 12-4 in 2017-18, 11-4 in 2018-19, 10-5 in 2019-20 and 12-2 in 2020-21.
- Prior to the Henson era, UTSA last posted consecutive 11-win home campaigns when the program went 11-3 in 2008-09, 2009-10 and 2010-11 as members of the Southland Conference.
- The 1991-92 team was the last Roadrunners squad to win more than 12 games at home, finishing 14-1.

PECK TO PARTICIPATE IN NEXT UP HEAD COACHES TRAINING INITIATIVE

- UTSA men's basketball associate head coach Mike Peck has been selected as one of 12 participants around collegiate men's and women's basketball for the "Next Up" Head Coaches Training Initiative, announced by The Rising Coaches Diversity, Equity and Inclusion (DEI) Alliance.
- Peck, in his sixth year as UTSA's associate head coach, is a member of the Asian Coaches Association, which is one of 12 organizations that make up the DEI Alliance. The member organizations each nominated two coaches – who are each poised to become head coaches – to represent their groups in the Next Up Initiative. Of the nominees, 12 coaches were selected by a DEI committee to participate in the Next Up Training Initiative in late October.
- Peck, who is charged with assisting in all aspects of the management of the Roadrunner program, works directly as UTSA's guard player development coach, a role that helped in the careers of standouts Jhivvan Jackson and Keaton Wallace. The guard duo became the top two scorers in program history, also ranking as the second-highest scoring pair from any single recruiting class in NCAA history.
- Peck joined the Roadrunners alongside sixth-year head coach Steve Henson in 2016-17 after a diverse coaching resume accrued at all levels of basketball. He spent five years as the head coach at prep powerhouse Findlay Prep in Henderson, Nev., posting a combined 157-8 (.950) record as the winningest head coach in program history, including a perfect 33-0 season in 2009 and three ESPN National High School Championships (2009, 2010, 2012) and a national runner-up finish (2008). He then served as the head coach of the NBA D-League's Idaho Stampede, an affiliate of the Portland Trail Blazers, from 2012-14. He also served as an assistant coach at Santa Clara (2015-16), UNLV (2003-06), Saginaw Valley State (1998-03) and Northwood University (1997-98).
- The workshop will be led by founder and CEO of Renaissance Search and Consulting, Herb Courtney, who has led a number of national collegiate head coaching searches. The inaugural Next Up Initiative in 2020 was led by Katy Young Staudt of Turnkey Search.
- The mission of the DEI Alliance is to use its platform as leaders in sports to impact change in the profession and their communities.

HENSON ONE OF 24 FORMER NBA PLAYERS COACHING IN NCAA

- UTSA fifth-year head coach Steve Henson is one of 24 former NBA players to ascend to head coaching jobs during the 2021-22 season and is the only coach in Conference USA with NBA playing experience.
- Henson played nine years professionally, including time with the Milwaukee Bucks (1990-92), Atlanta Hawks (1992-93), Charlotte Hornets (1993), Portland Trailblazers (1994-95) and Detroit Pistons (1998-99).
- A Kansas State Athletics Hall of Famer as a two-sport athlete with the Wildcats, Henson was the 44th overall selection in the 1990 NBA Draft by the Bucks.
- Henson was a four-year starting point guard at Kansas State from 1986-90. He earned All-Big Eight Conference honors as a junior and senior and also was named an honorable mention All-American and team captain during each of his final two seasons. He was the first player in school history to play in four consecutive NCAA Tournaments and as a sophomore in 1987-88, he helped guide the Wildcats to a 25-9 record and a spot in the Elite Eight.
- Henson led Kansas State in scoring his final two years by averaging 18.5 points per game as a junior and 17.4 points per game as a senior. He holds three of the top four single-season free throw percentages in school history, including an NCAA-leading .925 mark as a sophomore, while he finished second in the country as a junior (.920).
- He still holds all-time program records for assists (582), assists per game (4.58), free-throw percentage (.900), minutes played (4,474), minutes per game (35.2), starts (118), consecutive games played (127) and consecutive starts (118). Henson ranks among the best in school annals in nine other categories, including 3-point field goals (240/2nd), 3-point field goal percentage (.447/2nd), steals (190/2nd), 3-point field goal attempts (537/3rd), free throws (361/4th), assist-to-turnover ratio (1.98/4th), scoring (1,655/6th), games played (127/7th) and field goals (527/7th).

Former NBA Players as Head Coaches in NCAA

Steve Alford, Nevada
 Speedy Claxton, Hofstra
 Hubert Davis, North Carolina
 Johnny Dawkins, Central Florida
 Juan Dixon, Coppin State
 Bryce Drew, Grand Canyon
 Kim English, George Mason
 Patrick Ewing, Georgetown
 Penny Hardaway, Memphis
 Steve Henson, UTSA
 Fred Hoiberg, Nebraska
 Juwan Howard, Michigan
 Lindsey Hunter, Mississippi Valley State
 Bobby Hurley, Arizona State
 Mark Madsen, Utah Valley State
 Cuonzo Martin, Missouri
 Aaron McKie, Temple
 Fran O'Hanlon, Lafayette (ABA)
 Lorenzo Romar, Pepperdine
 Jerry Stackhouse, Vanderbilt
 Reggie Theus, Bethune-Cookman
 Darrell Walker, Little Rock
 Mo Williams, Alabama State
 Mike Woodson, Indiana

UTSA MILESTONE WATCH

UTSA CAREER REBOUNDING LIST

RK	PLAYER	REB.	GAMES	YEARS
1.	Byron Frohnen	912	132	2016-19
2.	Jeromie Hill	842	122	2010-15
3.	Leon Watson	794	108	1996-00
4.	McEverett Powers	760	115	1998-02
5.	Devin Brown	751	105	1998-02
6.	Derrick Gervin	684	80	1982-85
7.	Bruce Wheatley	668	83	1987-90
8.	Keaton Wallace	554	125	2018-21
9.	Nick Allen	563	129	2018-19
10.	Devin Gibson	530	85	2007-11
11.	Reggie Minnieweather	517	113	1998-02
12.	JACOB GERMANY	515	87	2019-PRES.
13.	Jhivvan Jackson	497	115	2018-21
14.	Calvin Haynes	467	108	1983-87
15.	Taju Olajuwon	461	83	1989-92
16.	Frank Hampton	452	59	1986-88
17.	Tim Faulkner	442	101	1985-90
18.	LeRoy Hurd	440	55	2002-04
19.	Darren Webber	410	101	1993-97
20.	Rodney Smith	390	56	1992-94
21.	Ryan Bowie	386	62	2014-16
22.	Keith Horne	373	105	1988-92
23.	Tom Oswald	370	107	1992-96
	Keith Spencer	370	57	2006-08
25.	Marlon Anderson	365	56	1994-96
26.	David President	359	109	2001-05
27.	Cody Johnson	350	56	1994-96
28.	Giovanni De Nicolao	346	100	2016-19
	Lennell Moore	346	54	1986-88
30.	Lloyd Williams	343	110	1996-00

UTSA CAREER BLOCKS LIST

RK	PLAYER	BLOCKS	YEARS
1	Leon Watson	192	1996-00
2.	Tim Faulkner	112	1985-90
3.	McEverett Powers	105	1998-02
4.	Anthony Fuqua	93	2003-05
5.	Tom Oswald	85	1992-96
6.	JACOB GERMANY	80	2019-PRES.
7.	Jeromie Hill	69	2010-15
8.	Taju Olajuwon	66	1989-92
9.	Derrick Gervin	65	1982-85
10.	Rick Doyle	60	1982-84

UTSA CAREER SCORING LIST

RK	PLAYER	POINTS	GAMES	YEARS
1.	Jhivvan Jackson	2,551	115	2017-21
2.	Keaton Wallace	2,080	125	2017-21
3.	Devin Brown	1,922	105	1998-02
4.	Derrick Gervin	1,691	80	1982-85
5.	Devin Gibson	1,681	119	2007-11
6.	Jeromie Hill	1,674	122	2010-15
7.	Keith Horne	1,459	105	1988-92
8.	McEverett Powers	1,307	115	1998-02
9.	Ronnie Ellison	1,284	81	1989-92
10.	Leon Watson	1,221	108	1996-00
11.	Marlon Anderson	1,150	56	1994-96
12.	Calvin Haynes	1,143	108	1983-87
13.	Melvin Johnson III	1,113	92	2009-12
14.	Frank Hampton	1,067	59	1986-88
15.	Ike Thornton	1,064	108	1981-85
16.	LeRoy Hurd	1,027	55	2002-04
17.	Steve Meyer	1,001	67	1996-99
18.	Kannon Burrage	984	64	2011-13
19.	Ryan Bowie	965	62	2014-16
20.	Lloyd Williams	957	110	1996-00
21.	Reggie Minnieweather	950	113	1998-02
22.	Nick Allen	899	129	2015-19
23.	Dion Pettus	883	114	1985-89
	Eric Cooper	883	54	1987-89
25.	JACOB GERMANY	882	87	2019-PRES.
26.	Byron Frohnen	863	132	2016-20
27.	Thad Wordlaw	851	104	1992-96
28.	Roderic Hall	835	53	1996-98
29.	Giovanni De Nicolao	823	100	2016-19
30.	Bruce Wheatley	815	83	1987-90
31.	Rodney Smith	809	56	1992-94
32.	Darryl Eaton	805	55	1989-91
33.	Keon Lewis	801	57	2013-15
34.	Andre Owens	793	56	2004-06
35.	Michael Hale III	774	61	2012-13
36.	Afis Olajuwon	763	76	1991-94
37.	Darren Webber	756	101	1993-97
38.	Omar Johnson	729	61	2008-10
	Preston Ivory	729	86	1988-91
40.	Rapheal Posey	713	60	2003-05
41.	Tim Faulkner	710	101	1985-90
42.	Taju Olajuwon	676	83	1989-92
43.	Ike Akotaobi	673	81	1999-03
44.	Jon Havens	670	111	1999-03
45.	Morris Smith IV	665	62	2008-10

LAST TIME OUT

BOX SCORE VS. UNT (3/3/22)

Official Basketball Box Score - Final
North Texas at UTSA
 03/03/22 Convocation Center, San Antonio, Texas
 2021-22 Men's Basketball
 Game Time: 7:00 PM
 Game Duration: 1:55
 Attendance: 864
 Officials: Doug Simmons, Shane Staggs, Chris Pacsi

North Texas - 59 Record: 23-4 (16-1)

NO. Name	Min	FG		3P		FT		Rebounds		Fouls		TP	AS	TO	ST	Blocks		+/-
		M/A	M/A	M/A	M/A	OR	DR	PF	FD	BS	BA							
4 Thomas Bell	F 36:44	5-10	1-4	5-11	1	6	7	1	8	16	1	3	1	1	0	0	12	
33 Abou Ousmane	F 13:33	4-6	0-0	0-2	0	1	1	4	2	8	1	3	0	1	0	0	5	
1 Mardrez McBride	G 37:40	4-9	2-6	1-2	0	3	3	0	1	11	0	2	0	0	0	0	10	
11 JJ Murray	G 26:56	0-3	0-2	0-0	2	4	6	2	1	0	2	0	0	0	0	1	5	
15 Rubin Jones	G 36:24	2-5	2-4	3-5	0	4	4	3	3	9	3	2	0	0	0	0	12	
5 Tyler Perry	G 32:48	4-8	2-6	2-4	0	4	4	2	4	12	5	0	1	0	0	0	9	
2 Aaron Scott	G 15:55	1-4	0-0	1-2	2	3	5	1	1	3	1	0	0	0	1	1	2	
Team					1	4	5	0	0	0	1							
Totals		20-45	7-22	12-26	6	29	35	13	20	59	13	11	2	3	2	11		

Shooting By Period
 1st FG%: 10-24 41.7%
 3PT%: 4-13 30.8%
 FT%: 4-11 36.4%
 2nd FG%: 10-21 47.6%
 3PT%: 3-9 33.3%
 FT%: 8-15 53.3%
 GM FG%: 20-45 44.4%
 3PT%: 7-22 31.8%
 FT%: 12-26 46.2%
 Dead Ball Rebounds: 7, 0

Technical Fouls: NONE

UTSA - 48 Record: 9-21 (2-15)

NO. Name	Min	FG		3P		FT		Rebounds		Fouls		TP	AS	TO	ST	Blocks		+/-
		M/A	M/A	M/A	M/A	OR	DR	PF	FD	BS	BA							
11 Lachlan Bofinger	F 22:38	1-4	0-0	0-0	1	2	3	4	1	2	0	1	0	0	1	1	1	-10
24 Jacob Germany	C 30:22	7-16	0-0	3-6	1	9	10	4	5	17	1	0	0	0	0	1	-6	
1 Darius McNeill	G 34:05	5-12	0-3	2-4	0	2	2	1	2	12	2	0	0	0	1	1	-2	
10 Erik Czumbel	G 30:31	2-5	1-2	3-4	0	1	1	4	4	8	3	3	0	0	0	0	-7	
22 Isaiah Addo-Ankrah	G 21:07	0-1	0-1	0-0	0	1	1	1	0	0	0	1	0	0	0	0	-8	
3 Dhiou Deing	G 30:16	3-8	0-4	0-0	0	6	6	2	0	6	1	1	0	0	0	0	-9	
12 Phoenix Ford	G 15:36	1-1	0-0	1-2	0	1	1	4	1	3	0	3	1	0	0	0	0	
22 Christian Tucker	G 15:25	0-1	0-1	0-0	0	4	4	1	0	0	0	1	1	1	0	0	-13	
Team					1	0	1	0	0	0	0							
Totals		19-48	1-11	9-16	3	26	29	21	13	48	7	9	3	2	3	-11		

Shooting By Period
 1st FG%: 5-18 27.8%
 3PT%: 0-5 0.0%
 FT%: 7-10 70%
 2nd FG%: 14-30 46.7%
 3PT%: 1-6 16.7%
 FT%: 2-6 33.3%
 GM FG%: 19-48 39.6%
 3PT%: 1-11 9.1%
 FT%: 9-16 56.3%
 Dead Ball Rebounds: 4, 0

Technical Fouls: Germany 2nd 10:13

	UNT	UTSA
Biggest lead	13 (1 st 2:09)	1 (1 st 15:04)
Best Scoring Run	7 (1 st 11:56)	7 (1 st 15:04)
Lead Changes	2	0
Times Tied	0	2
Time with Lead	38:15	00:31

Points from	UNT	UTSA
Turnovers	9	8
Paint	22	22
Second Chance	5	2
Fast Breaks	9	1
Bench	15	9

Period by Period Scoring	1st	2nd	TOT
UNT	28	31	59
UTSA	17	31	48

RECAP

UNT 59, UTSA 48 // MARCH 3, 2022 // SAN ANTONIO // CONVOCATION CENTER

SAN ANTONIO -- League champion North Texas used a second-half run to pull away from UTSA men's basketball and claim its record 15th straight win, 59-48 on Thursday night at the Convocation Center.

UTSA (9-21, 2-15 Conference USA) trailed by 11 at the half, limited to just five made shots, before Jacob Germany ripped off the first nine UTSA points of the second half as the Roadrunners cut the lead to three twice inside 15 minutes left on the clock. The Mean Green with a 10-2 run midway through the half – making four straight shots – to pull away from the Roadrunners and win their school-record 15th straight game.

A native of Kingston, Okla., Germany had a game-high 17 points with 10 rebounds on 7 of 16 from the field. It marked his 24th game in 30 outings in double figures and his ninth double-double of the year. He made seven of UTSA's 18 buckets in the game, including five of 13 in the second half.

Darius McNeill finished with 12 points and two rebounds, while Erik Czumbel added eight points.

UTSA shot 38 percent in the loss, with UNT shooting 44 percent. UTSA was 1 of 11 from deep and UNT finished 7 of 22. UNT won the battle of the boards, 35-29.

North Texas (23-4, 16-1 C-USA) – the league regular-season champion and a team receiving votes in the AP and Coaches Top-25 polls – was led by senior Thomas Bell, who had 16 points and seven rebounds to lead three in double figures.

LAST TIME VS. RICE

BOX SCORE @ RICE (2/3/2022)

Official Basketball Box Score - Final
UTSA at Rice
 02/03/22 Tudor Fieldhouse, Houston
 2021-22 Men's Basketball
 Game Time: 7:30 PM
 Game Duration: 1:41
 Attendance: 1,638
 Officials: Gary Maxwell, Kipp Kissinger, Marques Pittenger

UTSA - 78 Record: 8-15 (1-9)

NO. Name	Min	FG		3P		FT		Rebounds		Fouls		TP	AS	TO	ST	Blocks		+/-
		M/A	M/A	M/A	M/A	OR	DR	PF	FD	BS	BA							
12 Phoenix Ford	F 17:22	0-1	0-0	0-0	1	2	3	4	0	0	1	1	0	4	0	0	-14	
24 Jacob Germany	C 28:39	10-14	0-0	1	4	5	9	2	2	20	11	2	1	3	0	0	1	
1 Darius McNeill	G 27:17	6-11	0-0	0-0	1	3	4	2	0	12	4	1	0	0	0	2		
10 Erik Czumbel	G 31:47	1-3	0-1	0-0	0	1	1	4	2	2	2	2	0	0	0	0	-26	
21 Jordan Ivy-Curry	G 34:44	3-17	1-6	3-4	0	3	3	1	3	10	9	2	0	1	1	5		
3 Dhiou Deing	G 14:06	3-8	1-3	0-0	0	3	3	0	0	7	1	4	1	0	0	0	-14	
11 Lachlan Bofinger	G 18:37	4-5	0-0	2-3	1	2	2	4	10	11	4	1	0	0	0	0	-1	
32 Isaiah Addo-Ankrah	G 22:21	5-8	0-0	0	3	3	1	0	15	0	1	1	0	0	0	0	-5	
4 Josh Farmer	G 05:07	1-1	0-0	0-0	0	0	1	0	2	0	1	0	0	0	0	0	-2	
Team					1	0	1	0	0	0								
Totals		33-66	7-16	5-8	8	21	29	17	11	78	18	13	7	4	1	-13		

Shooting By Period
 1st FG%: 16-34 47.1%
 3PT%: 3-8 37.5%
 FT%: 5-7 71.4%
 2nd FG%: 17-32 53.1%
 3PT%: 4-8 50.0%
 FT%: 0-1 0%
 GM FG%: 33-66 50.0%
 3PT%: 7-16 43.8%
 FT%: 5-8 62.5%
 Dead Ball Rebounds: 0, 0

Technical Fouls: NONE

Rice - 91 Record: 13-8 (6-4)

NO. Name	Min	FG		3P		FT		Rebounds		Fouls		TP	AS	TO	ST	Blocks		+/-
		M/A	M/A	M/A	M/A	OR	DR	PF	FD	BS	BA							
15 Mix Fiedler	F 26:18	8-13	0-0	0-0	0	2	2	0	4	22	4	1	4	0	1	13		
3 Travis Evee	G 33:19	7-11	2-4	0-0	0	4	4	0	1	16	5	1	0	0	0	16		
4 Quincy Olviri	G 33:02	4-7	2-3	2-2	0	13	13	2	12	4	2	1	0	1	0	29		
12 Carl Pierre	G 34:31	7-10	3-5	2-2	0	4	4	2	19	0	2	0	0	0	9			
24 Chris Mullins	G 32:36	0-3	0-2	3-4	0	1	1	3	3	4	2	1	0	1	13			
5 Cameron Sheffield	G 10:23	0-1	0-0	2-2	0	1	1	1	2	0	1	0	0	0	0	0	-2	
13 Terrance McBride	G 12:20	2-2	0-0	1-4	0	0	0	3	5	2	0	1	1	0	0	0	-11	
34 Myjaijjae Potts	G 13:42	5-6	0-0	2-4	2	1	3	3	12	0	2	0	0	1	1			
11 Riley Abercrombie	G 03:49	0-0	0-0	0-0	0	1	1	0	0	0	1	0	0	0	0	0	-2	
Team					1	1	2	0	0	0								
Totals		33-53	7-14	18-25	3	28	31	11	17	91	20	11	7	1	4	13		

Shooting By Period
 1st FG%: 17-29 58.6%
 3PT%: 2-6 33.3%
 FT%: 8-10 80%
 2nd FG%: 16-24 66.7%
 3PT%: 5-8 62.5%
 FT%: 10-15 66.7%
 GM FG%: 33-53 62.3%
 3PT%: 7-14 50.0%
 FT%: 18-25 72.0%
 Dead Ball Rebounds: 3, 0

Technical Fouls: NONE

	UTSA	Rice
Biggest lead	2 (1 st 18:13)	17 (1 st 4:15)
Best Scoring Run	10 (2 nd 19:17)	7 (1 st 10:36)
Lead Changes	2	0
Times Tied	5	2
Time with Lead	01:30	34:42

Points from	UTSA	Rice
Turnovers	7	19
Paint	42	46
Second Chance	9	7
Fast Breaks	2	18
Bench	34	19

Period by Period Scoring	1st	2nd	TOT
UTSA	40	38	78
Rice	44	47	91

RECAP

RICE 91, UTSA 78 // HOUSTON // TUDOR FIELDHOUSE // FEB. 3, 2022

HOUSTON -- Jacob Germany had 20 points and nine boards and Isaiah Addo-Ankrah splashed a career-high five 3-pointers off the bench but Rice used a hot-shooting start to post a 91-78 win over UTSA men's basketball, on Thursday night in the Tudor Fieldhouse.

UTSA (8-15, 1-9 Conference USA) saw Rice (13-8, 6-4 C-USA) score 18 of its first 22 points in the game in the paint, making 11 of its first 16 shots to build a 10-point lead 10 minutes into the contest. The lead grew to 17 15 minutes into the game as the Owls made 16 of their first 21 shots and hit their first seven free throws. The Roadrunners rallied with a 15-5 run to close the half and narrow the lead at intermission to 44-40.

The Roadrunners kept the hot pace going in the second half, scoring the first four points of the frame to even the game at 44. The Owls were able to regain a nine-point lead after UTSA tied the game but the Roadrunners kept the pressure up, making nine of their first 13 shots in the final stanza to cut the lead to two with 11:19 left.

Rice pushed the lead back to nine and the Roadrunners were able to cut it to four with just over six minutes left but the Owls pushed it back to double digits with five minutes remaining to secure the win.

Germany, a 6-foot-11 native of Kingston, Okla., reached double figures for the 17th time in 23 games in 2021-22, totaling 20 points, nine rebounds and a season-best three blocks. It marked his sixth 20+ point game of the year and the seventh of his career. He was 10 of 14 from the field.

Addo-Ankrah, a product of Houston's Second Baptist High School, had a career high 15 points on five 3-pointers, going 5 of 6 from behind the arc and adding three rebounds.



UTSA IN NCAA RANKINGS

as of 2/28

Category	NCAA Rank	C-USA Rank	Value
3-pt Field Goal Attempts	177	8	621
Assist Turnover Ratio	276	14	0.90
Assists Per Game	292	13	11.4
Blocked Shots Per Game	249	12	2.7
Defensive Rebounds per Game	143	6	25.69
Fewest Fouls	175	9	468
Fewest Turnovers	204	9	368
Field-Goal Percentage	345	14	39.0
Field-Goal Percentage Defense	298	13	45.7
Free Throw Attempts	170	6	493
Free Throws Made	215	10	338
Free-Throw Percentage	270	11	68.6
Offensive Rebounds Per Game	9	1	13.38
Personal Fouls Per Game	143	9	16.1
Rebound Margin	139	6	1.7
Scoring Defense	270	11	73.0
Scoring Margin	294	13	-5.4
Scoring Offense	263	11	67.6
Steals Per Game	256	11	5.8
Three Pt FG Defense	305	12	36.0
Three-Point Field Goals Per Game	286	12	6.2
Three-Point Field-Goal Percentage	340	14	29.1
Total 3-point FGM	267	12	181
Total Assists	260	13	331
Total Blocks	235	11	77
Total Rebounds	28	1	1,133
Total Rebounds Per Game	28	1	39.07
Total Steals	234	11	168
Turnover Margin	212	10	-0.4
Turnovers Forced	220	10	12.31
Turnovers Per Game	175	9	12.7
Won-Lost Percentage	297	13	31.0

UTSA INDIVIDUAL MISCELLANEOUS STATISTICS

DOUBLE FIGURE SCORING GAMES

Player	18-19	19-20	20-21	21-22	Total
Addo-Ankrah	x	x	0	2	2
Aleu	x	x	x	2	2
Alley Jr.	x	x	4	5	9
Bofinger	x	x	1	1	2
Czumbel	x	4	2	3	9
Deing	x	x	x	16	16
Farmer	x	x	x	0	0
Ford	x	0	0	1	1
Germany	x	6	12	24	42
Ivy-Curry	x	x	6	14	20
Jabbar	x	x	x	0	0
Johnson	x	x	x	-	0
McNeill	x	x	x	7	7
Sabally	x	x	x	1	1
Tucker	x	x	x	2	2

20-POINT + SCORING GAMES

Player	18-19	19-20	20-21	21-22	Total
Addo-Ankrah	x	x	0	1	1
Aleu	x	x	x	0	0
Alley Jr.	x	x	0	1	1
Bofinger	x	x	0	0	0
Czumbel	x	0	0	0	0
Deing	x	x	x	5	5
Farmer	x	x	x	0	0
Ford	x	--	0	0	0
Germany	x	0	1	8	9
Ivy-Curry	x	x	0	4	4
Jabbar	x	x	0	0	0
Johnson	x	x	x	-	0
McNeill	x	x	x	1	1
Sabally	x	x	x	0	0
Tucker	x	x	x	0	9

DOUBLE FIGURE REBOUNDING GAMES

Player	18-19	19-20	20-21	21-22	Total
Addo-Ankrah	x	x	0	0	0
Aleu	x	x	x	0	0
Alley Jr.	x	x	0	4	4
Bofinger	x	x	1	2	3
Czumbel	x	0	0	0	0
Deing	x	x	x	2	2
Farmer	x	x	x	0	0
Ford	x	0	0	0	0
Germany	x	2	5	9	16
Ivy-Curry	x	x	0	0	0
Jabbar	x	x	0	0	0
Johnson	x	x	x	-	0
McNeill	x	x	x	0	0
Sabally	x	x	x	0	0
Tucker	x	x	x	0	0

DOUBLE-DOUBLES

Player	18-19	19-20	20-21	21-22	Total
Addo-Ankrah	x	x	0	0	0
Aleu	x	x	x	0	0
Alley Jr.	x	x	0	2	2
Bofinger	x	x	1	0	1
Czumbel	x	0	0	1	1
Deing	x	x	x	2	2
Farmer	x	x	x	0	0
Ford	x	0	0	0	0
Germany	x	1	5	9	15
Ivy-Curry	x	x	0	0	0
Jabbar	x	x	0	0	0
Johnson	x	x	x	-	0
McNeill	x	x	x	0	0
Sabally	x	x	x	0	0
Tucker	x	x	x	0	0

UTSA SINGLE-GAME RECORDS

POINTS

52 by Roderic Hall vs. Maine (12/6/97)

FIELD GOALS MADE

22 by Derrick Gervin vs. Baylor (1/2/85)

FIELD GOALS ATTEMPTED

33 by Jhivvan Jackson at ODU (2/6/20)

HIGHEST FIELD GOAL PERCENTAGE (min. 10 att.)

92.0% (12-13) by Leon Watson vs. Texas College (11/22/98)

FREE THROWS MADE

20 by McEverett Powers vs. Texas-Arlington (1/24/02)

FREE THROWS ATTEMPTED

26 by McEverett Powers vs. Texas-Arlington (1/24/02)

FREE THROW PERCENTAGE (min. 10 att.)

- 100% (15-15) by Keaton Wallace vs. TAMU-CC (12/3/19)
- 100% (14-14) by Afis Olajuwon vs. Sam Houston St. (1/9/93)
- 100% (13-13) by Keon Lewis vs. Texas A&M-Corpus Christi (11/23/13)
- 100% (12-12) by Keon Lewis vs. UTPA (12/7/13)
- 100% (12-12) by Jhivvan Jackson vs. Illinois State (12/21/19)
- 100% (12-12) by Jhivvan Jackson vs. UTEP (1/18/20)
- 100% (11-11) by Devin Gibson vs. Samford (12/20/10)
- 100% (10-10) by Jeff Beverly vs. Texas State (11/25/16)
- 100% (10-10) by Steve Meyer vs. UTPA (12/9/97)
- 100% (10-10) by Travis Gabbidon vs. Colgate (1/2/09)
- 100% (10-10) by Omar Johnson vs. Central Arkansas (2/11/09)

REBOUNDS

25 by Lennell Moore vs. Centenary (1/5/87)

3-POINT FGS MADE

10 by J.R. Harris at UAB (1/7/16)

3-POINT FGS ATTEMPTED

17 by Marlon Anderson vs. Colorado (12/22/95)

ASSISTS

14 by Issy Washington vs. Jarvis Christian (11/29/86)

STEALS

- 8 by Taju Olajuwon vs. Samford (1/19/91)
- 8 by Kurt Attaway vs. Southeastern Louisiana (3/5/04)

BLOCKED SHOTS

6 by Tom Oswald vs. UL Monroe (1/20/96)

TURNOVERS

- 12 by Andrew Francis vs. Northwestern St. (1/13/07)
- 12 by Devin Gibson vs. Arkansas (12/12/07)



MISCELLANEOUS STATISTICS

Current Streak	Lost 3
Current Home Streak	Lost 4
Current Road/Neutral Streak	Lost 1
Last Win	Feb. 17, 2022 at Southern Miss (98-79, ot)
Last Home Win	Jan. 27, 2022 vs. FIU (73-66)
Last Road Win	Feb. 17, 2022 at Southern Miss (98-79, ot)
Last Neutral Win... ..	Dec. 11, 2021 vs. Sam Houston (78-73)
Last Loss	March 3, 2022 vs. UNT (59-48)
Last Home Loss	March 3, 2022 vs. UNT (59-48)
Last Road Loss	Feb. 19, 2022 at LA Tech (95-71)
Last Neutral Loss	March 11, 2021 vs. WKU (80-67)

2021-22 RECORD BY STARTING LINEUP

Alley, Deing, Germany, Ivy-Curry, McNeill	3-3
Alley, Deing, Germany, Ivy-Curry, Sabally	3-1
Bofinger, Czumbel, Deing, Germany, Sabally	0-1
Alley, Czumbel, Deing, Germany, Sabally	0-1
Aleu, Alley, Deing, Ivy-Curry, Germany	0-1
Aleu, Bofinger, Ivy-Curry, Germany, Tucker	1-0
Aleu, Alley, Ivy-Curry, Germany, Tucker	0-2
Bofinger, Germany, McNeill, Sabally, Tucker	0-2
Bofinger, Czumbel, Germany, McNeill, Sabally	0-1
Czumbel, Ford, Germany, McNeill, Sabally	0-1
Czumbel, Ford, Germany, Ivy-Curry, McNeill	1-4
Addo-Ankrah, Bofinger, Czumbel, Germany, McNeill	1-3
Bofinger, Czumbel, Germany, McNeill, Tucker	0-1

LEADING THE TEAM

- Following is the number of times a player led UTSA in scoring, rebounding, assists and steals.
- If two or more players tied for the team lead, all were credited for that game:

Player	Pts.	Reb.	Ast.	Stl.
Isiah Addo-Ankrah	0	0	0	4
Aleu Aleu	0	1	1	1
Cedrick Alley Jr.	1	4	1	5
Lachlan Bofinger	0	3	1	2
Erik Czumbel	1	0	13	2
Dhieu Deing	8	2	3	9
Josh Farmer	0	1	0	2
Phoenix Ford	0	2	0	1
Jacob Germany	10	15	1	6
Jordan Ivy-Curry	8	0	8	5
Artan Jabbar	0	0	0	0
Azavier Johnson	0	0	0	0
Darius McNeill	1	0	6	8
Lamin Sabally	0	2	0	0
Christian Tucker	1	0	6	3

UTSA SPECIALTY STATISTICS

OPPONENT	POINTS VIA						LEADS	W-L, SCORE	LEADS OVERCOME
	T/O	2ND CH	PAINT	FASTB	BENCH	TIES			
Trinity	8	18	52	32	24	2	5	W, 97-66	trailed 7 - 1st - 13:55
at Oklahoma	6	8	10	4	10	1	1	L, 44-96	lost 2 - 1st - 17:02
Texas A&M-Commerce	16	11	34	12	9	6	6	L, 62-65	lost - 7 - 2nd - 14:27
Denver	9	8	36	12	8	1	1	W, 78-64	trailed 7 - 1st - 11:48
IUPUI	13	14	24	10	5	1	2	W, 60-57	trailed 10 - 2nd - 6:44
Texas A&M-Corpus Christi	16	14	26	17	12	0	0	L, 58-77	wire-to-wire loss
Lamar	12	11	32	14	21	0	1	W, 79-73	trailed by 2 - 1st - 19:44
St. Mary's	9	13	36	32	20	1	2	W, 75-65	trailed by 5 - 1st - 15:16
at Grand Canyon	5	20	28	3	6	2	4	L, 71-74	lost - 12 - 1st - 9:50
Sam Houston	11	0	30	4	5	3	0	W, 78-73	wire-to-wire win
UTRGV	18	17	30	9	25	0	1	L, 50-68	lost - 6 - 2nd - 17:44
at Illinois State	13	12	32	9	20	0	1	L, 64-81	lost - 3 - 1st - 18:55
at UAB	14	7	34	4	14	0	0	L, 59-87	lost - 3 - 1st - 19:37
Dallas Christian	25	27	36	27	52	0	0	W, 101-48	wire-to-wire win
Southern Miss	17	10	24	9	10	3	2	L, 73-74	lost - 5 - 2nd - 19:28
LA Tech	4	11	24	10	19	1	1	L, 63-79	lost - 1 - 1st - 10:48
at ODU	11	2	22	6	25	0	0	L, 83-51	wire-to-wire loss
at Charlotte	16	13	32	19	21	0	0	L, 63-62	wire-to-wire loss
at UTEP	7	14	38	0	20	0	1	L, 64-69	lost - 13 - 1st - 0:39
UTEP	9	9	32	13	16	1	1	L, 54-59	lost 1 - 1st - 18:36
FIU	4	23	32	15	21	0	2	W, 73-66	trailed by 5 - 2nd - 5:26
FAU	13	17	26	11	20	4	5	L, 64-73	lost - 4 - 2nd - 15:09
at Rice	7	9	42	2	34	2	1	L, 78-91	lost - 2 - 1st - 18:13
at North Texas	4	6	14	2	20	0	0	L, 45-69	wire-to-wire loss
at Middle Tennessee	15	18	32	11	25	0	0	L, 75-84	lost - 2 - 1st - 19:39
WKU	8	8	20	9	12	1	4	L, 65-71	lost - 4 - 1st - 17:47
at Southern Miss	22	11	32	15	26	9	8	W, 98-79	trailed by 11 - 1st - 8:49
at LA Tech	18	8	32	8	37	0	0	L, 71-95	wire-to-wire loss
UAB	15	7	24	11	22	1	3	L, 56-68	lost - 2 - 1st - 19:33
North Texas	8	2	22	1	9	0	1	L, 59-48	lost - 1 - 15:04

GAME MARGINS

	1	2	3	4	5	6	7	8	9	10	11	12	13	14	15+
Wins by	-	-	1	-	1	1	1	-	-	1	-	-	-	1	3
Losses by	1	-	2	-	2	1	-	-	3	-	1	1	1	-	9

UTSA IN GAMES DECIDED BY

1-5 points	2-5	11-19 points	3-7
6-10 points	3-4	20 or more	1-5

UTSA TOP INDIVIDUAL PERFORMANCES

POINTS 27, twice, last Dhieu Deing vs. St. Mary's (11/29/21)

STEALS 4, twice, last Darius McNeill vs. UAB (2/24/22)

REBOUNDS 14, Cedrick Alley Jr. vs. IUPUI (11/17/21)

BLOCKS 3, twice, Jacob Germany last at Rice (2/3/22)

ASSISTS 11, Erik Czumbel at Southern Miss (2/17/22)





STEVE HENSON

Kansas State, 1990 | Sixth Season @ UTSA & Overall
88-100 career record | 63-28 Home

PERSONAL DATA

Birthplace:
Junction City, Kan.
Wife: Cindy
Sons: Quinton, Pearson

2021-22

- Led UTSA to a 15-11 record and a 9-7 mark in Conference USA.
- Opened the year 5-8 but finished with a fury 10-3 record.
- After inserting Jordan Ivy-Curry into the starting lineup, UTSA went 8-2.
- Jhivvan Jackson and Keaton Wallace finished their careers as two of the top scorers in college basketball history, ranking 1-2 in UTSA history. The pair finished their careers as the second-highest scoring duo among a single recruiting class in NCAA history.
- Jackson finished his career as the 52nd highest scorer in NCAA history, winning three straight C-USA scoring crowns. Wallace ranked among the NCAA's top 475 all-time scorers.
- Ivy-Curry finished his season as a selection for the C-USA All-Freshman Team.

2019-20

- Roadrunners finished the year 13-19 and 7-11 in Conference USA, earning a berth in the league tournament.
- Team was paced by the nation's No. 2 leading scorer, Jackson, who shattered UTSA and C-USA single-season scoring average records with 26.8 points per game.
- Jackson broke the UTSA career and season scoring, and career and season field goals and 3-pointers made records during his junior season.
- Wallace combined with Jackson to average 45.6 points per game, the third-highest scoring duo in the nation and the tops among NCAA backcourts for the second consecutive year. The pair earned All-Conference USA honors.
- Senior forward Byron Frohnen - Henson's first signee after taking the job in 2016 - broke the UTSA career rebounding, games started and games played record, while starting 132 consecutive games over his four-year career.

2018-19

- Led UTSA to a second-place finish in Conference USA.
- Jackson and Wallace combined to lead the nation's backcourts in scoring average (43.1 points per game).
- Jackson won the C-USA scoring crown, with the duo named all-district by the NABC.
- Helped the Roadrunners move into the top pod of C-USA's inaugural bonus play.

2017-18

2017-18 CONFERENCE USA COACH OF THE YEAR

- Guided UTSA to an 20-15 overall record -- the program's most wins since 2010-11.
- Led UTSA to the CollegelInsider.com Postseason Tournament (CIT), which was UTSA's first postseason appearance since the 2011 NCAA Tournament.
- CIT first round win was the second postseason victory in program and UTSA athletics history.
- Won an opening round C-USA tournament game for second consecutive season -- UTSA's only two C-USA tourney wins since joining the conference.
- 11 Conference USA wins was the most by the Roadrunners since joining C-USA.
- Plus-six win improvement over last season after a plus-nine win improvement in year one.
- Developed Conference USA Freshman of the Year Jhivvan Jackson and Conference USA Sixth Player of the Year Deon Lyle. Jackson was also a second team All-Conference USA and All-Freshman Team selection. Keaton Wallace was an All-Freshman Team honoree.
- Led the Roadrunners to the No. 5 seed in the Conference USA Championship after being selected ninth in the preseason poll.
- Posted an 11-3 home record and won five C-USA road games.
- UTSA broke school record for 3-pointers in a season with 353.
- Led UTSA to a top-200 RPI ranking.
- Has recruited and coached four of UTSA's top 10 freshman scorers, including Jackson (record holder) and Wallace (fourth).

COACHING EXPERIENCE

2016-Present: Head Coach, UTSA
2011-16: Assistant Coach, Oklahoma
2004-11: Assistant Coach, UNLV
2003-04: Assistant Coach, South Florida
2002-03: Assistant Coach, Atlanta Hawks
2001-02: Advance Scout, Atlanta Hawks
1999-2000: Assistant Coach, Illinois

PLAYING EXPERIENCE

Professional
1999: Scavolini Pesaro (Italy)
1999: Detroit Pistons
1998-99: Panionios (Greece)
1998: Detroit Pistons
1997-98: Grand Rapids Hoops (CBA)
1995-97: Virtus Roma (Italy)
1994-95: Portland Trail Blazers
1994: Mexico City Aztecas (CBA)
1994: Fargo-Moorhead Fever (CBA)
1993-94: Rapid City Thrillers (CBA)
1993: Charlotte Hornets
1992-93: Atlanta Hawks
1992: La Crosse Catbirds (CBA)
1990-92: Milwaukee Bucks
Collegiate
1986-90: Kansas State
High School
1982-86: McPherson [Kan.] High School



THE LAST TIME ...

TEAM

Played a ranked team

vs. #25 Middle Tennessee (L, 86-70) (03/09/17)

Beat a ranked team

at #13 Arizona State (W, 87-85) (12/18/94)

Lost to a ranked team at home

vs. #18 Arkansas (L, 42-71) (11/30/81)

Lost to a ranked team on road

at #17 Utah State (L, 50-82) (11/19/19)

Lost to a ranked team at neutral site

vs. #25 Middle Tennessee (L, 86-70) (03/09/17)

Played an overtime game

at Southern Miss (W, 98-79) (2/17/22)

Played a double-overtime game

at Charlotte (L, 108-114) (02/25/16)

Scored 130+ points

UTSA: 136 vs. East Central (W, 136-68) (11/22/08)

Opp: N/A

Scored 120+ points

UTSA: 123 vs. SW Adventist (W, 123-43) (3/4/21)

Opp: 121 vs. Centenary (L, 116-121) (1/4/90)

Scored 110+ points

UTSA: 116 at Marshall (W, 116-106) (2/2/19)

Opp: 114 at Charlotte (L, 108-114) (02/25/16)

Scored 100+ points

UTSA: 101 vs. Dallas Christian (W, 101-48) (1/3/22)

Opp: 105, Oklahoma (L, 105-66) (12/3/20)

Scored 90+ points

UTSA: 98, at Southern Miss (W, 98-79) (2/17/22)

Opp: 96, Oklahoma (L, 96-44) (11/12/21)

Scored less than 50 points

UTSA: 44, at Oklahoma (11/12/21)

Opp: 47, FIU (2/6/21)

Shot 70+ percent from field

UTSA: N/A

Opp: 70.0% (42-60), UAB (1/07/16)

Shot 60+ percent from field

UTSA: 64.6% (51-79), vs. SW Adventist (3/4/21)

Opp: 62.3% (33-53), Rice (2/3/22)

Shot 50+ percent from field

UTSA: 50.0% (33-66), at Rice (2/3/22)

Opp: 53.7% (29-54), MTSU (2/7/22)

Shot less than 40 percent from field

UTSA: 39.6% (19-48), vs. UNT (3/3/22)

Opp: 38.2% (21-55), FAU (1/29/22)

Shot less than 30 percent from field

UTSA: 29.2% (14-48), at North Texas (2/5/22)

Opp: 26.1% (18-69), Dallas Christian (1/3/22)

Shot less than 25 percent from field

UTSA: 25.7% (19-74), UTRGV (12/17/21)

Opp: 23.8% (15-63), Jarvis Christian (1/25/12)

Did not make a 3-pointer

UTSA: vs. Texas (1/05/94)

Opp: at Nicholls (1/14/09)

Won by 20+ points

UTSA: (31) (97-66), vs. Trinity (11/9/21)

Opp: (24) (95-71), at LA Tech (2/19/22)

Won by 30+ points

UTSA: (43) (90-47), at FIU (2/6/21)

Opp: (32), (83-51), Old Dominion (1/13/22)

Won by 40+ points

UTSA: (43) (90-47), at FIU (2/6/21)

Opp: (66) 50-116 at Texas (12/08/15)

Won by 50+ points

UTSA: (53) 101-48, vs. Dallas Christian (1/3/22)

Opp: (52) 96-44, Oklahoma (11/12/21)

Won by 60+ points

UTSA: (80) 123-43 vs. SW Adventist (3/4/21)

Opp: (66) 50-116 at Texas (12/08/15)

Scored 50+ points in a half

UTSA: 55 (1st), W, 101-48, vs. Dallas Christian (1/3/22)

Opp: 50 (2nd), L 83-51, at Old Dominion

Scored 50 points in both halves

UTSA: 62 (1st), 63 (2nd) 125-64 vs. Ottawa (11/30/17)

Opp: 51 (1st), 54 (2nd) 105-66, Oklahoma (12/3/20)

Had 5+ players score in double digits

UTSA: Addo-Ankrah (21), Deing (26), Germany (16), Czumbel (16), McNeill (14)

Opp: Max Fielder (22), Carl Pierre (19), Travis Eeve (16), Quincy Olivari (12), Mylyjael Poteat (12), Rice (2/3/22)

Had 2+ 20-point scorers

UTSA: Dhieu Deing (26), Isaiah Addo-Ankrah (21), at Southern Miss (2/17/22)

Opp: Bryson Williams (24), Souley Boum (24), UTEP (1/28/21)

Had 3+ 20-point scorers

UTSA: Jhivvan Jackson (20), Byron Frohnen (21), Keaton Wallace (21), at HBU (11/26/18)

Opp: Donovan Sims (24), Antonio Green (21), James Hawthorne (20), MT (1/17/19)

PLAYER

Scored 50+ points

UTSA: 52, Roderic Hall, vs. Maine (12/6/97)

Opp: 61, Wayman Tisdale, Oklahoma (12/28/83)

Scored 40+ points

UTSA: 45, Jhivvan Jackson, at ODU (2/6/20)

Opp: 41, Mike Daum, South Dakota State (11/20/18)

Scored 30+ points

UTSA: 30, Keaton Wallace, vs. WKU (3/11/21)

Opp: 30, Keaton Willis, LA Tech (2/19/22)

Recorded a triple-double

UTSA: Devin Gibson, (28 pts, 10 reb, 10 ast) vs. Samford (3/9/11)

Opp: Maurice Baker, Oklahoma State (19 pts, 14 reb, 10 ast) (1/3/01)

Recorded a double-double

UTSA: Jacob Germany (17 pts, 10 reb), vs. UNT (3/3/22)

Opp: Trey Jemison (10 pts, 12 reb), UAB (2/24/22)

Two players recorded a double-double

UTSA: Dhieu Deing (26 pts, 10 reb), Erik Czumbel (16 pts, 11 asts), at Southern Miss (2/17/22)

Opp: DeAndre Pinckney (17 pts, 11 reb), Tyler Stevenson (19 pts, 12 reb), Southern Miss (2/17/22)

Recorded 20+ rebounds

UTSA: 20, Clarence McGee, vs Hardin-Simmons (2/27/88)

Opp: 22, Wayman Tisdale, Oklahoma (12/28/83)

Recorded 15+ rebounds

UTSA: 15, Jacob Germany, at ODU (2/6/20)

Opp: 16, Jared Savage, WKU (2/15/20)

Recorded 20+pts/20+reb

UTSA: Clarence McGee (20 pts, 20 reb), vs. Hardin-Simmons (2/27/88)

Opp: Wayman Tisdale (61 pts, 22 reb), Oklahoma, (12/28/83)

Recorded 10+ assists

UTSA: 11, Erik Czumbel, at Southern Miss (2/17/22)

Opp: 11, Tyree Griffin, Southern Miss (3/9/19)

Made 8+ 3-pointers

UTSA: 8, Keaton Wallace, vs. UAB (3/11/20)

Opp: 8, Keaton Willis, LA Tech (2/19/22)

Made 15+ free throws

UTSA: 15, Keaton Wallace, vs. Texas A&M-Corpus Christi (12/3/19)

Opp: 15, Akeem Richmond, East Carolina (2/8/14)

Made 10+ free throws

UTSA: 12, Jhivvan Jackson, at North Texas (1/23/20)

Opp: 11, Jacolby Pemberton, Louisiana Tech (1/16/21)

Recorded 10+ blocks

UTSA: N/A

Opp: 13, Wojciech Myrda, Louisiana-Monroe (1/17/02)

Recorded 5+ blocks

UTSA: 5, Jacob Germany, vs. Southern Miss (1/22/21)

Opp: 5, Osasumwen Osaghae, FIU (01/11/18)

Recorded 5+ steals

UTSA: 5, Keaton Wallace, vs. Wiley (11/22/19)

Opp: 6, Dorian Lopez, St. Edwards (11/7/18)

Played every minute (regulation)

UTSA: Erik Czumbel, Darius McNeill, at UTEP (1/20/22)

Opp: Taylan Grogan, Wiley College (11/22/19)

Two players played every minute (regulation)

UTSA: Erik Czumbel, Darius McNeill, at UTEP (1/20/22)

Opp: Taevion Kinsey, Marshall (2/13/20)

Played every minute (+OT)

UTSA: Jordan Sims, at Tulsa (3/2/14)

Opp: Jared Savage, WKU (2/15/20)

Played every minute (+2OT)

UTSA: N/A

Opp: Jon Davis, Charlotte (2/25/16)

Fouled out

UTSA: Erik Czumbel, at LA Tech (2/19/22)

Opp: Vladislav Goldin, FAU (1/29/22)

Two or more players fouled out


UTSA: Keaton Wallace, Erik Czumbel, at Oregon St. (12/16/20)

Opp: Jame Harrison, Josh Nzeakor, vs. Lamar (3/14/18)

GAME-BY-GAME STARTING LINEUPS

OPPONENT	G	G	G/F	G/F	F/C	RECORD BY LINEUP
Trinity	Deing	McNeill	Ivy-Curry	Alley Jr.	Germany	
at Oklahoma	Deing	McNeill	Ivy-Curry	Alley Jr.	Germany	
Texas A&M-Commerece	Deing	McNeill	Ivy-Curry	Alley Jr.	Germany	
Denver	Deing	McNeill	Ivy-Curry	Alley Jr.	Germany	
IUPUI	Deing	McNeill	Ivy-Curry	Alley Jr.	Germany	
Texas A&M-Corpus Christi	Deing	McNeill	Ivy-Curry	Alley Jr.	Germany	3-3
Lamar	Deing	Sabally	Ivy-Curry	Alley Jr.	Germany	
St. Mary's	Deing	Sabally	Ivy-Curry	Alley Jr.	Germany	
at Grand Canyon	Deing	Sabally	Ivy-Curry	Alley Jr.	Germany	
vs. Sam Houston	Deing	Sabally	Ivy-Curry	Alley Jr.	Germany	3-1
UTRGV	Deing	Sabally	Czumbel	Bofinger	Germany	0-1
at Illinois State	Deing	Sabally	Czumbel	Alley Jr.	Germany	0-1
at UAB	Deing	Ivy-Curry	Aleu	Alley Jr.	Germany	0-1
Dallas Christian	Tucker	Ivy-Curry	Aleu	Bofinger	Germany	1-0
Southern Miss	Tucker	Ivy-Curry	Aleu	Alley Jr.	Germany	
LA Tech	Tucker	Ivy-Curry	Aleu	Alley Jr.	Germany	0-2
at Old Dominion	Tucker	McNeill	Sabally	Bofinger	Germany	
at Charlotte	Tucker	McNeill	Sabally	Bofinger	Germany	0-2
at UTEP	Czumbel	McNeill	Sabally	Bofinger	Germany	0-1
UTEP	Czumbel	McNeill	Sabally	Ford	Germany	0-1
FIU	Czumbel	McNeill	Ivy-Curry	Ford	Germany	
FAU	Czumbel	McNeill	Ivy-Curry	Ford	Germany	
at Rice	Czumbel	McNeill	Ivy-Curry	Ford	Germany	
at North Texas	Czumbel	McNeill	Ivy-Curry	Ford	Germany	
at Middle Tennessee	Czumbel	McNeill	Ivy-Curry	Ford	Germany	1-4
WKU	Czumbel	McNeill	Addo-Ankrah	Bofinger	Germany	
at Southern Miss	Czumbel	McNeill	Addo-Ankrah	Bofinger	Germany	
at La Tech	Czumbel	McNeill	Addo-Ankrah	Bofinger	Germany	
UAB	Czumbel	McNeill	Tucker	Bofinger	Germany	0-1
North Texas	Czumbel	McNeill	Addo-Ankrah	Bofinger	Germany	1-3

CONVOCATION CENTER (OPENED: 1975; CAPACITY: 2,650)



TOP-10 CROWDS

1. 4,913 vs. TXST (2/27/99)
2. 4,258 vs. Little Rock (1/5/89)
3. 4,040 vs. Lamar (2/29/84)
4. 3,800 vs. TCU (12/3/88)
5. 3,676 vs. SHSU (2/20/10)
6. 3,373 vs. SHSU (2/5/00)
7. 3,367 vs. New Orleans (1/21/83)
8. 3,311 vs. TXST (1/21/95)
9. 3,257 vs. SFA (3/12/04)
10. 3,236 vs. ULM (2/8/02)

Season High: 2,494 vs. Oklahoma

COMBINED STATISTICS

RECORD:	OVERALL	HOME	AWAY	NEUTRAL
ALL GAMES	9-21	7-10	1-11	1-0
CONFERENCE	2-15	1-7	1-8	0-0
NON-CONFERENCE	7-6	6-3	0-3	1-0

#	Player	gp-gs	min	avg	Total		3-Point		F-Throw		Rebounds				pf	dq	a	to	blk	stl	pts	avg
					fg-fga	fg%	3fg-fga	3fg%	ft-fga	ft%	off	def	tot	avg								
24	Jacob Germany	30-30	814	27.1	178-372	.478	1-10	.100	87-123	.707	80	139	219	7.3	64	0	17	54	25	18	444	14.8
03	Dhieu Deing	23-13	632	27.5	110-316	.348	53-177	.299	49-65	.754	31	95	126	5.5	42	0	33	42	4	33	322	14.0
21	Jordan Ivy-Curry	21-19	580	27.6	101-291	.347	45-133	.338	45-56	.804	13	36	49	2.3	25	0	48	51	3	19	292	13.9
0	Cedrick Alley Jr.	15-14	413	27.5	50-146	.342	16-55	.291	24-35	.686	33	69	102	6.8	25	0	25	21	5	18	140	9.3
01	Darius McNeill	27-20	647	24.0	73-172	.424	7-38	.184	29-37	.784	15	51	66	2.4	47	0	50	36	4	26	182	6.7
32	Isaiah Addo-Ankrah	20-4	293	14.7	31-80	.388	28-69	.406	6-7	.857	8	22	30	1.5	16	0	6	12	1	5	96	4.8
02	Aleu Aleu	10-4	151	15.1	12-36	.333	5-17	.294	13-16	.813	10	14	24	2.4	15	0	8	14	0	3	42	4.2
10	Erik Czumbel	30-14	759	25.3	43-115	.374	11-45	.244	25-40	.625	4	66	70	2.3	77	1	78	33	6	9	122	4.1
22	Christian Tucker	23-6	361	15.7	23-79	.291	4-29	.138	33-43	.767	4	36	40	1.7	30	0	27	28	7	10	83	3.6
11	Lachlan Bofinger	30-10	451	15.0	41-88	.466	0-6	.000	13-34	.382	45	68	113	3.8	41	0	21	23	12	10	95	3.2
20	Lamin Sabally	20-10	255	12.8	23-66	.348	8-23	.348	7-11	.636	23	30	53	2.7	9	0	5	14	4	2	61	3.1
12	Phoenix Ford	27-6	428	15.9	30-64	.469	1-7	.143	8-27	.296	42	48	90	3.3	72	3	14	20	5	14	69	2.6
04	Josh Farmer	22-0	211	9.6	21-58	.362	2-15	.133	8-13	.615	17	35	52	2.4	24	1	3	19	3	4	52	2.4
13	Artan Jabbar	6-0	30	5.0	3-11	.273	1-8	.125	0-2	.000	0	3	3	0.5	2	0	3	2	0	0	7	1.2
Team											66	59	125				8					
Total.....		30	6025		739-1894	.390	182-632	.288	347-509	.682	391	771	1162	38.7	489	5	338	377	79	171	2007	66.9
Opponents.....		30	6025		791-1733	.456	240-669	.359	353-550	.642	264	856	1120	37.3	475	7	445	368	116	204	2175	72.5

TEAM STATISTICS	UTSA	OPP	Date	Opponent	Score	Att.
SCORING	2007	2175	11/09/21	TRINITY (TX)	w 97-66	1302
Points per game	66.9	72.5	11/12/21	at Oklahoma	L 44-96	6320
Scoring margin	-5.6	-	11/15/21	TEX. A&M-COMMERCE	L 62-65	914
FIELD GOALS-ATT	739-1894	791-1733	# 11/16/21	DENVER	w 78-64	848
Field goal pct	.390	.456	# 11/17/21	IUPUI	w 60-57	678
3 POINT FG-ATT	182-632	240-669	# 11/21/21	A&M-CORPUS CHRISTI	L 58-77	1065
3-point FG pct	.288	.359	11/24/21	LAMAR UNIVERSITY	w 79-73	758
3-pt FG made per game	6.1	8.0	11/29/21	ST. MARY'S (TX)	w 75-65	970
FREE THROWS-ATT	347-509	353-550	12/02/21	at Grand Canyon	L 71-74	6844
Free throw pct	.682	.642	^ 12/11/21	vs Sam Houston State	w 78-73	3100
F-Throws made per game	11.6	11.8	12/17/21	UTRGV	L 50-68	748
REBOUNDS	1162	1120	12/21/21	at Illinois St.	L 64-81	2345
Rebounds per game	38.7	37.3	* 01/01/22	at UAB	L 59-87	2730
Rebounding margin	+1.4	-	01/03/22	DALLAS CHRISTIAN	w 101-48	278
ASSISTS	338	445	* 01/06/22	SOUTHERN MISS.	L 73-74	718
Assists per game	11.3	14.8	* 01/08/22	LOUISIANA TECH	L 63-79	773
TURNOVERS	377	368	* 01/13/22	at Old Dominion	L 51-83	4657
Turnovers per game	12.6	12.3	* 01/15/22	at Charlotte	L 53-62	26
Turnover margin	-0.3	-	* 01/20/22	at UTEP	L 64-69	5021
Assist/turnover ratio	0.9	1.2	* 01/23/22	UTEP	L 54-59	924
STEALS	171	204	* 01/27/22	FIU	w 73-66	801
Steals per game	5.7	6.8	* 01/29/22	FLA. ATLANTIC	L 64-73	1129
BLOCKS	79	116	* 02/03/22	at Rice	L 78-91	1638
Blocks per game	2.6	3.9	* 02/05/22	at North Texas	L 45-69	4227
ATTENDANCE	14698	46602	* 02/07/22	at Middle Tenn.	L 75-84	2802
Home games-Avg/Game	17-865	12-3625	* 02/12/22	WESTERN KY.	L 65-71	1123
Neutral site-Avg/Game	-	1-3100	* 02/17/22	at Southern Miss.	Wot 98-79	3339
Score by Periods	1st 2nd OT Totals		* 02/19/22	at Louisiana Tech	L 71-95	3553
UTSA	935 1050 22 2007		* 02/24/22	UAB	L 56-68	805
Opponents	989 1183 3 2175		* 03/03/22	NORTH TEXAS	L 48-59	864

* = Conference game
 # = 210 San Antonio Shootout (San Antonio)
 ^ = Houston's Toyota Center

COMBINED C-USA STATISTICS

RECORD:	OVERALL	HOME	AWAY	NEUTRAL
ALL GAMES	2-15	1-7	1-8	0-0
CONFERENCE	2-15	1-7	1-8	0-0
NON-CONFERENCE	0-0	0-0	0-0	0-0

#	Player	gp-gs	min	avg	Total		3-Point		F-Throw		Rebounds			pf	dq	a	to	blk	stl	pts	avg	
					fg-fga	fg%	3fg-fga	3fg%	ft-fa	ft%	off	def	tot									avg
24	Jacob Germany	17-17	497	29.2	111-233	.476	0-2	.000	44-68	.647	48	98	146	8.6	40	0	7	29	12	9	266	15.6
21	Jordan Ivy-Curry	10-8	263	26.3	46-144	.319	19-70	.271	23-31	.742	4	16	20	2.0	13	0	20	23	1	4	134	13.4
03	Dhieu Deing	11-1	287	26.1	42-135	.311	25-81	.309	16-21	.762	12	43	55	5.0	25	0	15	17	2	17	125	11.4
01	Darius McNeill	17-14	449	26.4	57-132	.432	4-24	.167	21-28	.750	12	35	47	2.8	28	0	36	28	1	20	139	8.2
00	Cedrick Alley Jr.	3-3	70	23.3	6-25	.240	4-13	.308	4-7	.571	4	7	11	3.7	3	0	6	3	0	3	20	6.7
32	Isaiah Addo-Ankrah	15-4	267	17.8	30-72	.417	27-63	.429	3-4	.750	8	20	28	1.9	15	0	6	11	0	5	90	6.0
10	Erik Czumbel	17-12	471	27.7	34-81	.420	10-33	.303	19-29	.655	0	41	41	2.4	52	1	52	24	3	4	97	5.7
02	Aleu Aleu	5-3	91	18.2	5-17	.294	2-7	.286	10-12	.833	5	7	12	2.4	8	0	4	9	0	1	22	4.4
11	Lachlan Bofinger	17-8	304	17.9	23-49	.469	0-1	.000	12-31	.387	22	42	64	3.8	30	0	10	15	7	5	58	3.4
20	Lamin Sabally	10-4	133	13.3	11-37	.297	4-14	.286	5-8	.625	10	14	24	2.4	6	0	1	7	2	1	31	3.1
22	Christian Tucker	12-5	210	17.5	12-48	.250	1-18	.056	12-15	.800	3	18	21	1.8	11	0	17	13	4	4	37	3.1
12	Phoenix Ford	16-6	270	16.9	21-42	.500	0-5	.000	5-13	.385	24	32	56	3.5	45	1	8	13	3	10	47	2.9
04	Josh Farmer	12-0	106	8.8	11-25	.440	0-6	.000	2-4	.500	2	17	19	1.6	15	1	1	8	2	3	24	2.0
13	Artan Jabbar	2-0	7	3.5	0-1	.000	0-1	.000	0-0	.000	0	1	1	0.5	0	0	0	1	0	0	0	0.0
Team											40	38	78				4					
Total.....		17	3425		409-1041	.393	96-338	.284	176-271	.649	194	429	623	36.6	291	3	183	205	37	86	1090	64.1
Opponents.....		17	3425		448-945	.474	138-363	.380	234-344	.680	122	489	611	35.9	253	3	255	176	77	115	1268	74.6

TEAM STATISTICS

	UTSA	OPP
SCORING	1090	1268
Points per game	64.1	74.6
Scoring margin	-10.5	-
FIELD GOALS-ATT	409-1041	448-945
Field goal pct	.393	.474
3 POINT FG-ATT	96-338	138-363
3-point FG pct	.284	.380
3-pt FG made per game	5.6	8.1
FREE THROWS-ATT	176-271	234-344
Free throw pct	.649	.680
F-Throws made per game	10.4	13.8
REBOUNDS	623	611
Rebounds per game	36.6	35.9
Rebounding margin	+0.7	-
ASSISTS	183	255
Assists per game	10.8	15.0
TURNOVERS	205	176
Turnovers per game	12.1	10.4
Turnover margin	-1.7	-
Assist/turnover ratio	0.9	1.4
STEALS	86	115
Steals per game	5.1	6.8
BLOCKS	37	77
Blocks per game	2.2	4.5
ATTENDANCE	7137	27993
Home games-Avg/Game	8-892	9-3110
Neutral site-Avg/Game	-	0-0

Date	Opponent	Score	Att.
* 01/01/22	at UAB	L 59-87	2730
* 01/06/22	SOUTHERN MISS.	L 73-74	718
* 01/08/22	LOUISIANA TECH	L 63-79	773
* 01/13/22	at Old Dominion	L 51-83	4657
* 01/15/22	at Charlotte	L 53-62	26
* 01/20/22	at UTEP	L 64-69	5021
* 01/23/22	UTEP	L 54-59	924
* 01/27/22	FIU	W 73-66	801
* 01/29/22	FLA. ATLANTIC	L 64-73	1129
* 02/03/22	at Rice	L 78-91	1638
* 02/05/22	at North Texas	L 45-69	4227
* 02/07/22	at Middle Tenn.	L 75-84	2802
* 02/12/22	WESTERN KY.	L 65-71	1123
* 02/17/22	at Southern Miss.	Wot 98-79	3339
* 02/19/22	at Louisiana Tech	L 71-95	3553
* 02/24/22	UAB	L 56-68	805
* 03/03/22	NORTH TEXAS	L 48-59	864

* = Conference game
 # = 210 San Antonio Shootout (San Antonio)
 ^ = Houston's Toyota Center

Score by Periods	1st	2nd	OT	Totals
UTSA	494	574	22	1090
Opponents	600	665	3	1268

GAME HIGHS

Opponent	Date	Score	Points	Rebounds	Assists	Steals	Blocked shots
TRINITY (TX)	11/09/21	97-66	24-Jacob Germany	7-Cedrick Alley Jr.	6-Darius McNeill	3-Dhieu Deing Erik Czumbel	2-Jacob Germany Cedrick Alley Jr.
at Oklahoma	11/12/21	44-96	15-Dhieu Deing	5-Josh Farmer Phoenix Ford	3-Erik Czumbel	1-Cedrick Alley Jr. Jordan Ivy-Curry Josh Farmer Darius McNeill	1-Jacob Germany
TEX. A&M-COMMERCE	11/15/21	62-65	16-Dhieu Deing	12-Cedrick Alley Jr.	4-Jordan Ivy-Curry	2-Dhieu Deing Cedrick Alley Jr.	1-Lachlan Bofinger Jacob Germany Jordan Ivy-Curry
DENVER	11/16/21	78-64	27-Jordan Ivy-Curry	11-Lachlan Bofinger	3-Jacob Germany Erik Czumbel	3-Jordan Ivy-Curry	1-Cedrick Alley Jr. Lachlan Bofinger
IUPUI	11/17/21	60-57	20-Dhieu Deing	14-Cedrick Alley Jr.	4-Jordan Ivy-Curry	3-Dhieu Deing	1-Jacob Germany
A&M-CORPUS CHRISTI	11/21/21	58-77	21-Jordan Ivy-Curry	7-Dhieu Deing	3-Jordan Ivy-Curry Erik Czumbel	3-Jordan Ivy-Curry	1-Jacob Germany Erik Czumbel Cedrick Alley Jr. Dhieu Deing
LAMAR UNIVERSITY	11/24/21	79-73	26-Dhieu Deing	5-Lachlan Bofinger	4-Jordan Ivy-Curry	2-Jacob Germany	2-Lachlan Bofinger Christian Tucker
ST. MARY'S (TX)	11/29/21	75-65	27-Dhieu Deing	12-Cedrick Alley Jr.	4-Dhieu Deing	2-Dhieu Deing Jacob Germany	1-Jacob Germany Lachlan Bofinger Erik Czumbel
at Grand Canyon	12/02/21	71-74	24-Cedrick Alley Jr.	11-Cedrick Alley Jr.	2-Jordan Ivy-Curry Christian Tucker Erik Czumbel	2-Cedrick Alley Jr.	1-Cedrick Alley Jr.
vs Sam Houston State	12/11/21	78-73	26-Deing,Dhieu	8-Jacob Germany	3-Jordan Ivy-Curry	4-Cedrick Alley Jr.	3-Jacob Germany
UTRGV	12/17/21	50-68	16-Jacob Germany	9-Jacob Germany	4-Erik Czumbel	2-Dhieu Deing Cedrick Alley Jr.	2-Jacob Germany
at Illinois St.	12/21/21	64-81	17-Jacob Germany	7-Lamin Sabally	2-Christian Tucker Dhieu Deing Erik Czumbel	2-Lachlan Bofinger Christian Tucker	1-Jacob Germany
at UAB	01/01/22	59-87	26-Jacob Germany	10-Jacob Germany	2-Erik Czumbel Aleu Aleu	2-Dhieu Deing	1-Christian Tucker Jacob Germany Josh Farmer
DALLAS CHRISTIAN	01/03/22	101-48	17-Jordan Ivy-Curry	10-Lachlan Bofinger	6-Christian Tucker	2-Jordan Ivy-Curry Jacob Germany	2-Lamin Sabally Darius McNeill
SOUTHERN MISS.	01/06/22	73-74	23-Jordan Ivy-Curry	9-Jacob Germany	3-Cedrick Alley Jr.	3-Jacob Germany Cedrick Alley Jr.	None
LOUISIANA TECH	01/08/22	63-79	22-Jordan Ivy-Curry	13-Jacob Germany	3-Christian Tucker	2-Darius McNeill	1-Phoenix Ford
at Old Dominion	01/13/22	51-83	16-Erik Czumbel	7-Jacob Germany	4-Darius McNeill	1-Aleu Aleu Darius McNeill	1-Josh Farmer Lamin Sabally
at Charlotte	01/15/22	53-62	10-Christian Tucker	12-Lamin Sabally	2-Lachlan Bofinger Christian Tucker	2-Lachlan Bofinger	1-Christian Tucker Lamin Sabally Jacob Germany
at UTEP	01/20/22	64-69	21-Jacob Germany	10-Jacob Germany	8-Erik Czumbel	1-Isaiah Addo-Ankrah Jacob Germany	2-Erik Czumbel
UTEP	01/23/22	54-59	20-Darius McNeill	6-Phoenix Ford	3-Darius McNeill	1-Darius McNeill Isaiah Addo-Ankrah Josh Farmer Christian Tucker Erik Czumbel	1-Jacob Germany
FIU	01/27/22	73-66	23-Jacob Germany	11-Jacob Germany	5-Erik Czumbel	2-Dhieu Deing Darius McNeill	1-Jacob Germany Dhieu Deing Darius McNeill

GAME HIGHS

2021-22 UTSA Roadrunners Basketball
UTSA Game-by-Game Highs (as of Mar 03, 2022)
All games

Opponent	Date	Score	Points	Rebounds	Assists	Steals	Blocked shots
FLA. ATLANTIC	01/29/22	64-73	19-Jordan Ivy-Curry	10-Jacob Germany	4-Darius McNeill	3-Dhieu Deing	2-Jacob Germany Lachlan Bofinger
at Rice	02/03/22	78-91	20-Jacob Germany	9-Jacob Germany	9-Jordan Ivy-Curry	4-Phoenix Ford	3-Jacob Germany
at North Texas	02/05/22	45-69	15-Jordan Ivy-Curry	8-Phoenix Ford	1-Jordan Ivy-Curry Darius McNeill Christian Tucker	2-Dhieu Deing	1-Phoenix Ford
at Middle Tenn.	02/07/22	75-84	19-Jordan Ivy-Curry	9-Jacob Germany	4-Dhieu Deing	2-Jacob Germany Jordan Ivy-Curry	1-Jacob Germany
WESTERN KY.	02/12/22	65-71	26-Jacob Germany	11-Jacob Germany	6-Darius McNeill	2-Darius McNeill	2-Lachlan Bofinger
at Southern Miss.	02/17/22	98-79	26-Dhieu Deing	10-Dhieu Deing	11-Erik Czumbel	2-Dhieu Deing Darius McNeill	1-Erik Czumbel Lachlan Bofinger
at Louisiana Tech	02/19/22	71-95	21-Jacob Germany	10-Jacob Germany	3-Erik Czumbel	3-Dhieu Deing Darius McNeill	None
UAB	02/24/22	56-68	16-Dhieu Deing	7-Jacob Germany	6-Erik Czumbel	4-Darius McNeill	1-Dhieu Deing Jacob Germany
NORTH TEXAS	03/03/22	48-59	17-Jacob Germany	10-Jacob Germany	3-Erik Czumbel	1-Isaiah Addo-Ankrah Phoenix Ford	1-Christian Tucker Lachlan Bofinger

PER 40-MINUTE AVERAGES

##	Player	min	fgm	fga	pct	3fgm	3fga	pct	ftm	fta	pct	oreb	dreb	treb	pf	a	to	blk	stl	pts
0	Cedrick Alley Jr.	40	4.8	14.1	.342	1.5	5.3	.291	2.3	3.4	.686	3.2	6.7	9.9	2.4	2.4	2.0	0.5	1.7	13.6
32	Isaiah Addo-Ankrah	40	4.2	10.9	.388	3.8	9.4	.406	0.8	1.0	.857	1.1	3.0	4.1	2.2	0.8	1.6	0.1	0.7	13.1
02	Aleu Aleu	40	3.2	9.5	.333	1.3	4.5	.294	3.4	4.2	.813	2.6	3.7	6.4	4.0	2.1	3.7	0.0	0.8	11.1
11	Lachlan Bofinger	40	3.6	7.8	.466	0.0	0.5	.000	1.2	3.0	.382	4.0	6.0	10.0	3.6	1.9	2.0	1.1	0.9	8.4
10	Erik Czumbel	40	2.3	6.1	.374	0.6	2.4	.244	1.3	2.1	.625	0.2	3.5	3.7	4.1	4.1	1.7	0.3	0.5	6.4
03	Dhieu Deing	40	7.0	20.0	.348	3.4	11.2	.299	3.1	4.1	.754	2.0	6.0	8.0	2.7	2.1	2.7	0.3	2.1	20.4
04	Josh Farmer	40	4.0	11.0	.362	0.4	2.8	.133	1.5	2.5	.615	3.2	6.6	9.9	4.5	0.6	3.6	0.6	0.8	9.9
12	Phoenix Ford	40	2.8	6.0	.469	0.1	0.7	.143	0.7	2.5	.296	3.9	4.5	8.4	6.7	1.3	1.9	0.5	1.3	6.4
24	Jacob Germany	40	8.7	18.3	.478	0.0	0.5	.100	4.3	6.0	.707	3.9	6.8	10.8	3.1	0.8	2.7	1.2	0.9	21.8
21	Jordan Ivy-Curry	40	7.0	20.1	.347	3.1	9.2	.338	3.1	3.9	.804	0.9	2.5	3.4	1.7	3.3	3.5	0.2	1.3	20.1
13	Artan Jabbar	40	4.0	14.7	.273	1.3	10.7	.125	0.0	2.7	.000	0.0	4.0	4.0	2.7	4.0	2.7	0.0	0.0	9.3
01	Darius McNeill	40	4.5	10.6	.424	0.4	2.3	.184	1.8	2.3	.784	0.9	3.2	4.1	2.9	3.1	2.2	0.2	1.6	11.3
20	Lamin Sabally	40	3.6	10.4	.348	1.3	3.6	.348	1.1	1.7	.636	3.6	4.7	8.3	1.4	0.8	2.2	0.6	0.3	9.6
22	Christian Tucker	40	2.5	8.8	.291	0.4	3.2	.138	3.7	4.8	.767	0.4	4.0	4.4	3.3	3.0	3.1	0.8	1.1	9.2

GAME-BY-GAME COMPARISON

Opponent	1st	2nd	Score	Mar	Total FG	FG Pct	3-Pointers	3FG Pct	Free Throws	FT Pct	Rebounds	Assist	T/Over	Block	Steal	Fouls
TRINITY (TX)	49/30	48/36	97-66	+31	36-76/28-63	.474/.444	7-23/6-26	.304/.231	18-25/4-8	.720/.500	44/37 (+7)	24/17	8/20	5/1	12/1	13/18
Oklahoma	10/33	34/63	44-96	(52)	15-66/39-67	.227/.582	8-31/11-26	.258/.423	6-10/7-12	.600/.583	32/52 (-20)	5/22	15/10	1/4	4/8	12/13
TEX. A&M-COMMERCE	31/29	31/36	62-65	(3)	25-62/21-47	.403/.447	3-17/5-19	.176/.263	9-19/18-31	.474/.581	41/35 (+6)	9/14	17/18	3/4	7/10	18/19
DENVER	42/35	36/29	78-64	+14	29-63/22-59	.460/.373	8-20/10-30	.400/.333	12-17/10-15	.706/.667	44/32 (+12)	10/14	9/11	2/4	4/3	14/13
IUPUI	28/33	32/24	60-57	+3	21-63/23-47	.333/.489	7-19/7-18	.368/.389	11-16/4-8	.688/.500	33/37 (4)	11/13	10/15	1/6	7/4	11/14
A&M-CORPUS CHRISTI	29/40	29/37	58-77	(19)	22-69/29-58	.319/.500	5-26/2-11	.192/.182	9-14/17-25	.643/.680	34/52 (-18)	11/11	11/19	4/3	9/8	21/18
LAMAR UNIVERSITY	35/28	44/45	79-73	+6	25-53/26-62	.472/.419	6-20/6-21	.300/.286	23-28/15-24	.821/.625	31/40 (9)	14/12	12/13	5/2	5/6	18/21
ST. MARY'S (TX)	37/25	38/40	75-65	+10	24-59/25-72	.407/.347	4-14/5-26	.286/.192	23-34/10-18	.676/.556	52/38 (+14)	13/13	18/10	3/5	5/12	13/23
Grand Canyon	29/34	42/40	71-74	(3)	25-69/27-59	.362/.458	6-23/11-28	.261/.393	15-17/9-20	.882/.450	51/32 (+19)	8/15	13/8	1/3	3/8	22/16
Sam Houston State	42/24	36/49	78-73	+5	27-57/27-67	.474/.403	10-23/15-35	.435/.429	14-14/4-9	1000/.444	36/37 (1)	11/12	14/15	4/0	10/5	11/12
UTRGV	26/27	24/41	50-68	(18)	19-74/25-58	.257/.431	2-21/7-17	.095/.412	10-13/11-18	.769/.611	42/49 (7)	9/12	14/19	3/3	5/6	17/16
Illinois St.	28/39	36/42	64-81	(17)	25-66/33-60	.379/.550	3-20/9-23	.150/.391	11-19/6-12	.579/.500	36/40 (4)	9/21	10/15	1/2	7/7	18/23
UAB	31/49	28/38	59-87	(28)	22-63/32-65	.349/.492	2-15/10-21	.133/.476	13-19/13-17	.684/.765	33/45 (-12)	8/16	12/9	3/2	4/9	14/16
DALLAS CHRISTIAN	55/12	46/36	101-48	+53	37-76/18-69	.487/.261	17-37/8-26	.459/.308	10-12/4-6	.833/.667	63/28 (+35)	21/14	21/19	9/2	7/11	10/16
SOUTHERN MISS.	32/32	41/42	73-74	(1)	24-63/28-57	.381/.491	8-20/6-20	.400/.300	17-25/12-18	.680/.667	40/36 (+4)	8/12	10/13	0/7	8/8	14/17
LOUISIANA TECH	26/40	37/39	63-79	(16)	25-59/30-62	.424/.484	5-17/14-28	.294/.500	8-15/5-12	.533/.417	41/32 (+9)	10/19	14/7	1/3	2/6	11/13
Old Dominion	21/33	30/50	51-83	(32)	19-49/34-55	.388/.618	1-13/7-16	.077/.438	12-21/8-15	.571/.533	27/33 (-6)	8/19	11/6	2/1	2/8	14/17
Charlotte	22/34	31/28	53-62	(9)	20-68/17-49	.294/.347	2-16/8-25	.125/.320	11-17/20-24	.647/.833	48/36 (+12)	7/14	13/12	3/8	4/5	18/19
UTEP	38/27	26/42	64-69	(5)	26-59/23-58	.441/.397	4-13/10-28	.308/.357	8-16/13-15	.500/.867	41/32 (+9)	10/17	8/4	4/7	2/5	12/13
UTEP	20/30	34/29	54-59	(5)	20-58/21-52	.345/.404	2-12/8-20	.167/.400	12-19/9-12	.632/.750	38/35 (+3)	7/14	13/14	1/11	5/6	15/15
FIU	30/22	43/44	73-66	+7	26-66/26-63	.394/.413	7-24/9-28	.292/.321	14-19/5-10	.737/.500	45/37 (+8)	13/18	10/11	3/7	7/3	13/14
FLA. ATLANTIC	38/35	26/38	64-73	(9)	25-74/21-55	.338/.382	8-29/9-24	.276/.375	6-13/22-26	.462/.846	47/41 (+6)	12/11	15/13	5/4	5/11	22/16
Rice	40/44	38/47	78-91	(13)	33-66/33-53	.500/.623	7-16/7-14	.438/.500	5-8/18-25	.625/.720	29/31 (-2)	18/20	13/11	4/1	7/7	17/11
North Texas	17/34	28/35	45-69	(24)	14-48/23-42	.292/.548	5-21/5-11	.238/.455	12-15/18-32	.800/.563	31/32 (-1)	3/11	17/9	1/4	2/10	24/15
Middle Tenn.	32/38	43/46	75-84	(9)	30-70/29-54	.429/.537	9-29/7-16	.310/.438	6-10/19-22	.600/.864	35/34 (+1)	11/10	11/10	1/5	7/7	18/15
WESTERN KY.	35/37	30/34	65-71	(6)	26-61/25-53	.426/.472	7-26/9-24	.269/.375	6-8/12-21	.750/.571	33/36 (3)	18/12	9/8	3/3	5/4	20/11
Southern Miss.	38/38	38/38	98-79	+19	35-75/29-66	.467/.439	15-32/6-22	.469/.273	13-18/15-23	.722/.652	40/43 (3)	23/16	7/15	2/7	6/4	20/20
Louisiana Tech	27/42	44/53	71-95	(24)	25-60/32-60	.417/.533	5-22/13-33	.227/.374	16-24/18-25	.667/.720	35/36 (-1)	10/21	15/11	0/1	9/9	22/18
UAB	30/37	26/31	56-68	(12)	20-54/25-56	.370/.446	8-22/3-11	.364/.293	8-8/15-21	1000/.714	31/37 (6)	10/12	18/12	2/3	8/11	16/10
NORTH TEXAS	17/28	31/31	48-59	(11)	19-48/20-45	.396/.444	1-11/7-22	.091/.318	9-16/12-26	.563/.462	29/35 (6)	7/13	9/11	2/3	3/2	21/13

C-USA 2021-22 RECAP

Week	Player of the Week (School)	Fresh of the Week
Week 1	Dayvion McKnight (WKU)	Tevin Brewer (FIU)
Week 2	Aly Khalifa (Charlotte)	Taefale Lenard Jr. (MT)
Week 3	Kenneth Lofton, Jr. (LAT)	Rashad Bolden (USM)
Week 4	Kenneth Lofton, Jr. (LAT)	Aly Khalifa (Charlotte)
Week 5	Taevion Kinsey (Marshall)	Denver Jones (FIU)
Week 6	Cameron Justice, WKU)	Kevin Kalu (UTEP)
Week 7	Jahmir Young (Charlotte)	Rashad Bolden (USM)
Week 8	Cobe Williams (LAT)	Aaron Scott (UNT)
Week 9	Carl Pierre (Rice)	Aaron Scott (UNT)
Week 10	Jordan Walker (UAB)	Taefale Lenard Jr. (MT)
Week 11	Jordan Walker (UAB)	Aaron Scott (UNT)
Week 12	Souley Boum (UTEP)	Aly Khalifa (Charlotte)
Week 13	Jordan Walker (UAB)	Aly Khalifa (Charlotte)
Week 14	Josh Jefferson (MTSU)	Taefale Lenard, Jr. (MTSU)
Week 15	Dayvion McKnight (WKU)	Aly Khalifa (Charlotte)
Week 16	Kalu Ezikpe (ODU)	Taefale Lenard, Jr. (MT)

2021-22 C-USA PRESEASON POLL

1. UAB (8 first-place votes) – 190 points
2. Louisiana Tech (6) – 184 points
3. WKU – 162 points
4. Marshall – 147 points
5. Old Dominion – 130 points
6. North Texas – 124 points
7. Charlotte – 110 points
8. Rice – 104 points
9. Florida Atlantic – 84 points
10. UTEP – 82 points
11. UTSA – 48 points
12. Southern Miss – 42 points
13. FIU – 36 points
14. Middle Tennessee – 28 points

PRESEASON ALL-CONFERENCE TEAM

- Jahmir Young, Charlotte, JR, G
 Taevion Kinsey, Marshall, SR, G
 Kenneth Lofton, Jr. LA Tech, FR, F
 Josh Anderson, WKU, SR, G
 Quincy Olivari, Rice, SO, G
 Tyler Stevenson, Southern Miss, JR, F
 Tavin Lovan, UAB, JR, G
 Souley Boum, UTEP, R-JR, G
 Thomas Bell, North Texas, SR, F
 Kalu Ezikpe, Old Dominion, JR, F
 Isaiah Crawford, LA Tech, SO, F





1 • DARIUS McNEILL

6-3 • 185 • SENIOR - TR • GUARD

HOUSTON, TEXAS / WESTFIELD HS / CAL / SMU

As a Senior (2021-22)

- Made UTSA debut with 11 points and four rebounds, adding six assists and a steal in 29 minutes of the season opener vs. Trinity
- Played 30 minutes at Oklahoma with a steal and an assist
- Had consecutive six-point games in UTSA games vs. Texas A&M-Commerce and Denver
- Played five minutes in the first half in a win over Lamar before suffering an injury
- Bounced back after missing nearly a month due to injury, playing 14 minutes vs. UTRGV
- Logged nine minutes at Illinois State, banking in a free-throw line jumper, his first points in a month due to injury
- Had nine points in 18 minutes at UAB
- Had 13 points and nine rebounds in 17 minutes in a win over Dallas Christian
- Chipped in seven points in 17 minutes vs. Southern Miss
- Made first start since Nov. 21 on Jan. 13 at ODU
- Had the best game of his youthful UTSA career with 19 points - playing the full 40 minutes - at UTEP, connecting on 7 of 12 shots from the field
- Turned in 20 points on 7 of 15 shooting in the finale vs. UTEP, adding four rebounds and three assists
- Had seven points, all in the second half, in 30 minutes vs. FAU
- In return to Houston, had 12 points, four rebounds and four assists on 6 of 11 shooting in 27 minutes at Rice
- Dished out six assists with six points and five rebounds in 35 minutes vs. WKU
- Had 14 points and five assists in 32 minutes of an OT win at Southern Miss
- Went for four points and three steals in 23 minutes at LA Tech
- Had 12 points, two rebounds and two assists in 34 minutes vs. UNT

Season Highs

Points
20 vs. UTEP (1/23/22)
Rebounds
9 vs. Dallas Christian (1/3/22)
Field Goals Made
7, twice, last vs. UTEP (1/23/22)
Field Goal Attempts
15 vs. UTEP (1/23/22)
3-Pt Field Goals Made
2 vs. UAB (2/24/22)
3-Pt Field Goal Attempts
3, 4x, last vs. UAB (2/24/22)
Free Throws Made
6 vs. UTEP (1/23/22)
Free Throw Attempts
7 vs. UTEP (1/23/22)
Assists
6, twice, last vs. WKU (2/12/22)
Steals
4 vs. UAB (2/24/22)
Blocked Shots
2 vs. Dallas Christian (1/3/22)
Minutes
40 at UTEP (1/20/22)

Career Highs

Points
30 vs. Cal State Fullerton (12/16/17)
Rebounds
9 vs. Dallas Christian (1/3/22)
Field Goals Made
11 vs. Cal State Fullerton (12/16/17)
Field Goal Attempts
17 twice, last vs. Stanford (3/7/18)
3-Pt Field Goals Made
6 vs. CSUN (11/28/17)
3-Pt Field Goal Attempts
13 vs. San Jose State (12/21/18)
Free Throws Made
6, 4x, last vs. UTEP (1/23/22)
Free Throws Attempt
8 vs. Portland State (12/21/17)
Assists
6, 3x, last vs. WKU (2/12/22)
Steals
7 at UCLA (1/5/19)
Blocked Shots
2, twice, last vs. Arizona State (1/20/18)

McNeill's 2021-22 Game-by-Game

Opponent	Date	gs	min	Total		3-Pointers		Free throws		Rebounds				pf	a	t/o	blk	stl	pts	avg	
				fg-fga	pct	3fg-fga	pct	ft-fa	pct	off	def	tot	avg								
TRINITY (TX)	11/09/21	*	29	4-6	.667	1-2	.500	2-3	.667	1	3	4	4.0	4	6	2	0	1	11	11.0	
at Oklahoma	11/12/21	*	30	0-3	.000	0-1	.000	0-0	.000	0	2	2	3.0	0	1	2	0	1	0	5.5	
TEX. A&M-COMMERCE	11/15/21	*	21	2-3	.667	0-0	.000	2-2	1.000	0	0	0	2.0	1	1	0	0	0	6	5.7	
DENVER	11/16/21	*	28	2-7	.286	0-1	.000	2-2	1.000	0	2	2	2.0	1	2	0	0	0	6	5.8	
IUPUI	11/17/21	*	20	1-4	.250	1-2	.500	0-0	.000	0	1	1	1.8	1	0	0	0	0	3	5.2	
A&M-CORPUS CHRISTI	11/21/21	*	25	1-5	.200	0-3	.000	0-0	.000	0	0	0	1.5	4	1	2	0	2	2	4.7	
LAMAR UNIVERSITY	11/24/21		5	0-1	.000	0-1	.000	0-0	.000	0	1	1	1.4	2	0	0	0	0	0	4.0	
UTRGV	12/17/21		14	0-2	.000	0-1	.000	0-0	.000	0	0	0	1.3	4	0	1	1	1	0	3.5	
at Illinois St.	12/21/21		9	1-1	1.000	0-0	.000	0-0	.000	0	0	0	1.1	0	0	0	0	0	2	3.3	
at UAB	01/01/22		18	4-5	.800	0-1	.000	1-2	.500	0	1	1	1.1	0	1	1	0	1	9	3.9	
DALLAS CHRISTIAN	01/03/22		17	5-8	.625	1-3	.333	2-2	1.000	2	7	9	1.8	2	3	1	2	1	13	4.7	
SOUTHERN MISS.	01/06/22		17	3-7	.429	1-2	.500	0-0	.000	0	1	1	1.8	2	0	0	0	0	7	4.9	
LOUISIANA TECH	01/08/22		21	3-7	.429	0-1	.000	1-2	.500	0	4	4	1.9	1	1	2	0	2	7	5.1	
at Old Dominion	01/13/22	*	19	1-4	.250	0-0	.000	0-0	.000	0	0	0	1.8	0	4	2	0	1	2	4.9	
at Charlotte	01/15/22	*	25	3-9	.333	0-2	.000	0-0	.000	1	4	5	2.0	0	1	2	0	1	6	4.9	
at UTEP	01/20/22	*	40	7-12	.583	1-2	.500	4-4	1.000	1	4	5	2.2	1	1	1	0	0	19	5.8	
UTEP	01/23/22	*	36	7-15	.467	0-3	.000	6-7	.857	2	2	4	2.3	2	3	3	0	1	20	6.6	
FIU	01/27/22	*	22	1-6	.167	0-0	.000	2-2	1.000	0	2	2	2.3	2	1	2	1	2	4	6.5	
FLA. ATLANTIC	01/29/22	*	30	3-6	.500	0-1	.000	1-1	1.000	2	2	4	2.4	4	4	1	0	0	7	6.5	
at Rice	02/03/22	*	27	6-11	.545	0-0	.000	0-0	.000	1	3	4	2.5	2	4	1	0	0	12	6.8	
at North Texas	02/05/22	*	16	0-3	.000	0-1	.000	0-0	.000	0	1	1	2.4	3	1	3	0	0	0	6.5	
at Middle Tenn.	02/07/22	*	22	1-7	.143	0-0	.000	0-0	.000	3	1	4	2.5	1	1	0	0	1	2	6.3	
WESTERN KY.	02/12/22	*	35	3-8	.375	0-3	.000	0-0	.000	0	5	5	2.6	4	6	1	0	2	6	6.3	
at Southern Miss.	02/17/22	*	31	5-10	.500	0-2	.000	4-6	.667	1	0	1	2.5	3	5	1	0	2	14	6.6	
at Louisiana Tech	02/19/22	*	23	2-4	.500	0-0	.000	0-0	.000	1	1	2	2.5	2	1	3	0	3	4	6.5	
UAB	02/24/22	*	33	3-6	.500	2-3	.667	0-0	.000	0	2	2	2.5	0	0	5	0	4	8	6.5	
NORTH TEXAS	03/03/22	*	34	5-12	.417	0-3	.000	2-4	.500	0	2	2	2.4	1	2	0	0	0	12	6.7	
Totals			20	647	73-172	.424	7-38	.184	29-37	.784	15	51	66	2.4	47	50	36	4	26	182	6.7

Games played: 27
Minutes/game: 24.0
Points/game: 6.7
FG Pct: 42.4
3FG Pct: 18.4
FT Pct: 78.4

Rebounds/game: 2.4
Assists/game: 1.9
Turnovers/game: 1.3
Assist/turnover ratio: 1.4
Steals/game: 1.0
Blocks/game: 0.1

McNeill's Career Stats

Season	gp-gs	min/avg	Total		3-Point		F-Throws		Rebounds				pf	fo	ast	to	blk	stl	Scoring	
			fg-fga	pct	fg-fga	pct	ft-fa	pct	off	def	tot	avg							pts	avg
2017-18*	32-30	1051/32.8	128-336	.381	67-190	.353	40-54	.741	10	84	94	2.9	76	2	70	70	6	39	363	11.3
2018-19*	31-28	1013/32.7	122-312	.391	66-189	.349	32-46	.696	7	37	44	1.4	69	0	28	34	2	46	342	11.0
2021-22	27-20	647/24.0	73-172	.424	7-38	.184	29-37	.784	15	51	66	2.4	47	0	50	36	4	26	182	6.7
TOTAL	27-20	647/24.0	73-172	.424	7-38	.184	29-37	.784	15	51	66	2.4	47	0	50	36	4	26	182	6.7
All*	90-78	2711/30.1	323-820	.394	140-417	.336	101-137	.737	32	172	204	2.3	192	2	148	140	12	111	887	9.9



2 • ALEU ALEU

6-8 • 180 • JUNIOR - TR • GUARD / FORWARD

AUSTIN, TEXAS / AUSTIN HS / TEMPLE CC

As a Junior (2021-22)

- Made NCAA debut with five minutes off the bench vs. Lamar, grabbing a rebound
- Logged three minutes as he returns from injury in a win over St. Mary's
- Went for his first four career points in a game at Grand Canyon, playing a career-long 11 minutes with three rebounds
- Had the best game of his youthful career in a win over Sam Houston at Houston's Toyota Center, playing 22 minutes, sinking a key corner 3-pointer, with three boards, two steals and two assists
- Missed the UTRGV and ISU games due to UTSA COVID-19 Health and Safety Protocols
- Made first career start at UAB, playing 26 minutes with six points, four rebounds and two assists
- Poured in 13 games on 5 of 7 shooting with five rebounds and two assists in 19 minutes in a win over Dallas Christian
- Had 11 points, seven rebounds and an assist in 23 minutes vs. Southern Miss
- Suffered a season-ending injury at Charlotte after hitting a 3-pointer

Season Highs

Points

13 vs. Dallas Christian (1/3/22)

Rebounds

7 vs. USM (1/6/22)

Field Goals Made

5 vs. Dallas Christian (1/3/22)

Field Goal Attempts

7 vs. Dallas Christian (1/3/22)

3-Pt Field Goals Made

2 vs. Dallas Christian (1/3/22)

3-Pt Field Goal Attempts

4 vs. Dallas Christian (1/3/22)

Free Throws Made

6 at UAB (1/1/22)

Free Throw Attempts

6 at UAB (1/1/22)

Assists

2, 3x, last vs. Dallas Christian (1/3/22)

Steals

2 vs. Sam Houston (12/11/21)

Blocked Shots

-

Minutes

26 at UAB (1/1/22)

Career Highs

Points

13 vs. Dallas Christian (1/3/22)

Rebounds

7 vs. USM (1/6/22)

Field Goals Made

5 vs. Dallas Christian (1/3/22)

Field Goal Attempts

7 vs. Dallas Christian (1/3/22)

3-Pt Field Goals Made

2 vs. Dallas Christian (1/3/22)

3-Pt Field Goal Attempts

4 vs. Dallas Christian (1/3/22)

Free Throws Made

6 at UAB (1/1/22)

Free Throw Attempts

6 at UAB (1/1/22)

Assists

2, 3x, last vs. Dallas Christian (1/3/22)

Steals

2 vs. Sam Houston (12/11/21)

Blocked Shots

-

Minutes

26 at UAB (1/1/22)

Aleu's 2021-22 Game-by-Game

Opponent	Date	gs	min	Total		3-Pointers		Free throws		Rebounds				pf	a	t/o	blk	stl	pts	avg
				fg-fga	pct	3fg-fga	pct	ft-fa	pct	off	def	tot	avg							
LAMAR UNIVERSITY	11/24/21	5	0-3	.000	0-2	.000	0-0	.000	0	1	1	1.0	0	0	1	0	0	0	0	0.0
ST. MARY'S (TX)	11/29/21	3	0-1	.000	0-1	.000	0-0	.000	0	0	0	0.5	0	0	1	0	0	0	0.0	
at Grand Canyon	12/02/21	11	1-3	.333	0-0	.000	2-2	1.000	2	1	3	1.3	2	0	0	0	0	4	1.3	
vs Sam Houston State	12/11/21	22	1-5	.200	1-3	.333	0-0	.000	1	2	3	1.8	3	2	0	0	2	3	1.8	
at UAB	01/01/22	* 26	0-5	.000	0-1	.000	6-6	1.000	2	2	4	2.2	3	2	1	0	0	6	2.6	
DALLAS CHRISTIAN	01/03/22	* 19	5-7	.714	2-4	.500	1-2	.500	2	3	5	2.7	2	2	3	0	0	13	4.3	
SOUTHERN MISS.	01/06/22	* 23	4-9	.444	1-3	.333	2-2	1.000	2	5	7	3.3	1	1	4	0	0	11	5.3	
LOUISIANA TECH	01/08/22	* 19	0-1	.000	0-1	.000	0-0	.000	0	0	0	2.9	2	1	1	0	0	0	4.6	
at Old Dominion	01/13/22	20	0-1	.000	0-1	.000	2-4	.500	1	0	1	2.7	2	0	2	0	1	2	4.3	
at Charlotte	01/15/22	3	1-1	1.000	1-1	1.000	0-0	.000	0	0	0	2.4	0	0	1	0	0	3	4.2	
Totals		4	151	12-36	.333	5-17	.294	13-16	.813	10	14	24	2.4	15	8	14	0	3	42	4.2

Games played: 10
 Minutes/game: 15.1
 Points/game: 4.2
 FG Pct: 33.3
 3FG Pct: 29.4
 FT Pct: 81.3

Rebounds/game: 2.4
 Assists/game: 0.8
 Turnovers/game: 1.4
 Assist/turnover ratio: 0.6
 Steals/game: 0.3

Aleu's Career Stats

Season	gp-gs	min/avg	Total		3-Point		F-Throws		Rebounds				Scoring							
			fg-fga	pct	fg-fga	pct	ft-fa	pct	off	def	tot	avg	pts	avg						
2021-22	10-4	151/15.1	12-36	.333	5-17	.294	13-16	.813	10	14	24	2.4	15	0	8	14	0	3	42	4.2
TOTAL	10-4	151/15.1	12-36	.333	5-17	.294	13-16	.813	10	14	24	2.4	15	0	8	14	0	3	42	4.2

3 • DHEIU DEING

6-5 • 175 • JUNIOR - TR • GUARD

HIGH POINT, N.C. / HIGH POINT CENTRAL HS / USK AIKEN / DODGE CITY [KAN.] CC



As a Junior (2021-22)

- Made UTSA debut with 13 points, five rebounds, four assists and three steals in 23 minutes of the season opener vs. Trinity, splashing three 3-pointers
- Led the team with 15 points at Oklahoma, splashing five 3-pointers in 12 attempts
- Had 16 points and nine boards vs. Texas A&M-Commerce
- Went for 11 points and eight rebounds vs. Denver
- Had a career-high and game-best 20 points with five rebounds in a win over IUPUI, scoring seven straight points during a 9-0 run to close the game and 11 of UTSA's 16-3 run to finish off a comeback win, including the go-ahead free throws
- Went for 11 points and seven rebounds vs. Texas A&M-Corpus Christi
- Had a career-high 26 points, three assists and three rebounds in a win over Lamar, going 7 of 7 from the free-throw line
- Splashed 27 points with 11 rebounds for his first career double-double in a win over St. Mary's
- Had 11 points, four rebounds and an assist at Grand Canyon, going 5 of 13 from the field and 1 of 6 at Grand Canyon
- Poured in a game-high 26 points on 8 of 18 shooting and 4 of 10 from deep, adding a 6 of 6 mark from the line in a win over Sam Houston in Houston's Toyota Center, adding three boards, two steals and one assist in 32 minutes
- Had seven points and eight boards in a loss to UTRGV
- Collected 14 points, five rebounds and two assists in 34 minutes at Illinois State
- Returned to action after a seven game absence to go for 19 points - including 15 in the second half - in 26 minutes, adding four rebounds in a win over FIU
- Played 33 minutes off the bench with eight points and seven rebounds vs. FAU
- Had seven points, three rebounds and an assist in 14 minutes at Rice
- Went for 14 points, six rebounds and four assists in 27 minutes
- Had a game-high 26 points with 10 rebounds - his second double-double - in a win at USM
- Finished with 15 points in 24 minutes, with three steals, at LA Tech

Season Highs

- Points**
27 vs. St. Mary's (11/29/21)
- Rebounds**
11 vs. St. Mary's (11/29/21)
- Field Goals Made**
9, twice, last at USM (2/17/22)
- Field Goal Attempts**
20 at USM (2/17/22)
- 3-Pt Field Goals Made**
6 at USM (2/17/22)
- 3-Pt Field Goal Attempts**
14 at USM (2/17/22)
- Free Throws Made**
7 vs. Lamar (11/24/21)
- Free Throw Attempts**
9 vs. St. Mary's (11/29/21)
- Assists**
4, 4x, last vs. WKU (2/12/22)
- Steals**
3, twice, last vs. IUPUI (11/17/21)
- Blocked Shots**
1, twice, last vs. TAMU-CC (11/21/21)
- Minutes**
34 at Illinois State (12/21/21)

Career Highs

- Points**
27 vs. St. Mary's (11/29/21)
- Rebounds**
11 vs. St. Mary's (11/29/21)
- Field Goals Made**
9, twice, last at USM (2/17/22)
- Field Goal Attempts**
20 at USM (2/17/22)
- 3-Pt Field Goals Made**
6 at USM (2/17/22)
- 3-Pt Field Goal Attempts**
14 at USM (2/17/22)
- Free Throws Made**
7 vs. Lamar (11/24/21)
- Free Throw Attempts**
9 vs. St. Mary's (11/29/21)
- Assists**
4, 4x, last vs. WKU (2/12/22)
- Steals**
3, twice, last vs. IUPUI (11/17/21)
- Blocked Shots**
1, twice, last vs. TAMU-CC (11/21/21)
- Minutes**
34 at Illinois State (12/21/21)

Deing's 2021-22 Game-by-Game

Opponent	Date	gs	min	Total		3-Pointers		Free throws		Rebounds				Other							
				fg-fga	pct	3fg-fga	pct	ft-fa	pct	off	def	tot	avg	pf	a	t/o	blk	stl	pts	avg	
TRINITY (TX)	11/09/21	*	23	4-7	.571	3-6	.500	2-3	.667	0	5	5	5.0	2	4	1	1	3	13	13.0	
at Oklahoma	11/12/21	*	26	5-15	.333	5-12	.417	0-0	.000	1	2	3	4.0	1	0	2	0	0	15	14.0	
TEX. A&M-COMMERCE	11/15/21	*	32	6-19	.316	2-10	.200	2-2	1.000	3	6	9	5.7	2	0	2	0	2	16	14.7	
DENVER	11/16/21	*	23	4-9	.444	2-4	.500	1-3	.333	2	6	8	6.3	2	0	2	0	0	11	13.8	
IUPUI	11/17/21	*	27	7-17	.412	2-6	.333	4-6	.667	3	2	5	6.0	0	1	0	0	3	20	15.0	
A&M-CORPUS CHRISTI	11/21/21	*	26	4-17	.235	1-10	.100	2-4	.500	3	4	7	6.2	0	1	2	1	1	11	14.3	
LAMAR UNIVERSITY	11/24/21	*	34	8-14	.571	3-7	.429	7-7	1.000	1	2	3	5.7	1	3	1	0	0	26	16.0	
ST. MARY'S (TX)	11/29/21	*	35	9-18	.500	3-9	.333	6-9	.667	2	9	11	6.4	1	4	3	0	2	27	17.4	
at Grand Canyon	12/02/21	*	26	5-13	.385	1-6	.167	0-0	.000	0	4	4	6.1	4	1	3	0	0	11	16.7	
vs Sam Houston State	12/11/21	*	32	8-18	.444	4-10	.400	6-6	1.000	0	3	3	5.8	2	1	3	0	2	26	17.6	
UTRGV	12/17/21	*	27	3-18	.167	0-8	.000	1-2	.500	3	5	8	6.0	2	1	4	0	2	7	16.6	
at Illinois St.	12/21/21	*	34	5-16	.313	2-8	.250	2-2	1.000	1	4	5	5.9	0	2	2	0	1	14	16.4	
at UAB	01/01/22	*	21	0-11	.000	0-4	.000	2-2	1.000	1	2	3	5.7	0	0	2	0	2	2	15.3	
FIU	01/27/22		26	6-13	.462	3-7	.429	4-6	.667	1	3	4	5.6	3	0	1	1	2	19	15.6	
FLA. ATLANTIC	01/29/22		33	3-14	.214	2-10	.200	0-0	.000	1	6	7	5.7	4	2	0	0	3	8	15.1	
at Rice	02/03/22		14	3-8	.375	1-3	.333	0-0	.000	0	3	3	5.5	0	1	4	0	1	7	14.6	
at North Texas	02/05/22		27	2-10	.200	1-6	.167	4-5	.800	1	3	4	5.4	2	0	2	0	2	9	14.2	
at Middle Tenn.	02/07/22		27	5-13	.385	4-11	.364	0-1	.000	4	2	6	5.4	4	4	2	0	0	14	14.2	
WESTERN KY.	02/12/22		27	1-11	.091	1-5	.200	0-0	.000	0	4	4	5.4	1	4	1	0	1	3	13.6	
at Southern Miss.	02/17/22		33	9-20	.450	6-14	.429	2-2	1.000	2	8	10	5.6	3	0	3	0	2	26	14.3	
at Louisiana Tech	02/19/22		24	4-13	.308	3-7	.429	4-5	.800	2	1	3	5.5	4	2	0	0	3	15	14.3	
UAB	02/24/22		25	6-14	.429	4-10	.400	0-0	.000	0	5	5	5.5	2	1	1	1	1	16	14.4	
NORTH TEXAS	03/03/22		30	3-8	.375	0-4	.000	0-0	.000	0	6	6	5.5	2	1	1	0	0	6	14.0	
Totals			13	632	110-316	.348	53-177	.299	49-65	.754	31	95	126	5.5	42	33	42	4	33	322	14.0

Games played: 23
 Minutes/game: 27.5
 Points/game: 14.0
 FG Pct: 34.8
 3FG Pct: 29.9
 FT Pct: 75.4

Rebounds/game: 5.5
 Assists/game: 1.4
 Turnovers/game: 1.8
 Assist/turnover ratio: 0.8
 Steals/game: 1.4
 Blocks/game: 0.2

Deing's Career Stats

Season	gp-gs	min/avg	Total		3-Point		F-Throws		Rebounds				Scoring							
			fg-fga	pct	fg-fga	pct	ft-fa	pct	off	def	tot	avg	pf	fo	ast	to	blk	stl	pts	avg
2021-22	23-13	632/27.5	110-316	.348	53-177	.299	49-65	.754	31	95	126	5.5	42	0	33	42	4	33	322	14.0
TOTAL	23-13	632/27.5	110-316	.348	53-177	.299	49-65	.754	31	95	126	5.5	42	0	33	42	4	33	322	14.0



4 • JOSH FARMER

6-9 • 195 • FRESHMAN - HS • FOWARD

HOUSTON, TEXAS / SHARPSTOWN HS

As a Freshman (2021-22)

- Made collegiate debut with six points, five rebounds and three buckets made in 16 minutes vs. Trinity
- Had five points and a team-leading five rebounds in 16 minutes at Oklahoma, making his first career 3-pointer
- Played three minutes in a comeback win over IUPUI
- Played nine minutes with four points vs. Texas A&M-Corpus Christi
- Logged five minutes for a short-handed squad vs. UTRGV
- Played a career-high tying 16 minutes at Illinois State with four points, three rebounds and eight shots attempted
- Had a career high seven points and nine rebounds in 22 minutes vs. Dallas Christian
- Missed UTSA's game at UTEP for UTSA COVID-19 Health & Safety Protocols
- Returned to the court after missing the road game at UTEP for COVID-19 protocols
- Went for six points and five rebounds in 11 minutes vs. WKU

Season Highs

Points
7 vs. Dallas Christian (1/3/22)

Rebounds
9 vs. Dallas Christian (1/3/22)

Field Goals Made
3, 3x, last vs. WKU (2/12/22)

Field Goal Attempts
8 at ISU (12/21/21)

3-Pt Field Goals Made
1, twice, last vs. Dallas Christian (1/3/22)

3-Pt Field Goal Attempts
3 at ISU (12/21/21)

Free Throws Made
2, 3x, last vs. St. Mary's (11/29/21)

Free Throw Attempts
4 vs. TAMU-CC (11/21/21)

Assists
1, twice, last vs. St. Mary's (11/29/21)

Steals
1 at Oklahoma (11/12/21)

Blocked Shots
1, 3x, last at ODU (1/13/22)

Minutes
22 vs. Dallas Christian (1/3/22)

Career Highs

Points
7 vs. Dallas Christian (1/3/22)

Rebounds
9 vs. Dallas Christian (1/3/22)

Field Goals Made
3, 3x, last vs. WKU (2/12/22)

Field Goal Attempts
8 at ISU (12/21/21)

3-Pt Field Goals Made
1, twice, last vs. Dallas Christian (1/3/22)

3-Pt Field Goal Attempts
3 at ISU (12/21/21)

Free Throws Made
2, 3x, last vs. St. Mary's (11/29/21)

Free Throw Attempts
4 vs. TAMU-CC (11/21/21)

Assists
1, twice, last vs. St. Mary's (11/29/21)

Steals
1 at Oklahoma (11/12/21)

Blocked Shots
1, 3x, last at ODU (1/13/22)

Minutes
22 vs. Dallas Christian (1/3/22)

Farmer's 2021-22 Game-by-Game

Opponent	Date	gs	min	Total		3-Pointers		Free throws		Rebounds				pf	a	t/o	blk	stl	pts	avg
				fg-fga	pct	3fg-fga	pct	ft-fa	pct	off	def	tot	avg							
TRINITY (TX)	11/09/21	16	3-6	.500	0-1	.000	0-0	.000	3	2	5	5.0	1	0	0	0	0	6	6.0	
at Oklahoma	11/12/21	16	1-5	.200	1-2	.500	2-2	1.000	2	3	5	5.0	1	0	4	0	1	5	5.5	
IUPUI	11/17/21	3	0-0	.000	0-0	.000	0-0	.000	0	1	1	3.7	0	0	0	0	0	0	3.7	
A&M-CORPUS CHRISTI	11/21/21	9	1-2	.500	0-1	.000	2-4	.500	0	2	2	3.3	0	0	0	0	0	4	3.8	
LAMAR UNIVERSITY	11/24/21	8	0-1	.000	0-0	.000	0-0	.000	0	2	2	3.0	0	1	0	0	0	0	3.0	
ST. MARY'S (TX)	11/29/21	6	0-0	.000	0-0	.000	2-3	.667	0	2	2	2.8	0	1	0	0	0	2	2.8	
at Grand Canyon	12/02/21	4	0-3	.000	0-1	.000	0-0	.000	2	0	2	2.7	2	0	1	0	0	0	2.4	
UTRGV	12/17/21	5	0-2	.000	0-0	.000	0-0	.000	1	1	2	2.6	1	0	1	0	0	0	2.1	
at Illinois St.	12/21/21	16	2-8	.250	0-3	.000	0-0	.000	3	0	3	2.7	2	0	0	0	0	4	2.3	
at UAB	01/01/22	13	0-2	.000	0-1	.000	0-0	.000	0	1	1	2.5	2	0	1	1	0	0	2.1	
DALLAS CHRISTIAN	01/03/22	22	3-6	.500	1-1	1.000	0-0	.000	4	5	9	3.1	2	0	5	1	0	7	2.5	
at Old Dominion	01/13/22	11	2-5	.400	0-2	.000	0-0	.000	0	2	2	3.0	2	0	0	1	0	4	2.7	
at Charlotte	01/15/22	17	1-3	.333	0-0	.000	1-2	.500	0	2	2	2.9	5	0	2	0	0	3	2.7	
UTEP	01/23/22	10	2-3	.667	0-0	.000	0-0	.000	0	1	1	2.8	1	0	1	0	1	4	2.8	
FLA. ATLANTIC	01/29/22	1	0-1	.000	0-0	.000	0-0	.000	0	0	0	2.6	1	0	0	0	0	0	2.6	
at Rice	02/03/22	5	1-1	1.000	0-0	.000	0-0	.000	0	0	0	2.4	1	0	1	0	0	2	2.6	
at North Texas	02/05/22	5	0-1	.000	0-0	.000	1-2	.500	0	0	0	2.3	0	0	0	0	0	1	2.5	
at Middle Tenn.	02/07/22	9	0-1	.000	0-1	.000	0-0	.000	0	2	2	2.3	0	0	0	0	1	0	2.3	
WESTERN KY.	02/12/22	11	3-4	.750	0-1	.000	0-0	.000	1	4	5	2.4	1	0	2	0	0	6	2.5	
at Southern Miss.	02/17/22	8	0-0	.000	0-0	.000	0-0	.000	0	2	2	2.4	0	0	0	0	0	0	2.4	
at Louisiana Tech	02/19/22	14	2-4	.500	0-1	.000	0-0	.000	1	3	4	2.5	1	1	1	0	1	4	2.5	
UAB	02/24/22	2	0-0	.000	0-0	.000	0-0	.000	0	0	0	2.4	1	0	0	0	0	0	2.4	
Totals		0	211	21-58	.362	2-15	.133	8-13	.615	17	35	52	2.4	24	3	19	3	4	52	2.4

Games played: 22
Minutes/game: 9.6
Points/game: 2.4
FG Pct: 36.2
3FG Pct: 13.3
FT Pct: 61.5

Rebounds/game: 2.4
Assists/game: 0.1
Turnovers/game: 0.9
Assist/turnover ratio: 0.2
Steals/game: 0.2
Blocks/game: 0.1

Farmer's Career Stats

Season	gp-gs	min/avg	Total		3-Point		F-Throws		Rebounds				Scoring							
			fg-fga	pct	fg-fga	pct	ft-fa	pct	off	def	tot	avg	pf	fo	ast	to	blk	stl	pts	avg
2021-22	22-0	211/9.6	21-58	.362	2-15	.133	8-13	.615	17	35	52	2.4	24	1	3	19	3	4	52	2.4
TOTAL	22-0	211/9.6	21-58	.362	2-15	.133	8-13	.615	17	35	52	2.4	24	1	3	19	3	4	52	2.4



5 • AZAVIER JOHNSON

6-5 • 205 • FRESHMAN - HS • GUARD

LAS VEGAS, NEV. / FAITH LUTHERAN HS

As a Freshman (2021-22)

- Has not seen game action

Season Highs

Points

Rebounds

Field Goals Made

Field Goal Attempts

3-Pt Field Goals Made

3-Pt Field Goal Attempts

Free Throws Made

Free Throw Attempts

Assists

Steals

Blocked Shots

Minutes

Johnson's 2021-22 Game-by-Game

--

Career Highs

Points

Rebounds

Field Goals Made

Field Goal Attempts

3-Pt Field Goals Made

3-Pt Field Goal Attempts

Free Throws Made

Free Throw Attempts

Assists

Steals

Blocked Shots

Minutes

Johnson's Career Stats

--



10 • ERIK CZUMBEL

6-3 • 200 • JUNIOR-2L • GUARD

VERONA, ITALY / LICEO LEONARDO DA VINCI

As a Junior (2021-22)

- Played 17 minutes off the bench in a season-opening win over Trinity, with three points, three steals and three assists
- Logged 27 minutes off the bench at Oklahoma
- Played a season-high 30 minutes in a win over Denver, with four points, three assists and three rebounds
- Had his fourth three-assist game in 21 minutes vs. Texas A&M-Corpus Christi
- Played 29 minutes with two points and three boards in a win over St. Mary's
- Grabbed five rebounds at Grand Canyon
- Played 11 minutes in a win over Sam Houston as he returned to action after missing practice during the week with non-COVID illness
- Went a season-high 31 minutes in his first start of the year vs. UTRGV
- Made second straight start with 23 minutes at ISU
- Sank his first 3-pointer of the year vs. Dallas Christian
- Had the most productive game of his career at ODU, setting career highs in points (16), field goals (seven), field-goals made (11) and minutes (32)
- Played a career-high 40 minutes for a shorthanded UTSA roster at UTEP, dishing out a career high eight assists and grabbing six rebounds
- Drilled a key 3-pointer to help UTSA rally from behind to beat FIU
- Had three points, five rebounds and an assist in 21 minutes vs. FAU
- Had two points and two assists in 32 minutes at Rice
- Chipped in nine points with two assists at MTSU
- Had a career-high four made 3-pointers in a 14-point outing vs. WKU, scoring UTSA's first eight points
- Went for his first career double double with a career-high 16 points and a career-best 11 rebounds. It marked the first 10+ assist game since Gionvanni De Nicolao in 2018-19
- Had eight points, three assists and one rebound in 30 minutes vs. UNT

Season Highs

Points

16, twice, last at USM (2/17/22)

Rebounds

6 at UTEP (1/20/22)

Field Goals Made

7 at ODU (1/13/22)

Field Goal Attempts

11 at ODU (1/13/22)

3-Pt Field Goals Made

4 vs. WKU (2/12/22)

3-Pt Field Goal Attempts

7 vs. WKU (2/12/22)

Free Throws Made

6 at Charlotte (1/15/22)

Free Throw Attempts

6 at Charlotte (1/15/22)

Assists

11 at USM (2/17/22)

Steals

3 vs. Trinity (11/9/21)

Blocked Shots

2 at UTEP (1/20/22)

Minutes

40 at UTEP (1/20/22)

Career Highs

Points

16, twice, last at USM (2/17/22)

Rebounds

6, 3x, last at UTEP (1/20/22)

Field Goals Made

7 at ODU (1/13/22)

Field Goal Attempts

11 at ODU (1/13/22)

3-Pt Field Goals Made

4 vs. WKU (2/12/22)

3-Pt Field Goal Attempts

7, twice, last vs. WKU (2/12/22)

Free Throws Made

7 vs. Lamar (12/22/20)

Free Throw Attempts

9 vs. Lamar (12/22/20)

Assists

11 at USM (2/17/22)

Steals

4 at FIU (2/6/21)

Blocked Shots

2 at UTEP (1/20/22)

Czumbel's 2020-21 Game-by-Game

Opponent	Date	gs	min	Total		3-Pointers		Free throws		Rebounds				pf	a	t/o	blk	stl	pts	avg
				fg-fga	pct	3fg-fga	pct	ft-fa	pct	off	def	tot	avg							
TRINITY (TX)	11/09/21	17	1-3	.333	0-0	.000	1-2	.500	0	1	1	1.0	2	3	0	0	3	3	3.0	
at Oklahoma	11/12/21	27	1-4	.250	0-2	.000	0-1	.000	1	1	2	1.5	2	3	1	0	0	2	2.5	
TEX. A&M-COMMERCE	11/15/21	23	1-3	.333	0-0	.000	0-1	.000	1	4	5	2.7	2	2	0	0	2	2.3		
DENVER	11/16/21	30	1-4	.250	0-2	.000	2-2	1.000	0	3	3	2.8	1	3	0	0	0	4	2.8	
IUPUI	11/17/21	27	0-1	.000	0-0	.000	0-0	.000	0	1	1	2.4	2	0	1	0	0	0	2.2	
A&M-CORPUS CHRISTI	11/21/21	21	0-2	.000	0-2	.000	0-0	.000	0	3	3	2.5	2	3	0	1	0	0	1.8	
LAMAR UNIVERSITY	11/24/21	12	1-1	1.000	0-0	.000	1-3	.333	0	0	0	2.1	4	0	2	0	0	3	2.0	
ST. MARY'S (TX)	11/29/21	29	0-3	.000	0-1	.000	2-2	1.000	2	1	3	2.3	0	1	2	1	0	2	2.0	
at Grand Canyon	12/02/21	24	0-1	.000	0-0	.000	0-0	.000	0	5	5	2.6	4	2	0	0	0	0	1.8	
vs Sam Houston State	12/11/21	11	0-0	.000	0-0	.000	0-0	.000	0	1	1	2.4	1	1	0	0	0	0	1.6	
UTRGV	12/17/21	*	31	1-5	.200	0-1	.000	0-0	.000	0	1	2.3	1	4	0	0	0	2	1.6	
at Illinois St.	12/21/21	*	23	2-5	.400	0-2	.000	0-0	.000	0	2	2.3	3	2	1	0	1	4	1.8	
at UAB	01/01/22	11	0-0	.000	0-0	.000	0-0	.000	0	0	0	2.1	0	2	1	0	0	0	1.7	
DALLAS CHRISTIAN	01/03/22	13	1-2	.500	1-2	.500	0-0	.000	0	2	2	2.1	1	2	0	1	1	3	1.8	
SOUTHERN MISS.	01/06/22	25	1-1	1.000	0-0	.000	1-2	.500	0	2	2	2.1	3	1	0	0	0	3	1.9	
LOUISIANA TECH	01/08/22	14	0-1	.000	0-0	.000	0-0	.000	0	2	2	2.1	0	1	0	0	0	0	1.8	
at Old Dominion	01/13/22	32	7-11	.636	1-5	.200	1-3	.333	0	2	2	2.1	2	1	0	0	0	16	2.6	
at Charlotte	01/15/22	30	0-4	.000	0-2	.000	6-6	1.000	0	3	3	2.1	4	1	0	0	0	6	2.8	
at UTEP	01/20/22	*	40	1-5	.200	0-1	.000	0-0	.000	0	6	2.3	3	8	1	2	0	2	2.7	
UTEP	01/23/22	*	26	1-3	.333	0-1	.000	1-2	.500	0	2	2.3	4	1	2	0	1	3	2.8	
FIU	01/27/22	*	24	2-5	.400	1-2	.500	1-2	.500	0	2	2.3	3	5	2	0	1	6	2.9	
FLA. ATLANTIC	01/29/22	*	21	1-7	.143	1-5	.200	0-0	.000	0	5	2.4	4	1	2	0	0	3	2.9	
at Rice	02/03/22	*	32	1-3	.333	0-1	.000	0-0	.000	0	1	2.3	4	2	0	0	0	2	2.9	
at North Texas	02/05/22	*	29	1-4	.250	0-1	.000	0-0	.000	0	2	2.3	4	0	3	0	0	2	2.8	
at Middle Tenn.	02/07/22	*	27	4-8	.500	0-2	.000	1-1	1.000	0	0	2.2	3	2	2	0	0	9	3.1	
WESTERN KY.	02/12/22	*	33	4-8	.500	4-7	.571	2-2	1.000	0	2	2.2	2	4	1	0	0	14	3.5	
at Southern Miss.	02/17/22	*	38	6-8	.750	2-2	1.000	2-4	.500	0	4	2.3	3	11	0	1	0	16	4.0	
at Louisiana Tech	02/19/22	*	22	0-2	.000	0-1	.000	0-2	.000	0	3	2.3	5	3	4	0	0	0	3.8	
UAB	02/24/22	*	37	3-6	.500	0-1	.000	1-1	1.000	0	4	2.4	4	6	1	0	2	7	3.9	
NORTH TEXAS	03/03/22	*	30	2-5	.400	1-2	.500	3-4	.750	0	1	2.3	4	3	3	0	0	8	4.1	
Totals		14	759	43-115	.374	11-45	.244	25-40	.625	4	66	70	2.3	77	78	33	6	9	122	4.1

Games played: 30
 Minutes/game: 25.3
 Points/game: 4.1
 FG Pct: 37.4
 3FG Pct: 24.4
 FT Pct: 62.5

Rebounds/game: 2.3
 Assists/game: 2.6
 Turnovers/game: 1.1
 Assist/turnover ratio: 2.4
 Steals/game: 0.3
 Blocks/game: 0.2

Czumbel's Career Stats

Season	gp-gs	min/avg	Total		3-Point		F-Throws		Rebounds				pf	fo	ast	to	blk	stl	Scoring	
			fg-fga	pct	fg-fga	pct	ft-fa	pct	off	def	tot	avg							pts	avg
2019-20	32-24	708/22.1	44-116	.379	30-82	.366	15-17	.882	4	54	58	1.8	78	2	47	40	3	15	133	4.2
2020-21	25-7	566/22.6	30-77	.390	20-52	.385	23-29	.793	4	45	49	2.0	55	2	44	19	1	14	103	4.1
2021-22	30-14	759/25.3	43-115	.374	11-45	.244	25-40	.625	4	66	70	2.3	77	1	78	33	6	9	122	4.1
TOTAL	87-45	2033/23.4	117-308	.380	61-179	.341	63-86	.733	12	165	177	2.0	210	5	169	92	10	38	358	4.1



11 • LACHLAN BOFINGER

6-6 • 220 • SOPHOMORE - 1L • FORWARD

SYDNEY, AUSTRALIA / MONTEVERDE ACADEMY [FLA.]

As a Sophomore (2021-22)

- Had six points, six rebounds and three assists in the season opener vs. Trinity
- Logged eight minutes at Oklahoma
- Grabbed 11 rebounds in 14 minutes vs. Denver, including a key chase-down block late in the game that was highlighted by Coach Steve Henson as a game-changing play
- Swatted two shots in a win over Lamar with four points and five rebounds in 13 minutes
- Had a strong second-half stretch before rolling his ankle in a win over St. Mary's, scoring eight points with three rebounds
- Made first career start vs. UTRGV, logging 16 minutes with three boards
- Grabbed a team-leading 10 rebounds in a win over Dallas Christian
- Had five rebounds and six points at ODU
- Grabbed nine rebounds in 22 minutes at Charlotte
- Had eight rebounds in 11 minutes vs. FIU
- Grabbed four boards with six points vs. FAU
- Set new season high with 10 points at Rice, adding two rebounds in 19 minutes
- Returned to the starting lineup vs. WKU, grabbing two rebounds and blocking two shots

Season Highs

Points
10 at Rice (2/3/22)

Rebounds
11 vs. Denver (11/16/21)

Field Goals Made
4, twice, last at Rice (2/3/22)

Field Goal Attempts
8 vs. Trinity (11/9/21)

3-Pt Field Goals Made
-

3-Pt Field Goal Attempts
2 vs. Trinity (11/9/21)

Free Throws Made
2, 3x, last at Rice (2/3/22)

Free Throw Attempts
6 at ODU (1/13/22)

Assists
3, twice, last vs. FIU (1/27/22)

Steals
2, 3x, last at Charlotte (1/15/22)

Blocked Shots
2, twice last vs. WKU (2/12/22)

Minutes
27 at UTEP (1/20/22)

Career Highs

Points
14 vs. SW Adventist (3/4/21)

Rebounds
14 vs. SW Adventist (3/4/21)

Field Goals Made
7 vs. SW Adventist (3/4/21)

Field Goal Attempts
11 vs. SW Adventist (3/4/21)

3-Pt Field Goals Made
-

3-Pt Field Goal Attempts
2 vs. Trinity (11/9/21)

Free Throws Made
2, 4x, last at Rice (2/3/22)

Free Throw Attempts
6 at ODU (1/13/22)

Assists
3, 3x, last vs. FIU (1/27/22)

Steals
3 vs. SW Adventist (3/4/21)

Blocked Shots
2, 4x, last vs. WKU (2/12/22)

Bofinger's 2021-22 Game-by-Game

Opponent	Date	gs	min	Total		3-Pointers		Free throws		Rebounds				pf	a	t/o	blk	stl	pts	avg
				fg-fga	pct	3fg-fga	pct	ft-fga	pct	off	def	tot	avg							
TRINITY (TX)	11/09/21	15	3-8	.375	0-2	.000	0-0	.000	3	3	6	6.0	0	3	1	0	1	6	6.0	
at Oklahoma	11/12/21	8	1-4	.250	0-1	.000	0-0	.000	1	2	3	4.5	1	0	0	0	0	2	4.0	
TEX. A&M-COMMERCE	11/15/21	8	1-2	.500	0-0	.000	0-0	.000	0	0	0	3.0	0	0	1	1	0	2	3.3	
DENVER	11/16/21	14	1-1	1.000	0-0	.000	0-0	.000	1	10	11	5.0	1	0	1	1	0	2	3.0	
IUPUI	11/17/21	14	1-4	.250	0-0	.000	1-2	.500	1	0	1	4.2	1	1	1	0	2	3	3.0	
A&M-CORPUS CHRISTI	11/21/21	6	1-3	.333	0-0	.000	0-0	.000	2	1	3	4.0	4	0	1	0	0	2	2.8	
LAMAR UNIVERSITY	11/24/21	13	2-4	.500	0-1	.000	0-0	.000	2	3	5	4.1	0	1	2	2	0	4	3.0	
ST. MARY'S (TX)	11/29/21	13	4-6	.667	0-0	.000	0-0	.000	3	0	3	4.0	0	1	0	1	0	8	3.6	
at Grand Canyon	12/02/21	2	0-0	.000	0-0	.000	0-0	.000	0	0	0	3.6	0	0	1	0	0	0	3.2	
vs Sam Houston State	12/11/21	5	0-0	.000	0-0	.000	0-0	.000	0	2	2	3.4	0	1	0	0	0	0	2.9	
UTRGV	12/17/21	* 16	0-2	.000	0-1	.000	0-0	.000	2	1	3	3.4	2	1	0	0	0	0	2.6	
at Illinois St.	12/21/21	10	1-1	1.000	0-0	.000	0-1	.000	2	0	2	3.3	2	1	0	0	2	2.6		
at UAB	01/01/22	15	1-1	1.000	0-0	.000	1-3	.333	1	3	4	3.3	2	1	0	0	1	3	2.6	
DALLAS CHRISTIAN	01/03/22	* 23	3-4	.750	0-0	.000	0-0	.000	6	4	10	3.8	0	2	0	0	0	6	2.9	
SOUTHERN MISS.	01/06/22	11	0-0	.000	0-0	.000	0-1	.000	0	3	3	3.7	1	1	0	0	0	0	2.7	
LOUISIANA TECH	01/08/22	19	1-1	1.000	0-0	.000	0-0	.000	1	2	3	3.7	1	1	1	0	0	2	2.6	
at Old Dominion	01/13/22	* 21	2-4	.500	0-1	.000	2-6	.333	2	3	5	3.8	0	0	1	0	0	6	2.8	
at Charlotte	01/15/22	* 22	3-11	.273	0-0	.000	0-3	.000	6	3	9	4.1	0	2	1	0	2	6	3.0	
at UTEP	01/20/22	* 27	0-1	.000	0-0	.000	0-2	.000	1	3	4	4.1	4	0	0	1	0	0	2.8	
UTEP	01/23/22	13	2-6	.333	0-0	.000	2-4	.500	1	3	4	4.1	1	0	1	0	0	6	3.0	
FIU	01/27/22	11	0-0	.000	0-0	.000	0-0	.000	2	6	8	4.2	0	3	0	0	0	0	2.9	
FLA. ATLANTIC	01/29/22	14	2-3	.667	0-0	.000	2-3	.667	2	2	4	4.2	1	0	1	2	1	6	3.0	
at Rice	02/03/22	19	4-5	.800	0-0	.000	2-3	.667	1	1	2	4.1	2	0	0	0	0	10	3.3	
at North Texas	02/05/22	17	0-0	.000	0-0	.000	0-0	.000	1	2	3	4.1	1	0	2	0	0	0	3.2	
at Middle Tenn.	02/07/22	18	2-4	.500	0-0	.000	1-2	.500	1	2	3	4.0	3	1	2	0	0	5	3.2	
WESTERN KY.	02/12/22	* 17	1-1	1.000	0-0	.000	0-0	.000	1	1	2	4.0	4	0	1	2	1	2	3.2	
at Southern Miss.	02/17/22	* 22	2-3	.667	0-0	.000	1-2	.500	0	2	2	3.9	1	1	1	1	0	5	3.3	
at Louisiana Tech	02/19/22	* 14	1-1	1.000	0-0	.000	1-2	.500	1	2	3	3.9	3	0	1	0	0	3	3.3	
UAB	02/24/22	* 22	1-4	.250	0-0	.000	0-0	.000	0	2	2	3.8	2	0	2	0	0	2	3.2	
NORTH TEXAS	03/03/22	* 22	1-4	.250	0-0	.000	0-0	.000	1	2	3	3.8	4	0	1	1	0	2	3.2	
Totals		10	451	41-88	.466	0-6	.000	13-34	.382	45	68	113	3.8	41	21	23	12	10	95	3.2

Games played: 30
Minutes/game: 15.0
Points/game: 3.2
FG Pct: 46.6
3FG Pct: 0.0
FT Pct: 38.2

Rebounds/game: 3.8
Assists/game: 0.7
Turnovers/game: 0.8
Assist/turnover ratio: 0.9
Steals/game: 0.3
Blocks/game: 0.4

Bofinger's Career Stats

Season	gp-gs	min/avg	Total		3-Point		F-Throws		Rebounds				pf	fo	ast	to	blk	stl	Scoring	
			fg-fga	pct	fg-fga	pct	ft-fga	pct	off	def	tot	avg							pts	avg
2020-21	17-0	168/9.9	26-50	.520	0-3	.000	2-4	.500	19	35	54	3.2	20	1	10	11	7	11	54	3.2
2021-22	30-10	451/15.0	41-88	.466	0-6	.000	13-34	.382	45	68	113	3.8	41	0	21	23	12	10	95	3.2
TOTAL	47-10	619/13.2	67-138	.486	0-9	.000	15-38	.395	64	103	167	3.6	61	1	31	34	19	21	149	3.2

12 • PHOENIX FORD

6-8 • 225 • R-SENIOR - 2L • FORWARD

ST. PETERSBURG, FLA. / ST. PETERSBURG HS / RICHMOND / MISS. GULF COAST



As a Senior (2021-22)

- Grabbed three rebounds and had four points in a win over Trinity in the season opener
- Had five rebounds at Oklahoma in 11 minutes
- Played 14 minutes in outings vs. Texas A&M-Commerce and IUPUI
- Logged 20 minutes with three boards and two points vs. Texas A&M-Corpus Christi
- Sank his first career 3-point attempt in a win over Lamar, going for five points and three rebounds in 18 minutes
- Played 21 minutes with three points and six boards in a win over St. Mary's
- Missed UTSA's games at Illinois State due to the birth of his first child and missed games vs. UAB and Dallas Christian due to COVID-19 protocols
- Returned to action with 10 minutes and two boards vs. Southern Miss
- Set new career highs in minutes (25), points (11), field goals (five) and field-goal attempts (eight) at UTEP
- Had six points and six rebounds vs. UTEP in the finale, making his first start of the year
- Played 22 minutes in his third straight start, going for a career-high seven rebounds
- Had three rebounds in 17 minutes at Rice
- Grabbed eight boards at UNT

Season Highs

- Points**
11 at UTEP (1/20/22)
- Rebounds**
7 vs. FAU (1/29/22)
- Field Goals Made**
5 at UTEP (1/20/22)
- Field Goal Attempts**
8 at UTEP (1/20/22)
- 3-Pt Field Goals Made**
1 vs. Lamar (11/24/21)
- 3-Pt Field Goal Attempts**
1, 3x, last at Charlotte (1/15/22)
- Free Throws Made**
2 vs. Trinity (11/9/21)
- Free Throw Attempts**
4, 3x, last vs. FAU (1/29/22)
- Assists**
2 vs. Lamar (11/24/21)
- Steals**
1, 3x, last vs. Lamar (11/24/21)
- Blocked Shots**
1, twice, last vs. Sam Houston (12/11/21)
- Minutes**
25 at UTEP (1/20/22)

UTSA Career Highs

- Points**
11 at UTEP (1/20/22)
- Rebounds**
7 vs. FAU (1/29/22)
- Field Goals Made**
5 at UTEP (1/20/22)
- Field Goal Attempts**
8 at UTEP (1/20/22)
- 3-Pt Field Goals Made**
1 vs. Lamar (11/24/21)
- 3-Pt Field Goal Attempts**
1, 3x, last at Charlotte (1/15/22)
- Free Throws Made**
4 vs. SW Adventist (3/4/21)
- Free Throw Attempts**
4, 4x, last vs. FAU (1/29/22)
- Assists**
2, 3x, last vs. Lamar (11/24/21)
- Steals**
2 vs. Our Lady of the Lake (12/20/20)
- Blocked Shots**
1, 4x, last vs. Sam Houston (12/11/21)

Ford's 2021-22 Game-by-Game

Opponent	Date	gs	min	Total		3-Pointers		Free throws		Rebounds				pf	a	t/o	blk	stl	pts	avg
				fg-fga	pct	3fg-fga	pct	ft-fa	pct	off	def	tot	avg							
TRINITY (TX)	11/09/21	14	1-2	.500	0-0	.000	2-4	.500	3	0	3	3.0	0	1	0	0	1	4	4.0	
at Oklahoma	11/12/21	11	0-1	.000	0-0	.000	0-2	.000	3	2	5	4.0	3	1	1	0	0	0	2.0	
TEX. A&M-COMMERCE	11/15/21	14	1-2	.500	0-0	.000	0-2	.000	1	1	2	3.3	2	0	1	0	1	2	2.0	
DENVER	11/16/21	10	0-1	.000	0-0	.000	0-0	.000	1	0	1	2.8	3	0	1	0	0	0	1.5	
IUPUI	11/17/21	14	1-2	.500	0-0	.000	0-0	.000	2	0	2	2.6	3	1	1	0	1	2	1.6	
A&M-CORPUS CHRISTI	11/21/21	20	1-2	.500	0-0	.000	0-0	.000	1	2	3	2.7	2	1	0	0	0	2	1.7	
LAMAR UNIVERSITY	11/24/21	18	2-3	.667	1-1	1.000	0-0	.000	0	3	3	2.7	5	2	0	1	1	5	2.1	
ST. MARY'S (TX)	11/29/21	21	1-3	.333	0-0	.000	1-4	.250	3	3	6	3.1	5	0	1	0	0	3	2.3	
at Grand Canyon	12/02/21	11	0-2	.000	0-1	.000	0-0	.000	0	3	3	3.1	1	0	0	0	0	0	2.0	
vs Sam Houston State	12/11/21	10	1-1	1.000	0-0	.000	0-0	.000	0	1	1	2.9	1	0	0	1	0	2	2.0	
UTRGV	12/17/21	15	1-3	.333	0-0	.000	0-2	.000	4	1	5	3.1	2	0	2	0	0	2	2.0	
SOUTHERN MISS.	01/06/22	10	0-0	.000	0-0	.000	0-0	.000	2	0	2	3.0	3	0	0	0	0	0	1.8	
LOUISIANA TECH	01/08/22	14	0-3	.000	0-0	.000	0-0	.000	2	1	3	3.0	2	0	2	1	0	0	1.7	
at Old Dominion	01/13/22	19	1-1	1.000	0-0	.000	1-2	.500	0	4	4	3.1	3	0	1	0	0	3	1.8	
at Charlotte	01/15/22	19	3-6	.500	0-1	.000	0-0	.000	1	1	2	3.0	4	0	0	0	0	6	2.1	
at UTEP	01/20/22	25	5-8	.625	0-1	.000	1-2	.500	0	3	3	3.0	2	1	0	0	0	11	2.6	
UTEP	01/23/22	* 21	3-6	.500	0-1	.000	0-0	.000	2	4	6	3.2	1	0	0	0	0	6	2.8	
FIU	01/27/22	* 14	1-2	.500	0-0	.000	0-0	.000	1	3	4	3.2	3	0	2	0	1	2	2.8	
FLA. ATLANTIC	01/29/22	* 22	2-3	.667	0-0	.000	0-4	.000	5	2	7	3.4	1	1	2	1	1	4	2.8	
at Rice	02/03/22	* 17	0-1	.000	0-0	.000	0-0	.000	1	2	3	3.4	4	1	0	0	0	4	2.7	
at North Texas	02/05/22	* 24	1-2	.500	0-0	.000	0-0	.000	2	6	8	3.6	4	0	1	1	0	2	2.7	
at Middle Tenn.	02/07/22	* 16	1-3	.333	0-1	.000	2-3	.667	3	0	3	3.6	5	1	1	0	1	4	2.7	
WESTERN KY.	02/12/22	4	0-0	.000	0-0	.000	0-0	.000	0	0	0	3.4	4	0	0	0	0	0	2.6	
at Southern Miss.	02/17/22	19	0-0	.000	0-0	.000	0-0	.000	2	3	5	3.5	2	3	0	0	1	0	2.5	
at Louisiana Tech	02/19/22	18	3-5	.600	0-1	.000	0-0	.000	2	1	3	3.5	2	0	0	0	0	6	2.6	
UAB	02/24/22	13	0-1	.000	0-0	.000	0-0	.000	1	1	2	3.4	1	1	1	0	1	0	2.5	
NORTH TEXAS	03/03/22	15	1-1	1.000	0-0	.000	1-2	.500	0	1	1	3.3	4	0	3	0	1	3	2.6	
Totals		6	428	30-64	.469	1-7	.143	8-27	296	42	48	90	3.3	72	14	20	5	14	69	2.6

Games played: 27
 Minutes/game: 15.9
 Points/game: 2.6
 FG Pct: 46.9
 3FG Pct: 14.3
 FT Pct: 29.6
 Rebounds/game: 3.3
 Assists/game: 0.5
 Turnovers/game: 0.7
 Assist/turnover ratio: 0.7
 Steals/game: 0.5
 Blocks/game: 0.2

Ford's Career Stats

Season	gp-gs	min/avg	Total		3-Point		F-Throws		Rebounds				Scoring							
			fg-fga	pct	fg-fga	pct	ft-fa	pct	off	def	tot	avg	pf	fo	ast	to	blk	stl	pts	avg
2019-20	9-0	23/2.6	3-10	.300	0-0	.000	6-10	.600	7	4	11	1.2	4	0	0	2	1	0	12	1.3
2020-21	23-2	229/10.0	14-28	.500	0-0	.000	7-9	.778	23	37	60	2.6	48	1	9	9	1	6	35	1.5
2021-22	27-6	428/15.9	30-64	.469	1-7	.143	8-27	.296	42	48	90	3.3	72	3	14	20	5	14	69	2.6
TOTAL	59-8	680/11.5	47-102	.461	1-7	.143	21-46	.457	72	89	161	2.7	124	4	23	31	7	20	116	2.0



13 • ARTAN JABBAR

5-11 • 185 • JUNIOR - 1L • GUARD

FORT WORTH, TEXAS / SOUTHWEST CHRISTIAN SCHOOL / DALLAS BAPTIST

As a Junior (2021-22)

- Played five minutes off the bench in the season opener
- Saw action at Oklahoma, playing three minutes
- Played a minute at Illinois State, lofting a 3-pointer
- Logged 14 minutes with seven points scored in a win over Dallas Christian
- Missed UTSA's trip to ODU and Charlotte due to non-COVID illness

Season Highs

Points

7 vs. Dallas Christian (1/3/22)

Rebounds

2 vs. Dallas Christian (1/3/22)

Field Goals Made

3 vs. Dallas Christian (1/3/22)

Field Goal Attempts

7 vs. Dallas Christian (1/3/22)

3-Pt Field Goals Made

1 vs. Dallas Christian (1/3/22)

3-Pt Field Goal Attempts

4 vs. Dallas Christian (1/3/22)

Free Throws Made

-

Free Throw Attempts

2 vs. Trinity (11/9/21)

Assists

2 vs. Trinity (11/9/21)

Steals

-

Blocked Shots

-

Minutes

14 vs. Dallas Christian (1/3/22)

Career Highs

Points

14 vs. Dallas Christian (12/10/19)

Rebounds

3 vs. SW Adventist (3/4/21)

Field Goals Made

5 vs. Dallas Christian (12/10/19)

Field Goal Attempts

10 vs. Dallas Christian (12/10/19)

3-Pt Field Goals Made

4 vs. Dallas Christian (12/10/19)

3-Pt Field Goal Attempts

9 vs. Dallas Christian (12/10/19)

Free Throws Made

1, twice, last vs. St. Edwards (2/20/20)

Free Throw Attempts

2, 3x, last vs. Trinity (11/9/21)

Assists

2 vs. Trinity (11/19/21)

Steals

1, twice, last vs. Texas A&M-International (1/2/20)

Blocked Shots

-

Jabbar's 2021-22 Game-by-Game

Opponent	Date	gs	min	Total		3-Pointers		Free throws		Rebounds				pf	a	t/o	blk	stl	pts	avg
				fg-fga	pct	3fg-fga	pct	ft-fa	pct	off	def	tot	avg							
TRINITY (TX)	11/09/21	5	0-2	.000	0-2	.000	0-2	.000	0	0	0	0.0	0	2	0	0	0	0	0	0.0
at Oklahoma	11/12/21	3	0-0	.000	0-0	.000	0-0	.000	0	0	0	0.0	0	0	0	0	0	0	0	0.0
at Illinois St.	12/21/21	1	0-1	.000	0-1	.000	0-0	.000	0	0	0	0.0	0	0	0	0	0	0	0	0.0
DALLAS CHRISTIAN	01/03/22	14	3-7	.429	1-4	.250	0-0	.000	0	2	2	0.5	2	1	1	0	0	7	1.8	
at North Texas	02/05/22	3	0-1	.000	0-1	.000	0-0	.000	0	0	0	0.4	0	0	0	0	0	0	1.4	
at Louisiana Tech	02/19/22	4	0-0	.000	0-0	.000	0-0	.000	0	1	1	0.5	0	0	1	0	0	0	1.2	
Totals		0	30	3-11	.273	1-8	.125	0-2	.000	0	3	3	0.5	2	3	2	0	7	1.2	

Games played: 6
 Minutes/game: 5.0
 Points/game: 1.2
 FG Pct: 27.3
 3FG Pct: 12.5
 FT Pct: 0.0

Rebounds/game: 0.5
 Assists/game: 0.5
 Turnovers/game: 0.3
 Assist/turnover ratio: 1.5

Jabbar's Career Stats

Season	gp-gs	min/avg	Total		3-Point		F-Throws		Rebounds				pf	fo	ast	to	blk	stl	Scoring	
			fg-fga	pct	fg-fga	pct	ft-fa	pct	off	def	tot	avg							pts	avg
2020-21	6-0	22/3.7	2-10	.200	2-9	.222	0-0	.000	0	4	4	0.7	0	0	0	1	0	0	6	1.0
2021-22	6-0	30/5.0	3-11	.273	1-8	.125	0-2	.000	0	3	3	0.5	2	0	3	2	0	0	7	1.2
TOTAL	12-0	52/4.3	5-21	.238	3-17	.176	0-2	.000	0	7	7	0.6	2	0	3	3	0	0	13	1.1



20 • LAMIN SABALLY

6-7 • 195 • FRESHMAN - HS • GUARD

BERLIN, GERMANY / BELLA VISTA [ARIZ.] PREP

As a Freshman

- Had five points, four rebounds and one steal in his collegiate debut in the season opener vs. Trinity
- Made road collegiate debut with six minutes at Oklahoma
- Played 11 minutes with four points vs. Texas A&M-Corpus Christi
- Made first career start in a win over Lamar
- Played eight minutes with two points and three rebounds in his second career start, a win over St. Mary's
- Made the start at his hometown Grand Canyon (played HS in Phoneix area), logging a career-high 15 minutes with four points and three boards
- Logged a career-high 17 minutes in his fourth straight start, a win over Sam Houston
- Played career-best 20 minutes at Illinois State, grabbing a career-high seven boards
- Sank his first four 3-pointers and had a career-high 15 points and six rebounds vs. Dallas Christian
- Second straight game in double figures, going for 10 points in 17 minutes vs. LA Tech, spalshing a pair of treys
- Grabbed a career-high 12 rebounds in 26 minutes at Charlotte
- Had eight points and two rebounds at LA Tech in just seven minutes

Season Highs

Points
15 vs. Dallas Christian (1/3/22)

Rebounds
12 at Charlotte (1/15/22)

Field Goals Made
5 vs. Dallas Christian (1/3/22)

Field Goal Attempts
10 at Charlotte (1/15/22)

3-Pt Field Goals Made
4 vs. Dallas Christian (1/3/22)

3-Pt Field Goal Attempts
4 vs. Dallas Christian (1/3/22)

Free Throws Made
2, twice, last at Charlotte (1/15/22)

Free Throw Attempts
4 at Charlotte (1/15/22)

Assists
2 vs. Dallas Christian (1/3/22)

Steals
1 vs. Trinity (11/9/21)

Blocked Shots
1 at ODU (1/13/22)

Minutes
26 at Charlotte (1/15/22)

Career Highs

Points
15 vs. Dallas Christian (1/3/22)

Rebounds
12 at Charlotte (1/15/22)

Field Goals Made
5 vs. Dallas Christian (1/3/22)

Field Goal Attempts
10 at Charlotte (1/15/22)

3-Pt Field Goals Made
4 vs. Dallas Christian (1/3/22)

3-Pt Field Goal Attempts
4 vs. Dallas Christian (1/3/22)

Free Throws Made
2, twice, last at Charlotte (1/15/22)

Free Throw Attempts
4 at Charlotte (1/15/22)

Assists
2 vs. Dallas Christian (1/3/22)

Steals
1 vs. Trinity (11/9/21)

Blocked Shots
1 at ODU (1/13/22)

Minutes
26 at Charlotte (1/15/22)

Sabally's 2021-22 Game-by-Game

Opponent	Date	gs	min	Total		3-Pointers		Free throws		Rebounds				pf	a	t/o	blk	stl	pts	avg
				fg-fga	pct	3fg-fga	pct	ft-fa	pct	off	def	tot	avg							
TRINITY (TX)	11/09/21	12	2-7	.286	0-1	.000	1-1	1.000	1	3	4	4.0	1	0	2	0	1	5	5.0	
at Oklahoma	11/12/21	6	0-0	.000	0-0	.000	0-0	.000	0	1	1	2.5	0	0	0	0	0	0	2.5	
A&M-CORPUS CHRISTI	11/21/21	11	2-2	1.000	0-0	.000	0-0	.000	0	0	0	1.7	0	0	0	0	0	4	3.0	
LAMAR UNIVERSITY	11/24/21	* 7	0-2	.000	0-1	.000	0-0	.000	2	0	2	1.8	0	0	1	0	0	0	2.3	
ST. MARY'S (TX)	11/29/21	* 8	1-2	.500	0-0	.000	0-0	.000	2	1	3	2.0	0	0	0	0	0	2	2.2	
at Grand Canyon	12/02/21	* 15	2-2	1.000	0-0	.000	0-0	.000	1	2	3	2.2	0	0	0	0	0	4	2.5	
vs Sam Houston State	12/11/21	* 17	0-1	.000	0-0	.000	0-0	.000	0	1	1	2.0	0	1	0	0	0	0	2.1	
UTRGV	12/17/21	* 11	0-2	.000	0-1	.000	0-0	.000	1	1	2	2.0	1	0	2	0	0	0	1.9	
at Illinois St.	12/21/21	* 20	0-4	.000	0-2	.000	0-0	.000	4	3	7	2.6	1	1	0	0	0	0	1.7	
at UAB	01/01/22	5	0-0	.000	0-0	.000	0-0	.000	1	0	1	2.4	0	0	1	0	0	0	1.5	
DALLAS CHRISTIAN	01/03/22	15	5-7	.714	4-4	1.000	1-2	.500	2	4	6	2.7	0	2	2	2	0	15	2.7	
LOUISIANA TECH	01/08/22	17	3-5	.600	2-3	.667	2-2	1.000	0	0	0	2.5	0	0	0	0	0	10	3.3	
at Old Dominion	01/13/22	* 22	1-6	.167	0-3	.000	0-0	.000	1	1	2	2.5	3	0	1	1	0	2	3.2	
at Charlotte	01/15/22	* 26	2-10	.200	0-2	.000	2-4	.500	5	7	12	3.1	1	0	1	1	1	6	3.4	
at UTEP	01/20/22	* 24	1-9	.111	0-3	.000	0-0	.000	1	2	3	3.1	0	0	3	0	0	2	3.3	
UTEP	01/23/22	* 16	1-3	.333	1-1	1.000	0-0	.000	1	2	3	3.1	1	0	1	0	0	3	3.3	
FIU	01/27/22	9	0-0	.000	0-0	.000	0-0	.000	0	0	0	2.9	0	0	0	0	0	0	3.1	
at North Texas	02/05/22	5	0-0	.000	0-0	.000	0-0	.000	0	1	1	2.8	1	0	0	0	0	0	2.9	
at Louisiana Tech	02/19/22	7	3-3	1.000	1-1	1.000	1-2	.500	1	1	2	2.8	0	1	0	0	0	8	3.2	
UAB	02/24/22	2	0-1	.000	0-1	.000	0-0	.000	0	0	0	2.7	0	0	0	0	0	0	3.1	
Totals		10	255	23-66	.348	8-23	.348	7-11	.636	23	30	53	2.7	9	5	14	4	2	61	3.1

Games played: 20
 Minutes/game: 12.8
 Points/game: 3.1
 FG Pct: 34.8
 3FG Pct: 34.8
 FT Pct: 63.6

Rebounds/game: 2.7
 Assists/game: 0.3
 Turnovers/game: 0.7
 Assist/turnover ratio: 0.4
 Steals/game: 0.1
 Blocks/game: 0.2

Sabally's Career Stats

Season	gp-gs	min/avg	Total		3-Point		F-Throws		Rebounds				Scoring							
			fg-fga	pct	fg-fga	pct	ft-fa	pct	off	def	tot	avg	pf	fo	ast	to	blk	stl	pts	avg
2021-22	20-10	255/12.8	23-66	.348	8-23	.348	7-11	.636	23	30	53	2.7	9	0	5	14	4	2	61	3.1
TOTAL	20-10	255/12.8	23-66	.348	8-23	.348	7-11	.636	23	30	53	2.7	9	0	5	14	4	2	61	3.1

22 • CHRISTIAN TUCKER

6-3 • 170 • FRESHMAN - HS • GUARD

CHANDLER, ARIZ. / GILBERT PERRY HS



As a Freshman (2021-22)

- Made collegiate debut with 12 minutes - including nine first-half minutes - in an outing vs. Texas A&M-Commerce, with a steal and three points
- Played five minutes with two points in a win over Denver and six minutes vs. IUPUI
- Turned in the best game of his youthful career, going for nine points and two blocks in 12 minutes, including a 6 of 7 stretch from the free-throw line
- Played a career-high 18 minutes off the bench in a win over St. Mary's, scoring five points with a rebound and a steal
- Played 14 minutes at Grand Canyon, a school he grew up near and where his father played, sinking a pair at the line and dishing out two assists
- Logged a career-high 25 minutes with eight points and a career-high four rebounds vs. UTRGV
- Had the best game of his youthful career, collecting 12 points, four rebounds, two steals and two assists in a career-high 29 minutes at Illinois State
- Dished out six assists and had a career-high nine rebounds in 24 minutes vs. Dallas Christian
- Made second straight start vs. Southern Miss, collecting four points and four rebounds in 24 minutes
- Reached double figures in scoring for the second time in his career with 10 points at Charlotte
- Returned to the court in the finale vs. UTEP after missing two games due to COVID-19 protocols
- Splashed a key 3-pointer late in the first half vs. WKU
- Played 18 minutes at LA Tech, with four points and two rebounds

Season Highs

Points
12 at ISU (12/21/21)

Rebounds
9 vs. Dallas Christian (1/3/22)

Field Goals Made
4 at Charlotte (1/15/22)

Field Goal Attempts
14 at Charlotte (1/15/22)

3-Pt Field Goals Made
1, 4x, last vs. WKU (2/12/22)

3-Pt Field Goal Attempts
7 at Charlotte (1/15/22)

Free Throws Made
6, twice, last at ISU (12/21/21)

Free Throw Attempts
10 at ISU (12/21/21)

Assists
6 vs. Dallas Christian (1/3/22)

Steals
2 at ISU (12/21/21)

Blocked Shots
2 vs. Lamar (11/24/21)

Minutes
30 at Charlotte (1/15/22)

Career Highs

Points
12 at ISU (12/21/21)

Rebounds
9 vs. Dallas Christian (1/3/22)

Field Goals Made
4 at Charlotte (1/15/22)

Field Goal Attempts
14 at Charlotte (1/15/22)

3-Pt Field Goals Made
1, 4x, last vs. WKU (2/12/22)

3-Pt Field Goal Attempts
7 at Charlotte (1/15/22)

Free Throws Made
6, twice, last at ISU (12/21/21)

Free Throw Attempts
10 at ISU (12/21/21)

Assists
6 vs. Dallas Christian (1/3/22)

Steals
2 at ISU (12/21/21)

Blocked Shots
2 vs. Lamar (11/24/21)

Minutes
30 at Charlotte (1/15/22)

Tucker's 2021-22 Game-by-Game

Opponent	Date	gs	min	Total		3-Pointers		Free throws		Rebounds				pf	a	t/o	blk	stl	pts	avg	
				fg-fga	pct	3fg-fga	pct	ft-fa	pct	off	def	tot	avg								
TEX. A&M-COMMERCE	11/15/21		12	1-2	.500	0-0	.000	1-2	.500	0	1	1	1.0	4	0	1	0	1	3	3.0	
DENVER	11/16/21		5	1-2	.500	0-1	.000	0-0	.000	0	0	0	0.5	2	0	1	0	0	2	2.5	
IUPUI	11/17/21		6	0-2	.000	0-0	.000	0-0	.000	0	0	0	0.3	1	0	2	0	0	0	1.7	
A&M-CORPUS CHRISTI	11/21/21		2	0-2	.000	0-0	.000	0-0	.000	0	0	0	0.3	1	0	0	0	0	0	1.3	
LAMAR UNIVERSITY	11/24/21		12	1-2	.500	1-1	1.000	6-7	.857	0	0	0	0.2	2	0	0	2	0	9	2.8	
ST. MARY'S (TX)	11/29/21		18	1-3	.333	0-1	.000	3-4	.750	0	1	1	0.3	0	0	2	0	1	5	3.2	
at Grand Canyon	12/02/21		14	0-1	.000	0-0	.000	2-2	1.000	0	0	0	0.3	3	2	0	0	0	2	3.0	
vs Sam Houston State	12/11/21		4	0-0	.000	0-0	.000	0-0	.000	0	0	0	0.3	0	0	1	0	1	0	2.6	
UTRGV	12/17/21		25	3-6	.500	1-3	.333	1-1	1.000	1	3	4	0.7	1	0	1	0	0	8	3.2	
at Illinois St.	12/21/21		29	3-4	.750	0-0	.000	6-10	.600	0	4	4	1.0	4	2	4	0	2	12	4.1	
at UAB	01/01/22		15	1-2	.500	0-0	.000	0-0	.000	0	0	0	0.9	1	1	1	1	0	2	3.9	
DALLAS CHRISTIAN	01/03/22	*	24	1-7	.143	1-5	.200	2-2	1.000	0	9	9	1.6	1	6	3	1	1	5	4.0	
SOUTHERN MISS.	01/06/22	*	24	1-4	.250	0-0	.000	2-2	1.000	2	2	4	1.8	2	2	0	0	1	4	4.0	
LOUISIANA TECH	01/08/22	*	21	1-3	.333	0-1	.000	0-0	.000	1	2	3	1.9	1	3	2	0	0	2	3.9	
at Old Dominion	01/13/22	*	26	1-6	.167	0-1	.000	2-2	1.000	0	2	2	1.9	1	3	3	0	0	4	3.9	
at Charlotte	01/15/22	*	30	4-14	.286	0-7	.000	2-2	1.000	0	2	2	1.9	1	2	2	1	0	10	4.3	
UTEP	01/23/22		24	0-6	.000	0-2	.000	3-6	.500	0	2	2	1.9	1	2	1	0	1	3	4.2	
FLA. ATLANTIC	01/29/22		1	0-0	.000	0-0	.000	0-0	.000	0	0	0	1.8	0	0	1	0	0	0	3.9	
at North Texas	02/05/22		5	1-1	1.000	0-0	.000	0-0	.000	0	0	0	1.7	1	1	0	0	0	2	3.8	
WESTERN KY.	02/12/22		8	1-1	1.000	1-1	1.000	0-0	.000	0	1	1	1.7	0	1	0	1	0	3	3.8	
at Louisiana Tech	02/19/22		18	2-4	.500	0-1	.000	0-0	.000	0	2	2	1.7	0	1	1	0	1	4	3.8	
UAB	02/24/22	*	22	0-6	.000	0-4	.000	3-3	1.000	0	1	1	1.6	2	1	1	0	0	3	3.8	
NORTH TEXAS	03/03/22		16	0-1	.000	0-1	.000	0-0	.000	0	4	4	1.7	1	0	1	1	1	0	3.6	
Totals			6	361	23-79	.291	4-29	.138	33-43	.767	4	36	40	1.7	30	27	28	7	10	83	3.6

Games played: 23
 Minutes/game: 15.7
 Points/game: 3.6
 FG Pct: 29.1
 3FG Pct: 13.8
 FT Pct: 76.7

Rebounds/game: 1.7
 Assists/game: 1.2
 Turnovers/game: 1.2
 Assist/turnover ratio: 1.0
 Steals/game: 0.4
 Blocks/game: 0.3

Tucker's Career Stats

Season	gp-gs	min/avg	Total		3-Point		F-Throws			Rebounds				pf	fo	ast	to	blk	stl	Scoring	
			fg-fga	pct	fg-fga	pct	ft-fa	pct	off	def	tot	avg	pts							avg	
2021-22	23-6	361/15.7	23-79	.291	4-29	.138	33-43	.767	4	36	40	1.7	30	0	27	28	7	10	83	3.6	
TOTAL	23-6	361/15.7	23-79	.291	4-29	.138	33-43	.767	4	36	40	1.7	30	0	27	28	7	10	83	3.6	

24 • JACOB GERMANY

6-11 • 235 • JUNIOR - 2L • CENTER

KINGSTON, OKLA. / KINGSTON HS



As a Junior (2021-22)

- Went for his second career 20+ point game in the season opener vs. Trinity, collecting 24 points with three rebounds, 10 made buckets and two blocks
- Had six points and two rebounds at Oklahoma
- Chipped in five points and six rebounds vs. Texas A&M-Commerce
- Played 30 minutes with 17 points and eight rebounds vs. Denver, dishing out three assists from the post
- Grabbed four rebounds with 15 points in 25 minutes vs. IUPUI
- Had a pair of steals vs. Texas A&M-Corpus Christi, owning five points and three boards
- Played 22 minutes with 13 points and four rebounds in a win over Lamar, including 10 points in the second
- Despite battling foul trouble, played 19 minutes with 18 points and four rebounds in a win over St. Mary's
- Went for 18 points and 10 rebounds in 29 minutes at Grand Canyon, connecting on his first career 3-pointer and going 7 of 16 from the field
- Had 14 points, and a team-leading eight rebounds, adding three blocks and two assists in 30 minutes in a win over Sam Houston, going 6 of 6 from the line
- Battled cramps in UTSA's loss to UTRGV but went for 16 points, nine rebounds and two blocks in 25 minutes
- Had 17 points, five rebounds and a block in 30 minutes at Illinois State
- Had second double-double of the year at UAB, going for a career-high 26 points with six boards
- Went for 10 points and seven rebounds in 22 minutes vs. Dallas Christian
- Had 10 points and nine rebounds vs. Southern Miss
- Went for his third double-double of the year with 17 points and 13 rebounds vs. Louisiana Tech
- Had 12 points and seven boards in 29 minutes at ODU
- Went for his fourth double-double of the year with 21 points and 10 rebounds at UTEP
- Had his fifth double-double of the year with 23 points and 11 rebounds vs. FIU
- Earned second consecutive double-double with 11 points and 10 rebounds vs. FAU
- Had 20 points, nine rebounds and three blocks in 29 minutes at Rice
- Went for 16 points, nine rebounds and two steals at MTSU
- Played a career-high 40 minutes vs. WKU, going for 26 points - on 11 of 19 shooting - and 11 rebounds
- Had 16 points and seven rebounds in an OT win at Southern Miss
- Totaled eighth double-double of the year with 21 points and 10 rebounds at LA Tech
- Earned his ninth double-double with 17 points and 10 rebounds vs. UNT, including scoring UTSA's first nine points of the second half

Season Highs

- Points**
26, twice, last vs. WKU (2/12/22)
- Rebounds**
13 vs. LA Tech (1/8/22)
- Field Goals Made**
12 at UAB (1/1/22)
- Field Goal Attempts**
23 at UAB (1/1/22)
- 3-Pt Field Goals Made**
1 at Grand Canyon (12/2/21)
- 3-Pt Field Goal Attempts**
3 at Oklahoma (11/12/21)
- Free Throws Made**
6, twice, last vs. Sam Houston (12/11/21)
- Free Throw Attempts**
8 vs. St. Mary's (11/29/21)
- Assists**
3 vs. Denver (11/16/21)
- Steals**
3 vs. USM (1/6/22)
- Blocked Shots**
3, twice, last at Rice (2/3/22)
- Minutes**
40 vs. WKU (2/12/22)

Career Highs

- Points**
26, 3x, last vs. WKU (2/12/22)
- Rebounds**
15 at ODU (2/6/20)
- Field Goals Made**
13 vs. FAU (2/12/21)
- Field Goal Attempts**
23 at UAB (1/1/22)
- 3-Pt Field Goals Made**
1 at Grand Canyon (12/2/21)
- 3-Pt Field Goal Attempts**
3 at Oklahoma (11/12/21)
- Free Throws Made**
6, twice, last vs. Sam Houston (12/11/21)
- Free Throw Attempts**
8 vs. St. Mary's (11/29/21)
- Assists**
3, twice, last vs. Denver (11/16/21)
- Steals**
3 vs. USM (1/6/22)
- Blocked Shots**
5 vs. Southern Miss (1/22/21)

Germany's 2021-22 Game-by-Game

Opponent	Date	gs	min	Total		3-Pointers		Free throws		Rebounds				pf	a	t/o	blk	stl	pts	avg	
				fg-fga	pct	3fg-fga	pct	ft-fa	pct	off	def	tot	avg								
TRINITY (TX)	11/09/21	*	19	10-15	.667	0-0	.000	4-4	1.000	2	1	3	3	0	1	0	0	2	0	24	24.0
at Oklahoma	11/12/21	*	23	3-10	.300	0-3	.000	0-0	.000	1	1	2	2.5	1	0	2	1	0	6	15.0	
TEX. A&M-COMMERCE	11/15/21	*	26	1-3	.333	0-0	.000	3-6	.500	2	4	6	3.7	3	0	1	1	0	5	11.7	
DENVER	11/16/21	*	30	6-13	.462	0-1	.000	5-7	.714	3	5	8	4.8	2	3	2	0	0	17	13.0	
IUPUI	11/17/21	*	25	6-11	.545	0-0	.000	3-4	.750	1	3	4	4.6	1	2	2	1	0	15	13.4	
A&M-CORPUS CHRISTI	11/21/21	*	17	2-7	.286	0-0	.000	1-2	.500	1	2	3	4.3	3	0	2	1	2	5	12.0	
LAMAR UNIVERSITY	11/24/21	*	22	5-8	.625	0-1	.000	3-3	1.000	1	3	4	4.3	3	1	1	0	2	13	12.1	
ST. MARY'S (TX)	11/29/21	*	19	6-11	.545	0-0	.000	6-8	.750	2	2	4	4.3	4	0	2	1	2	18	12.9	
at Grand Canyon	12/02/21	*	29	7-16	.438	1-2	.500	3-3	1.000	6	4	10	4.9	2	1	3	0	0	18	13.4	
vs Sam Houston State	12/11/21	*	30	4-8	.500	0-0	.000	6-6	1.000	0	8	8	5.2	0	2	3	3	0	14	13.5	
UTRGV	12/17/21	*	25	5-14	.357	0-0	.000	6-6	1.000	5	4	9	5.5	0	0	2	2	0	16	13.7	
at Illinois St.	12/21/21	*	30	7-14	.500	0-1	.000	3-6	.500	4	1	5	5.5	4	0	2	1	1	17	14.0	
at UAB	01/01/22	*	34	12-23	.522	0-0	.000	2-4	.500	4	6	10	5.8	2	0	1	1	0	26	14.9	
DALLAS CHRISTIAN	01/03/22	*	22	5-9	.556	0-0	.000	0-0	.000	4	3	7	5.9	0	1	3	0	2	10	14.6	
SOUTHERN MISS.	01/06/22	*	30	4-10	.400	0-0	.000	2-4	.500	3	6	9	6.1	0	0	3	0	3	10	14.3	
LOUISIANA TECH	01/08/22	*	25	7-14	.500	0-0	.000	3-4	.750	5	8	13	6.6	2	0	3	0	0	17	14.4	
at Old Dominion	01/13/22	*	29	4-11	.364	0-0	.000	4-4	1.000	0	7	7	6.6	1	0	1	0	0	12	14.3	
at Charlotte	01/15/22	*	26	2-9	.222	0-0	.000	0-0	.000	2	3	5	6.5	3	1	3	1	0	4	13.7	
at UTEP	01/20/22	*	27	9-18	.500	0-1	.000	3-8	.375	4	6	10	6.7	1	0	2	1	1	21	14.1	
UTEP	01/23/22	*	30	3-12	.250	0-0	.000	0-0	.000	3	1	4	6.6	3	0	3	1	0	6	13.7	
FIU	01/27/22	*	35	10-18	.556	0-0	.000	3-5	.600	5	6	11	6.8	1	1	1	1	0	23	14.1	
FLA. ATLANTIC	01/29/22	*	26	5-11	.455	0-0	.000	1-3	.333	5	5	10	6.9	4	0	3	2	0	11	14.0	
at Rice	02/03/22	*	29	10-14	.714	0-0	.000	0-1	.000	4	5	9	7.0	2	1	2	3	1	20	14.3	
at North Texas	02/05/22	*	21	1-5	.200	0-0	.000	4-4	1.000	1	3	4	6.9	4	0	0	0	0	6	13.9	
at Middle Tenn.	02/07/22	*	31	8-11	.727	0-0	.000	0-1	.000	3	6	9	7.0	2	0	1	1	2	16	14.0	
WESTERN KY.	02/12/22	*	40	11-19	.579	0-1	.000	4-6	.667	1	10	11	7.1	2	2	1	0	0	26	14.5	
at Southern Miss.	02/17/22	*	30	6-17	.353	0-0	.000	4-4	1.000	3	4	7	7.1	4	1	2	0	1	16	14.5	
at Louisiana Tech	02/19/22	*	26	7-13	.538	0-0	.000	7-10	.700	2	8	10	7.2	3	0	1	0	1	21	14.8	
UAB	02/24/22	*	27	5-12	.417	0-0	.000	4-4	1.000	2	5	7	7.2	2	0	2	1	0	14	14.7	
NORTH TEXAS	03/03/22	*	31	7-16	.438	0-0	.000	3-6	.500	1	9	10	7.3	4	1	0	0	0	17	14.8	
Totals			30	814	178-372	.478	1-10	.100	87-123	.707	80	139	219	7.3	64	17	54	25	18	444	14.8

Games played: 30
Minutes/game: 27.1
Points/game: 14.8
FG Pct: 47.8
3FG Pct: 10.0
FT Pct: 70.7

Rebounds/game: 7.3
Assists/game: 0.6
Turnovers/game: 1.8
Assist/turnover ratio: 0.3
Steals/game: 0.6
Blocks/game: 0.8

Germany's Career Stats

Season	gp-gs	min/avg	Total		3-Point		F-Throws		Rebounds				Scoring							
			fg-fga	pct	fg-fga	pct	ft-fa	pct	off	def	tot	avg	pf	fo	ast	to	blk	stl	pts	avg
2019-20	31-10	493/15.9	74-133	.556	0-1	.000	21-40	525	40	100	140	4.5	50	3	9	23	25	15	169	5.5
2020-21	26-24	550/21.2	112-228	.491	0-0	.000	45-61	738	59	97	156	6.0	45	0	11	21	30	5	269	10.3
2021-22	30-30	814/27.1	178-372	.478	1-10	.100	87-123	707	80	139	219	7.3	64	0	17	54	25	18	444	14.8
TOTAL	87-64	1857/21.3	364-733	.497	1-11	.091	153-224	683	179	336	515	5.9	159	3	37	98	80	38	882	10.1

32 • ISAIAH ADDO-ANKRAH

6-6 • 200 • SOPHOMORE - 1L • GUARD

HOUSTON, TEXAS / SECOND BAPTIST HS



As a Sophomore (2021-22)

- Played the final five minutes in UTSA's season-opening win over Trinity, grabbing a rebound
- Played in his first career road game at Oklahoma, logging three minutes and sinking a free throw
- With UTSA shorthanded vs. UTRGV, played three minutes off the bench
- Played two minutes at Illinois State
- Had a career-high five points in 13 minutes vs. Dallas Christian
- Splashed a 3-pointer at Charlotte
- Was a story of UTSA's game at UTEP as he came off the bench for a shorthanded UTSA roster to bang three 3-pointers and play a career-high 17 minutes
- Played a career high 24 minutes and nailed a 3-pointer in the finale vs. UTEP
- Set a new career high with 25 minutes and six rebounds vs. FIU
- Drilled a pair of 3-pointers in 16 minutes vs. FAU, grabbing three rebounds
- Was 5 of 6 from 3-point range for a career-high 15 points in 22 minutes at Rice
- Sank 2 of 3 3-point attempts at UNT, going for eight points
- Drilled a pair of triples at MTSU in 19 minutes
- Made first career start in 25 minutes vs. WKU, going for five points and an assist
- Had a career high 21 points on a career-best seven made 3's at Southern Miss, including three made triples in OT, playing a career-long 35 minutes
- Had six points in 20 minutes at LA Tech

Season Highs

- Points**
21 at USM (2/17/22)
- Rebounds**
6 vs. FIU (1/27/22)
- Field Goals Made**
7 at USM (2/17/22)
- Field Goal Attempts**
14 at USM (2/17/22)
- 3-Pt Field Goals Made**
7 at USM (2/17/22)
- 3-Pt Field Goal Attempts**
13 at USM (2/17/22)
- Free Throws Made**
3 at LA Tech (2/19/22)
- Free Throw Attempts**
3 at LA Tech (2/19/22)
- Assists**
1, 5x, last at LA Tech (2/19/22)
- Steals**
1, 4x, last vs. WKU (2/12/22)
- Blocked Shots**
1 vs. Dallas Christian (1/3/22)
- Minutes**
35 at USM (2/17/22)

Career Highs

- Points**
21 at USM (2/17/22)
- Rebounds**
6 vs. FIU (1/27/22)
- Field Goals Made**
7 at USM (2/17/22)
- Field Goal Attempts**
14 at USM (2/17/22)
- 3-Pt Field Goals Made**
7 at USM (2/17/22)
- 3-Pt Field Goal Attempts**
13 at USM (2/17/22)
- Free Throws Made**
3 at LA Tech (2/19/22)
- Free Throw Attempts**
3 at LA Tech (2/19/22)
- Assists**
1, 4x, last vs. WKU (2/12/22)
- Steals**
1, 5x, last at LA Tech (2/19/22)
- Blocked Shots**
1 vs. Dallas Christian (1/3/22)
- Minutes**
35 at USM (2/17/22)

Addo-Ankrah's 2021-22 Game-by-Game

Opponent	Date	gs	min	Total		3-Pointers		Free throws		Rebounds					pts	avg				
				fg-fga	pct	3fg-fga	pct	ft-fa	pct	off	def	tot	avg	pf			a	t/o	blk	stl
TRINITY (TX)	11/09/21	5	0-0	.000	0-0	.000	0-0	.000	0	1	1	1.0	0	0	0	0	0	0	0.0	
at Oklahoma	11/12/21	3	0-1	.000	0-1	.000	1-1	1.000	0	0	0	0.5	0	0	0	0	0	1	0.5	
UTRGV	12/17/21	3	0-1	.000	0-1	.000	0-0	.000	0	0	0	0.3	1	0	0	0	0	0	0.3	
at Illinois St.	12/21/21	2	0-0	.000	0-0	.000	0-0	.000	0	0	0	0.3	0	0	0	0	0	0	0.3	
at UAB	01/01/22	2	0-0	.000	0-0	.000	0-0	.000	0	0	0	0.2	0	0	0	0	0	0	0.2	
DALLAS CHRISTIAN	01/03/22	13	1-6	.167	1-4	.250	2-2	1.000	0	1	1	0.3	0	0	1	1	0	5	1.0	
at Old Dominion	01/13/22	1	0-0	.000	0-0	.000	0-0	.000	0	0	0	0.3	0	0	0	0	0	0	0.9	
at Charlotte	01/15/22	2	1-1	1.000	1-1	1.000	0-0	.000	0	1	1	0.4	0	0	0	0	0	3	1.1	
at UTEP	01/20/22	17	3-6	.500	3-5	.600	0-0	.000	1	1	2	0.6	1	0	1	0	1	9	2.0	
UTEP	01/23/22	24	1-4	.250	1-4	.250	0-0	.000	1	2	3	0.8	1	1	1	0	1	3	2.1	
FIU	01/27/22	25	1-6	.167	0-4	.000	0-0	.000	1	5	6	1.3	1	0	0	0	0	2	2.1	
FLA. ATLANTIC	01/29/22	16	2-5	.400	2-4	.500	0-0	.000	2	1	3	1.4	1	1	1	0	0	6	2.4	
at Rice	02/03/22	22	5-6	.833	5-6	.833	0-0	.000	0	3	3	1.5	1	0	1	0	1	15	3.4	
at North Texas	02/05/22	20	3-4	.750	2-3	.667	0-1	.000	0	1	1	1.5	2	0	0	0	0	8	3.7	
at Middle Tenn.	02/07/22	19	2-6	.333	2-5	.400	0-0	.000	1	1	2	1.5	0	1	0	0	0	6	3.9	
WESTERN KY.	02/12/22 *	25	2-9	.222	1-8	.125	0-0	.000	0	0	0	1.4	2	1	2	0	1	5	3.9	
at Southern Miss.	02/17/22 *	35	7-14	.500	7-13	.538	0-0	.000	1	2	3	1.5	2	0	0	0	0	21	4.9	
at Louisiana Tech	02/19/22 *	20	1-6	.167	1-6	.167	3-3	1.000	0	1	1	1.5	1	1	2	0	0	6	5.0	
UAB	02/24/22	17	2-4	.500	2-3	.667	0-0	.000	1	1	2	1.5	2	1	3	0	0	6	5.1	
NORTH TEXAS	03/03/22 *	22	0-1	.000	0-1	.000	0-0	.000	0	1	1	1.5	1	0	0	0	1	0	4.8	
Totals		4	293	31-80	.388	28-69	.406	6-7	.857	8	22	30	1.5	16	6	12	1	5	96	4.8

Games played: 20
Minutes/game: 14.7
Points/game: 4.8
FG Pct: 38.8
3FG Pct: 40.6
FT Pct: 85.7

Rebounds/game: 1.5
Assists/game: 0.3
Turnovers/game: 0.6
Assist/turnover ratio: 0.5
Steals/game: 0.3
Blocks/game: 0.1

Addo-Ankrah's Career Stats

Season	gp-gs	min/avg	Total		3-Point		F-Throws		Rebounds					Scoring						
			fg-fga	pct	fg-fga	pct	ft-fa	pct	off	def	tot	avg	pf	ast	to	blk	stl	pts	avg	
2020-21	6-0	17/2.8	4-7	.571	1-3	.333	2-2	1.000	0	2	2	0.3	0	0	0	1	0	1	11	1.8
2021-22	20-4	293/14.7	31-80	.388	28-69	.406	6-7	.857	8	22	30	1.5	16	0	6	12	1	5	96	4.8
TOTAL	26-4	310/11.9	35-87	.402	29-72	.403	8-9	.889	8	24	32	1.2	16	0	6	13	1	6	107	4.1

SEASON/CAREER SNAPSHOT

SEASON STATISTICS
CAREER STATISTICS

SUMMARY	gp-gs	min/g	fg%	3fg%	ft%	r/g	a/g	stl	blk	pts/g	gp-gs	min/g	fg%	3fg%	ft%	r/g	a/g	stl	blk	pts/g
Jacob Germany	30-30	27.1	.478	.100	.707	7.3	0.6	18	25	14.8	87-64	21.3	.497	.091	.683	5.9	0.4	38	80	10.1
Dhieu Deing	23-13	27.5	.348	.299	.754	5.5	1.4	33	4	14.0	23-13	27.5	.348	.299	.754	5.5	1.4	33	4	14.0
Jordan Ivy-Curry	21-19	27.6	.347	.338	.804	2.3	2.3	19	3	13.9	47-30	23.4	.367	.350	.753	2.6	1.9	38	6	10.2
Cedrick Alley Jr.	15-14	27.5	.342	.291	.686	6.8	1.7	18	5	9.3	39-30	23.3	.378	.315	.742	5.3	1.2	34	14	7.4
Darius McNeill	27-20	24.0	.424	.184	.784	2.4	1.9	26	4	6.7	27-20	24.0	.424	.184	.784	2.4	1.9	26	4	6.7
Isaiah Addo-Ankrah	20-4	14.7	.388	.406	.857	1.5	0.3	5	1	4.8	26-4	11.9	.402	.403	.889	1.2	0.2	6	1	4.1
Aleu Aleu	10-4	15.1	.333	.294	.813	2.4	0.8	3	0	4.2	10-4	15.1	.333	.294	.813	2.4	0.8	3	0	4.2
Erik Czumbel	30-14	25.3	.374	.244	.625	2.3	2.6	9	6	4.1	87-45	23.4	.380	.341	.733	2.0	1.9	38	10	4.1
Christian Tucker	23-6	15.7	.291	.138	.767	1.7	1.2	10	7	3.6	23-6	15.7	.291	.138	.767	1.7	1.2	10	7	3.6
Lachlan Bofinger	30-10	15.0	.466	.000	.382	3.8	0.7	10	12	3.2	47-10	13.2	.486	.000	.395	3.6	0.7	21	19	3.2
Lamin Sabally	20-10	12.8	.348	.348	.636	2.7	0.3	2	4	3.1	20-10	12.8	.348	.348	.636	2.7	0.3	2	4	3.1
Phoenix Ford	27-6	15.9	.469	.143	.296	3.3	0.5	14	5	2.6	59-8	11.5	.461	.143	.457	2.7	0.4	20	7	2.0
Josh Farmer	22-0	9.6	.362	.133	.615	2.4	0.1	4	3	2.4	22-0	9.6	.362	.133	.615	2.4	0.1	4	3	2.4
Artan Jabbar	6-0	5.0	.273	.125	.000	0.5	0.5	0	0	1.2	12-0	4.3	.238	.176	.000	0.6	0.3	0	0	1.1

SCORING	fg-fga	fg%	3fg-fga	3fg%	ft-fta	ft%	pts	pts/g	fg-fga	fg%	3fg-fga	3fg%	ft-fta	ft%	pts	pts/g
Jacob Germany	178-372	.478	1-10	.100	87-123	.707	444	14.8	364-733	.497	1-11	.091	153-224	.683	882	10.1
Dhieu Deing	110-316	.348	53-177	.299	49-65	.754	322	14.0	110-316	.348	53-177	.299	49-65	.754	322	14.0
Jordan Ivy-Curry	101-291	.347	45-133	.338	45-56	.804	292	13.9	168-458	.367	69-197	.350	73-97	.753	478	10.2
Cedrick Alley Jr.	50-146	.342	16-55	.291	24-35	.686	140	9.3	105-278	.378	34-108	.315	46-62	.742	290	7.4
Darius McNeill	73-172	.424	7-38	.184	29-37	.784	182	6.7	73-172	.424	7-38	.184	29-37	.784	182	6.7
Isaiah Addo-Ankrah	31-80	.388	28-69	.406	6-7	.857	96	4.8	35-87	.402	29-72	.403	8-9	.889	107	4.1
Aleu Aleu	12-36	.333	5-17	.294	13-16	.813	42	4.2	12-36	.333	5-17	.294	13-16	.813	42	4.2
Erik Czumbel	43-115	.374	11-45	.244	25-40	.625	122	4.1	117-308	.380	61-179	.341	63-86	.733	358	4.1
Christian Tucker	23-79	.291	4-29	.138	33-43	.767	83	3.6	23-79	.291	4-29	.138	33-43	.767	83	3.6
Lachlan Bofinger	41-88	.466	0-6	.000	13-34	.382	95	3.2	67-138	.486	0-9	.000	15-38	.395	149	3.2
Lamin Sabally	23-66	.348	8-23	.348	7-11	.636	61	3.1	23-66	.348	8-23	.348	7-11	.636	61	3.1
Phoenix Ford	30-64	.469	1-7	.143	8-27	.296	69	2.6	47-102	.461	1-7	.143	21-46	.457	116	2.0
Josh Farmer	21-58	.362	2-15	.133	8-13	.615	52	2.4	21-58	.362	2-15	.133	8-13	.615	52	2.4
Artan Jabbar	3-11	.273	1-8	.125	0-2	.000	7	1.2	5-21	.238	3-17	.176	0-2	.000	13	1.1

TOTALS	o-reb	d-reb	t-reb	pf	fo	ast	to	a/to	o-reb	d-reb	t-reb	pf	fo	ast	to	a/to
Jacob Germany	80	139	219	64	0	17	54	0.3	179	336	515	159	3	37	98	0.4
Dhieu Deing	31	95	126	42	0	33	42	0.8	31	95	126	42	0	33	42	0.8
Jordan Ivy-Curry	13	36	49	25	0	48	51	0.9	51	70	121	69	1	88	72	1.2
Cedrick Alley Jr.	33	69	102	25	0	25	21	1.2	65	142	207	61	0	48	44	1.1
Darius McNeill	15	51	66	47	0	50	36	1.4	15	51	66	47	0	50	36	1.4
Isaiah Addo-Ankrah	8	22	30	16	0	6	12	0.5	8	24	32	16	0	6	13	0.5
Aleu Aleu	10	14	24	15	0	8	14	0.6	10	14	24	15	0	8	14	0.6
Erik Czumbel	4	66	70	77	1	78	33	2.4	12	165	177	210	5	169	92	1.8
Christian Tucker	4	36	40	30	0	27	28	1.0	4	36	40	30	0	27	28	1.0
Lachlan Bofinger	45	68	113	41	0	21	23	0.9	64	103	167	61	1	31	34	0.9
Lamin Sabally	23	30	53	9	0	5	14	0.4	23	30	53	9	0	5	14	0.4
Phoenix Ford	42	48	90	72	3	14	20	0.7	72	89	161	124	4	23	31	0.7
Josh Farmer	17	35	52	24	1	3	19	0.2	17	35	52	24	1	3	19	0.2
Artan Jabbar	0	3	3	2	0	3	2	1.5	0	7	7	2	0	3	3	1.0