



# 2021 UTSA ROADRUNNERS FOOTBALL GAME NOTES

UTSA ATHLETICS COMMUNICATIONS • ONE UTSA CIRCLE • SAN ANTONIO, TEXAS 78249

Kyle Stephens • kyle.stephens@utsa.edu • (210) 887-3636

Brent Ingram • brent.ingram@utsa.edu • (210) 845-8651

## « WE ARE UTSA »

When referencing the University of Texas at San Antonio Athletics, PLEASE USE THE ACRONYM **UTSA** AND THE NICKNAME **ROADRUNNERS**. Please refrain from using UT-San Antonio, Texas-San Antonio, UT-SA, 'Runners or any other variation.

# UTSA

## « SCHEDULE & RESULTS »

Overall 6-0 • Home 3-0 • Road 3-0 • C-USA 2-0

Date	Opponent	Time/Result
9.4	at Illinois (Big Ten Network)	W, 37-30
9.11	Lamar (ESPN3)	W, 54-0
9.18	Middle Tennessee* (ESPN+)	W, 27-13
9.25	at Memphis (ESPNU)	W, 31-28
10.2	UNLV (ESPN+)	W, 24-17
10.9	at WKU* (Stadium)	W, 52-46
10.16	Rice* (ESPN+)	5 p.m.
10.23	at Louisiana Tech* (Stadium)	6 p.m.
11.6	at UTEP* (ESPN Networks)	3 p.m.
11.13	Southern Miss* (ESPN Networks)	2:30 p.m.
11.20	UAB* (ESPN Networks)	2:30 p.m.
11.27	at North Texas* (ESPN Networks)	1 p.m.

all times Central • \* Conference USA game • (TV) denotes television network

## « CONFERENCE USA STANDINGS »

(AS OF OCT. 9)

West Division	C-USA	Overall
<b>UTSA</b>	<b>2-0</b>	<b>6-0</b>
UTEP	2-0	5-1
UAB	2-0	4-2
Louisiana Tech	1-0	2-3
Rice	1-0	2-3
North Texas	0-2	1-4
Southern Miss	0-2	1-5

East Division	C-USA	Overall
Charlotte	2-0	4-2
Florida Atlantic	1-1	3-3
Marshall	1-1	3-3
Middle Tennessee	1-2	2-4
WKU	0-1	1-4
Old Dominion	0-2	1-5
FIU	0-2	1-5

## « C-USA SCHEDULE »

On page 4



### GAME #7 HOMECOMING



## UTSA ROADRUNNERS (6-0, 2-0)

VS.

## RICE OWLS (2-3, 1-0)

Saturday, Oct. 16 | 5 p.m.

Alamodome | San Antonio, Texas

Television \_\_\_\_\_ ESPN+

Lincoln Rose (play-by-play), LaDarrin McLane (analyst)

Radio \_\_\_\_\_ Ticket 760 AM

Pregame show starts at 3 p.m.

Andy Everett (play-by-play), Jay Riley (analyst), Pat Evans (reporter)

Live Stats \_\_\_\_\_ goUTSA.com

Series History \_\_\_\_\_ UTSA leads, 5-3

Last Meeting \_\_\_\_\_ UTSA 31, Rice 27 (10/19/19)

## « OPENING DRIVE »

- + UTSA is 6-0 for the first time in school history and currently is riding a program record-tying six-game winning streak.
- + The Roadrunners are bowl eligible for the second straight and fourth overall season.
- + UTSA is one of 13 undefeated and bowl-eligible FBS teams as of Oct. 9.
- + Head coach Jeff Traylor is 13-5 at the helm of the Roadrunners, the best 18-game start for a UTSA coach.
- + UTSA has won nine of its last 10 contests dating back to last season.
- + The Roadrunners are receiving votes in both the USA TODAY Sports AFCA Coaches (30) and AP Top 25 (22) Polls.
- + Saturday will mark the ninth meeting between UTSA and Rice, which will for one week match the Louisiana Tech series as the most played in school history.
- + UTSA has won the last five meetings with the Owls and leads the all-time series, 5-3.
- + The Roadrunners have won their last two Homecoming games and are 6-4 all time.

## SETTING THE SCENE

Off to the best start in school history, UTSA will host Rice for Homecoming this Saturday, Oct. 16. Kickoff for the ninth meeting between the Roadrunners (6-0, 2-0 C-USA) and Owls (2-3, 1-0) is set for 5 p.m. at the Alamodome and the game will air on ESPN+ and Ticket 760 AM. One of 13 undefeated and bowl-eligible FBS teams, UTSA has won nine of its last 10 games and is riding a program record-tying six-game winning streak. The Roadrunners have been victorious in six straight contests at the Alamodome and are 6-4 all time in Homecoming games. For more information regarding UTSA's Homecoming Week, please visit [utsa.edu/homecoming](http://utsa.edu/homecoming).



**« UTSA FOOTBALL QUICK FACTS »**

**General Information**

Name \_\_\_\_\_ The University of Texas at San Antonio  
 Nickname \_\_\_\_\_ Roadrunners  
 Colors \_\_\_\_\_ Orange (PMS 1665), Navy Blue (289) and White  
 Founded \_\_\_\_\_ 1969  
 Enrollment \_\_\_\_\_ 34,734  
 President \_\_\_\_\_ Dr. Taylor Eighmy (Tufts '80)  
 Athletics Director \_\_\_\_\_ Dr. Lisa Campos (Colorado State)  
 Athletics Department Phone \_\_\_\_\_ (210) 458-8149  
 Ticket Office Phone \_\_\_\_\_ (210) 458-8872  
 Affiliation \_\_\_\_\_ NCAA Division I Football Bowl Subdivision  
 Conference \_\_\_\_\_ Conference USA (West Division)  
 Stadium (Capacity) \_\_\_\_\_ Alamodome (36,582)  
 Playing Surface \_\_\_\_\_ FusionH XP2 Synthetic Turf  
 Press Box Phone \_\_\_\_\_ (210) 704-6200

**Coaching Staff**

Head Coach \_\_\_\_\_ Jeff Traylor (Stephen F. Austin '90)  
 Career Record (Years) \_\_\_\_\_ 13-5 (2)  
 Assistant Coaches \_\_\_\_\_ Barry Lunney Jr. (Associate Head Coach/Offensive Coordinator/Quarterbacks), Jess Loepp (co-Defensive Coordinator/Safeties), Rod Wright (co-Defensive Coordinator/Defensive Line), Tommy Perry (Special Teams Coordinator), Nick Graham (Cornerbacks), Julian Griffin (Running Backs), Matt Mattox (Run Game Coordinator/Offensive Line), Will Stein (Passing Game Coordinator/Wide Receivers), Brad Sherrod (Linbackers), Kurt Traylor (Tight Ends)  
 Analysts (Offense) \_\_\_\_\_ Justin Burke, Sean Davis, Pavit Patel  
 Analysts (Defense) \_\_\_\_\_ Zach Brown, Drew Rhodes, Zak Sauve  
 Analyst (Special Teams) \_\_\_\_\_ Chris Roberts  
 Graduate Assistants \_\_\_\_\_  
 \_\_\_\_\_ Cutter Leftwich (Offense), Hunter Rittmann (Offense)  
 Head Strength & Conditioning Coach \_\_\_\_\_ Ryan Filo  
 Director of Operations \_\_\_\_\_ Kevin Brown  
 Director of Player Personnel \_\_\_\_\_ Joe Price  
 Chief of Staff \_\_\_\_\_ Matt Turner  
 Player Development Coordinator \_\_\_\_\_ Damon Williams  
 Head of Equipment Operations \_\_\_\_\_ Tyler Renard  
 Video Coordinator \_\_\_\_\_ Alex Nicasio  
 Video Production Assistant \_\_\_\_\_ Joshua Guerra  
 Head Football Trainer \_\_\_\_\_ Nik Turner  
 Senior Administrative Assistant \_\_\_\_\_ James Gellido  
 Football Office Phone \_\_\_\_\_ (210) 458-5011

**Team Information**

2020 Record \_\_\_\_\_ 7-5 (.583)  
 2020 C-USA Record/Finish \_\_\_\_\_ 5-2 (.714)/2nd, West  
 Letterwinners Returning/Lost \_\_\_\_\_ 70/10  
 Starters Returning (O/D/ST) \_\_\_\_\_ 24 (10/11/3)  
 Starters Lost (O/D/ST) \_\_\_\_\_ 1 (1/0/0)  
 Offensive Formation \_\_\_\_\_ Multiple  
 Defensive Formation \_\_\_\_\_ 3-4

**Program History**

First Year \_\_\_\_\_ 2011  
 All-Time Record \_\_\_\_\_ 58-66 (.468)  
 All-Time Home Record \_\_\_\_\_ 34-28 (.548)  
 All-Time Away Record \_\_\_\_\_ 24-37 (.393)  
 All-Time Neutral Record \_\_\_\_\_ 0-1 (.000)  
 All-Time Conference Record \_\_\_\_\_ 35-36 (.493)  
 \_\_\_\_\_ WAC: 3-3 (.500), 2012  
 \_\_\_\_\_ C-USA: 32-33 (.492), 2013-present

**Athletics Communications**

Associate AD (primary contact) \_\_\_\_\_ Kyle Stephens  
 Email \_\_\_\_\_ kyle.stephens@utsa.edu  
 Phone \_\_\_\_\_ (210) 887-3636  
 Associate Director (secondary contact) \_\_\_\_\_ Brent Ingram  
 Email \_\_\_\_\_ brent.ingram@utsa.edu  
 Phone \_\_\_\_\_ (210) 845-8651  
 Address \_\_\_\_\_ One UTSA Circle, San Antonio, TX 78249  
 Website \_\_\_\_\_ goUTSA.com

**TUNING IN**

Saturday's game will air on ESPN+ and is available for streaming on Watch ESPN and the ESPN app. Lincoln Rose (play-by-play) and LaDarrin McLane (analyst) have the call. The contest will air live on Ticket 760 AM in the San Antonio area and on SiriusXM app channel 986. Andy Everett (play-by-play), Jay Riley (analyst) and Pat Evans (reporter) will call the action. The pregame show will begin at 3 p.m. and there will be a 45-minute postgame show. The radio broadcast also can be heard online at Ticket760.com and via the iHeartRadio and The Varsity Network apps.

**ROADRUNNERS RECEIVING VOTES**

For the third straight week, UTSA is receiving both in both major polls. The Roadrunners are receiving 30 votes in the latest USA TODAY Sports AFCA Coaches Poll, the fifth consecutive week they have received a vote in that poll. UTSA received 22 votes in this week's Associated Press Top 25 Poll, marking the third week in a row the Roadrunners have been recognized in that poll. Last year, the Roadrunners received two votes in the AP Top 25 Poll for the week of Sept. 20, a program first. UTSA is the only Conference USA team receiving votes in either poll this week.

**UTSA ESCAPES WKU IN SATURDAY NIGHT THRILLER**

Frank Harris threw for a school-record six touchdowns and Clarence Hicks intercepted a pass at the 3-yard line in the final minute, as UTSA held on for a 52-46 win over WKU in Conference USA action last Saturday night at Houchens-Smith Stadium. Harris completed 28 of 38 passes for 347 yards on the night and also caught one TD pass, giving him seven total scores on the night. He found De'Corian Clark seven times for a career-best 160 yards and a program-record three touchdown receptions. UTSA built a 52-43 lead late in the contest but the Hilltoppers cut the deficit to six after Brayden Narveson drilled a 27-yard field goal with 4:22 left to play. WKU then got the ball back with 3:21 left and drove deep inside UTSA territory in the final minute. On third down and goal from the 15, Hicks dropped back into coverage and dove in front of Bailey Zappe's 60th pass attempt of the night, securing the game-sealing interception. Sincere McCormick logged his fourth 100-yard rushing game of the season and school-record 14th of his career with 120 yards on 23 carries, while Joshua Cephus had eight catches for 83 yards and a TD and Zakhari Franklin hauled in eight passes for 50 yards to help UTSA pile up 564 yards of offense. Meanwhile, Rashad Wisdom led all players with 13 tackles, including 11 solo stops. Dadrion Taylor added eight tackles and Antonio Parks made six to lead the defense.

**ROADRUNNERS OFF TO RECORD START**

UTSA is off to a 6-0 start for the first time in program history, bettering the 2012 team that won its first five games. The Roadrunners have won nine of their last 10 contests dating back to last season and the current six-game winning streak is tied for the school record accomplished twice previously. UTSA won six straight games starting with the 2011 finale against Minot State and including the 5-0 start to the 2012 campaign. The Roadrunners matched that streak by winning their last five contests in 2013 and the 2014 season opener at Houston.

**UTSA IN HOMECOMING GAMES**

The Roadrunners are 6-4 all time in Homecoming games during their history. UTSA has won its last two such contests, routing UTEP 52-21 on Nov. 14, 2020, and holding off Rice 31-27 two years ago. The Roadrunners also beat the Owls 20-7 in the 2017 Homecoming game.

**UTSA's Homecoming Games**

Date	Opponent	Score
9/24/11	Bacone	W, 54-7
10/20/12	San Jose State	L, 24-52
10/26/13	UAB	W, 52-31
10/11/14	FIU	W, 16-13
11/7/15	Old Dominion	L, 31-36
10/22/16	UTEP	L, 49-52 (5OT)
10/21/17	Rice	W, 20-7
10/13/18	Louisiana Tech	L, 3-31
10/19/19	Rice	W, 31-27
11/14/20	UTEP	W, 52-21

**SCOUTING RICE**

The Owls have won their last two games and are 2-3 overall after beating Southern Miss 24-19 in their Conference USA Opener on Oct. 2. Rice is averaging 18.4 points and 271.2 yards per game while surrendering 38.2 points and 387.0 yards per outing. Khalan Griffin leads the rushing attack with 185 yards on 43 carries and Jordan Myers has tallied 117 yards and five scores on the ground. Quarterback Jake Constantine is 35 of 46 for 416 yards and three touchdowns and Jake Bailey is the

leading receiver with 21 catches for 232 yards and a TD. Antonio Montero paces the defense with 39 tackles and six tackles for loss. Head coach Mike Bloomgren is 9-26 in his fourth season at the helm.

**SERIES HISTORY**

Saturday will mark the ninth meeting between UTSA and Rice, which for one week will tie it with the Louisiana Tech series as the most played in program history. The Roadrunners have won the last five matchups against the Owls and lead the all-time series 5-3. Rice won the first three meetings in 2012-14 before UTSA started its current five-game winning streak in the series. Last year’s contest was canceled due to COVID-19 protocols within the UTSA program.

**UTSA/Rice Series History**

Date	Location	Score
10/13/12	Houston	L, 14-34
10/12/13	San Antonio	L, 21-27
11/8/14	Houston	L, 7-17
11/21/15	San Antonio	W, 34-24
10/15/16	Houston	W, 14-13
10/21/17	San Antonio	W, 20-7
10/6/18	Houston	W, 20-3
10/19/19	San Antonio	W, 31-27

**WHO’S COUNTING?**

Now in their 11th season of play, the Roadrunners will play the 125th game in program history on Saturday when they face Rice for the annual Homecoming game. UTSA is 58-66 all time and 34-28 at the Alamodome. By comparison, Rice has been playing football since 1912 and owns an all-time record of 474-607-32.

**CELEBRATING 10TH ANNIVERSARY**

This fall, UTSA is celebrating the 10th anniversary of its inaugural 2011 season. The Roadrunners started their football program from scratch and, following a practice year in 2010, played their first season as an FCS Independent in 2011 before joining the Western Athletic Conference for the 2012 campaign. UTSA moved into its current league home — Conference USA — in 2013 and became a full-fledged FBS member starting with the 2014 season. The Roadrunners set NCAA modern startup program records in 2011 by drawing 56,743 fans to their inaugural game against Northeastern State and by averaging 35,521 fans for their six home contests that season. UTSA made its first postseason appearance at the 2016 New Mexico Bowl in its sixth season of play and registered its first win against a team from a Power 5 conference the following season with a 17-10 victory over Baylor. UTSA now has posted at least six wins in six of the 11 seasons in program history and it has reached the seven-win plateau three times, including in Jeff Traylor’s debut campaign last fall. The 2012 team won a program-record eight games, while the Roadrunners notched seven victories in 2013 and again last year.

**TRAYLOR AIMS TO BUILD ON FIRST-YEAR SUCCESS**

Second-year UTSA head coach Jeff Traylor made history in several ways in his first season at the helm in 2020, and his second campaign is off to a resounding start. The Roadrunners opened the season with the program’s second triumph over a team from a Power Five conference in the 37-30 road win over Illinois and then posted a 54-0 rout of Lamar, the program’s first shutout and largest margin of victory. He became the first coach in program history to post back-to-back 3-0 starts after the 27-13 victory over Middle Tennessee on Sept. 18. One week later, Traylor guided the Roadrunners to the largest comeback win in school history, as UTSA overcame a 21-0 deficit for a 31-28 road triumph over Memphis. UTSA matched the best start in program history by running their record to 5-0 following the 24-17 win against UNLV and now own the first 6-0 start to a season in school annals following the 52-46 road win over WKU last Saturday. Last fall, he became the first head coach in program annals to win his first three games and to notch seven victories in his debut season. Traylor boasts more than 30 years of coaching experience, including a highly successful 15-year career as head coach at Gilmer High School, where he led his hometown Buckeyes to three state championships and two state runner-up finishes and posted a 175-26 (.871) record. Named the third head coach in UTSA history on Dec. 10, 2019, Traylor previously was the associate head coach and running backs coach at Arkansas (2018-19) and SMU (2017) after two seasons at Texas serving as associate head coach for the offense and receivers coach in 2016 and special teams coordinator and tight ends coach in 2015.

**OVERCOMING DEFICITS**

UTSA’s rally from a 21-point deficit in the 31-28 victory over Memphis on Sept. 25 marked the largest comeback win in school history. In 2011, the Roadrunners overcame a 14-0 deficit in a 17-14 overtime win over Georgia State, which stood

**« RADIO BROADCAST INFO »**

All UTSA football games will be carried live in the San Antonio area on Ticket 760 AM, online at [Ticket760.com](http://Ticket760.com) and via the free iHeartRadio app and The Varsity Network.

Andy Everett, the play-by-play voice of the Roadrunners, will be joined for football broadcasts by analyst Jay Riley along with sideline reporter Pat Evans. There will be two-hour pregame and 45-minute postgame shows for each broadcast.

Everett also will host “The Jeff Traylor Radio Show”, from 7-8 p.m. each Wednesday (subject to change) live from the Sand Box (7280 UTSA Blvd). The show will air live on Ticket 760 AM, online at [Ticket760.com](http://Ticket760.com) and via the free iHeartRadio app and The Varsity Network.



**UTSA BY THE NUMBERS**

Record .....	6-0
Conference USA .....	2-0
vs. West .....	0-0
vs. East .....	2-0
Non-Conference .....	4-0
Home .....	3-0
Road .....	3-0
Day .....	1-0
Night .....	5-0
UTSA scores on first possession .....	2-0
Opponent scores on first possession .....	0-0
UTSA scores first .....	5-0
Opponent scores first .....	1-0
UTSA leads after 1st quarter .....	4-0
Opponent leads after 1st quarter .....	1-0
Teams are tied after 1st quarter .....	1-0
UTSA leads at halftime .....	5-0
Opponent leads at halftime .....	1-0
Teams are tied at halftime .....	0-0
UTSA leads after 3rd quarter .....	5-0
Opponent leads after 3rd quarter .....	1-0
Teams are tied after 3rd quarter .....	0-0
Game goes to overtime .....	0-0
Scores less than 20 pts .....	0-0
Scores 20+ points .....	6-0
Scores 30+ points .....	4-0
Allows less than 20 pts .....	3-0
Allows 20+ points .....	2-0
Allows 30+ points .....	2-0
UTSA has more total yards .....	4-0
Opponent has more total yards .....	2-0
UTSA has more rushing yards .....	6-0
Opponent has more rushing yards .....	0-0
UTSA has more passing yards .....	3-0
Opponent has more passing yards .....	3-0
Rushes for fewer than 100 yards .....	0-0
Rushes for more than 100 yards .....	6-0
Rushes for 200+ yards .....	2-0
Passes for 200+ yards .....	5-0
Passes for 300+ yards .....	2-0
UTSA has 100-yard rusher .....	4-0
Opponent has 100-yard rusher .....	0-0
UTSA has 100-yard receiver .....	4-0
Opponent has 100-yard receiver .....	4-0

## THIS WEEK IN C-USA

### Friday, Oct. 15

Marshall at North Texas\* (CBSSN) 6 p.m.

### Saturday, Oct. 16

UAB at Southern Miss\* (Stadium) 2:30 p.m.

WKU at Old Dominion\* (ESPN3) 2:30 p.m.

Rice at UTSA\* (ESPN+) 5 p.m.

LA Tech at UTEP\* (ESPN+) 8 p.m.

\* Conference USA Game



as the program record until the come-from-behind victory against the Tigers. UTSA has rallied for a win from a 13-point deficit three times, most recently in a 27-26 triumph over Louisiana Tech last October at the Alamodome. Additionally, the Roadrunners trailed Louisiana by a 24-7 count in the third quarter of the 2020 First Responder Bowl before rallying to tie the score at 24-24 in an eventual 31-24 setback last December.

### Largest Deficits Overcome In Win

Deficit	Final	Opponent	Date
21 (0-21)	31-28	at Memphis	9/25/21
14 (0-14)	17-14 (OT)	vs. Georgia State	10/29/11
13 (6-19)	27-26	vs. Louisiana Tech	10/24/20
13 (10-23)	24-23	at Old Dominion	11/9/19
13 (0-13)	21-13	at New Mexico	8/31/13
10 (0-10)	34-24	vs. Rice	11/21/15
10 (0-10)	16-13	vs. FIU	10/11/14

### HISTORIC WIN TO OPEN 2021

UTSA's 37-30 road win over Illinois in the season opener marked the program's second victory against a team from a Power Five conference and the first against a Big Ten Conference school. The Roadrunners' first win versus a Power Five program was a 17-10 triumph over Baylor on Sept. 9, 2017, in Waco. UTSA also improved to 9-2 overall in season openers with that victory.

### RECORDS FALL IN HOME OPENER

Several program records fell in the 54-0 victory over Lamar in the home opener on Sept. 11. It marked the first shutout in school history, as the previous standard for fewest points allowed was three done three times, the last against Rice in 2018. UTSA also registered the largest margin of victory, nipping the previous mark of 53 set in the 56-3 win over Northwestern Oklahoma State in 2012. The Roadrunners limited Lamar to just 122 yards of offense, eclipsing the previous program record for fewest yards allowed of 149 established against Southern in 2017. UTSA's point total is the third-most scored in a game.

### HARRIS HONORED BY MANNING AWARD

UTSA quarterback Frank Harris was selected as the Manning Award Quarterback of the Week for his record-setting performance in the win over WKU. The Schertz Clemens High School product earned the honor over seven other Manning Award Stars of the Week — Brennan Armstrong (Virginia), Zach Calzada (Texas A&M), Matt Corral (Ole Miss), Dustin Crum (Kent State), Carson Strong (Nevada), C.J. Stroud (Ohio State) and Caleb Williams (Oklahoma) — in the Allstate Sugar Bowl's Facebook contest.

### UTSA COLLECTS C-USA WEEKLY AWARDS

Five Roadrunners have earned a combined six Conference USA weekly awards this season. Frank Harris was named C-USA Offensive Player of the Week on Monday for his record-setting performance in the 52-46 win at WKU. Also a member of this week's Davey O'Brien Great 8 list and a Manning Award Star of the Week, he completed 28 of 38 passes for 349 yards and a school-record six touchdowns while also rushing for 51 yards for a program-best 400 yards of total offense and catching a 23-yard TD pass. On Sept. 27, Hunter Duplessis picked up his second C-USA Special Teams Player of the Week honor of the year after drilling the game-winning 42-yard field goal as time expired while Clarence Hicks grabbed a share of the defensive award after registering six tackles, three tackles for loss, a pair of sacks and a forced fumble in the 31-28 comeback win over Memphis. Trumane Bell II was named C-USA Defensive Player of the Week on Sept. 20 after posting four tackles, 2.5 tackles for loss, two sacks, a pair of quarterback hurries and a forced fumble to help the Roadrunners hold Middle Tennessee to 199 yards of offense, including only eight on the ground. Sheldon Jones was honored as C-USA Special Teams Player of the Week on Sept. 13 after returning a punt 76 yards for a touchdown in the 54-0 victory over Lamar, while Duplessis received special teams recognition the previous week after going 3 for 3 on field goals and 4 of 4 on extra points in the season-opening victory over Illinois.

## RECORDS BY UNIFORM COMBO

### Blue Helmets (38-44) Record

Blue Jerseys/Blue Pants	9-6
Blue Jerseys/Orange Pants	2-0
Blue Jerseys/White Pants	8-7
Orange Jerseys/Blue Pants	2-3
Orange Jerseys/Orange Pants	2-3
Orange Jerseys/White Pants	1-0
White Jerseys/Blue Pants	4-9
White Jerseys/Orange Pants	2-4
White Jerseys/White Pants	6-12
Gray Jerseys/Blue Pants	1-0
Gray Jerseys/Gray Pants	1-0

### White Helmets (19-22) Record

Blue Jerseys/Blue Pants	2-1
Blue Jerseys/Orange Pants	1-0
Blue Jerseys/White Pants	5-5
Orange Jerseys/Orange Pants	1-1
Orange Jerseys/White Pants	1-3
White Jerseys/Blue Pants	2-2
White Jerseys/Orange Pants	0-4
White Jerseys/White Pants	7-5
Lead Jerseys/White Pants	0-1

### Black Helmets (1-0) Record

Black Jerseys/Black Pants	1-0
---------------------------	-----

## TRACKING UTSA'S OPPONENTS

Opponent	Result	Opp. Record	Opp. Last Game	Opp. Next Game
at Illinois	W, 37-30	2-5	L, 0-24 vs. Wisconsin	at Penn State (Oct. 23)
vs. Lamar	W, 54-0	2-3	L, 7-41 at Sam Houston	at Abilene Christian (Oct. 16)
vs. Middle Tennessee	W, 27-13	2-4	L, 13-41 at Liberty	at UConn (Oct. 22)
at Memphis	W, 31-28	3-3	L, 29-35 at Tulsa	at Navy (Oct. 14)
vs. UNLV	W, 24-17	0-5	L, 17-24 at UTSA	vs. Utah State (Oct. 16)
at WKU	W, 52-46	1-4	L, 46-52 vs. UTSA	at Old Dominion (Oct. 16)
vs. Rice	—	2-3	W, 24-19 vs. Southern Miss	at UTSA (Oct. 16)
at Louisiana Tech	—	2-3	L, 27-34 at NC State	at UTEP (Oct. 16)
at UTEP	—	5-1	W, 26-13 at Southern Miss	vs. Louisiana Tech (Oct. 16)
vs. Southern Miss	—	1-5	L, 13-26 vs. UTEP	vs. UAB (Oct. 16)
vs. UAB	—	4-2	W, 31-14 vs. Florida Atlantic	at Southern Miss (Oct. 16)
North Texas	—	1-4	L, 35-48 at Missouri	vs. Marshall (Oct. 15)

## UTSA's C-USA Player of the Week Honorees

### Offense

10/11 Frank Harris

### Defense

9/20 Trumane Bell II

9/27 Clarence Hicks

### Special Teams

9/6 Hunter Duplessis

9/13 Sheldon Jones

9/27 Hunter Duplessis

## CEPHUS HONORED BY PAUL HORNUNG AWARD

UTSA wide receiver Joshua Cephus was one of three players named to the Paul Hornung Award Honor Roll this week and is now part of the online fan voting, which will count as one of the 18 votes toward the award winner later this year. The Houston native touched the ball three different ways and accounted for scores two different ways as the Roadrunners ran their record to 6-0 with a 52-46 win over WKU. He completed a 23-yard touchdown pass to quarterback Frank Harris in the first quarter, then caught a 3-yard TD pass from Harris late in the third quarter. He also had one rush for five yards and finished the game with eight receptions for 83 yards. The Paul Hornung Award is given annually to the most versatile player in major college football by the Louisville Sports Commission to pay tribute to football legend and Louisville native Paul Hornung.

## DUPLESSIS NAMED CAMPBELL TROPHY SEMIFINALIST

UTSA senior Hunter Duplessis has been named a semifinalist for the William V. Campbell Trophy for the second straight year. Celebrating its 32nd year, the Campbell Trophy recognizes an individual as the absolute best football scholar-athlete in the nation for his combined academic success, football performance and exemplary leadership. Nominated by their schools, which are limited to one nominee each, candidates for the awards must be a senior or graduate student in their final year of playing eligibility, have a GPA of at least 3.2 on a 4.0 scale, have outstanding football ability as a first team player or significant contributor and have demonstrated strong leadership and citizenship.

## UTSA PAIR GARNERS PRESEASON ALL-AMERICA ACCOLADES

Sincere McCormick and Lucas Dean both earned spots on preseason All-America squads. McCormick was named a preseason second-team All-America running back by Athlon Sports, Phil Steele, Sporting News, USA TODAY and Walter Camp, while Dean is a preseason second-team choice at punter by Sporting News.

## NINE ROADRUNNERS LAND ON WATCH LISTS

The preseason honors have piled up for UTSA, as an unprecedented nine Roadrunners have landed on watch lists for national awards. Leading the way is All-America running back Sincere McCormick, who appears on four different watch lists, while Hunter Duplessis, Frank Harris and Rashad Wisdom each have made a pair of lists.

### Watch List

Watch List	Player
Chuck Bednarik Award	Rashad Wisdom
Biletnikoff Award	Zakhari Franklin
Davey O'Brien National Quarterback Award	Frank Harris
Doak Walker Award	Sincere McCormick
Earl Campbell Tyler Rose Award	Sincere McCormick
Jim Thorpe Award	Rashad Wisdom
John Mackey Award	Leroy Watson
Lou Groza Award	Hunter Duplessis
Manning Award	Frank Harris
Maxwell Award	Sincere McCormick
Outland Trophy	Spencer Burford
Polynesian Player of the Year Award	Ahofitu Maka
Ray Guy Award	Lucas Dean
Walter Camp Player of the Year Award	Sincere McCormick
Wuerffel Trophy	Hunter Duplessis

## ROADRUNNERS PICKED SECOND IN C-USA WEST

UTSA has been picked to finish second in Conference USA's West Division in a vote by media members who cover the league. The Roadrunners received nine first-place votes and have been projected second behind defending conference champion UAB, which collected 15 first-place votes. Louisiana Tech is predicted to finish third in the West Division, followed by Southern Miss, Rice, North Texas and UTEP.

## UTSA DUO COLLECTS C-USA PRESEASON HONORS

UTSA punter Lucas Dean has been named Conference USA Preseason Special Teams Player of the Year and running back Sincere McCormick has been chosen as C-USA Preseason Offensive Player of the Year in a vote by the league's head coaches. Both players won their respective conference superlative awards following their sophomore seasons in 2020, marking the first time UTSA picked up two such honors in the same year, while McCormick also was named C-USA Freshman of the Year in 2019.

## STATS LEADERS

### PASSING

PLAYER	COMP - ATT - INT - YDS - TD
Frank Harris	127 - 182 - 3 - 1,475 - 12
Josh Adkins	13 - 18 - 0 - 147 - 2
Eddie Lee Marburger	2 - 4 - 0 - 69 - 0

### RUSHING

PLAYER	ATT - YDS - TD
Sincere McCormick	154 - 661 - 6
Frank Harris	42 - 164 - 1
Brenden Brady	38 - 140 - 2
B.J. Daniels	9 - 32 - 0
Jaylon Lott	4 - 12 - 0
Kaedric Cobbs	3 - 19 - 0
Joshua Cephus	2 - 11 - 0
Justin Rodriguez	2 - 4 - 0

### RECEIVING

PLAYER	REC - YDS - TD
Joshua Cephus	42 - 457 - 3
Zakhari Franklin	37 - 447 - 4
De'Corian Clark	24 - 396 - 5
Sincere McCormick	9 - 85 - 0
Oscar Cardenas	7 - 78 - 1
Tykee Ogle-Kellogg	7 - 66 - 1
Tre'Von Bradley	4 - 22 - 0
Cade Stoever	2 - 84 - 0
Frank Harris	2 - 26 - 1
Dan Dishman	2 - 20 - 0
Brenden Brady	2 - 18 - 0

### TACKLES

PLAYER	TOT - TFL - SACK
Rashad Wisdom	39 - 2.0 - 0.0
Trevor Harmanson	27 - 1.0 - 0.0
Dadrian Taylor	25 - 3.0 - 2.0
Jamal Ligon	21 - 0.0 - 0.0
Antonio Parks	21 - 1.0 - 0.0
Charles Wiley	19 - 4.5 - 1.5
Tariq Woolen	18 - 2.0 - 0.0
Clifford Chatman	18 - 0.5 - 0.5
Clarence Hicks	16 - 5.5 - 3.5
Brandon Matterson	15 - 1.0 - 0.5
Denzel Feaster	15 - 0.5 - 0.0
Corey Mayfield Jr.	14 - 0.0 - 0.0
Jaylon Haynes	12 - 1.0 - 0.0
Kelechi Nwachuku	11 - 0.0 - 0.0
Asyrus Simon	11 - 0.0 - 0.0
Trumane Bell II	9 - 5.0 - 3.5
Avery Morris	9 - 1.0 - 0.0
Dru Prox	9 - 1.5 - 1.0
Ken Robinson	9 - 1.0 - 0.0
DeQuarius Henry	8 - 2.5 - 0.5
Jahmal Sam	7 - 0.0 - 0.0

## C-USA PRESEASON POLL

### WEST DIVISION

1. UAB (15)
2. UTSA (9)
3. Louisiana Tech
4. Southern Miss
5. Rice
6. North Texas
7. UTEP

### EAST DIVISION

1. Marshall (17)
  2. Florida Atlantic (6)
  3. WKU (1)
  4. Charlotte
  5. Middle Tennessee
  6. FIU
  7. Old Dominion
- (first place votes in parentheses)

## 100-YARD RUSHERS

Player	2021	Career
Sincere McCormick	4	14
Frank Harris	0	3
Brenden Brady	0	1
Lowell Narcisse	0	1

## 100-YARD RECEIVERS

Player	2021	Career
Zakhari Franklin	2	7
De'Corian Clark	2	2
Sheldon Jones	0	1

## INTERCEPTIONS

Player	2021	Career
Rashad Wisdom	0	5
Corey Mayfield Jr.	1	3
Clarence Hicks	1	2
Tariq Woolen	1	2
Sa'Von Harris	0	1
Antonio Parks	0	1
Jahmal Sam	1	1
Dadrian Taylor	0	1
Donyai Taylor	0	1

## SACKS LEADERS

Player	2021	Career
DeQuarius Henry	0.5	10.5
Lorenzo Dantzler	2.0	10.0
Trumane Bell II	3.0	8.0
Jaylon Haynes	0.0	7.0
Clarence Hicks	3.5	5.5
Jamal Ligon	0.0	4.0
Charles Wiley	1.5	3.5
Christian Clayton	0.0	2.0
Brandon Matterson	0.0	2.5
Dadrian Taylor	2.0	2.0
Rashad Wisdom	0.0	2.0
Tariq Woolen	0.0	1.5
Trevor Harmanson	0.0	1.0
De'Marco Guidry	0.0	1.0
Corey Mayfield Jr.	0.0	1.0
Dru Prox	1.0	1.0
Clifford Chattman	0.5	0.5

## DOUBLE-FIGURE TACKLERS

Player	2021	Career
Rashad Wisdom	1	6
Jamal Ligon	0	1
Kelechi Nwachuku	0	1
Ken Robinson	0	1
Trevor Harmanson	0	1

## STAT SUPERLATIVES

### Most Games Played at UTSA (min. 40):

B.J. Daniels (51); Dominic Pastucci (48); DeQuarius Henry (45); Jaylon Haynes (43); Lorenzo Dantzler (42); Hunter Duplessis (40); Sheldon Jones (40); Tyler Mahnke (40)

### Most Games Played (min. 40):

Antonio Parks (53), B.J. Daniels (51), Charles Wiley (51); Dominic Pastucci (48), DeQuarius Henry (45); Jaylon Haynes (43); Lorenzo Dantzler (42); Hunter Duplessis (40); Sheldon Jones (40); Tyler Mahnke (40)

## BURFORD, WOOLEN PEGGED FOR PAIR OF PRE-DRAFT LISTS

UTSA offensive lineman Spencer Burford and cornerback Tariq Woolen have been named to the 2021-22 NFL Players Association Collegiate Bowl Big Board, as well as the Reese's Senior Bowl Watch List. Burford, a San Antonio Wagner High School product, earned second-team all-conference honors last season after appearing in 11 games and drawing 10 starts at right or left tackle. He allowed just three hits on the quarterback and four sacks in 388 pass-blocking snaps in 2020, according to Pro Football Focus. Woolen, a Fort Worth native, appeared in 11 contests and made seven starts at cornerback last fall in his first full season on the defensive side of the ball. He registered 35 tackles, including 20 solo stops, 2.5 tackles for loss and 1.5 sacks, and also posted four pass breakups, two quarterback hurries and one interception.

## OFFENSE DOING DAMAGE VIA AIR AND GROUND

Under the direction of second-year offensive coordinator Barry Lunney Jr., the Roadrunners have featured an offensive attack that can do damage on the ground and through the air. UTSA opened the 2021 season by piling up 497 yards of offense with 280 passing and 217 rushing in the 37-30 road win over Illinois. In the 54-0 rout of Lamar, a trio of quarterbacks combined to attempt 32 passes, completing 26 for 321 yards, while the Roadrunners rushed 29 times for 106 yards. In the 27-13 victory over Middle Tennessee, UTSA piled up 277 passing yards on 26-of-45 passing while running 44 times for 175 yards before posting 205 rushing yards and 194 passing yards in the 31-28 comeback win at Memphis. The Roadrunners threw for 278 yards and ran for 104 in the 24-17 victory over UNLV and then unleashed their top offensive yardage total of the season with 564, including a season-high 372 passing yards, in the 52-46 win at WKU. On the season, UTSA is averaging 287.0 passing yards and 166.5 rushing yards per outing to rank third in Conference USA in total offense (453.5 ypg). A season ago, UTSA gained a program-record 2,585 yards on the ground — an average of 215.4 per game — and tallied 2,399 yards through the air (199.9 ypg) en route to a 7-5 record and an appearance in the SERVPRO First Responder Bowl. The offense surpassed the school record for total offense in each of the last two home games in 2020, registering 600 total yards — a season-best 312 passing and 288 rushing — in the 52-21 win over UTEP on Nov. 14, only to eclipse that with 624 yards, including a program-best 443 on the ground, in the 49-17 victory over North Texas two weeks later.

## SINCERE SUCCESS

After enjoying one of the most heralded seasons in program history in 2020, UTSA running back Sincere McCormick is continuing that success in his third year. The Converse Judson High School product started 2021 off on the right foot by piling up 117 yards on 31 carries in the 37-30 road win over Illinois on Sept. 4. He followed that outing with a two-touchdown performance in the 54-0 rout of Lamar, moving him atop the program's career rushing TD chart. He posted 105 yards on 23 carries in the 27-13 triumph over Middle Tennessee before breaking his own school record with 41 carries for 184 yards and three TDs in the 31-28 comeback win at Memphis, earning him Earl Campbell Tyler Rose Award National Player of the Week accolades. He rushed for 89 yards and a TD in the win over UNLV before logging his fourth 100-yard game of the season and school-record 14th of his career with 120 on 23 carries in the 52-46 win at WKU. He now has 661 yards (9th/FBS) and six scores (30th/FBS) on 154 rushes this fall, and only six of his attempts have resulted in negative yardage. A preseason All-American by five national publications (Athlon Sports, Phil Steele, Sporting News, USA TODAY and Walter Camp), he has been pegged as the C-USA Preseason Offensive Player of the Year and the Best Running Back in the state of Texas by Dave Campbell's Texas Football. He also appears on preseason watch lists for the Doak Walker, Earl Campbell Tyler Rose, Maxwell and Walter Camp Player of the Year Awards. The honors are nothing new for McCormick, as he earned a long list of accolades in 2020 including being named a second-team All-American by both the Football Writers Association of America and Phil Steele. He was one of five finalists for the Earl Campbell Tyler Rose Award and a semifinalist for the Doak Walker Award after rushing for 1,467 yards and 11 touchdowns on 249 carries, all UTSA records. McCormick was tabbed Dave Campbell's Texas Football Texas College Player of the Year and an All-Texas College First Team selection, as well as the Conference USA Offensive Player of the Year and a first-team all-conference performer. He led the league and ranked second nationally behind Iowa State's Breece Hall in rushing yards while posting a conference-best seven 100-yard rushing games. The 2019 C-USA Freshman of the Year and FWAA Freshman All-American registered the top two and five of the top 10 rushing games in the league last fall.

## REWRITING THE RECORD BOOK

With just 29 games as a Roadrunner to his name, Sincere McCormick has rewritten the program's record book. UTSA's career rushing leader with 3,111 yards, he currently leads all active FBS players in career rushes per game (20.0) and ranks second in rushing yards per game (107.3) and fifth in rushing yards. He also owns the best averages for rushing yards per attempt (5.4) and game (107.3) in program annals. His 14 career 100-yard rushing games and 121.4 all-purpose yards per outing also stand at the top of the program's career chart. McCormick eclipsed David Glasco's UTSA standard of 20 career rushing TDs with two scores in the 54-0 rout of Lamar on Sept. 11, and he now has 25. He raced past Jarveon Williams' previous career rushing attempts mark of 474 earlier this season and now has 580 carries. He also is the program's all-time leader in points scored by a non-kicker with 156. Last fall, he smashed the school's single-season standards with 1,467 rushing yards, 11 rushing TDs and 249 carries. The 2020 Conference USA Offensive Player of the Year also set single-season marks with seven 100-yard rushing games and 133.4 rushing yards per contest, and he shattered his own all-purpose mark with 1,598 yards.

## Sincere McCormick's UTSA Records

### Game

**251** rushing yards (vs. North Texas, 11/28/20)

**3** rushing TDs (vs. Louisiana Tech, 10/24/20; vs. Memphis, 9/25/21)

**42** rushes (vs. Memphis, 9/25/21)

### Season

**1,467** rushing yards (2020)

**11** rushing touchdowns (2020)

**249** rushes (2020)

**133.4** rushing yards/game (2020)

**7** 100-yard rushing games (2020)

**1,598** all-purpose yards (2020)

**145.3** all-purpose yards/game (2020)

### Career

**3,111** rushing yards

**25** rushing touchdowns

**26** total touchdowns

**156** points (non-kicker)

**580** rushes

**5.4** yards/rush

**107.3** rushing yards/game

**14** 100-yard rushing games

**3,521** all-purpose yards

**121.4** all-purpose yards/game

## QB ROOM LOADED WITH EXPERIENCE

UTSA is in rare company when it comes to the experience found in the quarterback room. The Roadrunners were one of only 15 teams with three or more QBs who had an FBS start entering the season. Frank Harris has started 20 games under center during his UTSA career and owns a 14-6 record, while Josh Adkins made 20 starts at New Mexico State before transferring to UTSA prior to a 2020 campaign that saw him make one start for the Roadrunners. Lowell Narcisse has earned the starting nod in eight contests over the last three seasons as a Roadrunner.

## OVERCOMING ADVERSITY

UTSA quarterback Frank Harris has overcome a series of challenging setbacks due to injury over the past half-decade to emerge as one of the top dual threats in the nation, as he has been named to preseason watch lists for the Davey O'Brien National Quarterback and Manning Awards. The lefthander has battled back from two knee injuries, including one that knocked him out for the entire 2018 season, and a shoulder injury that ended his 2019 campaign after four games to appear in 21 contests with 20 starts (14-6 record). He opened this season by throwing for 280 yards and a touchdown on 20-of-32 passing, and he also ran for 33 yards and a TD to help UTSA score a 37-30 road victory over Illinois. He followed that by completing 13 of 15 passes for 118 yards in the 54-0 rout of Lamar. Harris threw for 264 yards and a pair of scores on 24-of-39 passing and he added 56 rushing yards in the 27-13 victory over Middle Tennessee before hitting on 18-of-28 passes for 186 yards and a TD in the comeback win at Memphis. He completed 80% (24-30) of his passes for 278 yards and two TDs in the 24-17 win over UNLV. Harris turned in arguably his top performance as a Roadrunner in the 52-46 win at WKU, completing 28 of 38 passes for a career-best 349 yards and school-record six touchdowns. He rushed for 51 yards, giving him the single-game total offense program mark of 400, while he also caught a 23-yard TD pass and forced a fumble on his only interception of the night. For the season, the Schertz Clemens High School product has completed 127 of 182 passes for 1,475 yards and 12 touchdowns, while he has thrown for 3,591 yards and 27 touchdowns on 352-of-523 passing as a Roadrunner. He currently owns UTSA's career record for completion percentage (.673), while he ranks third in passing yards, passing touchdowns and passing efficiency (137.8). An honorable mention all-conference selection a season ago, Harris played in 11 contests and drew 10 starts, setting the program's single-season standard by completing 63.6% (159-250) of his passes for 1,630 yards and 12 TDs while also rushing for 528 yards and nine scores on 95 carries.

## TARGETING THIS TRIO

Joshua Cephus, De'Corian Clark and Zakhari Franklin have teamed up to give UTSA a formidable receiving trio this season, combining for 1,300 yards and 12 touchdowns on 103 receptions through the first half of the regular season. Cephus leads the team with 42 catches and 457 yards and he has been on the receiving end of three TD passes. Despite missing the UNLV game, Franklin stands second in receptions (37), yards (447) and touchdowns. Clark has exploded over the past two contests with 14 of his 24 receptions, 269 of his 396 yards and four of his five scores. Franklin, a Cedar Hill High School product, ranks second in Conference USA and 12th nationally with 7.4 receptions per game and is fifth and 22nd, respectively, with 89.4 receiving yards per outing. He became the program's all-time receiving yardage leader last Saturday, as he now has 1,632 yards, and he owns at least two catches in all 24 career contests. Cephus, a Houston native who tied the UTSA single-season record with 58 receptions in 2020, sits third in the league and 16th in the FBS in catches per contest (7.0). Clark, a graduate of Fort Worth O.D. Wyatt High School, has moved into third in C-USA and 21st in the nation in receiving TDs. All three were part of UTSA's 2019 signing class and have seen action in each of the past three seasons.

## ASSOCIATED PRESS TOP 25 POLL

### Week 6 (Oct. 3)

Rk.	Team	Record
1.	Georgia (62)	6-0
2.	Iowa	6-0
3.	Cincinnati	5-0
4.	Oklahoma	6-0
5.	Alabama	5-1
6.	Ohio State	5-1
7.	Penn State	5-1
8.	Michigan	6-0
9.	Oregon	4-1
10.	Michigan State	6-0
11.	Kentucky	6-0
12.	Oklahoma State	5-0
13.	Ole Miss	4-1
14.	Notre Dame	5-1
15.	Coastal Carolina	6-0
16.	Wake Forest	6-0
17.	Arkansas	4-2
18.	Arizona State	5-1
19.	BYU	5-1
20.	Florida	4-2
21.	Texas A&M	4-2
22.	NC State	4-1
23.	SMU	6-0
24.	San Diego State	5-0
25.	Texas	4-2

**Others Receiving Votes:** Auburn 106, Clemson 63, Baylor 62, **UTSA 22**, Mississippi State 7, Kansas State 3, Air Force 2, Appalachian State 2, Pittsburgh 1.

## USA TODAY SPORTS AFCA COACHES POLL

### Week 5 (Sept. 26)

Rk.	Team	Record
1.	Georgia (64)	6-0
2.	Iowa (1)	6-0
3.	Oklahoma	6-0
4.	Cincinnati	5-0
5.	Alabama	5-1
6.	Ohio State	5-1
7.	Michigan	6-0
8.	Penn State	5-1
9.	Michigan State	6-0
10.	Oregon	4-1
11.	Kentucky	6-0
12.	Oklahoma State	5-0
13.	Notre Dame	5-1
14.	Ole Miss	4-1
15.	Coastal Carolina	6-0
16.	Wake Forest	6-0
17.	Florida	4-2
18.	Texas A&M	4-2
19.	Arkansas	4-2
20.	BYU	5-1
21.	NC State	4-1
22.	Arizona State	5-1
23.	SMU	6-0
24.	San Diego State	5-0
25.	Clemson	3-2

**Others Receiving Votes:** Auburn 98; Baylor 91; Texas 74; Pittsburgh 36; **UTSA 30**; Mississippi State 18; Iowa State 18; Appalachian State 18; Boston College 11; Air Force 9; Tennessee 8; Liberty 8; Nevada 7; Louisiana 3; Houston 3; Fresno State 3; UCLA 1.

## EXPERIENCE UP FRONT

UTSA boasts one of the most experienced offensive lines in the country. Entering this season, nine different Roadrunners owned at least two starts, the second-best total in the country behind Minnesota's 10. Leading the way is the senior trio of Spencer Burford, Kevin Davis and Ahofitu Maka with a combined 100 starts during their UTSA careers. Burford, a San Antonio Wagner graduate and member of the Outland Trophy watch list, has made 35 starts at both guard and tackle. Maka, a Hawaiian who appears on the watch list for the Polynesian College Football Player of the Year, has drawn 29 starts with all but one at center. Those two Roadrunners earned second-team All-Conference USA accolades last fall after helping UTSA set school records for rushing yards (2,585), rushing yards per game (215.4), yards per rush (5.21) and rushing touchdowns (24). Davis a native of Angleton, Texas, leads all UTSA offensive linemen with 36 career starts, including 14 at center.

### UTSA's Offensive Line Starts

Kevin Davis	36
Spencer Burford	35
Ahofitu Maka	29
Makai Hart	13
Terrell Haynes	12
Dominic Pastucci	11
Jalyn Galtore	7
Brandon Rolfe	4
Demetris Allen	3
<b>Total</b>	<b>151</b>

## DEFENSIVE PROWESS

Under the direction of co-defensive coordinators Jess Loepp and Rod Wright, UTSA's defense has emerged as one of the best in the conference, especially against the run. The Roadrunners are allowing a league-best 84.5 yards per contest to rank sixth in the nation. In the home opener on Sept. 11, the Roadrunners posted the first shutout in school history in a 54-0 rout of Lamar. UTSA allowed just 122 yards of offense, also a school record, and held the Cardinals to 89 rushing yards. For an encore, the Roadrunners limited Middle Tennessee to 199 yards, including just eight on the ground, which is tied for the third-fewest rushing yards allowed in a game in program annals. The Roadrunners surrendered 78 rushing yards in the comeback win at Memphis and yielded only 35 in the 24-17 victory over UNLV, capping a four-game stretch that saw them allow just 210 rushing yards combined.

## EXPERIENCE ON THE EDGE

UTSA boasts a ton of experience throughout its 2021 roster, especially at both outside linebacker positions. The defense made the switch to a 3-4 base alignment prior to the 2020 campaign and the dividends paid off, as the Roadrunners led the conference in sacks (25), tackles for loss (85), interceptions (11), takeaways (19) and turnover margin (+7) a season ago. Most of that production is back this fall. On one edge, a pair of super seniors are back at the "Will" spot in Charles Wiley and DeQuarius Henry. Wiley, a native of Stockbridge, Georgia, who transferred from Mississippi last year, earned honorable mention All-Conference USA accolades after posting 43 tackles, a team-high 10 tackles for loss, a pair of sacks and four quarterback hurries. Henry, a Houston native, owns 19 tackles for loss and 10.5 sacks in 45 career contests. On the other side at the "Sam" position, super senior Clarence Hicks and the Taylor brothers — senior Dadrian and sophomore Donyai — now boast a combined 26 stops behind the line of scrimmage and four interceptions during their careers.

## A DISRUPTIVE FORCE

Outside linebacker Clarence Hicks has developed into a disruptive force on the edge for UTSA this season. The super senior has registered 16 tackles, 5.5 tackles for loss, 3.5 sacks, two pass breakups, a pair of quarterback hurries, one interception and a forced fumble through six games. A native of Pensacola, Fla., he opened the campaign with three stops, including a TFL, in the 37-30 road victory over Illinois. He notched four tackles, including a sack for a 5-yard loss in the win against Middle Tennessee before turning in arguably his top game as a Roadrunner in the comeback win at Memphis. Hicks led UTSA with six tackles, including three behind the line of scrimmage and a pair of sacks. His strip sack in the fourth quarter led to a 12-yard fumble return by Lorenzo Dantzler that set up the game-tying score, and he was named Conference USA co-Defensive Player of the Week for his performance against the Tigers. Hicks was part of a key sack in the 24-17 win over UNLV, combining with DeQuarius Henry to drop the Rebels quarterback

on fourth down in the final minute to seal the win. He made yet another key play in the final minute of a game, picking off WKU's Bailey Zappe inside the UTSA 5-yard line to secure a 52-46 victory. For his UTSA career, he has tallied 87 tackles, 20 TFL, 5.5 sacks, six pass breakups, three forced fumbles and a pair of INTs.

## A WILY VETERAN

UTSA outside linebacker Charles Wiley has emerged as one of the leaders on the defensive side of the ball. The super senior has registered 19 tackles, including 4.5 tackles for loss and 1.5 sacks, as well as three quarterback hurries and a fumble recovery. He had three stops and returned a fumble 44 yards for a touchdown in UTSA's 54-0 rout of Lamar before registering five tackles, including 1.5 sacks for a total of 12 yards, and a pair of pressures in the 27-13 victory against Middle Tennessee. He had three tackles, including a half-tackle for loss, in the 24-17 win over UNLV and then tallied five stops and a PBU versus WKU in his last outing. A native of Stockbridge, Wiley has piled up 119 tackles, including 26.5 behind the line of scrimmage, during his collegiate career with 62 stops, 14.5 TFL and 3.5 sacks coming in his two seasons at UTSA.

## DANTZLER TOPS FBS RECOVERIES

UTSA super senior defensive lineman Lorenzo Dantzler is tied with Kerby Joseph of Illinois for the FBS lead with three fumble recoveries this season, all coming during a three-game stretch. The Starkville, Miss., native scooped up a fumble caused on a strip sack by Trumane Bell II and returned it three yards for a touchdown in the 27-13 victory over Middle Tennessee on Sept. 18. One week later in the 31-28 comeback win at Memphis, Dantzler picked up a fumble caused by Clarence Hicks on a strip sack and rambled 12 yards to the Tigers 7-yard line to set up the tying TD in the fourth quarter. On Oct. 2, he pounced on a loose ball that resulted from a strip sack by Dru Prox late in the third quarter of the 24-17 triumph over UNLV. Dantzler now has four career fumble recoveries, tied for second in school history, and a pair of fumble return touchdowns.

## WISDOM IN THE SECONDARY

UTSA safety Rashad Wisdom has emerged as one of the unquestioned team leaders during his two-plus years on campus. One of seven current Roadrunners who starred at Converse Judson High School, he has played in 30 games and drawn 28 starts at safety during his career. He landed on preseason watch lists for the Chuck Bednarik and Jim Thorpe Awards after a sensational sophomore season that saw him earn first-team all-conference and Dave Campbell's Texas Football All-Texas College honors. Wisdom led the Roadrunners and ranked second in C-USA with 95 tackles and he picked off a league-high four passes, which tied the program's single-season record. He also recorded a team-best 60 solo stops, 2.5 tackles for loss, a pair of forced fumbles and a pass breakup in 2020 and he returned an interception 81 yards for a touchdown for his second career pick-six, which is tied atop the program's all-time list, in the 51-48 double-overtime victory against Texas State last September. He started off his third year as a Roadrunner by making three tackles, forcing a fumble and breaking up a pass in UTSA's 37-30 season-opening victory over Illinois. He added three more stops despite playing less than a half in the 54-0 shutout of Lamar before pacing the defense with six stops in the 27-13 victory over Middle Tennessee. Wisdom tallied five tackles, including one behind the line, and a PBU in the 31-28 comeback win over Memphis, and then led the Roadrunners with eight stops in the 24-17 victory against UNLV. In the win at WKU last Saturday, he logged his sixth career double-digit game with a career high-tying 13 tackles, including matching the UTSA record with 11 solo stops. He leads the team lead with 39 total tackles and 28 solo stops to go along with two PBUs, one hurry and a forced fumble this season. Wisdom's family has captured the hearts of the UTSA football program and the San Antonio community over the past two years by sharing the story of Rashad's younger brother, Bryce, who was diagnosed with cancer in 2019 and passed away at the age of 17 in July 2020.

## RIQ THE FREAK

Tariq Woolen's development into one of UTSA's starting cornerbacks is unique. The Fort Worth native, whose nickname is Riq, started his college career as a wide receiver, catching 24 passes for 263 yards and a touchdown over his first two seasons. Late in his redshirt sophomore campaign, Woolen made the switch to the defensive side of the ball and posted a pair of tackles as a cornerback in the season finale against Louisiana Tech. Prior to the 2020



campaign, Woolen decided to make the position change permanent. That decision paid off as he emerged as one of the team's top defensive backs with 35 tackles, 2.5 tackles for loss, five pass breakups and an interception last fall. Earlier this year, he made Bruce Feldman's annual Freaks List, landing at the No. 6 spot out of 101 college football players after turning in eye-opening numbers during summer strength and conditioning testing. He leaped 11 feet, five inches in the broad jump and clocked a time of 4.34 second in the 40-yard dash, in which he hit 23.33 miles per hour. Woolen started off his senior season with a bang, recording a career-high nine tackles and a pass breakup in the 37-30 road triumph over Illinois. He added his second PBU of the year in the 54-0 shutout of Lamar before posting a TFL and a PBU in the 27-13 victory over Middle Tennessee and two more stops in the 31-28 comeback win at Memphis. Woolen picked off his second career pass and tallied three tackles in the 24-17 win over UNLV and then registered three tackles in the win at WKU. He is tied for the team lead with four passes defended and his three PBUs this season give him eight for his career.

### TACKLING MACHINE

UTSA inside linebacker Trevor Harmanson has emerged as one of the team's top tacklers during his time as a Roadrunner. The Dickinson High School product transferred to UTSA in 2019 following one season at Blinn College, and he made an immediate impact with 48 tackles, including 8.5 behind the line of scrimmage in his debut campaign. He enjoyed a breakout season in 2020, earning honorable mention All-Conference USA accolades after ranking second on the team with 73 tackles, including nine TFL, to go along with seven quarterback hurries, three pass breakups, an interception, one forced fumble and a fumble recovery. Harmanson, a preseason all-league pick by Athlon Sports and Phil Steele, opened his 2021 campaign by tying for the team high with nine tackles, which included a team-best seven solo stops, in the 37-30 road win over Illinois. Despite playing less than a half in the 54-0 rout of Lamar, he tallied three stops. He then made a pair of tackles, including being part of a fourth-down stop, in the 27-13 victory over Middle Tennessee before posting four tackles in the 31-28 comeback win at Memphis. Harmanson logged four stops, including one TFL, in the 24-17 victory against UNLV, and he tallied five unassisted tackles in the 52-46 win at WKU. He ranks second on the team with 27 tackles this season and has recorded 148 total tackles and 18.5 TFL in 30 games as a Roadrunner.

### D-LINE FACTORY

In its short history, UTSA has made a name for itself by producing defensive linemen who have moved on to the professional ranks. Headlining that list is 2018 NFL first round draft pick Marcus Davenport, the 2017 Conference USA Defensive Player of the Year and a current member of the New Orleans Saints. Several current Roadrunners have their eyes on joining the likes of Davenport, current Detroit Lions defensive linemen Eric Banks and Kevin Strong Jr., Ashaad Mabry, Jason Neill and Brian Price. Leading the way is super senior Jaylon Haynes, a two-time honorable mention all-conference performer with 22.5 tackles for loss — tied for fourth on UTSA's career chart — and seven sacks in 43 career games. The Roadrunners' experienced line also includes super senior Lorenzo Dantzler, who earned honorable mention all-league recognition a year ago and boasts 21.5 TFL and 10 sacks in 42 games as a Roadrunner. Brandon Matterson, a fourth-year player from San Antonio Brandeis High School, also made C-USA's honorable mention list in 2020 and he has logged 68 tackles and nine TFL during his career.

### DEPENDABLE DUPLESSIS

UTSA place-kicker Hunter Duplessis has developed into a dependable option with his right leg. A member of the Lou Groza Award preseason watch list, he started his super senior season by making all three field-goal attempts and going 4 for 4 on extra points in the 37-30 road win over Illinois, earning Conference USA Special Teams Player of the Week honors for his performance. He turned in his second straight and fourth overall three-field-goal game after connecting from 46 yards twice and again from 41 in the 54-0 shutout of Lamar. Duplessis, who is a semifinalist for the William V. Campbell Trophy for the second straight year, went 2 for 4 on field goals and 3 for 3 on PATs in the win over Middle Tennessee and then made all four PATs and drilled the game-winning 42-yarder as time expired in the 31-28 win over Memphis, earning him his second C-USA weekly award. He made one field goal against UNLV and was good on his only try from 35 yards to go along with tying the UTSA record with seven PATs in the 52-46 win at WKU. He now has made 37 career field goals and 92 extra points for 203 points, totals that stand second in school history. He currently shares

## UTSA NCAA/C-USA RANKING SUMMARY

(as of games played on Oct. 9)

Category	NCAA Rank	C-USA Rank	Value
3rd Down Conversion Pct	15	3	.490
3rd Down Conversion Pct Defense	56	5	.365
4th Down Conversion Pct	21	3	.727
4th Down Conversion Pct Defense	30	4	.375
Blocked Kicks	-	-	-
Blocked Kicks Allowed	65	3	1
Blocked Punts	-	-	-
Blocked Punts Allowed	1	1	0
Completion Pct	12	2	.692
Defensive TDs	5	1	2
Fewest Penalties	4	1	22
Fewest Penalties/Gm	2	1	3.67
Fewest Penalty Yards	15	1	214
Fewest Penalty Yards/Gm	7	1	35.67
First Downs Defense	67	7	116
First Downs Offense	13	2	149
Fumbles Lost	85	9	4
Fumbles Recovered	7	3	7
Kickoff Return Defense	89	9	22.27
Kickoff Returns	9	1	31.75
Net Punting	33	2	41.65
Passes Had Intercepted	29	1	3
Passes Intercepted	59	6	4
Passing Offense	25	4	287.0
Passing Yards Allowed	113	12	276.3
Passing Yards/Completion	75	9	11.96
Punt Return Defense	80	8	7.83
Punt Returns	12	1	16.15
Red Zone Defense	35	7	.765
Red Zone Offense	40	3	.893
Rushing Defense	6	1	84.5
Rushing Offense	63	6	166.5
Sacks Allowed	12	1	1.0
Scoring Defense	46	3	22.3
Scoring Offense	19	2	37.5
Tackles for Loss Allowed	38	5	5.0
Team Passing Efficiency	21	2	159.69
Team Passing Efficiency Defense	86	7	141.23
Team Sacks	53	4	2.33
Team Tackles for Loss	63	4	5.8
Time of Possession	27	4	32:02
Total Defense	58	5	360.8
Total Offense	29	3	453.5
Turnover Margin	27	3	+4
Turnovers Gained	18	2	11
Turnovers Lost	56	3	7

Player	Category	NCAA Rank	C-USA Rank	Value
Sincere McCormick	All Purpose Yds/Gm	29	4	124.33
Frank Harris	Completion Pct	11	2	.698
Frank Harris	Completions/Gm	23	4	21.17
Hunter Duplessis	Field Goals/Gm	7	1	1.83
Lorenzo Dantzler	Fumbles Recovered	1	1	3
Frank Harris	Passing Efficiency	24	4	156.3
Frank Harris	Passing TDs	24	5	12
Frank Harris	Passing Yards	29	4	1,475
Frank Harris	Points Responsible For	28	4	84
Sheldon Jones	Punt Return TDs	3	1	1
Sheldon Jones	Punt Return Avg	4	1	16.2
De'Corian Clark	Receiving TDs	21	3	5
Zakhari Franklin	Receiving Yards/Gm	22	5	89.4
Zakhari Franklin	Receptions/Gm	12	2	7.4
Joshua Cephus	Receptions/Gm	16	3	7.0
Sincere McCormick	Rushing TDs	30	2	6
Sincere McCormick	Rushing Yards	9	1	661
Sincere McCormick	Rushing Yards/Gm	14	2	110.2
Hunter Duplessis	Scoring	12	2	10.0
Hunter Duplessis	Total Points	8	2	60

\* only top-30 NCAA rankings listed

the C-USA lead with 11 field goals and ranks seventh in the FBS with 1.83 field goals per game. The San Antonio Cole High School product was a Phil Steele honorable mention All-American, Lou Groza semifinalist and first-team all-conference selection in 2020 after he made 17 of 20 field goals and 40 of 41 PATs, marks that both rank second on the school's single-season chart. Duplessis finished ninth nationally in field goals made, 21st in field-goal percentage (.850) and 25th in field goals per game (1.42), and he scored a UTSA-record 91 points. Also an excellent student, he was the 2020-21 C-USA Football Scholar Athlete of the Year, a C-USA All-Academic Team selection, a Campbell Trophy semifinalist and a first-team CoSIDA Academic All-District honoree. Duplessis earned his bachelor's degree as a double

major in cyber security and information systems, graduating with a 3.78 GPA in August 2020, and he currently is studying technology management in postgraduate work.

### **PUNTER FROM DOWN UNDER**

In its short history, UTSA has developed consistent success in the punting game with the likes of Kristian Stern and Yannis Routsas, a 2017 Ray Guy Award semifinalist. Lucas Dean has emerged as the next in that strong punting lineage. A product of Prokick Australia and the first Roadrunner from Down Under, Dean has used an Australian Rules Football background to help provide UTSA with a weapon in the kicking game since his arrival on campus in 2019. As a true freshman, he averaged 40.8 yards on 65 punts and booted 12 of 50-plus yards. He also pinned opponents inside the 20-yard line 16 times and induced 28 fair catches. Dean provided quite the encore in 2020, shattering UTSA's single-season punting average record with a 46.0 mark to lead Conference USA and rank sixth nationally. A semifinalist for the Ray Guy Award, he was named C-USA Special Teams Player of the Year and a second-team All-American by the Sporting News. Dean registered 27 punts that pinned opponents inside the 20-yard line, including 15 inside the 10 and seven inside the 5, and he recorded 21 punts of 50-plus yards, including a career-best 67-yarder against Florida Atlantic, during his sophomore season. Dean opened his third season by averaging 44.2 yards on five punts with one inside the 20 and a long of 55 in the 37-30 road victory over Illinois. He averaged 50.8 yards on five punts with three inside the 20 and a long of 63 in the 31-28 win at Memphis. Dean, who is on the Ray Guy Award watch list and has been tabbed a preseason second-team All-American by the Sporting News, currently ranks fourth in C-USA with a 44.0-yard average.

### **JONES EMERGES AS PUNT RETURN THREAT**

Sheldon Jones has emerged as one of the top punt returners in the nation this season. The New Orleans native currently leads Conference USA and ranks fourth in the FBS with an average punt return of 16.2 yards. Jones, whose nickname is Sticks, has returned 13 punts for 210 yards in 2021. He returned a punt 76 yards for a touchdown in the 54-0 rout of Lamar on Sept. 11 and he had five returns for 68 yards, including 33- and 22-yarders in the second half of the 27-13 victory over Middle Tennessee. In his last outing, he logged a 38-yard return against WKU that prevented UTSA from starting a second-half possession from inside its own 10-yard line. Jones is one of 28 FBS players with a punt return TD this year and he became just the second Roadrunner to return a punt for a score, joining Kenny Harrison (2012 vs. Texas State). He owns UTSA career records for punt returns (56) and has amassed 329 punt return yards as a Roadrunner.

### **LIMITING PENALTIES**

UTSA ranks as one of the least-penalized teams in the nation through six games this season. The Roadrunners have committed only 22 penalties for 214 yards so far, league-best figures that stand fourth and 15th nationally, respectively. UTSA's averages of 3.67 penalties and 35.67 penalty yards per game also lead Conference USA and rank second and seventh among FBS teams. The program record for fewest penalties committed in a season is 63 set in 10 games in 2011.

### **DOWN TO THE WIRE**

UTSA is no stranger to close contests dating back to last season, as 13 of its last 18 have been one-score ballgames in the fourth quarter. In the season opener, UTSA held off Illinois 37-30 in a game that saw the Illini have a chance to tie things up with two throws into the end zone in the final seconds. The Roadrunners rallied from a 21-0 first-quarter deficit for a 31-28 victory over Memphis, as Hunter Duplessis' 42-yard field goal as time expired sealed the win. UTSA held off UNLV 24-17 to improve to 5-0 on the year on Oct. 2 before securing a 52-46 win at WKU a week later with an interception by Clarence Hicks in the final minute. In 2020, UTSA's matchups against Texas State, Stephen F. Austin, Middle Tennessee, UAB, No. 15 BYU, Army, Louisiana Tech, Southern Miss and No. 16 Louisiana all were one-score games in the final stanza. The Roadrunners posted a 5-4 record in those contests and are 4-0 this season for a combined mark of 9-4.

### **TV BIRDS**

Saturday's game against Rice will air on ESPN+, marking 103 straight televised/streamed appearances for the Roadrunners. All 12 of UTSA's regular season games have been selected for broadcast, which will extend

that streak to at least 108. The last UTSA game that was not broadcast was the 2012 season finale against Texas State.

### **BROTHERLY DUOS**

UTSA has two sets of brothers on the 2021 roster in offensive lineman Kevin Davis and wide receiver Isaiah Davis, along with outside linebackers Dadrion and Donyai Taylor.

### **DOZEN ROADRUNNERS BACK FOR SUPER SENIOR SEASON**

A dozen UTSA football seniors elected to return to the Roadrunners for an extra year of eligibility in 2021, taking advantage of an NCAA blanket waiver for all 2020 fall sports student-athletes due to the COVID-19 pandemic. The 12 Roadrunners who are back for their super senior season are:

Myles Benning, TE  
B.J. Daniels, RB  
Lorenzo Dantzler, DL  
Hunter Duplessis, PK  
Jalyn Galmore, OL  
Jaylon Haynes, DL  
DeQuarius Henry, OLB  
Clarence Hicks, OLB  
Antonio Parks, S  
Dominic Pastucci, OL  
Leroy Watson, TE  
Charles Wiley, OLB

### **A FOCUS ON RECRUITING TEXAS**

UTSA's 115-man roster features 90 players — 78% — who hail from the state of Texas. The next-closest state is Louisiana with seven, while there are five players from Mississippi. California and Florida are considered home for three players apiece and two are from Georgia. UTSA has one player each from Iowa, Hawai'i, Tennessee and Virginia, while Lucas Dean is the first Roadrunner from Australia.

### **KEEPING THEM HOME**

UTSA head coach Jeff Traylor and his staff have placed an emphasis on recruiting the city of San Antonio and surrounding area. The current roster includes 29 players from Greater San Antonio with a team-high seven hailing from perennial power Converse Judson High School.

#### **Player (High School)**

Josh Adkins (Smithson Valley)  
Rudy Aleman Jr. (Warren)  
Brenden Brady (Steele)  
Spencer Burford (Wagner)  
Oscar Cardenas (Brandeis)  
JayVeon Cardwell (Steele)  
Cade Collenback (O'Connor)  
Hunter Duplessis (Cole)  
Frank Harris (Clemens)  
Caden Holt (New Braunfels Canyon)  
Jaden Jones (East Central)  
Ethan Laing (Boerne Champion)  
Caleb Lewis (Steele)  
De'Anthony Lewis (Judson)  
Frankie Martinez (East Central)  
Brandon Matterson (Brandeis)  
Sincere McCormick (Judson)  
Trey Moore (Smithson Valley)  
Xavier Player (Steele)  
Jalen Rainey (Brandeis)  
Jaren Randle (Johnson)  
Robert Rigsby (Judson)  
Justin Rodriguez (Johnson)  
Daniel Santallana (East Central)  
Kamron Scott (Judson)  
Xavier Spencer (Judson)  
Dre Spriggs (Harlan)  
Julon Williams (Judson)  
Rashad Wisdom (Judson)

**UTSA'S 210 TRIANGLE OF TOUGHNESS**

UTSA head coach Jeff Traylor has installed many new ideas, including his Culture Pillars: Integrity, Passion, Mental & Physical Toughness, Selfless and Perfect Effort. As part of that new culture, the players voted after fall camp on who would earn single-digit jersey numbers, a reward for representing mental and physical toughness on and off the field. The numbers 2, 1 and 0 — San Antonio's area code — were chosen for the players voted to represent the 210 Brand, the UTSA Triangle of Toughness. Below are the single-digit jersey numbers as voted by their teammates:

- 0 — Frank Harris, Rashad Wisdom
- 1 — Jaylon Haynes, Leroy Watson
- 2 — Joshua Cephus, Charles Wiley
- 3 — Sincere McCormick, Tariq Woolen
- 4 — Zakhari Franklin, Antonio Parks
- 5 — Brenden Brady, Hunter Duplessis
- 6 — Lorenzo Dantzler
- 7 — Dadrion Taylor
- 8 — Josh Adkins, Jamal Ligon
- 9 — Clarence Hicks

Trevor Harmanson also was voted into the single-digit group but elected to stay in No 15, while offensive linemen Spencer Burford, Makai Hart and Ahofitu Maka also received the necessary votes but cannot change to a single-digit number due to their position.

**LEADERSHIP COUNCIL ELECTED**

UTSA has elected a Leadership Council made up of representatives from each position group.

- Quarterbacks — Josh Adkins, Frank Harris
- Running Backs — Brenden Brady, Sincere McCormick
- Wide Receivers — Joshua Cephus
- Tight Ends — Leroy Watson
- Offensive Line — Spencer Burford, Ahofitu Maka
- Defensive Line — Lorenzo Dantzler, Jaylon Haynes
- Inside Linebackers — Jamal Ligon
- Outside Linebackers (S) — Dadrion Taylor
- Outside Linebackers (W) — Charles Wiley
- Safeties — Rashad Wisdom
- Cornerbacks — Ken Robinson
- Special Teams — Myles Benning, Kelechi Nwachuku
- Specialists — Hunter Duplessis

**UP NEXT**

UTSA will travel to the Bayou State to face Louisiana Tech on Saturday, Oct. 23. Kickoff is set for 6 p.m. in Ruston and the game will be televised by Stadium.



**« UTSA COACHING STAFF SPEED CHART »**

**« ON THE SIDELINE »**



**Jeff Traylor**  
Head Coach



**Barry Lunney Jr.**  
Offensive Coordinator/  
Quarterbacks



**Jess Loepp**  
Co-Defensive  
Coordinator/Safeties



**Rod Wright**  
Co-Defensive Coordinator/  
Defensive Line



**Tommy Perry**  
Special Teams  
Coordinator



**Matt Mattox**  
Run Game Coordinator/  
Offensive Line



**Will Stein**  
Passing Game Coordinator/  
Wide Receivers



**Julian Griffin**  
Running Backs



**Nick Graham**  
Cornerbacks

**« IN THE BOOTH »**



**Kurt Traylor**  
Tight Ends



**Brad Sherrod**  
Linebackers

## « **UTSA FOOTBALL MEDIA POLICY** »

The UTSA Athletics Communications Office assists members of the media with their coverage of all 17 Roadrunners sports by coordinating interviews and providing feature ideas, notes, statistics and any other information needed to cover the athletics department. Media members may check the UTSA Athletic's official website — [goUTSA.com](http://goUTSA.com) — for the latest information on all Roadrunners sports.

### **INTERVIEW POLICY**

All interviews with UTSA student-athletes and coaches must be arranged at least 24 hours in advance by contacting the Athletics Communications Office. Telephone interviews are available to the media on a "call-back" basis ONLY and at a time that is convenient for the interviewee. Contact information (i.e., cell phone numbers) for student-athletes and coaches WILL NOT be provided to the media.

### **MEDIA AVAILABILITY**

During the season, UTSA head coach Jeff Traylor will be available during a Monday media roundtable session. Coach Traylor and student-athletes will be available post-practice on Tuesdays and Wednesdays. All interview requests for the week should be made by 3 p.m. on Mondays.

### **PRACTICE POLICIES**

UTSA football practices take place at the RACE practice fields on the Main Campus. Practices are closed during the season. Questions pertaining to practice schedules and specific media information regarding coverage for all other sports may be directed to Kyle Stephens and/or Brent Ingram.

### **POSTGAME PROCEDURES**

Following a brief cooling-off period, UTSA head coach Jeff Traylor and requested student-athletes will be made available for interviews via Zoom or in a socially distanced setting.

### **CREDENTIALS**

Media members may request credentials to cover UTSA's six home football games by visiting [goUTSA.com/fbcredentials](http://goUTSA.com/fbcredentials).

### **CONFERENCE USA**

Conference USA provides digital media guides, notes, league statistics and standings, logos and video content online at [conferenceusa.com](http://conferenceusa.com). The football media relations contact is Jordan Stepp and he can be reached at (805) 551-8648 or [jstepp@c-usa.org](mailto:jstepp@c-usa.org).

## « **WHO TO CONTACT** »

**Associate AD/Athletics Communications Kyle Stephens**  
cell: (210) 887-3636  
email: [kyle.stephens@utsa.edu](mailto:kyle.stephens@utsa.edu)

**Associate Athletics Communications Director Brent Ingram**  
cell: (210) 845-8651  
email: [brent.ingram@utsa.edu](mailto:brent.ingram@utsa.edu)

## « **ON THE INTERNET** »

### **goUTSA.com**

The official website of UTSA Athletics is the home for all the football information you need. Schedules, results, rosters, bios, stats, releases, game notes and the 2019 media guide and supplement can be found here.

### **ConferenceUSA.com**


The official website of Conference USA contains updated standings, results, schedules, stats, releases, notes and much more.

### **riceowls.com**

The official website of UTSA's opponent this week.

## « **FOLLOW UTSA ON SOCIAL MEDIA** »

### **UTSA Athletics**



### **UTSA Football**



## **collegepressbox**

collegepressbox is the official media website for Division I football. Access and download game notes, quotes, statistics, media guides, headshots, logos and more for all FBS schools, conferences, postseason games, awards and the College Football Playoff. For access, please register for an account at [collegepressbox.com/register](http://collegepressbox.com/register).

## « **UTSA ROADRUNNERS FOOTBALL WEEKLY SCHEDULE (SUBJECT TO CHANGE)** »

<b>MONDAY, OCT. 11</b>	<b>TUESDAY, OCT. 12</b>	<b>WEDNESDAY, OCT. 13</b>	<b>THURSDAY, OCT. 14</b>	<b>FRIDAY, OCT. 15</b>	<b>SATURDAY, OCT. 16</b>	<b>SUNDAY, OCT. 17</b>
<b>Off Day</b>	<b>Practice (closed)</b>	<b>Practice (closed)</b>	<b>Practice (closed)</b>	<b>Practice (closed)</b>	<b>Game Day</b>	<b>Practice (closed)</b>
9:30 a.m. Media Roundtable with Jeff Traylor via Zoom	9:30 a.m. Coach Traylor & player interviews after practice	9:30 a.m. Coach Traylor & player interviews after practice	« No Media Availability »	« No Media Availability »	vs. Rice 5 p.m.   ESPN+  <b>Postgame Interviews</b> Locker room closed. Coach Traylor & players available after 10-minute cooling off period	« No Media Availability »
		<b>Jeff Traylor Radio Show</b> 7- 8 p.m. Ticket 760 AM Sand Box (7280 UTSA Blvd)				



## **JEFF TRAYLOR**

**Head Coach  
Second Season  
(Stephen F. Austin, '90)  
@CoachTraylor**

Introduced as UTSA head coach on Dec. 9, 2019, Jeff Traylor has had an immediate and positive impact on the program in a short period of time.

The third head coach in school history, Traylor guided the Roadrunners to a 7-5 overall record, a runner-up finish in Conference USA's West Division with a 5-2 mark and an appearance in the 2020 SERVPRO First Responder Bowl in his first season at the helm. The seven wins are the most by a first-year UTSA head coach, while the Roadrunners notched the best overall and conference win totals since the 2013 team went 7-5 and 6-2. UTSA received votes in a national poll, collecting two votes for the Associated Press Top 25 following the 3-0 start, for the first time in program history during Traylor's debut campaign.

The 2020 season also saw the Roadrunners recognized with an unprecedented number of individual awards on both the conference and national levels.

Lucas Dean, Hunter Duplessis and Sincere McCormick received All-America accolades, while McCormick also was a finalist for the Earl Campbell Tyler Rose Award. Additionally, Duplessis (Campbell Trophy, Lou Groza Award) and McCormick (Doak Walker Award) were national award semifinalists, while Frank Harris made the Davey O'Brien QB Class of 2020. Dean was tabbed C-USA Special Teams Player of the Year and McCormick was named C-USA Offensive Player of the Year, while a total of 23 Roadrunners were recognized by the league's head coaches, including 19 as all-conference and four on the all-freshman team. The Roadrunners collected a program-record 11 C-USA Player of the Week certificates — seven more than any previous year — and a trio of national player of the week accolades in McCormick (Earl Campbell Tyler Rose National Player of the Week), Dean (Ray Guy Award Punter of the Week) and Rashad Wisdom (Jim Thorpe Award Player of the Week).

Traylor has 30 years of coaching experience including a highly successful 15-year career as head coach at Gilmer High School, where he led teams to three state championships and two state runner-up finishes and won more than 87% of his games, a winning percentage that ranks 10th all-time in Texas high school history.

Prior to coming to the Alamo City, the Gilmer native served as associate head coach and running backs coach for two seasons at Arkansas, where he helped sign the school's first top-20 recruiting class. Prior to that, he served in the same role at SMU for the 2017 season. He began his collegiate coaching career as the special teams coordinator and tight ends coach at Texas in 2015 before becoming the Longhorns' associate head coach for offense and wide receivers coach the following year.

Traylor's impact on the offense was felt immediately in his first season at Arkansas, as his running backs corps racked up 1,721 yards and 11 touchdowns in 2018. The unit was led by Rakeem Boyd, who rushed for more than 100 yards in three different SEC games, including a season-best 113 against Vanderbilt. The Houston Stratford High School product took over the starting tailback role in the fifth game of the season and his most impressive stretch of the season came during a four-game stretch against Alabama, Ole Miss, Tulsa and Vanderbilt, as he topped the century mark three times and totaled 423 yards. His 102 yards against Alabama made him the first Arkansas running back to eclipse 100 yards against the Crimson Tide since Darren McFadden in 2007.

In Traylor's second season coaching the Arkansas running backs, Boyd rushed for 1,133 yards and eight touchdowns on 184 carries (6.2 avg.) to spearhead a ground game that accumulated 1,766 yards. Boyd topped 100 yards in five contests, including a season-best 185 and two

scores on just eight attempts against Western Kentucky. He also rushed for 100-plus against Portland State (114), Colorado State (122), Kentucky (134) and Mississippi (114).

Prior to his time at Arkansas, Traylor spent the 2017 season as associate head coach and running backs coach at SMU under Chad Morris. He also served as the Mustangs' interim coach before joining Morris' staff at Arkansas.

During his one year at SMU, Traylor's running backs piled up 2,223 yards on the ground. Three players rushed for 500-plus yards, with Xavier Jones leading the group at 1,075. The Mustangs topped the 200-yard mark on the ground six times, including a season-best 311 in a win against Arkansas State. SMU ranked in the top 20 nationally in several offensive categories, including 12th in scoring offense and 15th in total offense.

Prior to his time in Dallas, Traylor spent two seasons at Texas. He was the tight ends coach and special teams coordinator in 2015 and then the associate head for offense and wide receivers coach in 2016, when the Longhorns boasted the nation's No. 16-ranked offense that averaged 491.3 yards per game. During his time as the lead recruiter, he helped the Longhorns sign the No. 7-ranked recruiting class in the country in back-to-back years and was named Scout.com's Big 12 Recruiter of the Year. He recruited punter Michael Dickson, who went on to earn multiple All-America honors, win Big 12 Conference Special Teams Player of the Year in 2016 and 2017 as well as the 2017 Ray Guy Award, and currently punts for the Seattle Seahawks.

Traylor built his hometown program into a prep powerhouse during his 15-year tenure leading the Buckeyes.

A four-time Texas High School Coach of the Year, he posted a 175-26 record (.871 winning percentage) and led Gilmer to five state championship game appearances, three state titles (2004, '09, '14) and 12 district crowns. The Buckeyes turned in a pair of perfect 16-0 seasons, won 10-or-more games 11 times and registered seven 13-win seasons and three 15-win campaigns during his career.

In 2014, his undefeated Class 4A Division II state championship team boasted one of the most prolific offenses in Texas prep history. Gilmer scored 950 points, the second-most in state history, averaging 59.4 points and 536.1 yards over the 16-game season. The Buckeyes topped 60 points nine times, including two 80-point performances. Gilmer also averaged 536.1 total yards per game (8,577 yards) behind a balanced 293.9 passing yards and 242.1 rushing yards per contest. The defense was equally dominant, allowing only 276 points (17.3) with five single-digit efforts and two shutouts, while recording 23 interceptions and forcing 17 fumbles. Gilmer closed out the season with a win over West Orange-Stark and had eight different players earn 4A All-State honors from either the Associated Press or Texas Sports Writers Association.

Gilmer's two other state titles under Traylor both came in Class 3A in 2004 (Division II) and 2009 (Division I), before the change in class structure in Texas high school football moved the school into 4A. After 15 years on its sidelines, Gilmer renamed Buckeye Stadium to Jeff Traylor Stadium to honor his successful career.

Inducted into the East Texas Coaches Association Hall of Honor in 2019, Traylor has received numerous coaching honors, including being named Coach of the Decade (2000s) by the Tyler Morning Telegraph. He is a 12-time District Coach of the Year, four-time East Texas Coach of the Year and a four-time Ted Jeffries Award winner. He has received the Carl Padilla Coach of the Year, KYKX Coach of the Year and Old Coach Network Coach of the Year awards twice each.

Traylor began his coaching career as an assistant coach at Big Sandy High School in 1990-93 before a seven-year stint (1994-2000) at Jacksonville High School where he served as passing coordinator, defensive backs coach, receivers coach and special teams coordinator. There, he helped coach future NFL quarterbacks Josh McCown and Luke McCown and former Texas A&M standout signal-caller Randy McCown.

A 1986 graduate of Gilmer High School, Traylor earned both undergraduate (1990) and graduate (2002) degrees in education from Stephen F. Austin while playing football as a walk-on.

He and his wife, Cari, have three children: Jordan, Jacob and Jaci.

# « 2021 UTSA ROSTER »

## ALPHABETICAL

Name	#
Josh Adkins	8
Rudy Aleman Jr.	71
Demetris Allen	73
Ernesto Almaraz	64
Kevorian Barnes	31
Walker Baty	97
Trumane Bell II	49
Myles Benning	37
Sean Berry	36
Tre'Von Bradley	81
Brenden Brady	5
Brandon Brown	90
Jordan Brown	63
Spencer Burford	74
Caleb Cantrell	53
Oscar Cardenas	84
JayVeon Cardwell	16
Joshua Cephus	2
Clifford Chattman	10
De'Corian Clark	88
Christian Clayton	95
Gregory Clayton Jr.	83
Kaedric Cobbs	17
Cade Coltenback	52
Ke'Chawn Compton	45
Je'Vaun Dabon	28
B.J. Daniels	33
Lorenzo Dantzler	6
Isaiah Davis	14
Kevin Davis	61
Lucas Dean	35
Dan Dishman	80
Hunter Duplessis	5
Kyle Eaves	29
Denzel Feaster	20
Zakhari Franklin	4
Jalyn Galmore	70
Karch Gardiner	32
Ronnie Garza	79
River Gordon	72
Peter Gray	86
Dywan Griffin	14
De'Marco Guidry	41
Ronald Gurley	35
Trevor Harmanson	15
Frank Harris	0
Makai Hart	77
Nate Hawkins	37
Jaylon Haynes	1
Terrell Haynes	58
DeQuarius Henry	45
Clarence Hicks	9
Caden Holt	32
Allen Horace II	16
JaCorey Hyder	34

## NUMERICAL

#	Name	Pos.	Ht.	Wt.	Yr.-Exp.	Hometown (High School/Previous School[s])
0	Frank Harris	QB	6-0	200	Sr.-2L	Schertz, Texas (Clemens HS)
0	Rashad Wisdom	S	5-9	205	Jr.-2L	Converse, Texas (Judson HS)
1	Jaylon Haynes	DL	6-2	300	Sr.-4L	Wharton, Texas (Wharton HS)
1	Leroy Watson	TE	6-5	275	Sr.-2L	Snellville, Ga. (Shiloh HS/Hutchinson [Kan.] CC)
2	Joshua Cephus	WR	6-3	190	Jr.-2L	Houston, Texas (Dekaney HS)
2	Charles Wiley	OLB	6-3	255	Sr.-1L	Stockbridge, Ga. (Stockbridge HS/Mississippi)
3	Sincere McCormick	RB	5-9	205	Jr.-2L	Converse, Texas (Judson HS)
3	Tariq Woolen	CB	6-4	205	Sr.-3L	Fort Worth, Texas (Arlington Heights HS)
4	Zakhari Franklin	WR	6-1	185	Jr.-2L	Cedar Hill, Texas (Cedar Hill HS)
4	Antonio Parks	S	5-8	190	Sr.-2L	Reserve, La. (East St. John HS/Arizona)
5	Brenden Brady	RB	5-11	215	Sr.-3L	Cibolo, Texas (Steele HS)
5	Hunter Duplessis	PK/P	5-9	190	Sr.-3L	San Antonio, Texas (Cole HS)
6	Lorenzo Dantzler	DL	6-1	260	Sr.-3L	Starkville, Miss. (Starkville HS/East Mississippi CC)
7	Dadrian Taylor	OLB	5-11	175	Sr.-3L	Shiner, Texas (Shiner HS)
8	Josh Adkins	QB	6-2	220	Sr.-1L	Bulverde, Texas (Smithson Valley HS/New Mexico State)
8	Jamal Ligon	ILB	6-2	220	So.-1L	Tyler, Texas (Lee HS)
9	Clarence Hicks	OLB	6-2	225	Sr.-2L	Pensacola, Fla. (Pine Forest HS/Hutchinson [Kan.] CC)
10	Clifford Chattman	S	6-5	190	Sr.-TR	New Orleans, La. (McDonogh 35 HS/Texas A&M)
10	Lowell Narcisse	QB	6-2	255	Sr.-2L	Vacherie, La. (St. James HS/LSU/Mississippi Gulf Coast CC)
11	Kelechi Nwachuku	S	6-0	210	Jr.-2L	McAllen, Texas (Memorial HS)
11	Tykee Ogle-Kellogg	WR	6-5	200	Jr.-2L	Alcoa, Tenn. (Alcoa HS)
12	Eddie Lee Marburger	QB	6-1	205	Fr.-HS	McAllen, Texas (Sharyland Pioneer HS)
12	Donyai Taylor	OLB	6-1	205	So.-1L	Shiner, Texas (Shiner HS)
13	Sheldon Jones	WR	5-9	160	Sr.-3L	New Orleans, La. (Warren Easton HS)
13	Jahmal Sam	S	5-9	185	So.-1L	New Orleans, La. (Warren Easton HS)
14	Isaiah Davis	WR	6-1	195	So.-1L	El Paso, Texas (Pebble Hills HS)
14	Dywan Griffin	CB	5-11	180	Jr.-2L	New Orleans, La. (Landry-Walker HS)
15	Trevor Harmanson	ILB	6-3	225	Sr.-2L	Dickinson, Texas (Dickinson HS/Blinn CC)
15	Cade Stoever	WR	5-10	190	Jr.-1L	Wimberley, Texas (Wimberley HS)
16	JayVeon Cardwell	CB	5-11	195	Jr.-1L	Cibolo, Texas (Steele HS/Oklahoma State)
16	Allen Horace II	TE	6-4	250	So.-1L	Crockett, Texas (Crockett HS)
16	Dru Prox	ILB	6-2	225	Sr.-TR	Kaufman, Texas (Kaufman HS/Kansas)
17	Kaedric Cobbs	RB	5-10	210	So.-1L	Denton, Texas (Guyer HS)
17	Asyrus Simon	DL	6-4	265	So.-1L	Humble, Texas (Atascocita HS)
18	Malik Jones	OLB	6-2	190	So.-TR	Grenada, Miss. (Grenada HS/Mississippi Gulf Coast CC)
18	Cam Peters	QB	6-4	205	Fr.-SQ	Stafford, Texas (Stafford HS)
19	Zach Rangel	QB	6-2	205	Jr.-SQ	Austin, Texas (Stony Point HS/Mt. San Antonio [Calif.] College)
19	Julon Williams	WR	5-9	190	Jr.-1L	Converse, Texas (Judson HS/Houston)
20	Denzel Feaster	ILB	6-3	225	Sr.-TR	Austin, Texas (Manor HS/Kansas)
20	Cameron Wilkins	ILB	6-2	230	Sr.-TR	Del Valle, Texas (Del Valle HS/Missouri)
21	Ken Robinson	CB	5-11	175	So.-1L	Grand Prairie, Texas (South Grand Prairie HS)
21	Justin Rodriguez	RB	5-7	180	Fr.-SQ	San Antonio, Texas (Johnson HS)
22	Ryan Shockency	S	6-0	185	Jr.-1L	Rosenberg, Texas (Lamar Consolidated HS/Mary Hardin-Baylor)
23	Xavier Spencer	CB	6-1	185	So.-1L	Converse, Texas (Judson HS)
24	Jalen Rainey	CB	6-4	200	Fr.-HS	San Antonio, Texas (Brandeis HS)
24	Dre Spriggs	WR	6-3	170	Fr.-HS	San Antonio, Texas (Harlan HS)
25	Avery Morris	ILB	6-2	225	So.-1L	Humble, Texas (Atascocita HS)
26	Corey Mayfield Jr.	CB	5-11	190	Sr.-3L	Forney, Texas (North Forney HS)
27	Jarrett Preston	S	6-0	190	Jr.-2L	Missouri City, Texas (Ridge Point HS)
28	Je'Vaun Dabon	S	6-1	180	So.-1L	Houston, Texas (Cypress Ridge HS)
28	Jaylon Lott	RB	6-0	215	So.-1L	Carrollton, Texas (Hebron HS)
29	Kyle Eaves	WR	5-9	145	Fr.-SQ	Austin, Texas (Lake Travis HS)
29	Xavier Player	CB	6-0	175	Fr.-TR	Cibolo, Texas (Steele HS/Oklahoma State/Blinn JC)
30	De'Anthony Lewis	RB	6-1	195	Fr.-HS	Converse, Texas (Judson HS)
31	Kevorian Barnes	RB	5-10	195	Fr.-HS	San Augustine, Texas (San Augustine HS)
32	Karch Gardiner	WR	5-9	180	So.-TR	El Paso, Texas (Del Valle HS/Arkansas)
32	Caden Holt	ILB	6-1	215	Fr.-HS	New Braunfels, Texas (Canyon HS)
33	B.J. Daniels	RB	6-1	210	Sr.-4L	Melbourne, Fla. (Palm Bay HS)
33	Lamonte McDougle	DL	6-0	290	Jr.-TR	Pompano Beach, Fla. (Deerfield Beach HS/Washington State)
34	Colby McBerty	P/PK	6-5	180	Fr.-SQ	College Station, Texas (A&M Consolidated HS)
34	JaCorey Hyder	TE	6-3	245	Fr.-HS	Woodville, Texas (Woodville HS)
35	Lucas Dean	P	6-2	205	Jr.-2L	Dunsborough, Australia (St Mary MacKillop College)
35	Ronald Gurley	S	6-2	210	Fr.-SQ	Killeen, Texas (Harker Heights HS)
36	Sean Berry	CB	5-10	175	So.-1L	Dallas, Texas (Wilson HS)
37	Myles Benning	TE	6-0	250	Sr.-2L	The Colony, Texas (The Colony HS/Navy)
37	Nate Hawkins	ILB	6-0	220	Fr.-SQ	Katy, Texas (Seven Lakes HS)
38	Tyler Mahnke	ILB	6-3	235	Sr.-3L	San Jose, Calif. (Round Rock [Texas] HS)
39	Kyle Wakefield	ILB	6-0	210	Jr.-SQ	Austin, Texas (Lake Travis HS/Trinity Valley CC)

# « 2021 UTSA ROSTER »

## ALPHABETICAL

Name	#
Malik Jones	18
Jaden Jones	50
Sheldon Jones	13
Ethan Laing	91
Luke Lapeze	76
Caleb Lewis	54
De'Anthony Lewis	30
Kennedy Lewis	85
Jamal Ligon	8
Jaylon Lott	28
Tyler Mahnke	38
Ahofitu Maka	55
Eddie Lee Marburger	12
Frankie Martinez	68
Brandon Matterson	99
Corey Mayfield Jr.	26
Colby McBerty	34
Sincere McCormick	3
Lamonte McDougle	33
Trey Moore	56
Avery Morris	25
Lowell Narcisse	10
Kelechi Nwachuku	11
Tykee Ogle-Kellogg	11
Everett Ornstein	92
Antonio Parks	4
Dominic Pastucci	66
Cam Peters	18
Xavier Player	29
Jarrett Preston	27
Dru Prox	16
Jalen Rainey	24
Jaren Randle	82
Zach Rangel	19
Robert Rigsby	62
Jimmori Robinson	40
Ken Robinson	21
Justin Rodriguez	21
Brandon Rolfe	75
Jahmal Sam	13
Daniel Santallana	78
Kamron Scott	65
Gavin Sharp	87
Ryan Shockency	22
Asyrus Simon	17
Xavier Spencer	23
Dre Spriggs	24
Cade Stoever	15
Dadrian Taylor	7
Donyai Taylor	12
Ronald Triplette	44
Kyle Wakefield	39
Leroy Watson	1
Charles Wiley	2
Cameron Wilkins	20
Julon Williams	19
Monte Williams	69
Rashad Wisdom	0
Tariq Woolen	3
Alex Wyant	56

## NUMERICAL

#	Name	Pos.	Ht.	Wt.	Yr.-Exp.	Hometown (High School/Previous School[s])
40	Jimmori Robinson	OLB	6-6	235	So.-TR	Alexandria, Va. (Hayfield Secondary HS/Monroe [N.Y.] College)
41	De'Marco Guidry	ILB	6-0	220	Sr.-2L	La Marque, Texas (La Marque HS)
44	Ronald Triplette	DL	6-2	260	Fr.-TR	Houston, Texas (Shadow Creek HS/Kansas State)
45	Ke'Chawn Compton	TE	6-2	240	Jr.-SQ	Beaumont, Texas (Central HS)
45	DeQuarius Henry	OLB	6-3	240	Sr.-4L	Houston, Texas (Sharpstown HS)
49	Trumane Bell II	DL	6-2	255	Jr.-2L	Dallas, Texas (Lake Highlands HS)
50	Jaden Jones	DL	6-2	300	Fr.-SQ	San Antonio, Texas (East Central HS)
52	Cade Collenback	LS	6-2	240	Jr.-1L	San Antonio, Texas (O'Connor HS/Tyler JC)
53	Caleb Cantrell	LS	5-11	215	Sr.-2L	Hurst, Texas (Birdville HS/Wyoming)
54	Caleb Lewis	OLB	6-3	225	Fr.-HS	Cibolo, Texas (Steele HS)
55	Ahofitu Maka	OL	6-3	335	Sr.-2L	Honolulu, Hawai'i (Punahou HS/Independence [Kan.] CC)
56	Trey Moore	OLB	6-2	250	Fr.-HS	Spring Branch, Texas (Smithson Valley HS)
56	Alex Wyant	OL	6-5	310	Jr.-TR	Santa Ana, Calif. (Foothill HS/Orange Coast College/UConn)
58	Terrell Haynes	OL	6-3	340	Jr.-2L	Arlington, Texas (Seguin HS)
61	Kevin Davis	OL	6-3	335	Sr.-3L	Angleton, Texas (Angleton HS)
62	Robert Rigsby	OL	6-4	330	Fr.-HS	Converse, Texas (Judson HS)
63	Jordan Brown	OL	6-3	325	Fr.-SQ	Manvel, Texas (Manvel HS)
64	Ernesto Almaraz	OL	6-2	295	Jr.-1L	Los Angeles, Calif. (Salesian HS/East Los Angeles College)
65	Kamron Scott	OL	6-4	340	Fr.-HS	Converse, Texas (Judson HS)
66	Dominic Pastucci	OL	6-5	315	Sr.-4L	Pflugerville, Texas (Hendrickson HS)
68	Frankie Martinez	OL	6-3	295	Fr.-HS	San Antonio, Texas (East Central HS)
69	Monte Williams	OL	6-2	310	So.-1L	Mesquite, Texas (Horn HS)
70	Jalyn Galmore	OL	6-5	295	Sr.-2L	Batesville, Miss. (South Panola HS/Itawamba [Miss.] CC)
71	Rudy Aleman Jr.	OL	6-1	315	Jr.-SQ	San Antonio, Texas (Warren HS)
72	River Gordon	OL	6-4	305	Fr.-HS	Mansfield, Texas (Mansfield HS)
73	Demetris Allen	OL	6-3	285	So.-1L	Hattiesburg, Miss. (Hattiesburg HS)
74	Spencer Burford	OL	6-5	295	Sr.-3L	San Antonio, Texas (Wagner HS)
75	Brandon Rolfe	OL	6-3	310	Sr.-1L	Dallas, Texas (Commerce HS/Ellsworth [Iowa] CC)
76	Luke Lapeze	OL	6-5	305	Fr.-HS	Humble, Texas (Summer Creek HS)
77	Makai Hart	OL	6-4	300	Sr.-1L	Clinton, Iowa (Clinton HS/Trinity Valley [Texas] CC)
78	Daniel Santallana	OL	6-3	295	Fr.-SQ	San Antonio, Texas (East Central HS)
79	Ronnie Garza	OL	6-6	295	Fr.-HS	Edinburg, Texas (Velo HS)
80	Dan Dishman	TE	6-5	235	Fr.-SQ	Seabrook, Texas (Clear Falls HS)
81	Tre'Von Bradley	WR	6-1	185	Jr.-TR	Cleburne, Texas (Cleburne HS/Houston)
82	Jaren Randle	WR	6-2	185	Fr.-SQ	San Antonio, Texas (Johnson HS)
83	Gregory Clayton Jr.	WR	5-10	180	Sr.-1L	Convent, La. (Lutcher HS/Trinity Valley [Texas] CC)
84	Oscar Cardenas	TE	6-4	275	So.-1L	San Antonio, Texas (Brandeis HS)
85	Kennedy Lewis	WR	6-3	190	Fr.-TR	Melissa, Texas (Melissa HS/Texas)
86	Peter Gray	TE	6-4	250	Jr.-1L	Tupelo, Miss. (Tupelo HS)
87	Gavin Sharp	TE	6-5	235	Sr.-3L	Leander, Texas (Rouse HS)
88	De'Corian Clark	WR	6-2	210	Jr.-2L	Fort Worth, Texas (Wyatt HS)
90	Brandon Brown	DL	6-2	305	Fr.-TR	Katy, Texas (Morton Ranch HS/Tulane)
91	Ethan Laing	P	5-11	190	Fr.-HS	Boerne, Texas (Champion HS)
92	Everett Ornstein	PK	6-0	175	So.-1L	Houston, Texas (Langham Creek HS)
95	Christian Clayton	DL	6-2	275	So.-1L	Fort Worth, Texas (South Hills HS)
97	Walker Baty	DL	6-3	290	So.-1L	Liberty Hill, Texas (Liberty Hill HS)
99	Brandon Matterson	DL	6-2	290	Sr.-3L	San Antonio, Texas (Brandeis HS)

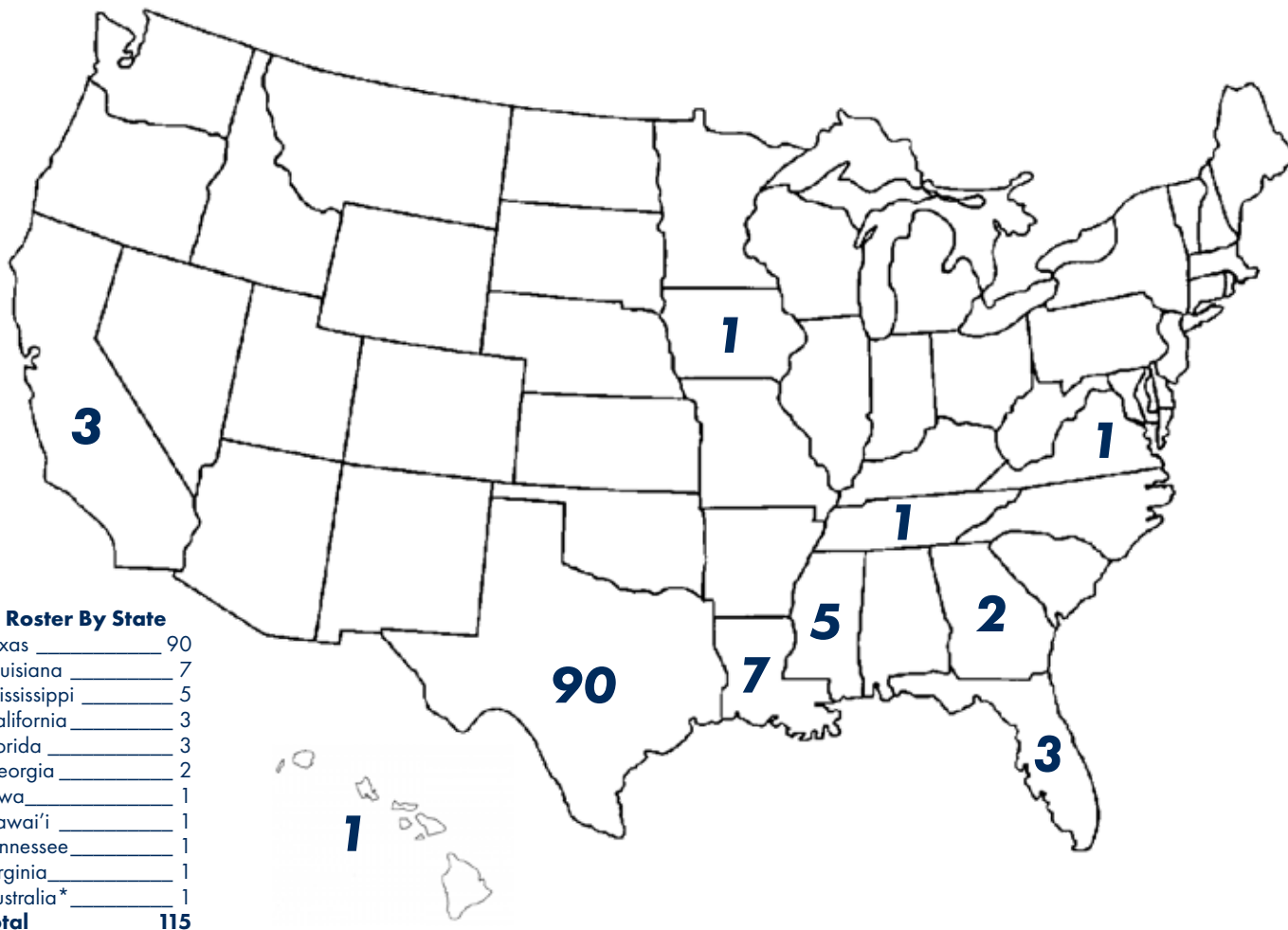
## PRONUNCIATION GUIDE

Rudy **Aleman Jr.** ALL-eh-mahn  
 Ernesto **Almaraz** all-mah-RAHS  
**Kevorian** Barnes key-VORE-ee-ahn  
 Walker **Baty** BAE-tee  
**Tre'Von** Bradley TRAY-vahn  
 Spencer **Burford** BUR-ferd  
 Caleb **Cantrell** CAN-trell  
 Oscar **Cardenas** CAR-den-ahs  
 Joshua **Cephus** SEE-fuss  
**Kaedric** Cobbs KAY-drick  
**Ke'Chawn** Compton KEY-shawn  
**Je'Vaun** Dabon jah-VAHN day-BAHN  
 Hunter **Duplessis** due-PLESS-iss  
**Zakhari** Franklin zah-CAR-ee  
**Dywan** Griffin dah-WAHN  
**Makai** Hart mah-KYE  
**DeQuarius** Henry deh-QUARE-ee-us  
 Jamal **Ligon** LIGG-in

Tyler **Mahnke** MAHN-key  
**Ahofitu** Maka ah-ho-FEE-too MAH-kah  
**Lamonte** McDougle lah-MONT mc-DOO-gull  
**Lowell** Narcisse low-ELL NAR-cess  
**Kelechi** Nwachuku keh-LETC-ee wah-CHOO-koo  
 Everett **Ornstein** ORN-steen  
 Dominic **Pastucci** pass-TOO-chee  
 Xavier **Player** EX-ave-yer  
**Jimmori** Robinson jih-MORE-ee  
 Brandon **Rolfe** (rhymes with golf)  
 Daniel **Santallana** san-tah-YAHN-ah  
**Jahmal** Sam jah-MALL  
**Asyrus** Simon ah-CY-russ  
 Xavier **Spencer** EX-ave-yer  
 Cade **Stoever** STOW-ver  
**Dadrian** Taylor DAY-dree-uhn  
**Donyai** Taylor DON-yay  
**Julon** Williams jue-LAHN  
**Tariq** Woolen tah-REEK

**Coaching Staff**  
 Barry **Lunney Jr.** LUNN-ee  
 Jess **Loepp** LEPP  
 Brad **Sherrad** shah-ROD  
 Will **Stein** STINE  
 Ryan **Filo** FIE-low  
  
**Hometowns**  
 Beaumont BO-mont  
 Boerne BURN-ee  
 Bulverde bull-VUR-dee  
 Cibolo CIB-oh-lo  
 La Marque lah-MARK  
 Pflugerville FLEW-ger-vill  
 Schertz SHIRTS  
 Vacherie VACH-uh-ree

# « 2021 UTSA ROSTER BREAKDOWN »



## Super Seniors (12)

Myles Benning  
B.J. Daniels  
Lorenzo Dantzler  
Hunter Duplessis  
Jalyn Galmore  
Jaylon Haynes  
DeQuarius Henry  
Clarence Hicks  
Antonio Parks  
Dominic Pastucci  
Leroy Watson  
Charles Wiley

## Seniors (24)

Josh Adkins  
Brenden Brady  
Spencer Burford  
Caleb Cantrell  
Clifford Chattman  
Gregory Clayton Jr.  
Kevin Davis  
Denzel Feaster  
De'Marco Guidry  
Trevor Harmanson  
Frank Harris  
Makai Hart  
Sheldon Jones  
Tyler Mahnke  
Ahofitu Maka  
Brandon Matterson

Corey Mayfield Jr.  
Lowell Narcisse  
Dru Prox  
Brandon Rolfe  
Gavin Sharp  
Dadrian Taylor  
Cameron Wilkins  
Tariq Woolen

## Juniors (26)

Rudy Aleman Jr.  
Ernesto Almaraz  
Trumane Bell II  
Tre'Von Bradley  
JayVeon Cardwell  
Joshua Cephus  
De'Corian Clark  
Cade Collenback  
Ke'Chawn Compton  
Lucas Dean  
Zakhari Franklin  
Peter Gray  
Dywan Griffin  
Terrell Haynes  
Sincere McCormick  
Lamonte McDougle  
Kelechi Nwachuku  
Tykee Ogle-Kellogg  
Jarrett Preston  
Zach Rangel  
Ryan Shockency

Cade Stoever  
Kyle Wakefield  
Julon Williams  
Rashad Wisdom  
Alex Wyant

## Sophomores (23)

Demetris Allen  
Walker Baty  
Sean Berry  
Oscar Cardenas  
Christian Clayton  
Kaedric Cobbs  
Je'Vaun Dabon  
Isaiah Davis  
Karch Gardiner  
Allen Horace II  
Malik Jones  
Jamal Ligon  
Jaylon Lott  
Colby McBerty  
Avery Morris  
Everett Ornstein  
Jimmori Robinson  
Ken Robinson  
Jahmal Sam  
Asyrus Simon  
Xavier Spencer  
Donyai Taylor  
Monte Williams

## Freshmen (30)

Kevorian Barnes  
Brandon Brown  
Jordan Brown  
Dan Dishman  
Kyle Eaves  
Ronnie Garza  
River Gordon  
Ronald Gurley  
Nate Hawkins  
Caden Holt  
JaCorey Hyder  
Jaden Jones  
Ethan Laing  
Luke Lapeze  
Caleb Lewis  
De'Anthony Lewis  
Kennedy Lewis  
Eddie Lee Marburger  
Frankie Martinez  
Trey Moore  
Cam Peters  
Xavier Player  
Jalen Rainey  
Jaren Randle  
Robert Rigsby  
Justin Rodriguez  
Daniel Santallana  
Kamron Scott  
Dre Spriggs  
Ronald Triplette



# « 2021 UTSA STARTERS BREAKDOWN »

## STARTERS RETURNING (24)

### OFFENSE (10)

Pos.	#	Name (2020 games/starts)	Height	Weight	Year-Exp.	Hometown (High School/Previous School)
QB	0	Frank Harris (11/10)	6-0	200	Sr.-2L	Schertz, Texas (Clemens HS)
RB	3	Sincere McCormick (11/11)	5-9	200	Jr.-2L	Converse, Texas (Judson HS)
WR	12	Joshua Cephus (12/12)	6-3	185	Jr.-2L	Spring, Texas (Dekaney HS)
WR	18	Zakhari Franklin (10/9)	6-1	185	Jr.-2L	Cedar Hill, Texas (Cedar Hill HS)
TE	4	Leroy Watson (12/11)	6-5	260	Sr.-2L	Snellville, Ga. (Shiloh HS/Hutchinson [Kan.] CC)
OL	74	Spencer Burford (11/10)	6-4	300	Sr.-3L	San Antonio, Texas (Wagner HS)
OL	61	Kevin Davis (10/10)	6-3	315	Sr.-3L	Angleton, Texas (Angleton HS)
OL	77	Makai Hart (9/8)	6-4	295	Sr.-1L	Clinton, Iowa (Clinton HS/Trinity Valley [Texas] CC)
OL	58	Terrell Haynes (11/6)	6-3	305	Jr.-2L	Arlington, Texas (Seguin HS)
C	55	Ahofitu Maka (11/11)	6-3	320	Sr.-2L	Honolulu, Hawai'i (Punahou HS/Independence [Kan.] CC)

### DEFENSE (11)

Pos.	#	Name (2020 games/starts)	Height	Weight	Year-Exp.	Hometown (High School/Previous School)
DL	98	Lorenzo Dantzler (12/9)	6-2	245	Sr.-3L	Starkville, Miss. (Starkville HS/East Mississippi CC)
DL	1	Jaylon Haynes (9/8)	6-2	290	Sr.-4L	Wharton, Texas (Wharton HS)
DL	99	Brandon Matterson (10/10)	6-2	300	Sr.-3L	San Antonio, Texas (Brandeis HS)
LB	15	Trevor Harmanson (12/8)	6-3	230	Sr.-2L	Dickinson, Texas (Dickinson HS/Blinn CC)
LB	9	Clarence Hicks (12/8)	6-2	225	Sr.-2L	Pensacola, Fla. (Pine Forest HS/Hutchinson [Kan.] CC)
LB	88	Jamal Ligon (11/9)	6-3	245	So.-1L	Tyler, Texas (Lee HS)
LB	96	Charles Wiley (12/11)	6-2	245	Sr.-1L	Stockbridge, Ga. (Stockbridge HS/Mississippi)
S	4	Antonio Parks (12/10)	5-9	190	Sr.-2L	Reserve, La. (East St. John HS/Arizona)
S	0	Rashad Wisdom (12/10)	5-10	205	Jr.-2L	Converse, Texas (Judson HS)
CB	26	Corey Mayfield Jr. (12/12)	5-11	195	Sr.-3L	Forney, Texas (North Forney HS)
CB	20	Tariq Woolen (11/7)	6-5	210	Sr.-3L	Fort Worth, Texas (Arlington Heights HS)

### SPECIAL TEAMS (3)

Pos.	#	Name (2020 games)	Height	Weight	Year-Exp.	Hometown (High School/Previous School)
PK	48	Hunter Duplessis (12)	5-8	200	Sr.-3L	San Antonio, Texas (Cole HS)
P	35	Lucas Dean (12)	6-2	195	Jr.-2L	Dunsborough, Australia (St Mary MacKillop College)
DS	53	Caleb Cantrell (11)	5-11	205	Sr.-2L	Hurst, Texas (Birdville HS/Wyoming)

## STARTERS LOST (1)

### OFFENSE (1)

Pos.	#	Name (2020 games/starts)	Height	Weight	Hometown (High School/Previous School)
WR	6	Brennon Dingle (12/7)	5-10	180	Baltimore, Md. (Perry Hall HS/UMass)

### DEFENSE (0)

### SPECIAL TEAMS (0)

\* 2020 roster numbers used

# « 2021 UTSA DEPTH CHART »

(as of Oct. 11)

## OFFENSE \ \ MULTIPLE

LEFT TACKLE	NOTES
74 Spencer Burford, 6-5, 295, Sr.-3L [37/35]	Outland Trophy watch list
73 Demetris Allen, 6-3, 285, So.-1L [9/3]	Earned start at LT vs. Middle Tenn.

LEFT GUARD	NOTES
75 Brandon Rolfe, 6-3, 310, Sr.-1L [14/4]	2 straight starts at LG
68 Frankie Martinez, 6-3, 295, Fr.-HS [4/0]	3-sport athlete at East Central HS

CENTER	NOTES
55 Ahoftu Maka, 6-3, 335, Sr.-2L [29/29]	2nd-team all-conf in '20
64 Ernesto Almaraz, 6-4, 280, So.-TR [3/0]	2nd-team all-league in JUCO

RIGHT GUARD	NOTES
58 Terrell Haynes, 6-3, 340, Jr.-2L [29/12]	12 straight starts on OL
66 Dominic Pastucci, 6-5, 315, *Sr.-4L [48/11]	earned starts on OL in 3 of last 4 years

RIGHT TACKLE	NOTES
77 Makai Hart, 6-4, 300, Sr.-1L [14/13]	2nd-team all-conf in '20
70 Jalyn Galmore, 6-5, 295, *Sr.-2L [13/7]	started at LT vs. Memphis

QUARTERBACK	NOTES
0 Frank Harris, 6-0, 200, Sr.-2L [21/20]	14-6 record as starting QB at UTSA
8 Josh Adkins, 6-2, 220, Sr.-1L [7/1]	11-13, 134, 2 TD vs. Lamar
10 Lowell Narcisse, 6-2, 255, Sr.-2L [15/8]	17-20, 229 yds, 2 TD vs. BYU in '20

TAILBACK	NOTES
3 Sincere McCormick, 5-9, 205, Jr.-2L [29/28]	3,111 rush yds, 25 TD in UTSA career
33 B.J. Daniels, 6-2, 205, Sr.-3L [51/1]	8 att, 81 yds, TD vs. UTEP in '20
28 Jaylon Lott, 6-0, 215, So.-1L [13/0]	4 att, 13 yds vs. Lamar

WIDE RECEIVER (X)	NOTES
88 De'Corian Clark, 6-2, 210, Jr.-2L [27/4]	14 rec, 269 yds, 4 TD last 2 gms
81 Tre'Von Bradley, 6-1, 185, Jr.-TR [6/1]	37 rec, 613 yds in 31 gms at Houston

WIDE RECEIVER (F)	NOTES
2 Joshua Cephus, 6-3, 190, Jr.-2L [30/23]	8 rec, 83 yds, TD, 23-yd TD pass vs. WKU
15 Cade Stoeber, 5-10, 190, Jr.-1L [3/0]	2 rec, 84 yds, long of 60 vs. Lamar

WIDE RECEIVER (Z)	NOTES
4 Zakhari Franklin, 6-1, 185, Jr.-2L [24/18]	UTSA-record 1,632 career rec yds
13 Sheldon Jones, 5-9, 160, Sr.-3L [40/18]	52 rec, 467 yds for career
or 11 Tykee Ogle-Kellogg, 6-5, 200, Jr.-2L [26/6]	15-yd TD catch vs. WKU

TIGHT END (Y)	NOTES
1 Leroy Watson, 6-5, 275, *Sr.-2L [30/27]	Mackey Award watch list
84 Oscar Cardenas, 6-4, 275, So.-1L [22/3]	2 rec, 19 yds, TD vs. WKU
or 87 Gavin Sharp, 6-5, 235, Sr.-3L [35/14]	33 rec, 255 yds, TD in UTSA career
80 Dan Dishman, 6-5, 235, Fr.-SQ [6/0]	2 rec, 20 yds vs. Memphis

[#/#] denotes number of UTSA career games played/starts • or - players are listed in alphabetical order by last name • \* - denotes super senior

## DEFENSE // 3-4

DEFENSIVE END	NOTES
6 Lorenzo Dantzer, 6-1, 260, *Sr.-2L [42/24]	leads FBS w/ 3 FR in '21
49 Trumane Bell II, 6-2, 255, Jr.-2L [30/0]	2.5 TFL, 2 SACK, FF vs. Middle Tenn.
or 17 Asyrus Simon, 6-4, 265, So.-1L [8/0]	3 TOT vs. Memphis

NOSEGUARD	NOTES
1 Jaylon Haynes, 6-2, 300, *Sr.-4L [43/26]	22.5 TFL, 7 SACK in UTSA career
90 Brandon Brown, 6-2, 305, Fr.-TR [6/0]	3 PBU vs. WKU
or 33 Lamonte McDougale, 6-0, 290, Jr.-TR [5/0]	fumble recovery vs. Lamar

DEFENSIVE END	NOTES
99 Brandon Matterson, 6-2, 290, Sr.-3L [35/15]	3 TOT, 0.5 SACK vs. WKU
97 Walker Baty, 6-3, 290, So.-1L [10/0]	All-CenTex selection in HS
or 95 Christian Clayton, 6-2, 275, So.-1L [21/0]	3 TOT vs. Memphis
or 44 Ronald Triplette, 6-2, 260, Fr.-TR [2/0]	110 TOT, 30 TFL, 6 SACK in HS

OUTSIDE LINEBACKER (WILL)	NOTES
2 Charles Wiley, 6-3, 255, *Sr.-TR [18/17]	5 TOT, PBU vs. WKU
45 DeQuarius Henry, 6-3, 240, *Sr.-2L [45/1]	19 TFL, 10.5 SACK in UTSA career
or 40 Jimmori Robinson, 6-6, 235, So.-TR [2/0]	all-state prepster w/ 14 SACK in '18

INSIDE LINEBACKER	NOTES
15 Trevor Harmanson, 6-3, 225, Sr.-2L [30/26]	5 TOT (5 UA) vs. WKU
38 Tyler Mahnke, 6-3, 235, Sr.-3L [40/3]	34 TOT, 2 TFL, 2 PBU last year
or 16 Dru Prox, 6-2, 225, Sr.-TR [5/0]	SACK, FF vs. UNLV

INSIDE LINEBACKER	NOTES
8 Jamal Ligon, 6-2, 220, So.-1L [16/14]	21 TOT (9 UA) this season
20 Denzel Feaster, 6-2, 225, Sr.-TR [6/0]	15 TOT (8 UA) in '21
or 25 Avery Morris, 6-2, 225, So.-1L [11/0]	9 TOT, TFL this year

OUTSIDE LINEBACKER (SAM)	NOTES
9 Clarence Hicks, 6-2, 225, *Sr.-2L [30/13]	13 TOT, 3.5 SACK, INT last 4 gms
or 7 Dadrion Taylor, 5-11, 175, Sr.-2L [38/8]	15 TOT last 2 gms
12 Donyai Taylor, 6-1, 205, So.-1L [18/0]	10 TOT, 28-yd INT return in '20

SAFETY	NOTES
4 Antonio Parks, 5-8, 190, Sr.-2L [29/16]	7 TOT (6 UA) vs. WKU
11 Kelechi Nwachuku, 6-0, 210, Jr.-2L [33/8]	4 TOT, FF, FR vs. Memphis

SAFETY	NOTES
0 Rashad Wisdom, 5-9, 205, So.-1L [30/28]	33 TOT, 24 UA last 4 gms
10 Clifford Chattman, 6-5, 190, Sr.-TR [4/0]	18 TOT, 2 PBU, FF this season
or 13 Jahmal Sam, 5-9, 185, So.-HS [12/2]	7 TOT, INT, PBU last 2 gms

CORNERBACK	NOTES
3 Tariq Woolen, 6-4, 205, Sr.-3L [38/18, 13-CB]	6 TOT, INT last 2 gms
23 Xavier Spencer, 6-1, 185, So.-1L [15/0]	7 TOT (6 UA) last season

CORNERBACK	NOTES
26 Corey Mayfield Jr., 5-11, 190, Sr.-3L [39/27]	2 TOT, red-zone INT vs. Middle Tenn.
or 21 Ken Robinson, 5-11, 175, So.-1L [19/6]	5 TOT, 3 PBU vs. WKU
29 Xavier Player, 6-0, 175, Fr.-TR [3x/0]	Super Team pick in HS

## SPECIAL TEAMS

PLACE-KICKER	NOTES
5 Hunter Duplessis, 5-9, 190, *Sr.-3L [40]	Lou Groza Award watch list
92 Everett Ornstein, 6-0, 175, So.-1L [8]	1st career FG (23 yds) vs. Lamar

HOLDER	NOTES
35 Lucas Dean, 6-2, 205, Jr.-2L [30]	'20 C-USA Special Teams POY
2 Joshua Cephus, 6-3, 190, Jr.-2L [30]	UTSA-record 58 rec in '20

LONG SNAPPER	NOTES
53 Caleb Cantrell, 5-11, 215, Sr.-2L [27]	63 clean snaps this season
52 Cade Collenback, 6-2, 240, Jr.-1L [5]	PAT/FG snapper in last 5 games in '20

PUNTER	NOTES
35 Lucas Dean, 6-2, 205, Jr.-2L [30]	50.8 avg, 3 I20, long of 63 vs. Memphis
5 Hunter Duplessis, 5-9, 190, *Sr.-3L [40]	1st-team all-conf PK in '20

PUNT RETURN	NOTES
13 Sheldon Jones, 5-9, 160, Sr.-3L [40]	16.2 punt return avg (4th/FBS)
2 Joshua Cephus, 6-3, 190, Jr.-2L [30]	42 rec, 457 yds, 3 TD in '21

KICKOFF	NOTES
5 Hunter Duplessis, 5-9, 190, *Sr.-3L [40]	110 career KO, 38 TB
or 92 Everett Ornstein, 6-0, 175, So.-1L [8]	30 KO, 14 TB in career

KICK RETURN	NOTES
7 Dadrion Taylor, 5-11, 175, Sr.-3L [38]	2 40+ yd returns this year
33 B.J. Daniels, 6-1, 210, *Sr.-4L [51]	25.7 KOR avg, long of 44 in '19

# « 2021 UTSA STATISTICS »

## SCHEDULE/RESULTS

Date	Opponent	Result	Score	Record	Time	Attend
Sept. 4	at Illinois	W	37-30	1-0	3:32	33,906
Sept. 11	LAMAR	W	54-0	2-0	2:55	16,229
Sept. 18	MIDDLE TENNESSEE *	W	27-13	3-0, 1-0	3:21	16,202
Sept. 25	at Memphis	W	31-28	4-0	3:23	29,264
Oct. 2	UNLV	W	24-17	5-0	3:12	20,154
Oct. 9	at WKU *	W	52-46	6-0, 1-0	3:39	15,243

\*Conference USA game

TEAM STATISTICS	UTSA	OPP
SCORING	225	134
POINTS PER GAME	37.5	22.3
POINTS OFF TURNOVERS	55	17
FIRST DOWNS	149	116
RUSHING	57	36
PASSING	80	72
PENALTY	12	8
RUSHING YARDAGE	999	507
YARDS GAINED RUSHING	1,118	669
YARDS LOST RUSHING	119	162
RUSHING ATTEMPTS	263	186
AVERAGE PER RUSH	3.8	2.7
AVERAGE PER GAME	166.5	84.5
TDS RUSHING	9	3
PASSING YARDAGE	1,722	1,658
COMP-ATT-INT	144-208-3	121-209-4
AVERAGE PER PASS	8.3	7.9
AVERAGE PER CATCH	12.0	13.7
AVERAGE PER GAME	287.0	276.3
TDS PASSING	15	13
TOTAL OFFENSE	2,721	2,165
TOTAL PLAYS	471	395
AVERAGE PER PLAY	5.8	5.5
AVERAGE PER GAME	453.5	360.8
KICK RETURNS: #-YARDS	4-127	15-334
PUNT RETURNS: #-YARDS	13-210	6-47
INT RETURNS: #-YARDS	4-6	3-61
KICK RETURN AVERAGE	31.8	22.3
PUNT RETURN AVERAGE	16.2	7.8
INT RETURN AVERAGE	1.5	20.3
FUMBLES-LOST	8-4	12-8
PENALTIES-YARDS	22-214	41-339
AVERAGE PER GAME	35.7	56.5
PUNTS-YARDS	20-880	33-1,436
AVERAGE PER PUNT	44.0	43.5
NET PUNT AVERAGE	41.7	37.2
KICKOFFS-YARDS	44-2,740	29-1,780
AVERAGE PER KICK	62.3	61.4
NET KICK AVERAGE	43.3	38.0
TIME OF POSSESSION/GAME	32:02	27:58
3RD-DOWN CONVERSIONS	48/98	31/85
3RD-DOWN PCT	49%	36%
4TH-DOWN CONVERSIONS	8/11	3/8
4TH-DOWN PCT	73%	38%
SACKS BY-YARDS	14-104	6-31
MISC YARDS	0	0
TOUCHDOWNS SCORED	27	17
FIELD GOALS-ATTEMPTS	12-16	6-8
ON-SIDE KICKS	1-0	0-1
RED-ZONE SCORES	(25-28) 89%	(13-17) 76%
RED-ZONE TOUCHDOWNS	(17-28) 61%	(9-17) 53%
PAT-ATTEMPTS	(27-27) 100%	(14-14) 100%
ATTENDANCE	52,585	78,413
GAMES/AVG PER GAME	3/17,528	3/26,138
NEUTRAL SITE GAMES		0/0

## RECORD BREAKDOWN

Overall	6-0
Conference USA	2-0
Non-conference	4-0
Home	3-0
Away	3-0
Neutral	0-0
Day	1-0
Night	5-0
Indoor	3-0
Outdoor	3-0
Artificial surface	6-0
Natural grass	0-0
Win coin toss	2-0
Lose coin toss	4-0
Televised	6-0
Score first	5-0
Opponent scores first	1-0
Leading after 1st quarter	4-0
Trailing after 1st quarter	1-0
Tied after 1st quarter	1-0
Leading at half	5-0
Trailing at half	1-0
Tied at half	0-0
Leading after 3rd quarter	5-0
Trailing after 3rd quarter	1-0
Tied after 3rd quarter	0-0

## SCORE BY QUARTERS

	1st	2nd	3rd	4th	Total
UTSA	48	68	48	61	225
Opp.	38	31	23	42	134



## « 2021 UTSA DEFENSIVE STATISTICS »

##	Player	GP-GS	Tackles			TFL-Yds	Sacks	Pass Defense		Fumbles		Blkd	
			Solo	Ast	Total		No-Yds	Int-Yds	BU	Qbh	Rcv-Yds	FF	Kick
0	Rashad Wisdom	6-6	28	11	39	2.0-4			2	1		1	
15	Trevor Harmanson	6-6	17	10	27	1.0-2							
7	Dadrian Taylor	6-2	19	6	25	3.0-11	2.0-10						
8	Jamal Ligon	5-5	9	12	21				1	1			
4	Antonio Parks	6-6	13	8	21	1.0-1			1				
2	Charles Wiley	6-6	10	9	19	4.5-19	1.5-12		1	3	1-44		
3	Tariq Woolen	6-6	12	6	18	2.0-2		1-0	3	1			
10	Clifford Chattman	4-0	14	4	18	0.5-4	0.5-4		2			1	
9	Clarence Hicks	6-5	10	6	16	5.5-30	3.5-25	1-0	1	2		1	
99	Brandon Matterson	6-5	5	10	15	1.0-5	0.5-4						
20	Denzel Feaster	6-0	8	7	15	0.5-2							
26	Corey Mayfield Jr.	6-5	12	2	14			1-0					
1	Jaylon Haynes	6-6	5	7	12	1.0-2				3			
11	Kelechi Nwachuku	6-0	7	4	11						1-0	1	
17	Asyrus Simon	6-0	3	8	11								
49	Trumane Bell II	6-0	4	5	9	5.0-45	3.5-34			3		1	
25	Avery Morris	6-0	2	7	9	1.0-2				1			
16	Dru Prox	5-0	4	5	9	1.5-11	1.0-10					1	
21	Ken Robinson	6-1	4	5	9	1.0-1			4				
45	DeQuarius Henry	6-0	4	4	8	2.5-12	0.5-4			1			
13	Jahmal Sam	2-1	4	3	7			1-6	1				
95	Christian Clayton	6-0	1	5	6					1			
12	Donyai Taylor	6-0	2	4	6					1			
22	Ryan Shockency	6-0	4		4								
90	Brandon Brown	6-0	2	1	3				3				
33	Lamonte McDougale	6-0	1	2	3	0.5-1					1-0		
18	Malik Jones	6-0		2	2								
53	Caleb Cantrell	6-0	1	1	2						1-0		
27	Jarrett Preston	4-0	2		2	1.0-4							
38	Tyler Mahnke	6-0		2	2	0.5-0				1			
36	Sean Berry	5-0	1	1	2								
6	Lorenzo Dantzler	6-6	2		2	1.0-1	1.0-1			6	3-15		
40	Jimmori Robinson	2-0		1	1				1				
32	Caden Holt	1-0		1	1								
97	Walker Baty	3-0		1	1								
33	B.J. Daniels	6-0	1		1								
84	Oscar Cardenas	6-2	1		1								
30	De'Anthony Lewis	2-0	1		1								
0	Frank Harris	6-6	1		1							1	
3	Sincere McCormick	6-6	1		1								
14	Dywan Griffin	2-0							1				
4	Zakhari Franklin	5-5									1-0		
	<b>Total</b>	6-0	215	160	375	36-159	14-104	4-6	21	25	8-59	7	
	<b>Opponents</b>	6-0	266	230	496	29.0-84	6-31	3-61	17	25	4-0	3	1

# « 2021 GAME-BY-GAME COMPARISONS »

## OFFENSE

Date	Opponent	RUSHING				RECEIVING				PASSING				KICK RETURNS				PUNT RETURNS				Total Off		
		No.	Yds	TD	Lg	No.	Yds	TD	Lg	Cmp	Att	Int	Yds	TD	Lg	No.	Yds	TD	Lg	No.	Yds		TD	Lg
Sept. 4	at Illinois	50	217	3	33	20	280	1	43	20	32	0	280	1	43	0	0	0	0	0	16	0	16	497
Sept. 11	LAMAR	29	106	2	18	24	295	2	60	24	29	0	295	2	60	0	0	0	0	2	80	1	76	401
Sept. 18	MIDDLE TENNESSEE	44	175	0	23	26	277	2	33	26	45	2	277	2	33	1	24	0	24	5	68	0	33	452
Sept. 25	at Memphis	62	205	3	22	19	194	1	47	19	30	0	194	1	47	0	0	0	1	7	0	7	399	
Oct. 2	UNLV	41	104	1	12	24	278	2	32	24	30	0	278	2	32	2	62	0	43	1	2	0	2	382
Oct. 9	at WKU	37	192	0	16	29	372	7	44	29	39	1	372	7	44	0	0	0	2	37	0	38	564	
<b>Totals</b>		<b>263</b>	<b>999</b>	<b>9</b>	<b>33</b>	<b>144</b>	<b>1,722</b>	<b>15</b>	<b>60</b>	<b>144</b>	<b>208</b>	<b>3</b>	<b>1,722</b>	<b>15</b>	<b>60</b>	<b>4</b>	<b>127</b>	<b>0</b>	<b>43</b>	<b>13</b>	<b>210</b>	<b>1</b>	<b>76</b>	<b>2,721</b>
<b>Opponent</b>		<b>186</b>	<b>507</b>	<b>3</b>	<b>18</b>	<b>120</b>	<b>1,656</b>	<b>13</b>	<b>63</b>	<b>121</b>	<b>209</b>	<b>4</b>	<b>1,658</b>	<b>13</b>	<b>63</b>	<b>15</b>	<b>334</b>	<b>0</b>	<b>40</b>	<b>6</b>	<b>47</b>	<b>0</b>	<b>23</b>	<b>2,165</b>

Games: 6  
 Avg/rush: 3.8  
 Avg/catch: 12.0  
 Pass effic: 159.69  
 KR avg: 31.8  
 PR avg: 16.2  
 All purpose avg/game: 510.7  
 Total offense avg/gm: 453.5

## DEFENSE

Date	Opponent	TACKLES			SACKS		FUMBLES		Int-Yds	QBH	Pass Brk	Blkd Kick	XPTS			OFF	
		Solo	Asst	Total	TFL-Yds	No-Yds	FF	FR-Yds					Made-Att	Run	Rcv	Saf	T/O
Sept. 4	at Illinois	37	34	71	0.0-12	0.0-0	1	0-0	0-0	2	5	0	4-4	0	0	0	4
Sept. 11	LAMAR	26	40	66	5.0-28	0.0-0	1	2-0	0-0	2	3	0	6-6	0	0	0	48
Sept. 18	MIDDLE TENNESSEE	26	24	50	9.0-56	5.0-49	1	1-3	1-0	10	1	0	3-3	0	0	0	27
Sept. 25	at Memphis	34	20	54	7.0-26	2.0-15	2	2-12	0-0	1	3	0	4-4	0	0	0	31
Oct. 2	UNLV	43	20	63	9.0-43	6.0-33	1	1-0	2-6	7	0	0	3-3	0	0	0	24
Oct. 9	at WKU	51	22	73	1.0-7	1.0-7	1	1-0	1-0	3	9	0	7-7	0	0	0	52
<b>Totals</b>		<b>215</b>	<b>160</b>	<b>375</b>	<b>36.0-159</b>	<b>14.0-104</b>	<b>7</b>	<b>8-59</b>	<b>4-6</b>	<b>25</b>	<b>21</b>	<b>0</b>	<b>27-27</b>	<b>0</b>	<b>0</b>	<b>0</b>	<b>225</b>
<b>Opponent</b>		<b>266</b>	<b>230</b>	<b>496</b>	<b>29.0-84</b>	<b>6.0-31</b>	<b>3</b>	<b>4-0</b>	<b>3-61</b>	<b>25</b>	<b>17</b>	<b>1</b>	<b>14-14</b>	<b>0</b>	<b>0</b>	<b>0</b>	<b>134</b>

## SPECIAL TEAMS

Date	Opponent	PUNTING							FIELD GOALS			KICKOFFS						
		No	Yds	Avg	Long	Blkd	TB	FC	50+	I20	Att-Made	Long	Blkd	No	Yds	Avg	TB	OB
Sept. 4	at Illinois	5	221	44.2	55	0	0	2	1	1	3-3	0	0	8	498	62.2	3	3
Sept. 11	LAMAR	0	0	0.0	0	0	0	0	0	0	4-4	46	0	11	699	63.5	4	0
Sept. 18	MIDDLE TENNESSEE	4	166	41.5	48	0	0	2	0	1	4-2	38	1	6	371	61.8	4	1
Sept. 25	at Memphis	5	254	50.8	63	0	0	2	3	3	1-1	42	0	5	324	64.8	3	0
Oct. 2	UNLV	3	121	40.3	42	0	0	2	0	1	3-1	25	0	5	292	58.4	3	0
Oct. 9	at WKU	3	118	39.3	45	0	0	0	0	1	1-1	35	0	9	556	61.8	3	0
<b>Totals</b>		<b>20</b>	<b>880</b>	<b>44.0</b>	<b>63</b>	<b>0</b>	<b>0</b>	<b>8</b>	<b>4</b>	<b>7</b>	<b>16-12</b>	<b>46</b>	<b>1</b>	<b>44</b>	<b>2,740</b>	<b>62.3</b>	<b>20</b>	<b>4</b>
<b>Opponent</b>		<b>33</b>	<b>1,436</b>	<b>43.5</b>	<b>67</b>	<b>0</b>	<b>0</b>	<b>9</b>	<b>9</b>	<b>13</b>	<b>8-6</b>	<b>53</b>	<b>0</b>	<b>29</b>	<b>1,780</b>	<b>61.4</b>	<b>22</b>	<b>0</b>

## RED ZONE

Date	Opponent	Score	Times		Total	Rush TDs	Pass TDs	FGs Made	FGA	Failed to score inside RZ						
			In RZ	Scored						Pts	TDs	Downs	Int	Fumb	Half	Game
Sept. 4	at Illinois	W 37-30	6	6	30	3	2	1	3	0	0	0	0	0	0	0
Sept. 11	LAMAR	W 48-0	5	5	27	3	2	1	2	0	0	0	0	0	0	0
Sept. 18	MIDDLE TENNESSEE	W 27-13	3	2	10	1	0	1	1	0	0	1	0	0	0	0
Sept. 25	at Memphis	W 31-28	4	4	28	4	3	1	0	0	0	0	0	0	0	0
Oct. 02	UNLV	W 24-17	4	3	17	2	1	1	1	1	0	0	0	0	0	0
Oct. 9	at WKU	W 52-46	5	5	31	4	0	4	1	0	0	0	0	0	0	0
<b>Totals - 25 of 28 (89.3%)</b>			<b>28</b>	<b>25</b>	<b>143</b>	<b>17</b>	<b>8</b>	<b>9</b>	<b>8</b>	<b>2</b>	<b>0</b>	<b>1</b>	<b>0</b>	<b>0</b>	<b>0</b>	<b>0</b>

# « OPPONENTS GAME-BY-GAME STATISTICS »

## OFFENSE

Date	Opponent	RUSHING				RECEIVING				PASSING				KICK RETURNS				PUNT RETURNS				Total Off	
		No.	Yds	TD	Lg	No.	Yds	TD	Lg	Cmp	Att	Int	Yds	TD	Lg	No.	Yds	TD	Lg	No.	Yds		TD
Sept. 4	at Illinois	35	146	0	18	22	266	3	31	22	43-0	266	3	31	1	18	0	18	0	12	0	14	412
Sept. 11	LAMAR	36	89	0	11	8	30	0	14	8-16-0	30	0	14	5	98	0	23	0	0	0	0	119	
Sept. 18	MIDDLE TENNESSEE	25	8	0	12	14	191	2	46	14-30-1	191	2	46	0	0	0	1	5	0	5	199		
Sept. 25	at Memphis	32	78	2	12	15	329	1	60	15-25-0	329	1	60	2	52	0	27	1	23	0	23	398	
Oct. 2	UNLV	29	35	0	14	25	314	2	63	26-38-2	316	2	63	1	22	0	22	1	6	0	6	351	
Oct. 9	at WKU	29	147	1	12	38	523	5	55	38-60-1	523	5	55	6	144	0	40	1	1	0	1	670	
Opponent totals		186	507	3	18	120	1656	13	63	121-209-4	1,658	13	63	15	334	0	40	6	47	0	23	2,165	
UTSA		263	999	9	33	144	1722	15	60	144-208-3	1,722	15	60	4	127	0	43	13	210	1	76	2,721	

Games: 6  
 Avg/rush: 2.7  
 Avg/catch: 13.8  
 Pass effic: 141.23  
 KR avg: 22.3  
 PR avg: 7.8  
 All purpose avg/game: 434.2  
 Total offense avg/gm: 360.8

## DEFENSE

Date	Opponent	TACKLES			SACKS		FUMBLES		Pass			Blkd		XPTS		OFF						
		Solo	Ast	Total	TFL	Yds	No	Yds	FF	FR	Yds	Int	Yds	QBH	Brk	Kick	Made	Att	Run	Rcv	Saf	T/O
Sept. 4	at Illinois	44	44	88	6.0	19	1.0	6	0	0-0	0-0	3	4	0	3-3	0	0	0	0	0	0	3
Sept. 11	LAMAR	31	32	63	4.0	12	1.0	4	1	0-0	0-0	3	0	0	0-0	0	0	0	0	0	0	
Sept. 18	MIDDLE TENNESSEE	46	50	96	6.0	20	2.0	5	1	1-56	2-0	10	3	1	1-1	0	0	0	0	0	13	
Sept. 25	at Memphis	48	56	104	10.0	27	2.0	16	0	1-0	0-0	5	2	0	4-4	0	0	0	0	0	28	
Oct. 2	UNLV	49	26	75	2.0	4	0.0	0	0	0-0	0-0	1	3	0	2-2	0	0	0	0	0	17	
Oct. 9	at WKU	45	22	67	1.0	2	0.0	0	1	1-0	1-5	3	5	0	4-4	0	0	0	0	0	46	
Opponent totals		266	230	496	29.0	84	6.0	31	3	4-0	3-61	25	17	1	14-14	0	0	0	0	0	134	
UTSA		215	160	375	36.0	159	14.0	104	7	8-59	4-6	25	21	0	27-27	0	0	0	0	0	225	

## SPECIAL TEAMS

Date	Opponent	PUNTING							FIELD GOALS				KICKOFFS					
		No	Yds	Avg	Long	Blkd	TB	FC	50+	I20	Att	Made	Long	Blkd	No	Yds	Avg	TB
Sept. 4	at Illinois	5	245	49.0	56	0	0	2	2	4	3-3	0	0	7	455	65.0	7	0
Sept. 11	LAMAR	8	299	37.4	46	0	0	2	0	1	0-0	0	0	1	64	64.0	0	0
Sept. 18	MIDDLE TENNESSEE	10	441	44.1	64	0	0	2	4	5	0-0	0	0	3	146	48.7	1	0
Sept. 25	at Memphis	6	240	40.0	51	0	0	2	1	2	1-0	0	0	5	325	65.0	5	0
Oct. 2	UNLV	2	89	44.5	45	0	0	1	0	1	1-1	34	0	4	205	51.2	0	0
Oct. 9	at WKU	2	122	61.0	67	0	0	0	2	0	3-2	34	0	9	585	65.0	9	0
Opponent totals		33	1,436	43.5	67	0	0	9	9	13	8-6	53	0	29	1,780	61.4	22	0
UTSA		20	880	44.0	63	0	0	8	4	7	16-12	46	1	44	2,740	62.3	20	4

## RED ZONE

Date	Opponent	Score	Times		Total	Rush	Pass	FGs	Failed to score inside RZ								
			In RZ	Scored					Pts	TDs	TDs	Made	FGA	Downs	Int	Fumb	Half
Sept. 4	at Illinois	W 37-30	4	3	17	2	0	2	1	0	1	0	0	0	0	0	0
Sept. 11	LAMAR	W 48-0	0	0	0	0	0	0	0	0	0	0	0	0	0	0	0
Sept. 18	MIDDLE TENNESSEE	W 27-13	2	1	7	1	0	1	0	0	0	1	0	0	0	0	0
Sept. 25	at Memphis	W 31-28	2	2	14	2	2	0	0	0	0	0	0	0	0	0	0
Oct. 02	UNLV	W 24-17	3	2	10	1	0	1	1	0	1	0	0	0	0	0	0
Oct. 9	at WKU	W 52-46	6	5	26	3	1	2	2	0	0	1	0	0	0	0	0
Totals - 13 of 17 (76.5%)			17	13	74	9	3	6	4	0	2	2	0	0	0	0	0

# « 2021 UTSA MISCELLANEOUS STATISTICS »

## Starters Summary

Offense	QB	TB	WR	WR	TE/WR	TE	LT	LG	C	RG	RT
at Illinois	Harris	McCormick	Franklin	Cephus	Cardenas	Watson	Burford	Haynes	Maka	Davis	Hart
vs. Lamar	Harris	McCormick	Franklin	Cephus	Clark	Watson	Burford	Haynes	Maka	Davis	Galmore
vs. Middle Tennessee	Harris	McCormick	Franklin	Cephus	Cardenas	Watson	Allen	Haynes	Maka	Davis	Hart
at Memphis	Harris	McCormick	Franklin	Cephus	Clark	Watson	Galmore	Haynes	Maka	Davis	Hart
vs. UNLV	Harris	McCormick	Bradley	Cephus	Clark	Watson	Burford	Rolfe	Maka	Haynes	Hart
at WKU	Harris	McCormick	Franklin	Cephus	Clark	Watson	Burford	Rolfe	Maka	Haynes	Hart

Defense	DL	NG	DL/LB	LB	LB	LB	LB/S	S	S	CB	CB
at Illinois	Dantzler	Haynes	Matterson	Wiley	Harmanson	Ligon	Hicks	Parks	Wisdom	Woolen	Mayfield Jr.
vs. Lamar	Dantzler	Haynes	Matterson	Wiley	Harmanson	Ligon	Da. Taylor	Parks	Wisdom	Woolen	Robinson
vs. Middle Tennessee	Dantzler	Haynes	Matterson	Wiley	Harmanson	Ligon	Hicks	Parks	Wisdom	Woolen	Mayfield Jr.
at Memphis	Dantzler	Haynes	Matterson	Wiley	Harmanson	Ligon	Hicks	Parks	Wisdom	Woolen	Mayfield Jr.
vs. UNLV	Dantzler	Haynes	Matterson	Wiley	Harmanson	Ligon	Hicks	Parks	Wisdom	Woolen	Mayfield Jr.
at WKU	Dantzler	Haynes	Wiley	Harmanson	Da. Taylor	Hicks	Sam	Parks	Wisdom	Woolen	Mayfield Jr.

## Team Game Captains

- at Illinois** — Jaylon Haynes, Charles Wiley, Rashad Wisdom
- vs. Lamar** — Joshua Cephus, Frank Harris, Leroy Watson, Rashad Wisdom
- vs. Middle Tennessee** — Brenden Brady, Sincere McCormick, Antonio Parks, Rashad Wisdom
- at Memphis** — Hunter Duplessis, Antonio Parks, Rashad Wisdom
- vs. UNLV** — Josh Adkins, Makai Hart, Ahofitu Maka, Rashad Wisdom
- at WKU** — Lorenzo Dantzler, Clarence Hicks, Dadrian Taylor, Rashad Wisdom

### TRIANGLE OF TOUGHNESS PLAYERS OF THE WEEK

#### Offense

- Week 1:** Brenden Brady, Spencer Burford, Kevin Davis, Zakhari Franklin, Frank Harris, Terrell Haynes, Sincere McCormick
- Week 2:** Josh Adkins, Demetris Allen, Spencer Burford, Ahofitu Maka, Leroy Watson
- Week 3:** Oscar Cardenas, Joshua Cephus, Kevin Davis, Makai Hart
- Week 4:** Demetris Allen, Joshua Cephus, Zakhari Franklin, Sincere McCormick, Brandon Rolfe, Leroy Watson
- Week 5:** Joshua Cephus, De'Corian Clark, Frank Harris, Makai Hart, Sincere McCormick
- Week 6:** Spencer Burford, De'Corian Clark, Frank Harris, Makai Hart, Terrell Haynes, Ahofitu Maka, Sincere McCormick, Brandon Rolfe, Leroy Watson

#### Defense

- Week 1:** Jaylon Haynes, Charles Wiley, Tariq Woolen
- Week 2:** Clifford Chattman, Denzel Feaster, DeQuarius Henry, Jamal Ligon, Brandon Matterson, Lamonte McDougle, Asyrus Simon
- Week 3:** Trumane Bell II, Brandon Brown, Lorenzo Dantzler, Denzel Feaster, Trevor Harmanson, Clarence Hicks, Jamal Ligon, Corey Mayfield Jr., Charles Wiley, Rashad Wisdom
- Week 4:** Christian Clayton, Lorenzo Dantzler, DeQuarius Henry, Clarence Hicks, Corey Mayfield Jr., Kelechi Nwachuku, Asyrus Simon, Dadrian Taylor
- Week 5:** Trumane Bell II, Brandon Brown, Lorenzo Dantzler, Jaylon Haynes, DeQuarius Henry, Dru Prox, Ken Robinson, Dadrian Taylor,
- Week 6:** Clarence Hicks, Brandon Matterson, Ken Robinson, Charles Wiley

#### Special Teams

- Week 1:** Caleb Cantrell, Kelechi Nwachuku
- Week 2:** Hunter Duplessis, Sheldon Jones, Dadrian Taylor
- Week 3:** B.J. Daniels, Kelechi Nwachuku, Dadrian Taylor
- Week 4:** Oscar Cardenas, Lucas Dean, Hunter Duplessis, Dominic Pastucci
- Week 5:** Dadrian Taylor
- Week 6:** Hunter Duplessis, Donyai Taylor

### SCOUT TEAM PLAYERS OF THE WEEK

- Week 1:** JaCorey Hyder (Offense); Caden Holt (Defense); Justin Rodriguez (Special Teams)
- Week 2:** Robert Rigsby (Offense); Caleb Lewis (Defense); Nate Hawkins (Special Teams)
- Week 2:** Kamron Scott (Offense); Je'Vaun Dabon, Ronald Gurley (Defense); Jaren Randle (Special Teams)
- Week 4:** Zach Rangel (Offense); Jaden Jones (Defense); Dre Spriggs (Special Teams)
- Week 5:** Kevorian Barnes (Offense); Jalen Rainey (Defense); Justin Rodriguez (Special Teams)
- Week 6:** Dre Spriggs (Offense); Dywan Griffin (Defense); Kyle Eaves (Special Teams)



# « 2021 SUPERLATIVES »

## INDIVIDUAL

Rushes	42	Sincere McCormick at Memphis (Sept. 25)
Yards Rushing	184	Sincere McCormick at Memphis (Sept. 25)
TD Rushes	3	Sincere McCormick at Memphis (Sept. 25)
Long Rush	33	Brenden Brady at Illinois (Sept. 4)
Pass attempts	39	Frank Harris vs. Middle Tennessee (Sept. 18)
Pass completions	28	Frank Harris at WKU (Oct. 9)
Yards Passing	349	Frank Harris at WKU (Oct. 9)
TD Passes	6	Frank Harris at WKU (Oct. 9)
Long Pass	60	Eddie Lee Marburger vs Lamar (Sept. 11)
Receptions	10	Zakhari Franklin at Illinois (Sept. 4)
Yards Receiving	155	Zakhari Franklin at Illinois (Sept. 4)
TD Receptions	1	Zakhari Franklin at Illinois (Sept. 4)
		Zakhari Franklin vs Lamar (Sept. 11)
		Zakhari Franklin vs. Middle Tennessee (Sept. 18)
		Joshua Cephus vs. Middle Tennessee (Sept. 18)
		De'Corian Clark vs Lamar (Sept. 11)
		Joshua Cephus vs. UNLV (Oct. 2)
		De'Corian Clark vs. UNLV (Oct. 2)
		Zakhari Franklin at Memphis (Sept. 25)
Long Reception	60	Cade Stoeber vs. Lamar (Sept. 11)
Field Goals	3	Hunter Duplessis at Illinois (Sept. 4)
		Hunter Duplessis vs Lamar (Sept. 11)
Long Field Goal	46	Hunter Duplessis vs Lamar (Sept. 11)
Punts	5	Lucas Dean at Illinois (Sept. 4)
Punting Avg	44.2	Lucas Dean at Illinois (Sept. 4)
		Lucas Dean at Memphis (Sept. 25)
Punting Avg	50.8	Lucas Dean at Memphis (Sept. 25)
Long Punt	63	Lucas Dean at Memphis (Sept. 25)
Punts inside 20	3	Lucas Dean at Memphis (Sept. 25)
Long Punt Return	76	Sheldon Jones vs Lamar (Sept. 11)
Long Kickoff Return	41	Dadrian Taylor vs. Lamar (Sept. 11)
Tackles	13	Rashad Wisdom at WKU (Oct. 9)
Sacks	2.0	Trumane Bell II vs. Middle Tennessee (Sept. 18)
		Clarence Hicks at Memphis (Sept. 25)
		Dadrian Taylor vs. UNLV (Oct. 2)
Tackles For Loss	3.0	Clarence Hicks at Memphis (Sept. 25)
Interceptions	1	Corey Mayfield Jr. vs. Middle Tennessee (Sept. 18)
		Jahmal Sam vs. UNLV (Oct. 2)
		Tariq Woolen vs. UNLV (Oct. 2)
		Clarence Hicks at WKU (Oct. 9)

## TEAM

Rushes	62	at Memphis (Sept. 25)
Yards Rushing	217	at Illinois (Sept. 4)
Yards Per Rush	5.2	at WKU (Oct. 9)
TD Rushes	3	at Illinois (Sept. 4)
		at Memphis (Sept. 25)
Pass attempts	45	vs. Middle Tennessee (Sept. 18)
Pass completions	29	at WKU (Oct. 9)
Yards Passing	372	at WKU (Oct. 9)
Yards Per Pass	10.0	vs Lamar (Sept. 11)
TD Passes	7	at WKU (Oct. 9)
Total Plays	92	at Memphis (Sept. 25)
Total Offense	564	at WKU (Oct. 9)
Yards Per Play	7.4	at WKU (Oct. 9)
Points	54	vs Lamar (Sept. 11)
Sacks By	6	vs UNLV (Oct. 2)
First Downs	32	at WKU (Oct. 9)
Penalties	7	vs. Middle Tennessee (Sept. 18)
Penalty Yards	60	vs. Middle Tennessee (Sept. 18)
Turnovers	3	vs. Middle Tennessee (Sept. 18)
Interceptions By	2	vs UNLV (Oct. 2)
Punts	5	at Illinois (Sept. 4)
		at Memphis (Sept. 25)
Punting Avg	50.8	at Memphis (Sept. 25)
Long Punt	63	at Memphis (Sept. 25)
Punts inside 20	3	at Memphis (Sept. 25)
Long Punt Return	76	vs Lamar (Sept. 11)

## OPPONENT INDIVIDUAL

Rushes	20	Brandon Thomas, Memphis (Sept. 25)
Yards Rushing	73	Brandon Thomas, Memphis (Sept. 25)
TD Rushes	1	Rodrigues Clark, Memphis (Sept. 25)
		Brandon Thomas, Memphis (Sept. 25)
Long Rush	18	Reggie Love III, Illinois (Sept. 4)
		Jakari Norwood, Illinois (Sept. 4)
Pass attempts	60	Bailey Zappe, WKU (Oct. 9)
Pass completions	38	Bailey Zappe, WKU (Oct. 9)
Yards Passing	523	Bailey Zappe, WKU (Oct. 9)
TD Passes	5	Bailey Zappe, WKU (Oct. 9)
Long Pass	63	Cameron Friel, UNLV (Oct. 2)
Receptions	16	Jerreth Sterns, WKU (Oct. 9)
Yards Receiving	195	Jerreth Sterns, WKU (Oct. 9)
TD Receptions	2	Daniel Barker, Illinois (Sept. 4)
		Jerreth Sterns, WKU (Oct. 9)
Long Reception	63	Steve Jenkins, UNLV (Oct. 2)
Field Goals	3	James McCourt, Illinois (Sept. 4)
Long Field Goal	53	James McCourt, Illinois (Sept. 4)
Punts	10	Kyle Ulbrich, Middle Tennessee (Sept. 18)
Punting Avg	61.0	John Heggerty, WKU (Oct. 9)
Long Punt	67	John Heggerty, WKU (Oct. 9)
Punts inside 20	5	Kyle Ulbrich, Middle Tennessee (Sept. 18)
Long Punt Return	23	Calvin Austin III, Memphis (Sept. 25)
Long Kickoff Return	40	Beanie Bishop, WKU (Oct. 9)
Tackles	18	Russell JJ Memphis (Sept. 25)
Sacks	1.0	5 times
		Xavier Cullens, Memphis (Sept. 25)
Tackles For Loss	3.5	Xavier Cullens, Memphis (Sept. 25)
Interceptions	2	Quincy Riley, Middle Tennessee (Sept. 18)

## OPPONENT TEAM

Rushes	36	Lamar (Sept. 11)
Yards Rushing	146	Illinois (Sept. 4)
Yards Per Rush	5.1	WKU (Oct. 9)
TD Rushes	2	Memphis (Sept. 25)
Pass attempts	60	WKU (Oct. 9)
Pass completions	38	WKU (Oct. 9)
Yards Passing	523	WKU (Oct. 9)
Yards Per Pass	13.2	Memphis (Sept. 25)
TD Passes	5	WKU (Oct. 9)
Total Plays	89	WKU (Oct. 9)
Total Offense	670	WKU (Oct. 9)
Yards Per Play	7.5	WKU (Oct. 9)
Points	46	WKU (Oct. 9)
Sacks By	2	Middle Tennessee (Sept. 18)
		Memphis (Sept. 25)
First Downs	35	WKU (Oct. 9)
Penalties	8	Memphis (Sept. 25)
		WKU (Oct. 9)
Penalty Yards	77	WKU (Oct. 9)
Turnovers	3	UNLV (Oct. 2)
Interceptions By	2	Middle Tennessee (Sept. 18)
Punts	10	Middle Tennessee (Sept. 18)
Punting Avg	61.0	WKU (Oct. 9)
Long Punt	67	WKU (Oct. 9)
Punts inside 20	5	Middle Tennessee (Sept. 18)
Long Punt Return	23	Memphis (Sept. 25)

# « 2021 UTSA LONG PLAYS »

## LONG PLAY CHART

Yards	Play Type	Player	Opponent
76*	PR	Sheldon Jones	Lamar
60	Pass	Cade Stoever from Eddie Lee Marburger	Lamar
47	Pass	Joshua Cephus from Frank Harris	Memphis
44*	FR	Charles Wiley	Lamar
44	Pass	De'Corian Clark from Frank Harris	WKU
43	Pass	De'Corian Clark from Frank Harris	Illinois
43	KR	Dadrian Taylor	UNLV
43	Pass	De'Corian Clark from Frank Harris	Illinois
43*	Pass	De'Corian Clark from Frank Harris	WKU
41	KR	Dadrian Taylor	Lamar
40	Pass	Joshua Cephus	WKU
38	PR	Sheldon Jones	WKU
37	Pass	Joshua Cephus from Frank Harris	Illinois
33	PR	Sheldon Jones	Middle Tennessee
33*	Rush	Brenden Brady	Illinois
33*	Pass	Zakhari Franklin from Frank Harris	Middle Tennessee
33*	Rush	Brenden Brady	Illinois
32*	Pass	Zakhari Franklin from Josh Adkins	Lamar
32	Pass	Joshua Cephus from Frank Harris	UNLV
32*	Pass	Zakhari Franklin from Josh Adkins	Lamar
31	Pass	Zakhari Franklin from Frank Harris	Lamar
31*	Pass	De'Corian Clark from Frank Harris	UNLV
30*	Pass	De'Corian Clark from Frank Harris	WKU
27	Pass	Joshua Cephus from Frank Harris	Lamar
26	Pass	De'Corian Clark from Frank Harris	UNLV
25	Pass	Zakhari Franklin from Frank Harris	Illinois
24	KR	Dadrian Taylor	Middle Tennessee
24	Pass	Cade Stoever from Josh Adkins	Lamar
24	Pass	Oscar Cardenas from Frank Harris	UNLV
24	KR	Dadrian Taylor	Middle Tennessee
24	Pass	Cade Stoever from Josh Adkins	Lamar
23	Rush	Frank Harris	Middle Tennessee
23*	Pass	Frank Harris from Joshua Cephus	WKU
22	Pass	Zakhari Franklin from Frank Harris	Middle Tennessee
22	Rush	Sincere McCormick	Memphis
22	PR	Sheldon Jones	Middle Tennessee
22	Rush	Sincere McCormick	Memphis
20	Pass	Zakhari Franklin from Frank Harris	Illinois
20	Pass	Zakhari Franklin from Frank Harris	Middle Tennessee
20	Pass	Tykee Ogle-Kellogg from Frank Harris	Lamar
20	Pass	Zakhari Franklin from Frank Harris	Illinois
20	Pass	Tykee Ogle-Kellogg from Frank Harris	Lamar
20	Pass	Joshua Cephus from Frank Harris	Middle Tennessee
20	Pass	Zakhari Franklin from Frank Harris	Middle Tennessee

\* touchdown scored on play

## LONG PLAYS BY THE NUMBERS

Long Plays By Yards	No.	TD
100+	0	0
90-99	0	0
80-89	0	0
70-79	1	1
60-69	1	0
50-59	0	0
40-49	8	2
30-39	10	5
20-29	13	1

Long Plays By Type	No.	TD
Rushing	3	1
Passing	24	6
Punt returns	4	1
Kick returns	3	0
Interceptions	0	0
Fumble returns	1	1
<b>TOTAL</b>	<b>35</b>	<b>9</b>

## LONG PLAYS BY PLAYER

Player	No.	TD	R	P	KR	PR	IR	FR
Zakhari Franklin	7	2	0	7	0	0	0	0
Joshua Cephus	6	0	0	6	0	0	0	0
De'Corian Clark	6	3	0	6	0	0	0	0
Sheldon Jones	4	1	0	0	0	4	0	0
Dadrian Taylor	3	0	0	0	3	0	0	0
Cade Stoever	2	0	0	2	0	0	0	0
Frank Harris	2	0	1	1	0	0	0	0
Charles Wiley	1	1	0	0	0	0	0	1
Brenden Brady	1	1	1	0	0	0	0	0
Sincere McCormick	1	0	1	0	0	0	0	0
Tykee Ogle-Kellogg	1	0	0	1	0	0	0	0
Oscar Cardenas	1	0	0	1	0	0	0	0
<b>TOTAL</b>	<b>35</b>	<b>9</b>	<b>3</b>	<b>24</b>	<b>3</b>	<b>4</b>	<b>0</b>	<b>1</b>

## LONGEST PLAYS

### Rushing

33 Brenden Brady vs. Illinois (9/4/21)

### Rushing Touchdown

33 Brenden Brady vs. Illinois (9/4/21)

### Passing

60 Cade Stoever from Eddie Lee Marburger vs. Lamar (9/11/21)

### Passing Touchdown

43 De'Corian Clark from Frank Harris vs. WKU (10/9/21)

### Punt Return

76 Sheldon Jones vs. Lamar (9/11/21)

### Kick Return

43 Dadrian Taylor vs. UNLV (10/2/21)

### Interception Return

6 Jahmal Sam vs. UNLV (10/2/21)

### Fumble Return

44 Charles Wiley vs. Lamar (9/11/21)

### Punt


63 Lucas Dean vs. Memphis (9/25/21)

### Field Goal

46 Hunter Duplessis, twice vs. Lamar (9/11/21)



# « 2021 UTSA GAME RECAPS »



## SATURDAY, SEPT. 18 UTSA 27, MIDDLE TENNESSEE 13 SAN ANTONIO (ALAMODOME)

**SAN ANTONIO** — UTSA held Middle Tennessee to fewer than 200 yards of offense and off the scoreboard until the final three and a half minutes in a 27-13 victory in the Conference USA opener for both teams on Saturday at the Alamodome.

The Roadrunners limited the Blue Raiders (1-2) to only eight rushing yards in registering their second straight and fourth overall 3-0 start to a season. UTSA posted nine tackles for loss, including five sacks, and now has allowed just 321 total yards in the last two games combined followed last week's 54-0 shutout of Lamar.

Rashad Wisdom paced the defense with six tackles, while Charles Wiley tallied five stops, including 1.5 sacks, and a pair of quarterback hurries. Trumane Bell II led all players with two sacks and 2.5 tackles for loss in a four-tackle performance, and Lorenzo Dantzler had three QB pressures and his second career fumble return for a touchdown.

Offensively, Frank Harris completed 24 of 39 passes for 264 yards and two TDs. Zakhari Franklin hauled in eight passes for 114 yards — his second 100-yard receiving game of the year and seventh of his career — and a touchdown, while Joshua Cephus also caught eight balls for 84 yards and a score. Sincere McCormick topped the 100-yard mark on the ground for the second time this season and 12th of his career with 105 yards on 23 rushes, as he became the program's all-time leader in rushing attempts with 487.

Attendance: 16,202	1	2	3	4	Final
Middle Tennessee (1-2, 0-1)	0	0	0	13	13
UTSA (3-0, 1-0)	7	3	7	10	27

### SCORING SUMMARY

1st	3:01	UTSA	Zakhari Franklin 33 yd pass from Frank Harris (Hunter Duplessis kick)	7-0
			7 plays, 86 yards, TOP: 2:48	
2nd	2:22	UTSA	Hunter Duplessis 30 yd field goal	10-0
			16 plays, 72 yards, TOP: 6:30	
3rd	10:08	UTSA	Joshua Cephus 12 yd pass from Frank Harris (Hunter Duplessis kick)	24-0
			15 plays, 76 yards, TOP: 4:45	
4th	12:56	UTSA	Lorenzo Dantzler 3 yd fumble return (Hunter Duplessis kick)	27-0
	8:01	UTSA	Hunter Duplessis 38 yd field goal	27-6
			7 plays, 21 yards, TOP: 3:21	
	3:28	MT	Jimmy Marshall 23 yd pass from Chase Cunningham (2 pt failed)	27-13
			4 plays, 54 yards, TOP: 1:50	
	00:57	MT	Jarrin Pierce 16 yd pass from Chase Cunningham (Zeke Rankin kick)	
			4 plays, 69 yards, TOP: 1:23	

	MT	UTSA
FIRST DOWNS.....	11	23
RUSHES-YARDS (NET).....	25-8	44-175
PASSING YDS (NET).....	191	277
PASSES ATT-COMP-INT.....	30-14-1	45-26-2
TOTAL OFFENSE PLAYS-YARDS.....	199	452
FUMBLE RETURNS-YARDS.....	0-0	1-3
PUNT RETURNS-YARDS.....	1-5	5-68
KICKOFF RETURNS-YARDS.....	0-0	1-24
INTERCEPTION RETURNS-YARDS.....	2-56	1-0
PUNTS (NUMBER-AVG).....	10-44.1	4-16.6
FUMBLES-LOST.....	1-1	1-1
PENALTIES-YARDS.....	5-47	7-60
POSSESSION TIME.....	23:03	36:59
THIRD-DOWN CONVERSIONS.....	2 OF 14	10 OF 20
FOURTH-DOWN CONVERSIONS.....	0 OF 1	1 OF 1
RED-ZONE SCORES-CHANCES.....	1 OF 2	2 OF 4
SACKS BY: NUMBER-YARDS.....	2-5	5-46

**RUSHING:** MT-Amir Rasul 8-23; Martell Pettaway 6-23; Frank Peasant 2-1; Mike Diliello 1-0; Micalcus Elder 1-minus 2; Chase Cunningham 4-minus 12; Bailey Hockman 3-minus 25. **UTSA**-Sincere McCormick 23-105; Frank Harris 10-56; Brenden Brady 8-18; B.J. Daniels 2-minus 2. Team-1-minus 2.

**PASSING:** MT-Chase Cunningham 9-18-0-150; Bailey Hockman 5-12-1-41. **UTSA**-Frank Harris 24-39-2-264; Josh Adkins 2-5-0-13; Brenden Brady 0-1-0-0.

**RECEIVING:** MT-Izaiah Gathings 3-65; Jimmy Marshall 2-51; Yusel Ali 2-25; JaMichael Thompson 2-20; Jarrin Pierce 2-15; DJ England-Chisolm 2-10; Martell Pettawa 1-5. **UTSA**-Zakhari Franklin 8-114; Joshua Cephus 8-84; De'Corian Clark 5-46; Oscar Cardenas 2-15; Sincere McCormick 2-6; Tre'Von Bradley 1-6.

## SATURDAY, SEPT. 25 UTSA 31, MEMPHIS 28 MEMPHIS (LIBERTY BOWL)

**MEMPHIS** — Sincere McCormick piled up 217 all-purpose yards, Clarence Hicks posted a pair of sacks and Hunter Duplessis kicked a 42-yard field goal as time expired to help UTSA rally from a 21-point deficit for a 31-28 victory over Memphis on Saturday, snapping the Tigers' 17-game winning streak at Liberty Bowl Memorial Stadium.

The Roadrunners, who improved to 4-0 for the first time since 2012, found themselves down 21-0 a little more than nine minutes into their first meeting with the Tigers (3-1). UTSA stormed back to tie the score at 28-all with 10 and a half minutes left to play before completing the rally with Duplessis' game winner, sending Memphis to its first home non-conference loss in 23 games.

McCormick broke his own school record by rushing 42 times for 184 yards and three touchdowns, and the Converse Judson High School product added 33 receiving yards on three catches to lead the offense. It marked his third 100-yard rushing performance of the season and program-best 13th of his career.

Frank Harris completed 18 of 28 passes for 186 yards and a score. Zakhari Franklin had a team-high seven receptions for 51 yards and a TD and Joshua Cephus caught six passes for 82 yards.

UTSA finished the first quarter with zero total yards, but outgained the Tigers 399-230 over the final 45 minutes in the school-record comeback. The Roadrunners also finished the game with a 35:42-24:18 advantage in time of possession.

Meanwhile, Hicks tallied a team-high six tackles, including three tackles for loss and his pair of sacks. The super senior's strip sack of Memphis quarterback Seth Henigan with a little more than 10 minutes left resulted in a Lorenzo Dantzler fumble recovery and 12-yard return to the Tigers 7-yard line. Four plays later on fourth-down-and-goal from the 1, McCormick found the end zone for the third time to help the Roadrunners knot the score.

UTSA's defense forced a punt and with 2:46 remaining the Roadrunners began their game-winning drive. McCormick carried seven times on the possession, including a 22-yard dash to the Memphis 24 for a first down. From there, UTSA used McCormick to run the clock down to two seconds for Duplessis' game winner from 42 yards.

Attendance: 29,264	1	2	3	4	Final
UTSA (4-0)	0	7	7	17	31
Memphis (3-1)	21	0	7	0	28

### SCORING SUMMARY

1st	13:24	MEM	Ward Duckworth 0 yd fumble recovery (Joe Doyle kick)	0-7
	09:23	MEM	Rodrigues Clark 7 yd run (Joe Doyle kick)	
			8 plays, 62 yards, TOP: 3:20	0-14
	06:22	MEM	Calvin Austin III 60 yd pass from Seth Henigan (Joe Doyle kick)	0-21
			5 plays, 81 yards, TOP: 1:32	
2nd	09:54	UTSA	Sincere McCormick 12 yd run (Hunter Duplessis kick)	7-21
			12 plays, 87 yards, TOP: 4:56	
3rd	05:25	UTSA	Sincere McCormick 8 yd run (Hunter Duplessis kick)	14-21
			11 plays, 66 yards, TOP: 3:19	
	02:44	MEM	Brandon Thomas 1 yd run (Joe Doyle kick)	14-28
			7 plays, 73 yards, TOP: 2:36	
4th	13:35	UTSA	Zakhari Franklin 7 yd pass from Frank Harris (Hunter Duplessis kick)	21-28
			9 plays, 75 yards, TOP: 4:09	
	10:30	UTSA	Sincere McCormick 1 yd run (Hunter Duplessis kick)	28-28
			4 plays, 19 yards, TOP: 1:32	
	00:00	UTSA	Hunter Duplessis 42 yd field goal	31-28
			9 plays, 47 yards, TOP: 2:46	

	UTSA	Memphis
FIRST DOWNS.....	25	16
RUSHES-YARDS (NET).....	62-205	32-78
PASSING YDS (NET).....	194	329
PASSES ATT-COMP-INT.....	30-19-0	25-15-0
TOTAL OFFENSE PLAYS-YARDS.....	92-399	57-398
FUMBLE RETURNS-YARDS.....	1-12	1-0
PUNT RETURNS-YARDS.....	1-7	1-23
KICKOFF RETURNS-YARDS.....	0-0	2-52
INTERCEPTION RETURNS-YARDS.....	0-0	0-0
PUNTS (NUMBER-AVG).....	5-50.8	6-40.0
FUMBLES-LOST.....	2-1	3-2
PENALTIES-YARDS.....	4-46	8-73
POSSESSION TIME.....	35:42	24:18
THIRD-DOWN CONVERSIONS.....	9 OF 20	4 OF 12
FOURTH-DOWN CONVERSIONS.....	2 OF 4	1 OF 1
RED-ZONE SCORES-CHANCES.....	4-4	2-2
SACKS BY: NUMBER-YARDS.....	2-15	2-16

**RUSHING:** UTSA-Sincere McCormick 41-184; Brenden Brady 13-36; Frank Harris 7-minus 1; TEAM 1-minus 14. **Memphis**-Brandon Thomas 20-73; Rodrigues Clark 2-11; Gabriel Rogers 1-4; Marquavi Weaver 1-0; TEAM 1-minus 9; Seth Henigan 7-minus 10.

**PASSING:** UTSA-Frank Harris 18-28-0-186; Brenden Brady 1-1-0-8; TEAM 0-1-0-0. **Memphis**-Seth Henigan 15-25-0-329.

**RECEIVING:** UTSA-Zakhari Franklin 7-51; Joshua Cephus 6-82; Sincere McCormick 3-33; Dan Dishman 2-20; Tykee Ogle-Kellogg 1-8. **Memphis**-Sean Dykes 6-167; Calvin Austin III 6-142; Brandon Thomas 3-20.

**FUMBLES:** UTSA-TEAM 2-1. **Memphis**-Seth Henigan 1-1; Brandon Thomas 1-1; TEAM 1-0.





8

JOSH  
ADKINS

QUARTERBACK

6-2 • 220 • Senior - 1L  
Bulverde, Texas

CAREER STATISTICS (2018-19 @ NMST)

Table with columns: Year, G-GS, Rush, Yds, TD, Comp. Att., Int., Pct., Yds., TD, Long. Rows for 2018, 2019, 2020, 2021, and Totals.

2021 GAME-BY-GAME

Table with columns: Opponent, Comp.-Att.-Int., Yds., TD, Long, Rush, Yds., TD, Long. Rows for Illinois, Lamar, Middle Tenn., Memphis, UNLV, WKU, and Totals.

2020 GAME-BY-GAME

Table with columns: Opponent, Comp.-Att.-Int., Yds., TD, Long, Rush, Yds., TD, Long. Rows for Texas State, SFA, Middle Tennessee, UAB, #15 BYU, Army, LA Tech, FAU, UTEP, Southern Miss, North Texas, #16 Louisiana, and Totals.

2019 GAME-BY-GAME (@ NMST)

Table with columns: Opponent, Comp.-Att.-Int., Yds., TD, Long, Rush, Yds., TD, Long. Rows for #23 Washington St., #2 Alabama, San Diego St., New Mexico, Fresno State, Liberty, Central Michigan, Georgia Southern, Ole Miss, UIW, UTEP, and Totals.

2018 GAME-BY-GAME (@ NMST)

Table with columns: Opponent, Comp.-Att.-Int., Yds., TD, Long, Rush, Yds., TD, Long. Rows for Wyoming, Minnesota, Utah State, New Mexico, UTEP, Louisiana-Lafayette, Georgia Southern, Texas State, Alcorn State, BYU, and Liberty.



97

WALKER  
BATY

DEFENSIVE LINE

6-3 • 290 • Sophomore - 1L  
Liberty Hill, Texas

CAREER STATISTICS

Table with columns: Year, Pos., G-GS, Tackles, Sacks-Yds., TFL-Yds., FF, FR, PBU, QBH. Rows for 2020, 2021, and Totals.

2021 GAME-BY-GAME

Table with columns: Opponent, Tackles, Sacks, TFL-Y, FC, PBU, Int., QBH. Rows for Illinois, Lamar, Middle Tenn., Memphis, UNLV, WKU, and Totals.

2020 GAME-BY-GAME

Table with columns: Opponent, Tackles, Sacks, TFL-Y, FC, PBU, Int., QBH. Rows for Texas State, SFA, MT, UAB, #15 BYU, Army, LA Tech, FAU, UTEP, Southern Miss, North Texas, #16 Louisiana, and Totals.



49

TRUMANE  
BELL II

DEFENSIVE LINE

6-2 • 255 • Junior - 2L  
Dallas, Texas

CAREER STATISTICS

Table with columns: Year, Pos., G-GS, Tackles, Sacks-Yds., TFL-Yds., FF, FR, PBU, QBH. Rows for 2019, 2020, 2021, and Totals.

2021 GAME-BY-GAME

Table with columns: Opponent, Tackles, Sacks, TFL-Y, FC, PBU, Int., QBH. Rows for Illinois, Lamar, Middle Tenn., Memphis, UNLV, WKU, and Totals.

2020 GAME-BY-GAME

Table with columns: Opponent, Tackles, Sacks, TFL-Y, FC, PBU, Int., QBH. Rows for Texas State, SFA, MT, UAB, #15 BYU, Army, LA Tech, FAU, UTEP, Southern Miss, North Texas, #16 Louisiana, and Totals.

2019 GAME-BY-GAME

Table with columns: Opponent, Tackles, Sacks, TFL-Y, FC, PBU, Int., QBH. Rows for UIW, Baylor, Army, UNT, UTEP, UAB, Rice, Texas A&M, ODU, USM, FAU, LA Tech, and Totals.







2021 GAME-BY-GAME							
Opponent	Tackles	Sacks	TFL-Y	FC	PBU	Int.	QBH
at Illinois	2	0-0	0-0	0	0	0	0
vs. Lamar	0	0-0	0-0	0	0	0	0
vs. Middle Tenn.	0	0-0	0-0	0	0	0	0
at Memphis	3	0-0	0-0	0	0	0	0
vs. UNLV	1	0-0	0-0	0	0	0	0
at WKU	0	0-0	0-0	0	0	0	1
<b>Totals</b>	<b>5</b>	<b>0-0</b>	<b>0-0</b>	<b>0</b>	<b>0</b>	<b>0</b>	<b>1</b>

2020 GAME-BY-GAME							
Opponent	Tackles	Sacks	TFL-Y	FC	PBU	Int.	QBH
at Texas State	1	0-0	0-0	0	0	0	0
vs. SFA	2	0-0	1.0-1	1	0	0	0
vs. MT	1	0-0	1.0-3	0	0	0	0
at UAB	4	0-0	2.0-6	0	0	0	0
at #15 BYU	0	0-0	0-0	0	0	0	0
vs. Army	2	1.0-3	2.0-6	0	0	0	0
vs. LA Tech	2	0-0	0-0	0	0	0	0
at FAU	3	0-0	0.5-1	0	0	0	0
vs. UTEP	1	0-0	0-0	0	0	0	0
at Southern Miss	0	0-0	0-0	0	0	0	0
vs. North Texas	4	1.0-8	1.0-8	0	0	0	0
vs. #16 Louisiana	1	0-0	0-0	0	0	0	0
<b>Totals</b>	<b>21</b>	<b>2.0-11</b>	<b>7.5-25</b>	<b>1</b>	<b>0</b>	<b>0</b>	<b>0</b>

2019 GAME-BY-GAME							
Opponent	Tackles	Sacks	TFL-Y	FC	PBU	Int.	QBH
vs. UIW		DNP					
at Baylor		DNP					
vs. Army		DNP					
at UNT		DNP					
at UTEP		DNP					
vs. UAB		DNP					
vs. Rice	0	0-0	0-0	0	0	0	0
at Texas A&M	0	0-0	0-0	0	0	0	0
at ODU	0	0-0	0-0	0	0	0	0
vs. USM		DNP					
vs. FAU		DNP					
at LA Tech		DNP					
<b>Totals</b>	<b>0</b>	<b>0-0</b>	<b>0-0</b>	<b>0</b>	<b>0</b>	<b>0</b>	<b>0</b>



**17**  
KAEDRIC  
COBBS

RUNNING BACK

**5-10 • 210 • Sophomore - 1L**  
Denton, Texas

CAREER STATISTICS											
Year	G-GS	Att.	Yds.	Avg.	TD	LG	Rec.	Yds.	Avg.	TD	LG
2020	11-0	11	56	5.1	1	24	0	0	0	0	0
2021	3-0	3	19	6.3	0	9	1	-2	0	0	0
<b>Totals</b>	<b>14-0</b>	<b>14</b>	<b>75</b>	<b>5.8</b>	<b>1</b>	<b>24</b>	<b>1</b>	<b>-2</b>	<b>0</b>	<b>0</b>	<b>0</b>

2021 GAME-BY-GAME								
Opponent	Att.	Yds.	TD	Long	Rec.	Yds.	TD	Long
at Illinois	0	0	0	0	0	0	0	0
vs. Lamar	3	19	0	9	1	-2	0	0
vs. MT	0	0	0	0	0	0	0	0
at Memphis			DNP					
vs. UNLV			DNP					
at WKU			DNP					
<b>Totals</b>	<b>3</b>	<b>19</b>	<b>0</b>	<b>9</b>	<b>1</b>	<b>-2</b>	<b>0</b>	<b>0</b>

2020 GAME-BY-GAME								
Opponent	Att.	Yds.	TD	Long	Rec.	Yds.	TD	Long
at Texas St.	0	0	0	0	0	0	0	0
vs. SFA	0	0	0	0	0	0	0	0
vs. MT	0	0	0	0	0	0	0	0
at UAB			DNP					
at #15 BYU	0	0	0	0	0	0	0	0
vs. Army	0	0	0	0	0	0	0	0
vs. LA Tech	0	0	0	0	0	0	0	0
at FAU	1	2	0	2	0	0	0	0
vs. UTEP	4	34	1	24	0	0	0	0
at S. Miss	1	4	0	4	0	0	0	0
vs. UNT	2	6	0	5	0	0	0	0
vs. #16 LA	3	10	0	4	0	0	0	0
<b>Totals</b>	<b>11</b>	<b>56</b>	<b>1</b>	<b>24</b>	<b>0</b>	<b>0</b>	<b>0</b>	<b>0</b>



**28**

JE'VAUN  
DABON

SAFETY

**6-1 • 180 • Sophomore - 1L**  
Houston, Texas

CAREER STATISTICS											
Year	Pos.	G-GS	Tackles	Sacks-Yds.	TFL-Yds.	FF	FR	PBU	QBH		
2020	S	6-0	1	0-0	0-0	0	0	0	0	0	0
2021	S	0-0	0	0-0	0-0	0	0	0	0	0	0
<b>Totals</b>		<b>6-0</b>	<b>1</b>	<b>0-0</b>	<b>0-0</b>	<b>0</b>	<b>0</b>	<b>0</b>	<b>0</b>	<b>0</b>	<b>0</b>

2021 GAME-BY-GAME							
Opponent	Tackles	Sacks	TFL-Y	FC	PBU	Int.	QBH
at Illinois		DNP					
vs. Lamar		DNP					
vs. MT		DNP					
at Memphis		DNP					
vs. UNLV		DNP					
at WKU		DNP					
<b>Totals</b>	<b>0</b>	<b>0-0</b>	<b>0-0</b>	<b>0</b>	<b>0</b>	<b>0</b>	<b>0</b>

2020 GAME-BY-GAME							
Opponent	Tackles	Sacks	TFL-Y	FC	PBU	Int.	QBH
at Texas State		DNP					
vs. SFA		DNP					
vs. MT	0	0-0	0-0	0	0	0	0
at UAB	0	0-0	0-0	0	0	0	0
at #15 BYU	0	0-0	0-0	0	0	0	0
vs. Army		DNP					
vs. LA Tech		DNP					
at FAU		DNP					
vs. UTEP	0	0-0	0-0	0	0	0	0
at Southern Miss	0	0-0	0-0	0	0	0	0
vs. North Texas	1	0-0	0-0	0	0	0	0
vs. #16 Louisiana		DNP					
<b>Totals</b>	<b>1</b>	<b>0-0</b>	<b>0-0</b>	<b>0</b>	<b>0</b>	<b>0</b>	<b>0</b>



**33**

B.J.  
DANIELS

RUNNING BACK

**6-1 • 210 • Senior - 4L**  
Melbourne, Fla.

CAREER STATISTICS												
Year	G-GS	Att.	Yds.	Avg.	TD	LG	Rec.	Yds.	Avg.	TD	LG	
2017	9-0	13	55	4.2	0	9	1	1	1.0	0	1	
2018	12-1	87	322	3.7	3	36	4	27	6.8	0	9	
2019	12-0	11	60	5.5	0	18	0	0	0	0	0	
2020	12-0	23	129	5.6	2	52	1	0	0	0	0	
2021	6-0	9	32	5.3	0	13	1	-4	0	0	0	
<b>Totals</b>	<b>51-1</b>	<b>143</b>	<b>598</b>	<b>4.2</b>	<b>5</b>	<b>52</b>	<b>7</b>	<b>24</b>	<b>3.4</b>	<b>0</b>	<b>9</b>	

2021 GAME-BY-GAME								
Opponent	Att.	Yds.	TD	Long	Rec.	Yds.	TD	Long
at Illinois	0	0	0	0	0	0	0	0
vs. Lamar	5	16	0	6	1	-4	0	0
vs. MT	2	-2	0	4	0	0	0	0
at Memphis	0	0	0	0	0	0	0	0
vs. UNLV	0	0	0	0	0	0	0	0
at WKU	2	18	0	13	0	0	0	0
<b>Totals</b>	<b>9</b>	<b>32</b>	<b>0</b>	<b>13</b>	<b>1</b>	<b>-4</b>	<b>0</b>	<b>0</b>

2020 GAME-BY-GAME								
Opponent	Att.	Yds.	TD	Long	Rec.	Yds.	TD	Long
at Texas St.	0	0	0	0	0	0	0	0
vs. SFA	1	1	0	1	0	0	0	0
vs. MT	1	3	0	3	0	0	0	0
at UAB	2	3	0	3	0	0	0	0
at #15 BYU	4	7	0	3	1	0	0	0
vs. Army	0	0	0	0	0	0	0	0
vs. LA Tech	3	9	0	4	0	0	0	0
at FAU	1	6	0	6	0	0	0	0
vs. UTEP	8	81	1	52	0	0	0	0
at S. Miss	0	0	0	0	0	0	0	0
vs. UNT	3	19	1	9	0	0	0	0
vs. #16 LA	0	0	0	0	0	0	0	0
<b>Totals</b>	<b>23</b>	<b>129</b>	<b>2</b>	<b>52</b>	<b>1</b>	<b>0</b>	<b>0</b>	<b>0</b>

2019 GAME-BY-GAME								
Opponent	Att.	Yds.	TD	Long	Rec.	Yds.	TD	Long
vs. UIW	6	42	0	18	0	0	0	0
at Baylor	1	3	0	3	0	0	0	0
vs. Army	0	0	0	0	0	0	0	0
at UNT	0	0	0	0	0	0	0	0
at UTEP	4	15	0	6	0	0	0	0
vs. UAB	0	0	0	0	0	0	0	0
vs. Rice	0	0	0	0	0	0	0	0
at TAMU	0	0	0	0	0	0	0	0
at ODU	0	0	0	0	0	0	0	0
vs. USM	0	0	0	0	0	0	0	0
vs. FAU	0	0	0	0	0	0	0	0
at LA Tech	0	0	0	0	0	0	0	0
<b>Totals</b>	<b>11</b>	<b>60</b>	<b>0</b>	<b>18</b>	<b>0</b>	<b>0</b>	<b>0</b>	<b>0</b>

2018 GAME-BY-GAME								
Opponent	Att.	Yds.	TD	Long	Rec.	Yds.	TD	Long
vs. Ariz. St.	9	24	1	5	0	0	0	0
vs. Baylor	16	90	1	36	1	9	0	9
at Kansas St.	16	47	0	8	1	6	0	6
vs. TXST	12	38	0	10	0	0	0	0
vs. UTEP	3	9	0	5	0	0	0	0
at Rice	13	61	1	18	0	0	0	0
vs. LA Tech	7	18	0	6	0	0	0	0
at USM	2	7	0	4	1	8	0	8
at UAB	3	2	0	3	0	0	0	0
vs. FIU	2	16	0	11	1	4	0	4
at Marshall	4	10	0	5	0	0	0	0
vs. UNT	0	0	0	0	0	0	0	0
<b>Totals</b>	<b>71</b>	<b>442</b>	<b>5</b>	<b>75</b>	<b>8</b>	<b>82</b>	<b>1</b>	<b>31</b>

2017 GAME-BY-GAME								
Opponent	Att.	Yds.	TD	Long	Rec.	Yds.	TD	Long
vs. Southern	11	48	0	9	1	1	0	1
at TXST	2	7	0	5	0	0	0	0
at UNT	0	0	0	0	0	0	0	0
vs. Rice	0	0	0	0	0	0	0	0
at UTEP	0	0	0	0	0	0	0	0
at FIU	0	0	0	0	0	0	0	0
vs. UAB	0	0	0	0	0	0	0	0
vs. Marshall	0	0	0	0	0	0	0	0
at LA Tech	0	0	0	0	0	0	0	0
<b>Totals</b>	<b>13</b>	<b>55</b>	<b>0</b>	<b>9</b>	<b>1</b>	<b>1</b>	<b>0</b>	<b>1</b>



6

LORENZO  
DANTZLER

DEFENSIVE LINE

6-1 • 260 • Senior - 3L  
Starkville, Miss.

CAREER STATISTICS									
Year	Pos.	G-GS	Tackles	Sacks-Yds.	TFL-Yds.	FF	FR	PBU	QBH
2018	DE	12-9	27	3.5-19	8.5-29	2	1	0	2
2019	DE	12-0	22	4.5-34	6.5-37	0	0	1	5
2020	DL	12-9	31	1.0-2	5.5-36	1	0	1	7
2021	DL	6-6	2	1.0-1	1.0-1	0	3	0	6
<b>Totals</b>		<b>42-24</b>	<b>82</b>	<b>10.0-56</b>	<b>21.5-103</b>	<b>3</b>	<b>4</b>	<b>2</b>	<b>20</b>

2021 GAME-BY-GAME								
Opponent	Tackles	Sacks	TFL-Y	FC	PBU	Int.	QBH	
at Illinois	0	0-0	0-0	0	0	0	1	
vs. Lamar	0	0-0	0-0	0	0	0	0	
vs. Middle Tenn.	0	0-0	0-0	0	0	0	3	
at Memphis	1	0-0	0-0	0	0	0	1	
vs. UNLV	1	1.0-1	1.0-1	0	0	0	1	
at WKU	0	0-0	0-0	0	0	0	0	
<b>Totals</b>	<b>2</b>	<b>1.0-1</b>	<b>1.0-1</b>	<b>0</b>	<b>0</b>	<b>0</b>	<b>6</b>	

2020 GAME-BY-GAME								
Opponent	Tackles	Sacks	TFL-Y	FC	PBU	Int.	QBH	
at Texas State	0	0-0	0-0	0	0	0	0	
vs. SFA	1	0-0	0-0	0	0	0	0	
vs. MT	5	0-0	0.5-1	0	0	0	2	
at UAB	4	0-0	2.0-11	0	0	0	2	
at #15 BYU	0	0-0	0-0	0	0	0	0	
vs. Army	2	0-0	0-0	0	0	0	0	
vs. LA Tech	4	0-0	0-0	0	0	0	2	
at FAU	2	0-0	0.5-2	0	0	0	0	
vs. UTEP	4	1.0-2	1.5-3	1	0	0	0	
at Southern Miss	3	0-0	1.0-19	0	0	0	0	
vs. North Texas	4	0-0	0-0	0	0	0	0	
vs. #16 Louisiana	2	0-0	0-0	0	1	0	1	
<b>Totals</b>	<b>31</b>	<b>1.0-2</b>	<b>5.5-36</b>	<b>1</b>	<b>1</b>	<b>0</b>	<b>7</b>	

2019 GAME-BY-GAME								
Opponent	Tackles	Sacks	TFL-Y	FC	PBU	Int.	QBH	
vs. UIW	4	2.0-14	2.0-14	0	0	0	0	
at Baylor	0	0-0	1.0-2	0	0	0	1	
vs. Army	1	0-0	0-0	0	0	0	0	
at UNT	3	0-0	1.0-1	0	0	0	1	
at UTEP	1	0-0	0-0	0	0	0	0	
vs. UAB	1	0-0	0-0	0	0	0	1	
vs. Rice	0	0-0	0-0	0	0	0	0	
at Texas A&M	2	0-0	0-0	0	0	0	0	
at ODU	2	0-0	0-0	0	0	0	1	
vs. USM	1	0.5-6	0.5-6	0	0	0	0	
vs. FAU	1	0.5-6	0.5-6	0	0	0	0	
at LA Tech	4	1.0-5	1.0-5	0	1	0	1	
<b>Totals</b>	<b>22</b>	<b>6.5-37</b>	<b>4.5-34</b>	<b>0</b>	<b>0</b>	<b>0</b>	<b>5</b>	

2018 GAME-BY-GAME							
Opponent	Tackles	Sacks	TFL-Y	FC	PBU	Int.	QBH
at Arizona State	1	0-0	0-0	0	0	0	0
vs. Baylor	3	1.0-4	2.0-7	1	0	0	0
at Kansas State	0	0-0	0-0	0	0	0	0
vs. Texas State	1	0-0	0-0	0	0	0	1
vs. UTEP	3	0-0	2.0-2	0	0	0	0
at Rice	2	1.0-5	1.0-5	1	0	0	0
vs. LA Tech	3	1.0-7	1.5-9	0	0	0	1
at Southern Miss	0	0-0	0-0	0	0	0	0
at UAB	1	0-0	0-0	0	0	0	0
vs. FIU	4	0-0	0.5-1	0	0	0	0
at Marshall	6	0.5-3	1.0-4	0	0	0	0
vs. North Texas	3	0-0	0.5-1	0	0	0	0
<b>Totals</b>	<b>27</b>	<b>3.5-19</b>	<b>8.5-29</b>	<b>2</b>	<b>0</b>	<b>0</b>	<b>2</b>



35

LUCAS  
DEAN

PUNTER

6-2 • 205 • Junior - 2L  
Dunborough, Australia

CAREER STATISTICS							
Year	G	P	Yds	Long	Avg	I20	50+
2019	12	65	2,651	56	40.8	16	12
2020	12	57	2,621	67	46.0	27	19
2021	6	20	880	63	44.0	7	4
<b>Totals</b>	<b>30</b>	<b>142</b>	<b>6,152</b>	<b>67</b>	<b>43.3</b>	<b>50</b>	<b>35</b>

2021 GAME-BY-GAME				
Opponent	Punts	Avg.	Long	Inside 20
at Illinois	5	44.2	55	1
vs. Lamar	0	0.0	0	0
vs. MT	4	41.5	48	1
at Memphis	5	50.8	63	3
vs. UNLV	3	40.3	42	1
at WKU	3	39.3	45	1
<b>Totals</b>	<b>20</b>	<b>44.0</b>	<b>63</b>	<b>7</b>

2020 GAME-BY-GAME				
Opponent	Punts	Avg.	Long	Inside 20
at Texas State	8	47.8	57	3
vs. SFA	4	42.0	57	3
vs. MT	6	49.2	57	3
at UAB	6	45.0	55	5
at #15 BYU	5	45.2	59	2
vs. Army	4	43.0	50	1
vs. LA Tech	4	46.5	53	1
at FAU	8	47.9	67	2
vs. UTEP	1	39.0	39	0
at Southern Miss	6	47.7	55	5
vs. North Texas	3	46.7	52	2
vs. #16 Louisiana	2	37.0	38	0
<b>Totals</b>	<b>57</b>	<b>46.0</b>	<b>67</b>	<b>27</b>



# 80

## DAN DISHMAN

### TIGHT END

6-5 • 235 • Freshman - SQ  
Seabrook, Texas

#### CAREER STATISTICS

Year	G-GS	Att.	Yds.	Avg.	TD	LG	Rec.	Yds.	Avg.	TD	LG
2021	6-0	0	0	0	0	0	2	20	10.0	0	13
<b>Totals</b>	<b>6-0</b>	<b>0</b>	<b>0</b>	<b>0</b>	<b>0</b>	<b>0</b>	<b>2</b>	<b>20</b>	<b>10.0</b>	<b>0</b>	<b>13</b>

#### 2021 GAME-BY-GAME

Opponent	Att.	Yds.	TD	Long	Rec.	Yds.	TD	Long
at Illinois	0	0	0	0	0	0	0	0
vs. Lamar	0	0	0	0	0	0	0	0
vs. MT	0	0	0	0	0	0	0	0
at Memphis	0	0	0	0	2	20	0	13
vs. UNLV	0	0	0	0	0	0	0	0
at WKU	0	0	0	0	0	0	0	0
<b>Totals</b>	<b>0</b>	<b>0</b>	<b>0</b>	<b>0</b>	<b>2</b>	<b>20</b>	<b>0</b>	<b>13</b>



# 5

## HUNTER DUPLESSIS

### PLACE-KICKER/ PUNTER

5-9 • 190 • Senior - 3L  
San Antonio, Texas

#### CAREER STATISTICS

Year	G	FGM	FGA	Long	%	PAT	Points
2017	1	0	0	0	0	0	0
2018	9	0	0	0	0	0	0
2019	12	9	11	43	81.8	25-25	52
2020	12	17	20	50	85.0	40-41	91
2021	6	11	15	46	73.3	27-27	60
<b>Totals</b>	<b>40</b>	<b>37</b>	<b>46</b>	<b>50</b>	<b>80.4</b>	<b>92-93</b>	<b>203</b>

#### 2021 GAME-BY-GAME

Opponent	FG	FGA	Long	PAT
at Illinois	3	3	32	4-4
vs. Lamar	3	3	46	6-6
vs. Middle Tenn.	2	4	38	3-3
at Memphis	1	1	42	4-4
vs. UNLV	1	3	25	3-3
at WKU	1	1	35	7-7
<b>Totals</b>	<b>11</b>	<b>15</b>	<b>46</b>	<b>27-27</b>

#### 2020 GAME-BY-GAME

Opponent	FG	FGA	Long	PAT
at Texas State	3	3	42	6-6
vs. SFA	1	1	28	3-3
vs. MT	3	3	35	4-4
at UAB	2	2	48	1-1
at #15 BYU	2	2	39	2-2
vs. Army	1	1	50	1-2
vs. LA Tech	2	3	37	3-3
at FAU	1	1	49	0-0
vs. UTEP	1	1	49	7-7
at Southern Miss	0	0	-	3-3
vs. North Texas	0	1	-	7-7
vs. #16 Louisiana	1	2	20	3-3
<b>Totals</b>	<b>17</b>	<b>20</b>	<b>50</b>	<b>40-41</b>

#### 2019 GAME-BY-GAME

Opponent	FG	FGA	Long	PAT
UIW	0	0	0	5-5
at Baylor	0	0	0	2-2
Army	0	1	0	1-1
at UNT	1	2	25	0-0
at UTEP	2	2	43	2-2
vs. UAB	0	0	0	2-2
vs. Rice	1	1	34	2-2
at Texas A&M	0	0	0	2-2
at ODU	1	1	22	3-3
vs. USM	1	1	25	2-2
vs. FAU	1	1	41	1-1
at LA Tech	2	2	28	3-3
<b>Totals</b>	<b>9</b>	<b>11</b>	<b>43</b>	<b>25-25</b>



# 20

## DENZEL FEASTER

### INSIDE LINEBACKER

6-3 • 225 • Senior - TR  
Austin, Texas

#### CAREER STATISTICS (2015-20 AT KANSAS)

Year	Pos.	G-GS	Tackles	Sacks-Yds.	TFL-Yds.	FF	FR	PBU	QBH
2015	LB	6-0	0	0-0	0-0	0	0	0	0
2016	LB	7-0	8	0-0	0-0	1	1	0	0
2018	LB	12-1	8	0-0	1.0-5	0	1	0	0
2020	LB	5-5	20	0-0	1.5-1	1	0	0	0
2021	LB	6-0	15	0-0	0.5-2	0	0	0	0
<b>Totals</b>	<b>36-6</b>	<b>51</b>	<b>0-0</b>	<b>3.0-8</b>	<b>2</b>	<b>2</b>	<b>0</b>	<b>0</b>	<b>0</b>

#### 2021 GAME-BY-GAME

Opponent	Tackles	Sacks	TFL-Y	FC	PBU	Int.	QBH
at Illinois	4	0-0	0-0	0	0	0	0
vs. Lamar	3	0-0	0-0	0	0	0	0
vs. Middle Tenn.	2	0-0	0-0	0	0	0	0
at Memphis	2	0-0	0-0	0	0	0	0
vs. UNLV	4	0-0	0.5-2	0	0	0	0
at WKU	0	0-0	0-0	0	0	0	0
<b>Totals</b>	<b>15</b>	<b>0-0</b>	<b>0.5-2</b>	<b>0</b>	<b>0</b>	<b>0</b>	<b>0</b>



# 4

## ZAKHARI FRANKLIN

### WIDE RECEIVER

6-1 • 185 • Junior - 2L  
Cedar Hill, Texas

#### CAREER STATISTICS

Year	G-GS	Att.	Yds.	Avg.	TD	LG	Rec.	Yds.	Avg.	TD	LG
2019	9-4	0	0	0	0	0	38	491	12.9	3	65
2020	10-9	1	8	8.0	0	8	49	694	14.2	7	52
2021	5-5	0	0	0	0	0	37	447	12.1	4	33
<b>Totals</b>	<b>24-18</b>	<b>1</b>	<b>8</b>	<b>8.0</b>	<b>0</b>	<b>8</b>	<b>124</b>	<b>1,632</b>	<b>13.2</b>	<b>14</b>	<b>65</b>

#### 2021 GAME-BY-GAME

Opponent	Att.	Yds.	TD	Long	Rec.	Yds.	TD	Long
at Illinois	0	0	0	0	10	155	1	25
vs. Lamar	0	0	0	0	4	77	1	32
vs. MT	0	0	0	0	8	114	1	33
at Memphis	0	0	0	0	7	51	1	12
vs. UNLV				DNP				
at WKU	0	0	0	0	8	50	0	19
<b>Totals</b>	<b>0</b>	<b>0</b>	<b>0</b>	<b>0</b>	<b>37</b>	<b>447</b>	<b>4</b>	<b>33</b>

#### 2020 GAME-BY-GAME

Opponent	Att.	Yds.	TD	Long	Rec.	Yds.	TD	Long
at Texas St.				DNP				
vs. SFA				DNP				
vs. MT	0	0	0	0	6	119	1	48
at UAB	0	0	0	0	2	10	0	11
at #15 BYU	1	8	0	8	7	79	1	32
vs. Army	0	0	0	0	12	138	2	24
vs. LA Tech	0	0	0	0	2	24	0	21
at FAU	0	0	0	0	3	20	0	13
vs. UTEP	0	0	0	0	6	118	1	45
at S. Miss	0	0	0	0	3	22	1	9
vs. UNT	0	0	0	0	3	49	0	23
vs. #16 LA	0	0	0	0	5	115	1	52
<b>Totals</b>	<b>1</b>	<b>8</b>	<b>0</b>	<b>8</b>	<b>49</b>	<b>694</b>	<b>7</b>	<b>52</b>

#### 2019 GAME-BY-GAME

Opponent	Att.	Yds.	TD	Long	Rec.	Yds.	TD	Long
vs. UIW	0	0	0	0	1	7	0	7
at Baylor	0	0	0	0	1	6	0	6
vs. Army				DNP				
at UNT	0	0	0	0	3	17	0	8
at UTEP				DNP				
vs. UAB				DNP				
vs. Rice	0	0	0	0	4	26	2	10
at TAMU	0	0	0	0	4	46	0	20
at ODU	0	0	0	0	6	134	0	65
vs. USM	0	0	0	0	7	97	0	35
vs. FAU	0	0	0	0	7	98	1	40
at LA Tech	0	0	0	0	5	60	0	24
<b>Totals</b>	<b>0</b>	<b>0</b>	<b>0</b>	<b>0</b>	<b>38</b>	<b>491</b>	<b>3</b>	<b>65</b>



# 86

## PETER GRAY

### TIGHT END

6-4 • 250 • Junior - 1L  
Tupelo, Miss.

#### CAREER STATISTICS

Year	Pos.	G-GS	Tackles	Sacks-Yds.	TFL-Yds.	FF	FR	PBU	QBH
2018	DL	3-0	3	0-0	0-0	0	0	0	0
2019	DL	0-0	0	0-0	0-0	0	0	0	0
2020	DL	9-1	3	0-0	0.5-2	0	0	0	0
<b>Totals</b>		<b>12-1</b>	<b>6</b>	<b>0-0</b>	<b>0.5-2</b>	<b>0</b>	<b>0</b>	<b>0</b>	<b>0</b>

#### 2021 GAME-BY-GAME

Opponent	Att.	Yds.	TD	Long	Rec.	Yds.	TD	Long
at Illinois								
vs. Lamar								
vs. MT								
at Memphis								
vs. UNLV								
at WKU								
<b>Totals</b>	<b>0</b>	<b>0</b>	<b>0</b>	<b>0</b>	<b>0</b>	<b>0</b>	<b>0</b>	<b>0</b>

#### 2020 GAME-BY-GAME

Opponent	Tackles	Sacks	TFL-Y	FC	PBU	Int.	QBH
at Texas State	1	0-0	0.5-2	0	0	0	0
vs. SFA	0	0-0	0-0	0	0	0	0
vs. MT	1	0-0	0-0	0	0	0	0
at UAB	0	0-0	0-0	0	0	0	0
at #15 BYU							
vs. Army							
vs. LA Tech							
at FAU	0	0-0	0-0	0	0	0	0
vs. UTEP	0	0-0	0-0	0	0	0	0
at Southern Miss	0	0-0	0-0	0	0	0	0
vs. North Texas	1	0-0	0-0	0	0	0	0
vs. #16 Louisiana	0	0-0	0-0	0	0	0	0
<b>Totals</b>	<b>3</b>	<b>0-0</b>	<b>0.5-2</b>	<b>0</b>	<b>0</b>	<b>0</b>	<b>0</b>



# 14

## DYWAN GRIFFIN

### CORNERBACK

5-11 • 180 • Junior - 2L  
New Orleans, La.

#### CAREER STATISTICS

Year	G-GS	Att.	Yds.	Avg.	TD	LG	Rec.	Yds.	Avg.	TD	LG
2019	11-1	2	9	4.5	0	7	7	26	3.7	0	10
2020	1-0	0	0	0	0	0	0	0	0	0	0
2021	1-0	0	0	0	0	0	0	0	0	0	0
<b>Totals</b>	<b>13-1</b>	<b>2</b>	<b>9</b>	<b>4.5</b>	<b>0</b>	<b>7</b>	<b>7</b>	<b>26</b>	<b>3.7</b>	<b>0</b>	<b>10</b>

#### 2021 GAME-BY-GAME

Opponent	Tackles	Sacks	TFL-Y	FC	PBU	Int.	QBH
at Illinois							
vs. Lamar	0	0-0	0-0	0	1	0	0
vs. Middle Tenn.							
at Memphis							
vs. UNLV							
at WKU	0	0-0	0-0	0	0	0	0
<b>Totals</b>	<b>0</b>	<b>0-0</b>	<b>0-0</b>	<b>0</b>	<b>1</b>	<b>0</b>	<b>0</b>

#### 2020 GAME-BY-GAME

Opponent	Tackles	Sacks	TFL-Y	FC	PBU	Int.	QBH
at Texas State							
vs. SFA							
vs. MT							
at UAB							
at #15 BYU							
vs. Army							
vs. LA Tech							
at FAU							
vs. UTEP	0	0-0	0-0	0	0	0	0
at Southern Miss							
vs. North Texas							
vs. #16 Louisiana							
<b>Totals</b>	<b>0</b>	<b>0-0</b>	<b>0-0</b>	<b>0</b>	<b>0</b>	<b>0</b>	<b>0</b>

#### 2019 GAME-BY-GAME

Opponent	Att.	Yds.	TD	Long	Rec.	Yds.	TD	Long
vs. UIW	0	0	0	0	0	0	0	0
at Baylor	0	0	0	0	1	3	0	3
vs. Army								
at UNT	0	0	0	0	1	6	0	6
at UTEP	0	0	0	0	1	2	0	2
vs. UAB	1	7	0	7	0	0	0	0
vs. Rice	0	0	0	0	1	1	0	1
at TAMU	0	0	0	0	1	10	0	10
at ODU	0	0	0	0	0	0	0	0
vs. USM	0	0	0	0	1	4	0	4
vs. FAU	1	2	0	2	1	0	0	0
at LA Tech	0	0	0	0	0	0	0	0
<b>Totals</b>	<b>2</b>	<b>9</b>	<b>0</b>	<b>7</b>	<b>7</b>	<b>26</b>	<b>0</b>	<b>10</b>



# 41

## DE'MARCO GUIDRY

### INSIDE LINEBACKER

6-0 • 220 • Senior - 3L  
La Marque, Texas

#### CAREER STATISTICS

Year	Pos.	G-GS	Tackles	Sacks-Yds.	TFL-Yds.	FF	FR	PBU	QBH
2018	LB	8-0	8	0-0	1.0-4	0	0	0	0
2019	LB	3-0	6	0-0	0-0	0	1	0	1
2020	LB	10-0	27	1.0-7	2.0-9	1	0	0	0
2021	LB	0-0	0	0	0	0	0	0	0
<b>Totals</b>		<b>21-0</b>	<b>41</b>	<b>1.0-7</b>	<b>3.0-13</b>	<b>1</b>	<b>1</b>	<b>0</b>	<b>1</b>

#### 2021 GAME-BY-GAME

Opponent	Tackles	Sacks	TFL-Y	FC	PBU	Int.	QBH
at Illinois							
vs. Lamar							
vs. Middle Tenn.							
at Memphis							
vs. UNLV							
at WKU							
<b>Totals</b>	<b>0</b>	<b>0-0</b>	<b>0-0</b>	<b>0</b>	<b>0</b>	<b>0</b>	<b>0</b>

#### 2020 GAME-BY-GAME

Opponent	Tackles	Sacks	TFL-Y	FC	PBU	Int.	QBH
at Texas State	4	0-0	0.5-0	0	0	0	0
vs. SFA	0	0-0	0-0	0	0	0	0
vs. MT	2	1.0-7	1.0-7	0	0	0	0
at UAB	1	0-0	0-0	0	0	0	0
at #15 BYU	2	0-0	0-0	0	0	0	0
vs. Army	2	0-0	0-0	0	0	0	0
vs. LA Tech	3	0-0	0-0	0	0	0	0
at FAU	5	0-0	0.5-2	0	0	0	0
vs. UTEP							
at Southern Miss							
vs. North Texas	3	0-0	0-0	0	0	0	0
#16 Louisiana	5	0-0	0-0	1	0	0	0
<b>Totals</b>	<b>27</b>	<b>1.0-7</b>	<b>2.0-9</b>	<b>1</b>	<b>0</b>	<b>0</b>	<b>0</b>

#### 2019 GAME-BY-GAME

Opponent	Tackles	Sacks	TFL-Y	FC	PBU	Int.	QBH
vs. UIW	2	0-0	0-0	0	0	0	0
at Baylor							
vs. Army	1	0-0	0-0	0	0	0	0
at UNT	3	0-0	0-0	0	0	0	1
at UTEP							
vs. UAB							
vs. Rice							
at Texas A&M							
at ODU							
vs. USM							
vs. FAU							
at LA Tech							
<b>Totals</b>	<b>6</b>	<b>0-0</b>	<b>0-0</b>	<b>0</b>	<b>0</b>	<b>0</b>	<b>1</b>

#### 2018 GAME-BY-GAME

Opponent	Tackles	Sacks	TFL-Y	FC	PBU	Int.	QBH
vs. UTEP	2	0-0	0-0	0	0	0	0
at Rice	1	0-0	0-0	0	0	0	0
vs. LA Tech	3	0-0	0-0	0	0	0	0
at Southern Miss	0	0-0	0-0	0	0	0	0
at UAB	2	0-0	1.0-4	0	0	0	0
vs. FIU	0	0-0	0-0	0	0	0	0
at Marshall	0	0-0	0-0	0	0	0	0
vs. North Texas	0	0-0	0-0	0	0	0	0
<b>Totals</b>	<b>8</b>	<b>0-0</b>	<b>1.0-4</b>	<b>0</b>	<b>0</b>	<b>0</b>	<b>0</b>



# 15

## TREVOR HARMANSON

### INSIDE LINEBACKER

**6-3 • 225 • Senior - 21**  
Dickinson, Texas

#### CAREER STATISTICS

Year	Pos.	G-GS	Tackles	Sacks-Yds.	TFL-Yds.	FF	FR	PBU	QBH
2019	LB	12-8	48	0-0	8.5-19	0	1	1	0
2020	LB	12-12	73	1.0-4	9.0-31	1	1	3	7
2021	LB	6-6	27	0-0	1.0-2	0	0	0	0
<b>Totals</b>		<b>30-26</b>	<b>148</b>	<b>1.0-4</b>	<b>18.5-52</b>	<b>1</b>	<b>2</b>	<b>4</b>	<b>7</b>

#### 2021 GAME-BY-GAME

Opponent	Tackles	Sacks	TFL-Y	FC	PBU	Int.	QBH
at Illinois	9	0-0	0-0	0	0	0	0
vs. Lamar	3	0-0	0-0	0	0	0	0
vs. MT	2	0-0	0-0	0	0	0	0
at Memphis	4	0-0	0-0	0	0	0	0
vs. UNLV	4	0-0	1.0-2	0	0	0	0
at WKU	5	0-0	0-0	0	0	0	0
<b>Totals</b>	<b>27</b>	<b>0-0</b>	<b>1.0-2</b>	<b>0</b>	<b>0</b>	<b>0</b>	<b>0</b>

#### 2020 GAME-BY-GAME

Opponent	Tackles	Sacks	TFL-Y	FC	PBU	Int.	QBH
at Texas State	5	0-0	0.5-0	0	0	0	0
vs. SFA	7	0.5-2	1.5-3	0	0	0	2
vs. MT	8	0-0	1.5-13	0	0	0	1
at UAB	4	0-0	1.0-3	0	0	1	0
at #15 BYU	5	0-0	1.0-1	0	0	0	0
vs. Army	5	0-0	0-0	0	0	0	0
vs. LA Tech	8	0.5-2	0.5-2	0	0	0	1
at FAU	7	0-0	2.0-4	0	0	0	1
vs. UTEP	2	0-0	0-0	0	0	0	0
at Southern Miss	8	0-0	0-0	0	1	0	0
vs. North Texas	9	0-0	0-0	1	1	0	2
vs. #16 Louisiana	5	0-0	0-0	0	1	0	0
<b>Totals</b>	<b>73</b>	<b>1.0-4</b>	<b>9.0-31</b>	<b>1</b>	<b>3</b>	<b>1</b>	<b>7</b>

#### 2019 GAME-BY-GAME

Opponent	Tackles	Sacks	TFL-Y	FC	PBU	Int.	QBH
vs. UIW	2	0-0	0-0	0	0	0	0
at Baylor	1	0-0	1.0-1	0	0	0	0
vs. Army	0	0-0	0-0	0	0	0	0
at UNT	1	0-0	0-0	0	0	0	0
at UTEP	7	0-0	3.0-6	0	0	0	0
vs. UAB	8	0-0	1.0-6	0	0	0	0
vs. Rice	4	0-0	0-0	0	0	0	0
at Texas A&M	1	0-0	0-0	0	0	0	0
at ODU	3	0-0	1.0-3	0	0	0	0
vs. USM	10	0-0	0-0	0	1	0	0
vs. FAU	7	0-0	1.0-1	0	0	0	0
at LA Tech	4	0-0	1.5-2	0	0	0	0
<b>Totals</b>	<b>48</b>	<b>0-0</b>	<b>8.5-19</b>	<b>0</b>	<b>1</b>	<b>0</b>	<b>0</b>



# 0

## FRANK HARRIS

### QUARTERBACK

**6-0 • 200 • Senior - 21**  
Schertz, Texas

#### CAREER STATISTICS

Year	G-GS	Rush	Yds	TD	Comp.	Att.	Int.	Pct.	Yds.	TD	Long
2019	4-4	39	126	0	66	91	2	72.5	486	3	37
2020	11-10	95	528	9	159	250	6	63.6	1,630	12	54
2021	6-6	42	164	1	127	182	3	69.8	1,475	12	47
<b>Totals</b>	<b>21-20</b>	<b>176</b>	<b>818</b>	<b>10</b>	<b>352</b>	<b>523</b>	<b>11</b>	<b>67.3</b>	<b>3,591</b>	<b>27</b>	<b>54</b>

#### 2021 GAME-BY-GAME

Opponent	Comp.-Att.-Int.	Yds.	TD	Long	Rush	Yds.	TD	Long
at Illinois	20-32-0	280	1	43	8	33	1	17
vs. Lamar	13-15-0	118	0	31	1	3	0	3
vs. Middle Tenn.	24-39-2	264	2	33	10	56	0	23
at Memphis	18-28-0	186	1	47	7	-1	0	9
vs. UNLV	24-30-0	278	2	32	7	22	0	7
at WKU	28-38-1	349	6	44	9	51	0	14
<b>Totals</b>	<b>127-182-3</b>	<b>1,475</b>	<b>12</b>	<b>47</b>	<b>42</b>	<b>164</b>	<b>1</b>	<b>23</b>

#### 2020 GAME-BY-GAME

Opponent	Comp.-Att.-Int.	Yds.	TD	Long	Rush	Yds.	TD	Long
at Texas State	23-31-0	169	1	44	11	51	3	23
vs. SFA	23-36-1	269	1	35	17	104	2	23
vs. MT	7-13-0	70	1	25	4	7	0	20
at UAB	DNP							
at #15 BYU	7-13-1	58	0	21	2	4	0	3
vs. Army	3-8-0	31	1	20	3	21	0	8
vs. LA Tech	18-33-2	189	0	54	10	5	0	10
at FAU	12-26-0	109	0	18	14	66	0	50
vs. UTEP	22-26-0	312	3	45	5	43	2	35
at Southern Miss	12-19-1	71	1	18	5	23	0	9
vs. North Texas	19-24-0	144	2	23	6	113	1	71
vs. #16 Louisiana	13-21-1	208	2	54	18	91	1	15
<b>Totals</b>	<b>159-250-6</b>	<b>1,630</b>	<b>12</b>	<b>54</b>	<b>95</b>	<b>528</b>	<b>9</b>	<b>71</b>

#### 2019 GAME-BY-GAME

Opponent	Comp.-Att.-Int.	Yds.	TD	Long	Rush	Yds.	TD	Long
vs. UIW	28-36-1	206	3	36	15	123	0	24
at Baylor	15-24-0	93	0	17	9	3	0	8
vs. Army	23-31-1	187	0	37	14	1	0	7
at UNT	0-0-0	0	0	0	1	-1	0	-1
at UTEP	DNP							
vs. UAB	DNP							
vs. Rice	DNP							
at TAMU	DNP							
at ODU	DNP							
vs. USM	DNP							
vs. FAU	DNP							
at LA Tech	DNP							
<b>Totals</b>	<b>66-91-2</b>	<b>486</b>	<b>3</b>	<b>37</b>	<b>39</b>	<b>126</b>	<b>0</b>	<b>24</b>



# 1

## JAYLON HAYNES

### DEFENSIVE LINEMAN

**6-2 • 300 • Senior - 41**  
Wharton, Texas

#### CAREER STATISTICS

Year	Pos.	G-GS	Tackles	Sacks-Yds.	TFL-Yds.	FF	FR	PBU	QBH
2017	DT	4-0	4	0-0	1.0-7	0	0	0	0
2018	DT	12-1	18	1.0-7	2.0-9	1	0	0	0
2019	DT	12-10	40	2.0-9	12.5-35	1	1	2	6
2020	DL	9-8	20	4.0-12	6.0-15	0	0	0	3
2021	DL	6-6	12	0-0	1.0-2	0	0	0	3
<b>Totals</b>		<b>43-25</b>	<b>94</b>	<b>7.0-28</b>	<b>22.5-62</b>	<b>2</b>	<b>1</b>	<b>2</b>	<b>12</b>

#### 2021 GAME-BY-GAME

Opponent	Tackles	Sacks	TFL-Y	FC	PBU	Int.	QBH
at Illinois	4	0-0	1-2	0	0	0	0
vs. Lamar	1	0-0	0-0	0	0	0	0
vs. Middle Tenn.	1	0-0	0-0	0	0	0	2
at Memphis	1	0-0	0-0	0	0	0	0
vs. UNLV	5	0-0	0-0	0	0	0	1
at WKU	0	0-0	0-0	0	0	0	0
<b>Totals</b>	<b>12</b>	<b>0-0</b>	<b>1.0-2</b>	<b>0</b>	<b>0</b>	<b>0</b>	<b>3</b>

#### 2020 GAME-BY-GAME

Opponent	Tackles	Sacks	TFL-Y	FC	PBU	Int.	QBH
at Texas State	4	1.0-2	2.0-4	0	0	0	0
vs. SFA	6	2.0-4	3.0-5	0	0	0	0
vs. MT	0	0-0	0-0	0	0	0	1
at UAB	DNP						
at #15 BYU	DNP						
vs. Army	3	0-0	0-0	0	0	0	0
vs. LA Tech	1	0-0	0-0	0	0	0	1
at FAU	DNP						
vs. UTEP	1	0-0	0-0	0	0	0	0
at Southern Miss	1	0-0	0-0	0	0	0	0
vs. North Texas	3	1.0-6	1.0-6	0	0	0	1
vs. #16 Louisiana	1	0-0	0-0	0	0	0	0
<b>Totals</b>	<b>20</b>	<b>4.0-12</b>	<b>6.0-15</b>	<b>0</b>	<b>0</b>	<b>0</b>	<b>3</b>

#### 2019 GAME-BY-GAME

Opponent	Tackles	Sacks	TFL-Y	FC	PBU	Int.	QBH
vs. UIW	3	1.0-7	1.0-7	0	0	0	2
at Baylor	0	0-0	0-0	0	0	0	0
vs. Army	7	0-0	0-0	0	0	0	0
at UNT	2	0-0	1.0-1	0	0	0	0
at UTEP	2	0-0	0-0	0	0	0	1
vs. UAB	2	0-0	0.5-2	0	0	0	0
vs. Rice	5	0-0	3.0-5	0	1	0	0
at Texas A&M	5	0-0	0.5-1	0	0	0	0
at ODU	4	1.0-2	2.5-4	0	0	0	0
vs. USM	3	0-0	3.0-9	1	0	0	0
vs. FAU	4	0-0	1.0-6	0	1	0	3
at LA Tech	3	0-0	0.0	0	0	0	0
<b>Totals</b>	<b>40</b>	<b>3.0-16</b>	<b>12.5-35</b>	<b>1</b>	<b>2</b>	<b>0</b>	<b>6</b>

2018 GAME-BY-GAME							
Opponent	Tackles	Sacks	TFL-Y	FC	PBU	Int.	QBH
at Arizona State	3	0-0	0-0	0	0	0	0
vs. Baylor	2	1.0-7	1.0-7	0	0	0	0
at Kansas State	2	0-0	1.0-2	1	0	0	0
vs. Texas State	0	0-0	0-0	0	0	0	0
vs. UTEP	3	0-0	0-0	0	0	0	0
at Rice	2	0-0	0-0	0	0	0	0
vs. LA Tech	0	0-0	0-0	0	0	0	0
at Southern Miss	1	0-0	0-0	0	0	0	0
at UAB	3	0-0	0-0	0	0	0	0
vs. FIU	0	0-0	0-0	0	0	0	0
at Marshall	2	0-0	0-0	0	0	0	0
vs. North Texas	0	0-0	0-0	0	0	0	0
<b>Totals</b>	<b>18</b>	<b>1.0-7</b>	<b>2.0-9</b>	<b>1</b>	<b>0</b>	<b>0</b>	<b>0</b>

2017 GAME-BY-GAME							
Opponent	Tackles	Sacks	TFL-Y	FC	PBU	Int.	QBH
vs. Houston		DNP					
at Baylor		DNP					
vs. Southern	1	0-0	1.0-1	0	0	0	0
at Texas State	1	0-0	0-0	0	0	0	0
vs. Southern Miss		DNP					
at North Texas		DNP					
vs. Rice		DNP					
at UTEP	1	0-0	0-0	0	0	0	0
at FIU		DNP					
vs. UAB		DNP					
vs. Marshall	1	0-0	0-0	0	0	0	0
at LA Tech		DNP					
<b>Totals</b>	<b>4</b>	<b>0-0</b>	<b>1.0-1</b>	<b>0</b>	<b>0</b>	<b>0</b>	<b>0</b>



**45**

**DEQUARIUS  
HENRY**

**OUTSIDE LINEBACKER**

**6-3 • 240 • Senior - 4L  
Houston, Texas**

CAREER STATISTICS									
Year	Pos.	G-GS	Tackles	Sacks-Yds.	TFL-Yds.	FF	FR	PBU	QBH
2017	DE	3-0	2	0-0	0.5-1	0	0	0	0
2018	DE	12-0	24	4.0-28	5.0-30	2	1	0	2
2019	DE	12-0	29	5.0-34	9.0-50	1	0	0	3
2020	LB	12-1	22	1.0-6	2.0-7	1	0	0	1
2021	LB	5-0	8	0.5-4	2.5-12	0	0	0	1
<b>Totals</b>		<b>45-1</b>	<b>85</b>	<b>10.5-72</b>	<b>19.0-100</b>	<b>4</b>	<b>1</b>	<b>0</b>	<b>7</b>

2021 GAME-BY-GAME							
Opponent	Tackles	Sacks	TFL-Y	FC	PBU	Int.	QBH
at Illinois	0	0-0	0-0	0	0	0	1
vs. Lamar	2	0-0	0-0	0	0	0	0
vs. Middle Tenn.	0	0-0	0-0	0	0	0	0
at Memphis	3	0-0	1.0-4	0	0	0	0
vs. UNLV	3	0.5-4	1.5-8	0	0	0	0
at WKU	0	0-0	0-0	0	0	0	0
<b>Totals</b>	<b>8</b>	<b>0.5-4</b>	<b>2.5-12</b>	<b>0</b>	<b>0</b>	<b>0</b>	<b>1</b>

2020 GAME-BY-GAME							
Opponent	Tackles	Sacks	TFL-Y	FC	PBU	Int.	QBH
at Texas State	4	0-0	0-0	0	0	0	1
vs. SFA	2	0-0	1.0-1	0	0	0	0
vs. MT	3	0-0	0-0	0	0	0	0
at UAB	3	0-0	0-0	0	0	0	0
at #15 BYU	1	0-0	0-0	0	0	0	0
vs. Army	1	0-0	0-0	0	0	0	0
vs. LA Tech	0	0-0	0-0	0	0	0	0
at FAU	1	0-0	0-0	0	0	0	0
vs. UTEP	1	1.0-6	1.0-6	1	0	0	0
at Southern Miss	0	0-0	0-0	0	0	0	0
vs. North Texas	4	0-0	0-0	0	0	0	0
vs. #16 Louisiana	2	0-0	0-0	0	0	0	0
<b>Totals</b>	<b>22</b>	<b>1.0-6</b>	<b>2.0-7</b>	<b>1</b>	<b>0</b>	<b>0</b>	<b>1</b>

2019 GAME-BY-GAME							
Opponent	Tackles	Sacks	TFL-Y	FC	PBU	Int.	QBH
vs. UIW	2	1.0-1	1.0-1	0	0	0	0
at Baylor	1	0-0	0-0	0	0	0	0
vs. Army	2	0-0	0-0	0	0	0	0
at UNT	0	0-0	0-0	0	0	0	0
at UTEP	3	1.0-8	2.0-13	0	0	0	0
vs. UAB	4	0-0	0-0	0	0	0	0
vs. Rice	6	1.5-17	3.5-24	1	0	0	0
at Texas A&M	3	0-0	0-0	0	0	0	1
at ODU	1	0-0	0-0	0	0	0	0
vs. USM	2	0.5-5	0.5-5	0	0	0	0
vs. FAU	1	0-0	0-0	0	0	0	2
at LA Tech	4	1.0-3	2.0-7	0	0	0	0
<b>Totals</b>	<b>29</b>	<b>5.0-34</b>	<b>9.0-50</b>	<b>1</b>	<b>0</b>	<b>0</b>	<b>3</b>

2018 GAME-BY-GAME							
Opponent	Tackles	Sacks	TFL-Y	FC	PBU	Int.	QBH
at Arizona State	0	0-0	0-0	0	0	0	0
vs. Baylor	1	0-0	0-0	0	0	0	0
at Kansas State	2	0-0	0-0	0	0	0	0
vs. Texas State	1	1.0-8	1.0-8	0	0	0	0
vs. UTEP	6	1.0-3	2.0-5	1	0	0	0
at Rice	3	0-0	0-0	0	0	0	0
vs. LA Tech	3	1.0-8	1.0-8	1	0	0	0
at Southern Miss	2	0-0	0-0	0	0	0	0
at UAB	1	0-0	0-0	0	0	0	0
vs. FIU	3	1.0-9	1.0-9	0	0	0	1
at Marshall	1	0-0	0-0	0	0	0	1
vs. North Texas	1	0-0	0-0	0	0	0	0
<b>Totals</b>	<b>24</b>	<b>4.0-28</b>	<b>5.0-30</b>	<b>2</b>	<b>0</b>	<b>0</b>	<b>2</b>

2017 GAME-BY-GAME							
Opponent	Tackles	Sacks	TFL-Y	FC	PBU	Int.	QBH
vs. Houston		DNP					
at Baylor	1	0-0	0-0	0	0	0	0
vs. Southern	0	0-0	0-0	0	0	0	0
at Texas State	1	0-0	0.5-1	0	0	0	0
vs. Southern Miss		DNP					
at North Texas		DNP					
vs. Rice		DNP					
at UTEP							
at FIU		DNP					
vs. UAB		DNP					
vs. Marshall							
at LA Tech		DNP					
<b>Totals</b>	<b>4</b>	<b>0-0</b>	<b>1.0-1</b>	<b>0</b>	<b>0</b>	<b>0</b>	<b>0</b>



**9**

**CLARENCE  
HICKS**

**OUTSIDE LINEBACKER**

**6-2 • 225 • Senior - 2L  
Pensacola, Fla.**

CAREER STATISTICS									
Year	Pos.	G-GS	Tackles	Sacks-Yds.	TFL-Yds.	FF	FR	PBU	QBH
2019	DE	12-0	25	2.0-3	10.0-18	1	0	1	3
2020	LB	12-8	46	0.0-0	4.5-11	1	0	2	7
2021	LB	6-5	16	3.5-25	5.5-30	1	0	0	2
<b>Totals</b>		<b>30-13</b>	<b>87</b>	<b>5.5-28</b>	<b>20.0-59</b>	<b>3</b>	<b>0</b>	<b>3</b>	<b>12</b>

2021 GAME-BY-GAME							
Opponent	Tackles	Sacks	TFL-Y	FC	PBU	Int.	QBH
at Illinois	3	0-0	1.0-1	0	0	0	0
vs. Lamar	0	0-0	0-0	0	0	0	0
vs. Middle Tenn.	4	1.0-5	1.0-5	0	0	0	0
at Memphis	6	2.0-15	3.0-19	1	0	0	0
vs. UNLV	1	0.5-5	0.5-5	0	0	0	1
at WKU	2	0-0	0-0	0	0	1	1
<b>Totals</b>	<b>16</b>	<b>3.5-25</b>	<b>5.5-30</b>	<b>1</b>	<b>0</b>	<b>1</b>	<b>2</b>

2020 GAME-BY-GAME							
Opponent	Tackles	Sacks	TFL-Y	FC	PBU	Int.	QBH
at Texas State	4	0-0	1.5-4	0	1	0	0
vs. SFA	5	0-0	0.5-0	1	0	0	0
vs. MT	6	0-0	0-0	0	0	0	1
at UAB	2	0-0	0-0	0	0	0	0
at #15 BYU	2	0-0	0-0	0	0	0	0
vs. Army	4	0-0	0-0	0	0	0	0
vs. LA Tech	4	0-0	0.5-2	0	0	0	1
at FAU	5	0-0	0.5-2	0	0	0	0
vs. UTEP	1	0-0	0-0	0	0	0	2
at Southern Miss	3	0-0	1.0-1	0	1	0	2
vs. North Texas	4	0-0	0-0	0	0	1	1
vs. #16 Louisiana	6	0-0	1.0-2	0	0	0	0
<b>Totals</b>	<b>46</b>	<b>0-0</b>	<b>4.5-11</b>	<b>1</b>	<b>2</b>	<b>1</b>	<b>7</b>

2019 GAME-BY-GAME							
Opponent	Tackles	Sacks	TFL-Y	FC	PBU	Int.	QBH
vs. UIW	1	0-0	0-0	0	0	0	1
at Baylor	0	0-0	0-0	0	0	0	0
vs. Army	0	0-0	0-0	0	0	0	0
at UNT	2	0-0	1.0-2	0	0	0	0
at UTEP	1	0-0	1.0-2	0	0	0	0
vs. UAB	0	0-0	0-0	0	0	0	1
vs. Rice	0	0-0	0-0	0	0	0	0
at Texas A&M	3	0-0	1.0-1	0	0	0	0
at ODU	5	1.0-0	1.0-2	0	0	0	0
vs. USM	3	0-0	3.0-4	0	1	0	1
vs. FAU	4	0-0	2.0-4	0	0	0	0
at LA Tech	6	1.0-3	1.0-3	0	0	0	0
<b>Totals</b>	<b>25</b>	<b>2.0-3</b>	<b>100-18</b>	<b>1</b>	<b>1</b>	<b>0</b>	<b>3</b>



**18**

**MALIK JONES**

**OUTSIDE LINEBACKER**

**6-2 • 190 • Sophomore - TR  
Grenada, Miss.**

**CAREER STATISTICS**

Year	Pos.	G-GS	Tackles	Sacks-Yds.	TFL-Yds.	FF	FR	PBU	QBH
2021	LB	6-0	2	0-0	0-0	0	0	0	0
<b>Totals</b>		<b>6-0</b>	<b>2</b>	<b>0-0</b>	<b>0-0</b>	<b>0</b>	<b>0</b>	<b>0</b>	<b>0</b>

**2021 GAME-BY-GAME**

Opponent	Tackles	Sacks	TFL-Y	FC	PBU	Int.	QBH
at Illinois	0	0-0	0-0	0	0	0	0
vs. Lamar	2	0-0	0-0	0	0	0	0
vs. Middle Tenn.	0	0-0	0-0	0	0	0	0
at Memphis	0	0-0	0-0	0	0	0	0
vs. UNLV	0	0-0	0-0	0	0	0	0
at WKU	0	0-0	0-0	0	0	0	0
<b>Totals</b>	<b>2</b>	<b>0-0</b>	<b>0-0</b>	<b>0</b>	<b>0</b>	<b>0</b>	<b>0</b>



**13**

**SHELDON JONES**

**WIDE RECEIVER**

**5-9 • 160 • Senior - 3L  
New Orleans, La.**

**CAREER STATISTICS**

Year	G-GS	Att.	Yds.	Avg.	TD	LG	Rec.	Yds.	Avg.	TD	LG
2018	10-2	1	3	3.0	0	3	10	74	7.4	0	18
2019	12-10	1	-4	-4.0	0	-4	31	259	8.4	0	36
2020	12-6	0	0	0.0	0	0	11	134	12.2	0	27
2021	6-0	0	0	0.0	0	0	1	7	7.0	0	7
<b>Totals</b>	<b>40-18</b>	<b>2</b>	<b>-1</b>	<b>-0.5</b>	<b>0</b>	<b>3</b>	<b>53</b>	<b>474</b>	<b>8.9</b>	<b>0</b>	<b>36</b>

2021 GAME-BY-GAME								
Opponent	Att.	Yds.	TD	Long	Rec.	Yds.	TD	Long
at Illinois	0	0	0	0	0	0	0	0
vs. Lamar	0	0	0	0	1	7	0	7
vs. MT	0	0	0	0	0	0	0	0
at Memphis	0	0	0	0	0	0	0	0
vs. UNLV	0	0	0	0	0	0	0	0
at WKU	0	0	0	0	0	0	0	0
<b>Totals</b>	<b>0</b>	<b>0</b>	<b>0</b>	<b>0</b>	<b>1</b>	<b>7</b>	<b>0</b>	<b>7</b>

2020 GAME-BY-GAME								
Opponent	Att.	Yds.	TD	Long	Rec.	Yds.	TD	Long
at Texas St.	0	0	0	0	2	14	0	9
vs. SFA	0	0	0	0	4	54	0	27
vs. MT	0	0	0	0	1	16	0	16
at UAB	0	0	0	0	1	16	0	16
at #15 BYU	0	0	0	0	1	21	0	21
vs. Army	0	0	0	0	0	0	0	0
vs. LA Tech	0	0	0	0	1	10	0	10
at FAU	0	0	0	0	0	0	0	0
vs. UTEP	0	0	0	0	0	0	0	0
at S. Miss	0	0	0	0	0	0	0	0
vs. UNT	0	0	0	0	1	3	0	3
vs. #16 LA	0	0	0	0	0	0	0	0
<b>Totals</b>	<b>0</b>	<b>0</b>	<b>0</b>	<b>0</b>	<b>11</b>	<b>134</b>	<b>0</b>	<b>27</b>

2019 GAME-BY-GAME								
	Att.	Yds.	TD	Long	Rec.	Yds.	TD	Long
vs. UIW	0	0	0	0	2	8	0	5
at Baylor	0	0	0	0	2	10	0	5
vs. Army	0	0	0	0	3	13	0	14
at UNT	0	0	0	0	6	41	0	12
at UTEP	0	0	0	0	0	0	0	0
vs. UAB	0	0	0	0	0	0	0	0
vs. Rice	0	0	0	0	2	15	0	13
at TAMU	0	0	0	0	0	0	0	0
at ODU	0	0	0	0	3	8	0	4
vs. USM	0	0	0	0	2	31	0	18
vs. FAU	0	0	0	0	2	13	0	10
at LA Tech	0	0	0	0	8	115	0	36
<b>Totals</b>	<b>0</b>	<b>0</b>	<b>0</b>	<b>0</b>	<b>31</b>	<b>259</b>	<b>0</b>	<b>36</b>

2018 GAME-BY-GAME								
	Att.	Yds.	TD	Long	Rec.	Yds.	TD	Long
at Ariz. St.	0	0	0	0	1	8	0	8
at Kansas St.	0	0	0	0	0	0	0	0
vs. TXST	1	3	0	3	0	0	0	0
vs. UTEP	0	0	0	0	1	8	0	8
at Rice	0	0	0	0	0	0	0	0
vs. LA Tech	0	0	0	0	2	10	0	6
at UAB	0	0	0	0	0	0	0	0
vs. FIU	0	0	0	0	0	0	0	0
at Marshall	0	0	0	0	3	18	0	11
vs. UNT	0	0	0	0	3	30	0	18
<b>Totals</b>	<b>1</b>	<b>3</b>	<b>0</b>	<b>3</b>	<b>10</b>	<b>74</b>	<b>0</b>	<b>18</b>



**85**

**KENNEDY LEWIS**

**WIDE RECEIVER**

**6-3 • 190 • Freshman - TR  
Melissa, Texas**

**CAREER STATISTICS (2020 AT TEXAS)**

Year	G-GS	Att.	Yds.	Avg.	TD	LG	Rec.	Yds.	Avg.	TD	LG
2020	2-0	0	0	0	0	0	1	37	37.0	0	37
2021	1-0	0	0	0	0	0	0	0	0	0	0
<b>Totals</b>	<b>3-0</b>	<b>0</b>	<b>0</b>	<b>0</b>	<b>0</b>	<b>0</b>	<b>1</b>	<b>37</b>	<b>37.0</b>	<b>0</b>	<b>37</b>

**2021 GAME-BY-GAME**

Opponent	Att.	Yds.	TD	Long	Rec.	Yds.	TD	Long
at Illinois				DNP				
vs. Lamar	0	0	0	0	0	0	0	0
vs. MT				DNP				
at Memphis				DNP				
vs. UNLV				DNP				
at WKU				DNP				
<b>Totals</b>	<b>0</b>	<b>0</b>	<b>0</b>	<b>0</b>	<b>0</b>	<b>0</b>	<b>0</b>	<b>0</b>



**8**

**JAMAL LIGON**

**INSIDE LINEBACKER**

**6-2 • 220 • Sophomore - 1L  
Tyler, Texas**

**CAREER STATISTICS**

Year	Pos.	G-GS	Tackles	Sacks-Yds.	TFL-Yds.	FF	FR	PBU	QBH
2020	LB	11-9	72	4.0-26	7.5-42	2	2	1	4
2021	LB	5-5	21	0-0	0-0	0	0	1	1
<b>Totals</b>		<b>16-14</b>	<b>93</b>	<b>4.0-26</b>	<b>7.5-42</b>	<b>2</b>	<b>2</b>	<b>2</b>	<b>5</b>

**2021 GAME-BY-GAME**

Opponent	Tackles	Sacks	TFL-Y	FC	PBU	Int.	QBH
at Illinois	6	0-0	0-0	0	0	0	0
vs. Lamar	5	0-0	0-0	0	0	0	0
vs. Middle Tenn.	4	0-0	0-0	0	0	0	0
at Memphis	1	0-0	0-0	0	1	0	0
vs. UNLV	6	0-0	0-0	0	0	0	1
at WKU						DNP	
<b>Totals</b>	<b>21</b>	<b>0-0</b>	<b>0-0</b>	<b>0</b>	<b>1</b>	<b>0</b>	<b>1</b>

2020 GAME-BY-GAME							
Opponent	Tackles	Sacks	TFL-Y	FC	PBU	Int.	QBH
at Texas State	4	1.0-2	1.0-2	0	0	0	0
vs. SFA	2	0-0	1.0-13	0	0	0	0
vs. MT	19	1.5-10	1.5-10	0	0	0	2
at UAB	5	0-0	0-0	1	0	0	0
at #15 BYU	3	0-0	0-0	0	0	0	0
vs. Army	9	0-0	0-0	0	0	0	0
vs. LA Tech	7	0.5-2	1.5-4	0	1	0	0
at FAU	3	0-0	0.5-0	0	0	0	0
vs. UTEP	7	0-0	0.5-1	0	0	0	1
at Southern Miss	9	1.0-12	1.0-12	1	0	0	0
vs. North Texas	4	0-0	0-0	0	1	0	0
vs. #16 Louisiana		DNP					
<b>Totals</b>	<b>72</b>	<b>4.0-26</b>	<b>7.5-42</b>	<b>2</b>	<b>2</b>	<b>0</b>	<b>3</b>



**38**

**TYLER MAHNKE**

**INSIDE LINEBACKER**

**6-3 • 235 • Senior - 3L  
San Jose, Calif.**

CAREER STATISTICS									
Year	Pos.	G-GS	Tackles	Sacks-Yds.	TFL-Yds.	FF	FR	PBU	QBH
2018	LB	12-0	6	0-0	0-0	0	0	0	0
2019	LB	12-0	5	0-0	0-0	0	0	0	0
2020	LB	10-3	34	0-0	2.0-3	1	0	2	0
2021	LB	6-0	2	0-0	0.5-0	0	0	0	1
<b>Totals</b>	<b>39-3</b>	<b>47</b>	<b>0-0</b>	<b>2.5-3</b>	<b>1</b>	<b>0</b>	<b>2</b>	<b>1</b>	<b>1</b>

2021 GAME-BY-GAME							
Opponent	Tackles	Sacks	TFL-Y	FC	PBU	Int.	QBH
at Illinois	1	0-0	0-0	0	0	0	0
vs. Lamar	1	0-0	0.5-0	0	0	0	0
vs. Middle Tenn.	0	0-0	0-0	0	0	0	1
at Memphis	0	0-0	0-0	0	0	0	0
vs. UNLV	0	0-0	0-0	0	0	0	0
at WKU	0	0-0	0-0	0	0	0	0
<b>Totals</b>	<b>2</b>	<b>0-0</b>	<b>0.5-0</b>	<b>0</b>	<b>0</b>	<b>0</b>	<b>1</b>

2020 GAME-BY-GAME							
Opponent	Tackles	Sacks	TFL-Y	FC	PBU	Int.	QBH
at Texas State	7	0-0	0.5-1	0	0	0	0
vs. SFA		DNP					
vs. MT		DNP					
at UAB	1	0-0	0-0	0	0	0	0
at #15 BYU	1	0-0	0-0	0	1	0	0
vs. Army	3	0-0	0-0	0	0	0	0
vs. LA Tech	1	0-0	0-0	1	0	0	0
at FAU	4	0-0	0.5-1	0	1	0	0
vs. UTEP	2	0-0	0-0	0	0	0	0
at Southern Miss	2	0-0	0-0	0	0	0	0
vs. North Texas	5	0-0	1.0-1	0	0	0	0
vs. #16 Louisiana	8	0-0	0-0	0	0	0	0
<b>Totals</b>	<b>34</b>	<b>0-0</b>	<b>2.0-3</b>	<b>1</b>	<b>2</b>	<b>0</b>	<b>0</b>

2019 GAME-BY-GAME							
Opponent	Tackles	Sacks	TFL-Y	FC	PBU	Int.	QBH
vs. UIW	1	0-0	0-0	0	0	0	0
at Baylor	3	0-0	0-0	0	0	0	0
vs. Army	0	0-0	0-0	0	0	0	0
at UNT	0	0-0	0-0	0	0	0	0
at UTEP	0	0-0	0-0	0	0	0	0
vs. UAB	0	0-0	0-0	0	0	0	0
vs. Rice	0	0-0	0-0	0	0	0	0
at Texas A&M	0	0-0	0-0	0	0	0	0
at ODU	0	0-0	0-0	0	0	0	0
vs. USM	0	0-0	0-0	0	0	0	0
vs. FAU	0	0-0	0-0	0	0	0	0
at LA Tech	1	0-0	0-0	0	0	0	0
<b>Totals</b>	<b>5</b>	<b>0-0</b>	<b>0-0</b>	<b>0</b>	<b>0</b>	<b>0</b>	<b>0</b>

2018 GAME-BY-GAME							
Opponent	Tackles	Sacks	TFL-Y	FC	PBU	Int.	QBH
at Arizona State	0	0-0	0-0	0	0	0	0
vs. Baylor	0	0-0	0-0	0	0	0	0
at Kansas State	1	0-0	0-0	0	0	0	0
vs. Texas State	0	0-0	0-0	0	0	0	0
vs. UTEP	2	0-0	0-0	0	0	0	0
at Rice	1	0-0	0-0	0	0	0	0
vs. LA Tech	0	0-0	0-0	0	0	0	0
at Southern Miss	0	0-0	0-0	0	0	0	0
at UAB	0	0-0	0-0	0	0	0	0
vs. FIU	2	0-0	0-0	0	0	0	0
at Marshall	0	0-0	0-0	0	0	0	0
vs. North Texas	0	0-0	0-0	0	0	0	0
<b>Totals</b>	<b>6</b>	<b>0-0</b>	<b>0-0</b>	<b>0</b>	<b>0</b>	<b>0</b>	<b>0</b>



**99**

**BRANDON MATTERSON**

**DEFENSIVE LINE**

**6-2 • 290 • Senior - 3L  
San Antonio, Texas**

CAREER STATISTICS									
Year	Pos.	G-GS	Tackles	Sacks-Yds.	TFL-Yds.	FF	FR	PBU	QBH
2018	DT	10-0	10	0-0	1.5-5	0	0	0	0
2019	DT	9-0	13	0-0	2.0-6	1	1	0	0
2020	DL	10-10	30	2.0-19	4.5-23	0	0	0	4
2021	DL	6-5	15	0.5-4	1.0-5	0	0	0	0
<b>Totals</b>	<b>35-16</b>	<b>68</b>	<b>2.5-23</b>	<b>9.0-39</b>	<b>1</b>	<b>1</b>	<b>0</b>	<b>4</b>	<b>4</b>

2021 GAME-BY-GAME							
Opponent	Tackles	Sacks	TFL-Y	FC	PBU	Int.	QBH
at Illinois	2	0-0	0-0	0	0	0	0
vs. Lamar	3	0-0	0-0	0	0	0	0
vs. Middle Tenn.	4	0-0	0.5-1	0	0	0	0
at Memphis	3	0-0	0-0	0	0	0	0
vs. UNLV	0	0-0	0-0	0	0	0	0
at WKU	3	0.5-4	0.5-4	0	0	0	0
<b>Totals</b>	<b>15</b>	<b>0.5-4</b>	<b>1.0-5</b>	<b>0</b>	<b>0</b>	<b>0</b>	<b>0</b>

2020 GAME-BY-GAME							
Opponent	Tackles	Sacks	TFL-Y	FC	PBU	Int.	QBH
at Texas State	1	0-0	0-0	0	0	0	0
vs. SFA	4	0-0	0.5-1	0	0	0	1
vs. MT	0	0-0	0-0	0	0	0	0
at UAB	3	0-0	0-0	0	0	0	0
at #15 BYU	4	0-0	1.0-2	0	0	0	0
vs. Army	4	0-0	0-0	0	0	0	0
vs. LA Tech	3	1.0-13	1.0-13	0	0	0	1
at FAU	5	1.0-6	2.0-7	0	0	0	1
vs. UTEP		DNP					
at Southern Miss		DNP					
vs. North Texas	2	0-0	0-0	0	0	0	1
vs. #16 Louisiana	4	0-0	0-0	0	0	0	0
<b>Totals</b>	<b>30</b>	<b>2.0-19</b>	<b>4.5-23</b>	<b>0</b>	<b>0</b>	<b>0</b>	<b>4</b>

2019 GAME-BY-GAME							
Opponent	Tackles	Sacks	TFL-Y	FC	PBU	Int.	QBH
vs. UIW	0	0-0	0-0	0	0	0	0
at Baylor	1	0-0	0-0	0	0	0	0
vs. Army	2	0-0	1-4	1	0	0	0
at UNT	3	0-0	0-0	0	0	0	0
at UTEP		DNP					
vs. UAB	2	0-0	1.0-2	0	0	0	0
vs. Rice		DNP					
at Texas A&M		DNP					
at ODU	2	0-0	0-0	0	0	0	0
vs. USM	2	0-0	0-0	0	0	0	0
vs. FAU	0	0-0	0-0	0	0	0	0
at LA Tech	1	0-0	0-0	0	0	0	0
<b>Totals</b>	<b>12</b>	<b>0-0</b>	<b>2.0-6</b>	<b>1</b>	<b>0</b>	<b>0</b>	<b>0</b>



**12**

**EDDIE LEE MARBURGER**

**QUARTERBACK**

**6-1 • 205 • Freshman - HS  
McAllen, Texas**

CAREER STATISTICS											
Year	G-GS	Rush	Yds	TD	Comp.	Att.	Int.	Pct.	Yds.	TD	Long
2021	1-0	0	0	0	2	4	0	50.0	69	0	60
<b>Totals</b>	<b>1-0</b>	<b>0</b>	<b>0</b>	<b>0</b>	<b>2</b>	<b>4</b>	<b>0</b>	<b>50.0</b>	<b>69</b>	<b>0</b>	<b>60</b>

2021 GAME-BY-GAME										
Opponent	Comp.-Att.-Int.	Yds.	TD	Long	Rush	Yds.	TD	Long		
at Illinois		DNP								
vs. Lamar	2-4-0	69	0	60	0	0	0	0		
vs. Middle Tenn.		DNP								
at Memphis		DNP								
vs. UNLV		DNP								
at WKU		DNP								
<b>Totals</b>	<b>2-4-0</b>	<b>69</b>	<b>0</b>	<b>60</b>	<b>0</b>	<b>0</b>	<b>0</b>	<b>0</b>		









2020 GAME-BY-GAME							
Opponent	Tackles	Sacks	TFL-Y	FC	PBU	Int.	QBH
at Texas State	2	0-0	0-0	0	0	0	0
vs. SFA	0	0-0	0-0	0	0	0	0
vs. MT	0	0-0	0-0	0	0	0	0
at UAB	0	0-0	0-0	0	0	0	0
at #15 BYU	0	0-0	0-0	0	0	0	0
vs. Army	0	0-0	0-0	0	0	0	0
vs. LA Tech	1	0-0	0-0	0	0	0	0
at FAU		DNP					
vs. UTEP		DNP					
at Southern Miss		DNP					
vs. North Texas		DNP					
vs. #16 Louisiana	0	0-0	0-0	0	0	0	0
<b>Totals</b>	<b>3</b>	<b>0-0</b>	<b>0-0</b>	<b>0</b>	<b>0</b>	<b>0</b>	<b>0</b>



**40**

JIMMORI  
**ROBINSON**

**OUTSIDE LINEBACKER**

**6-6 • 235 • Sophomore - TR  
Alexandria, Va.**

**CAREER STATISTICS**

Year	Pos.	G-GS	Tackles	Sacks-Yds.	TFL-Yds.	FF	FR	PBU	QBH
2021	LB	2-0	1	0-0	0-0	0	0	0	0
<b>Totals</b>		<b>2-0</b>	<b>1</b>	<b>0-0</b>	<b>0-0</b>	<b>0</b>	<b>0</b>	<b>0</b>	<b>0</b>

2019 GAME-BY-GAME							
Opponent	Tackles	Sacks	TFL-Y	FC	PBU	Int.	QBH
vs. UIW	0	0-0	0-0	0	0	0	0
at Baylor	1	0-0	0-0	0	0	0	0
vs. Army	0	0-0	0-0	0	0	0	0
at UNT	1	0-0	0-0	0	0	0	0
at UTEP	1	0-0	0-0	0	0	0	0
vs. UAB	0	0-0	0-0	0	0	0	0
vs. Rice	0	0-0	0-0	0	0	0	0
at Texas A&M	1	0-0	0-0	0	0	0	0
at ODU	0	0-0	0-0	0	0	0	0
vs. USM	0	0-0	0-0	0	0	0	0
vs. FAU	1	0-0	0-0	0	0	0	0
at LA Tech	0	0-0	0-0	0	0	0	0
<b>Totals</b>	<b>7</b>	<b>0-0</b>	<b>0-0</b>	<b>0</b>	<b>0</b>	<b>0</b>	<b>0</b>

2021 GAME-BY-GAME							
Opponent	Tackles	Sacks	TFL-Y	FC	PBU	Int.	QBH
at Illinois		DNP					
vs. Lamar	1	0-0	0-0	0	0	0	0
vs. Middle Tenn.	0	0-0	0-0	0	0	0	0
at Memphis		DNP					
vs. UNLV		DNP					
at WKU		DNP					
<b>Totals</b>	<b>1</b>	<b>0-0</b>	<b>0-0</b>	<b>0</b>	<b>0</b>	<b>0</b>	<b>0</b>



**17**

DRU  
**PROX**

**INSIDE LINEBACKER**

**6-2 • 225 • Senior - TR  
Kaufman, Texas**



**21**

KEN  
**ROBINSON**

**CORNERBACK**

**5-11 • 175 • Sophomore - 1L  
Grand Prairie, Texas**

**CAREER STATISTICS**

Year	Pos.	G-GS	Tackles	Sacks-Yds.	TFL-Yds.	FF	FR	PBU	QBH
2019	CB	4-0	1	0-0	0-0	0	0	0	0
2020	CB	9-5	28	0-0	1.0-2	1	0	3	0
2021	CB	6-1	9	0-0	1.0-1	0	0	4	0
<b>Totals</b>		<b>19-6</b>	<b>38</b>	<b>0-0</b>	<b>1.0-2</b>	<b>1</b>	<b>0</b>	<b>7</b>	<b>0</b>

**2021 GAME-BY-GAME**

Opponent	Tackles	Sacks	TFL-Y	FC	PBU	Int.	QBH
at Illinois	0	0-0	0-0	0	1	0	0
vs. Lamar	3	0-0	1.0-1	0	0	0	0
vs. Middle Tenn.	0	0-0	0-0	0	0	0	0
at Memphis	0	0-0	0-0	0	0	0	0
vs. UNLV	1	0-0	0-0	0	0	0	0
at WKU	5	0-0	0-0	0	3	0	0
<b>Totals</b>	<b>9</b>	<b>0-0</b>	<b>1.0-1</b>	<b>0</b>	<b>4</b>	<b>0</b>	<b>0</b>

2020 GAME-BY-GAME							
Opponent	Tackles	Sacks	TFL-Y	FC	PBU	Int.	QBH
at Texas State		DNP					
vs. SFA		DNP					
vs. MT		DNP					
at UAB	0	0-0	0-0	0	0	0	0
at #15 BYU	3	0-0	0-0	0	0	0	0
vs. Army	10	0-0	0-0	1	0	0	0
vs. LA Tech	2	0-0	1.0-2	0	0	0	0
at FAU	2	0-0	0-0	0	0	0	0
vs. UTEP	5	0-0	0-0	0	1	0	0
at Southern Miss	4	0-0	0-0	0	0	0	0
vs. North Texas	1	0-0	0-0	0	1	0	0
vs. #16 Louisiana	1	0-0	0-0	0	1	0	0
<b>Totals</b>	<b>28</b>	<b>0-0</b>	<b>1.0-2</b>	<b>1</b>	<b>3</b>	<b>0</b>	<b>0</b>

2019 GAME-BY-GAME							
Opponent	Tackles	Sacks	TFL-Y	FC	PBU	Int.	QBH
vs. UIW	0	0-0	0-0	0	0	0	0
at Baylor	1	0-0	0-0	0	0	0	0
vs. Army		DNP					
at UNT	0	0-0	0-0	0	0	0	0
at UTEP		DNP					
vs. UAB		DNP					
vs. Rice		DNP					
at Texas A&M		DNP					
at ODU		DNP					
vs. USM		DNP					
vs. FAU		DNP					
at LA Tech	0	0-0	0-0	0	0	0	0
<b>Totals</b>	<b>1</b>	<b>0-0</b>	<b>0-0</b>	<b>0</b>	<b>0</b>	<b>0</b>	<b>0</b>



**13**

JAMAL  
**SAM**

**SAFETY**

**5-9 • 185 • Sophomore - 1L  
New Orleans, La.**

**CAREER STATISTICS**

Year	Pos.	G-GS	Tackles	Sacks-Yds.	TFL-Yds.	FF	FR	PBU	QBH
2019	S	12-2	24	0-0	0.5-1	2	0	0	0
2020	S	0-0	0	0-0	0-0	0	0	0	0
2021	S	2-0	7	0-0	0-0	0	0	1	0
<b>Totals</b>		<b>14-2</b>	<b>31</b>	<b>0-0</b>	<b>0.5-1</b>	<b>2</b>	<b>0</b>	<b>1</b>	<b>0</b>

**2021 GAME-BY-GAME**

Opponent	Tackles	Sacks	TFL-Y	FC	PBU	Int.	QBH
at Illinois		DNP					
vs. Lamar		DNP					
vs. Middle Tenn.		DNP					
at Memphis		DNP					
vs. UNLV	2	0-0	0-0	0	0	1	0
at WKU	5	0-0	0-0	0	1	0	0
<b>Totals</b>	<b>7</b>	<b>0-0</b>	<b>0-0</b>	<b>0</b>	<b>1</b>	<b>1</b>	<b>0</b>









0

RASHAD WISDOM

SAFETY

5-9 • 205 • Junior - 21  
Converse, Texas

CAREER STATISTICS

Table with columns: Year, Pos., G-GS, Tackles, Sacks-Yds., TFL-Yds., FF, FR, PBU, QBH. Rows for 2019, 2020, 2021, and Totals.

2021 GAME-BY-GAME

Table with columns: Opponent, Tackles, Sacks, TFL-Y, FC, PBU, Int., QBH. Rows for various opponents and Totals.

2020 GAME-BY-GAME

Table with columns: Opponent, Tackles, Sacks, TFL-Y, FC, PBU, Int., QBH. Rows for various opponents and Totals.

2019 GAME-BY-GAME

Table with columns: Opponent, Tackles, Sacks, TFL-Y, FC, PBU, Int., QBH. Rows for various opponents and Totals.



3

TARIQ WOOLEN

CORNER BACK

6-4 • 205 • Senior - 31  
Fort Worth, Texas

CAREER OFFENSIVE STATISTICS

Table with columns: Year, G-GS, Att., Yds., Avg., TD, LG, Rec., Yds., Avg., TD, LG. Rows for 2018, 2019, 2020, 2021, and Totals.

CAREER DEFENSIVE STATISTICS

Table with columns: Year, Pos., G-GS, Tackles, Sacks-Yds., TFL-Yds., FF, FR, PBU, QBH. Rows for 2018, 2019, 2020, 2021, and Totals.

2021 GAME-BY-GAME

Table with columns: Opponent, Tackles, Sacks, TFL-Y, FC, PBU, Int., QBH. Rows for various opponents and Totals.

2020 GAME-BY-GAME

Table with columns: Opponent, Tackles, Sacks, TFL-Y, FC, PBU, Int., QBH. Rows for various opponents and Totals.

2019 GAME-BY-GAME

Table with columns: Opponent, Att., Yds., TD, Long, Rec., Yds., TD, Long. Rows for various opponents and Totals.

2019 GAME-BY-GAME

Table with columns: Opponent, Tackles, Sacks, TFL-Y, FC, PBU, Int., QBH. Rows for various opponents and Totals.

2018 GAME-BY-GAME

Table with columns: Opponent, Att., Yds., TD, Long, Rec., Yds., TD, Long. Rows for various opponents and Totals.





# « LONGEST PLAYS »

## LONGEST PLAYS

Yards	Player	Play	TD	Opponent	Date
92	Jarveon Williams	Rush	N	vs. Southern Miss	10/8/16
87	Kam Jones	Kickoff Return	N	at Florida Atlantic	9/27/14
85	Jarveon Williams	Rush	Y	vs. Colorado State	9/26/15
84	Kenny Harrison	Kickoff Return	N	at Georgia State	9/15/12
84	Kam Jones	Rush	Y	at Tulsa	11/2/13
82	Kenny Bias	Reception	Y	at New Mexico State	9/29/12
82	Triston Wade	Interception Return	Y	at Tulsa	11/2/13
82	Michael Egwuagu	Blocked FG Return	Y	at Louisiana Tech	11/12/16
81	Rashad Wisdom	Interception Return	Y	at Texas State	9/12/20
80	Jalen Rhodes	Rush	Y	vs. Southern Miss	10/8/16

## LONGEST RUSHES

Yards	Player	TD	Opponent	Date
92	Jarveon Williams	N	vs. Southern Miss	10/8/16
85	Jarveon Williams	Y	vs. Colorado State	9/26/15
84	Kam Jones	Y	at Tulsa	11/2/13
80	Jalen Rhodes	Y	vs. Southern Miss	10/8/16
78	Jarveon Williams	Y	vs. Rice	11/21/15
77	Evans Okotcha	Y	vs. Minot State	11/17/11
73	Tyrell Clay	N	vs. Rice	10/21/17
71	Brett Winnegan	Y	at Texas State	9/23/17
71	Frank Harris	N	vs. North Texas	11/28/20
70	David Glasco II	N	vs. Southern Miss	11/13/14

## LONGEST PASSES

Yards	Player	TD	Opponent	Date
82	Eric Soza (to Kenny Bias)	Y	at New Mexico State	9/29/12
77	Dalton Sturm (to Josh Stewart)	N	vs. Southern Miss	10/8/16
75	Dalton Sturm (to Josh Stewart)	Y	at Rice	10/15/16
75	Lowell Narcisse (to Joshua Cephus)	Y	vs. Southern Miss	11/16/19
73	Dalton Sturm (to Kerry Thomas Jr.)	Y	vs. Charlotte	11/26/16
71	Dalton Sturm (to Kerry Thomas Jr.)	Y	vs. Southern Miss	10/8/16
69	Ryan Polite (to Evans Okotcha)	Y	vs. San Jose State	10/20/12
67	Eric Soza (to Kenny Bias)	Y	vs. Oklahoma State	9/7/13
65	Lowell Narcisse (to Zakhari Franklin)	N	at Old Dominion	11/9/19
63	Eric Soza (to David Morgan II)	N	vs. Northeastern State	9/3/11
63	Eric Soza (to Brandon Freeman)	Y	vs. Bacone	9/24/11

## LONGEST KICKOFF RETURNS

Yards	Player	TD	Opponent	Date
87	Kam Jones	N	at Florida Atlantic	9/27/14
84	Kenny Harrison	N	at Georgia State	9/15/12
65	Brett Winnegan	N	vs. Army	9/14/19
57	Matt Guidry	N	at Middle Tennessee	11/5/16
51	Brett Winnegan	N	at North Texas	10/14/17
48	Matt Guidry	N	vs. Charlotte	11/26/16
44	Matt Guidry	N	at Louisiana Tech	11/25/17
44	B.J. Daniels	N	at Louisiana Tech	11/30/19
43	Brennon Dingle	N	vs. Middle Tennessee	9/25/20
43	Dadrian Taylor	N	vs. UNLV	10/2/21
41	Kenny Harrison	N	vs. Bacone	9/24/11
41	Dadrian Taylor	N	vs. Lamar	9/11/21

## LONGEST PUNT RETURNS

Yards	Player	TD	Opponent	Date
79	Kenny Harrison	Y	vs. Texas State	11/24/12
76	Sheldon Jones	Y	vs. Lamar	9/11/21
62	Kenny Harrison	N	vs. Oklahoma State	9/7/13
54	Kenny Harrison	N	vs. Northwestern Oklahoma State	9/22/12
54	Aaron Grubb	N	vs. Northwestern Oklahoma State	9/22/12
38	Sheldon Jones	N	at Western Kentucky	10/9/21
36	Matt Guidry	N	at Louisiana Tech	11/12/16
34	Kenny Harrison	N	vs. Arizona	9/4/14
33	Sheldon Jones	N	vs. Middle Tennessee	9/18/21
31	Kenny Harrison	N	at Oklahoma State	9/13/14

## LONGEST INTERCEPTION RETURNS

Yards	Player	TD	Opponent	Date
82	Triston Wade	Y	at Tulsa	11/2/13
81	Rashad Wisdom	Y	at Texas State	9/12/20
67	Jason Neill	Y	vs. Minot State	11/17/11
58	Dadrian Taylor	Y	at Texas A&M	11/2/19
40	Michael Egwuagu	Y	at UTEP	10/3/15
38	Triston Wade	Y	vs. Northwestern Oklahoma State	9/22/12
36	Mauricio Sanchez	N	at Houston	8/29/14
35	Nate Gaines	N	at Louisiana Tech	11/25/17
34	Rashad Wisdom	Y	vs. Rice	10/19/19
32	Trevor Baker	N	at UTEP	10/3/15

## LONGEST FUMBLE RETURNS

Yards	Player	TD	Opponent	Date
59	Michael Egwuagu	N	vs. North Texas	10/29/16
50	Steven Kurfehs	Y	vs. San Jose State	10/20/12
44	Charles Wiley	Y	vs. Lamar	9/11/21
34	Marcus Davenport	Y	vs. Rice	10/21/17
27	Lorenzo Dantzler	Y	vs. Texas State	9/22/18
22	Josiah Tauaefa	Y	at Texas State	9/23/17
16	Crosby Adams III	Y	vs. UAB	10/26/13
16	Crosby Adams III	N	vs. Tulane	11/9/13

## LONGEST FIELD GOALS

Yards	Player	Opponent	Date
53	Sean Ianno	at Florida Atlantic	9/27/14
51	Jared Sackett	vs. UTEP	9/29/18
51	Sean Ianno	at South Alabama	9/1/12
51	Daniel Portillo	vs. Kansas State	9/12/15
50	Hunter Duplessis	vs. Army	10/17/20
49	Hunter Duplessis	at Florida Atlantic	10/31/20
49	Hunter Duplessis	vs. UTEP	11/14/20
48	Sean Ianno	vs. South Alabama	10/8/11
48	Hunter Duplessis	at UAB	10/3/20
47	Sean Ianno	at South Alabama	9/1/12
47	Jared Sackett	vs. Baylor	9/8/18

## LONGEST PUNTS

Yards	Player	Opponent	Date
69	Kristian Stern	at Oklahoma State	9/13/14
67	Lucas Dean	at Florida Atlantic	10/31/20
63	Yannis Routsas	vs. Baylor	9/8/18
62	Yannis Routsas	at UTEP	10/3/15
61	Yannis Routsas	at North Texas	10/14/17
60	Kristian Stern	at Tulsa	11/2/13
60	Yannis Routsas	at Old Dominion	9/24/16

## LONGEST PLAYS AGAINST

\* longest of each type of play

Yards	Player	Play	TD	Team	Date
100	Autrey Golden	Kickoff Return	Y	UTEP	9/21/13
96	William Jackson	Interception Return	Y	Houston	9/28/13
91	Jeremiah Haydel	Punt Return	Y	Texas State	9/12/20
85	Cayleb Jones	Pass (Anu Solomon)	Y	Arizona	9/4/14
89	Ito Smith	Rush	Y	Southern Miss	10/7/17
78	Brandon Wilson	Blocked FG Return	Y	Houston	9/28/13
74	Marcus Ripley	Punt	—	Texas State	9/23/17
54	Zane Gonzalez	Field Goal	—	Arizona State	9/16/16
45	SaQwan Edwards	Fumble Return	Y	New Mexico	8/31/13
45	Kishawn McClain	Fumble Return	Y	North Texas	10/31/15

# « GAME SUPERLATIVES »

## 100-PLUS RUSHING YARDS (38)

Yards	Player	Att	Opponent	Date
251	Sincere McCormick	23	vs. North Texas	11/28/20
197	Sincere McCormick	29	at Texas State	9/12/20
189	Sincere McCormick	22	at UTEP	10/5/19
186	Jarveon Williams	19	at Charlotte	11/14/15
184	Sincere McCormick	42	at Memphis	9/25/21
174	Jalen Rhodes	15	at Texas State	9/23/17
173	Sincere McCormick	32	at Southern Miss	11/21/20
170	Jarveon Williams	13	vs. Colorado State	9/26/15
165	Jalen Rhodes	14	vs. Southern Miss	10/8/16
165	Sincere McCormick	37	vs. Louisiana Tech	10/24/20
163	Jarveon Williams	22	vs. Rice	11/21/15
153	Tyrell Clay	11	vs. Rice	10/21/17
150	Sincere McCormick	22	at UAB	10/3/20
135	David Glasco II	21	at Tulsa	11/2/13
134	Sincere McCormick	23	at Old Dominion	11/9/19
133	Jarveon Williams	28	at UTEP	10/3/15
133	Sincere McCormick	18	vs. Army	10/17/20
125	Jarveon Williams	16	at New Mexico	12/17/16
124	Brenden Brady	26	vs. UTEP	11/14/20
123	Frank Harris*	15	vs. UIW	8/31/19
122	Jarveon Williams	15	vs. Southern Miss	10/8/16
122	Sincere McCormick	23	vs. Louisiana	12/26/20
120	Sincere McCormick	23	at Western Kentucky	10/9/21
119	Sincere McCormick	17	at Louisiana Tech	11/30/19
117	Sincere McCormick	31	at Illinois	9/4/21
115	Lowell Narcisse*	19	at UTEP	10/5/19
113	Frank Harris*	6	vs. North Texas	11/28/20
109	Jarveon Williams	21	at Middle Tennessee	11/5/16
108	David Glasco II	16	vs. Southern Miss	11/13/14
106	Evans Okotcha	8	vs. Bacione	9/24/11
105	Brandon Armstrong	10	vs. Minot State	11/19/11
105	Evans Okotcha	26	vs. Louisiana Tech	11/30/13
105	Sincere McCormick	23	vs. Middle Tennessee	9/18/21
104	Evans Okotcha	16	at North Texas	11/23/13
104	Jarveon Williams	21	vs. UTEP	10/22/16
104	Frank Harris*	17	vs. Stephen F. Austin	9/19/20
103	Jalen Rhodes	20	at Baylor	9/9/17
102	Eric Soza*	14	vs. Northeastern State	9/3/11

\* denotes quarterback

## 300-PLUS PASSING YARDS (9)

Yards	Player	Comp-Att-Int	Opponent	Date
367	Dalton Sturm	27-43-1	vs. Southern Miss	10/7/17
349	Frank Harris	28-38-1	at Western Kentucky	10/9/21
332	Blake Bogenschütz	25-43-1	at Arizona	9/3/15
325	Lowell Narcisse	21-40-1	vs. Southern Miss	11/16/19
316	Eric Soza	29-40-3	vs. Houston	9/28/13
314	Eric Soza	23-41-0	at Louisiana Tech	11/3/12
312	Frank Harris	22-26-0	vs. UTEP	11/14/20
308	Eric Soza	24-41-2	vs. Oklahoma State	9/7/13
302	Ryan Polite	20-32-1	vs. San Jose State	10/20/12

## 100-PLUS RECEIVING YARDS (22)

Yards	Player	Rec	Opponent	Date
186	Greg Campbell Jr.	11	vs. UNT	11/24/18
160	De'Corian Clark	7	at Western Kentucky	10/9/21
155	Zakhari Franklin	10	at Illinois	9/4/21
145	Kerry Thomas Jr.	5	vs. Charlotte	11/26/16
138	Zakhari Franklin	12	vs. Army	10/17/20
134	Zakhari Franklin	6	at Old Dominion	11/9/19
120	Kam Jones	8	at McNeese State	11/12/11
119	Zakhari Franklin	6	vs. Middle Tennessee	9/25/20
118	Zakhari Franklin	6	vs. UTEP	11/14/20
115	Zakhari Franklin	5	vs. Louisiana	12/26/20
114	Zakhari Franklin	8	vs. Middle Tennessee	9/18/21
113	Josh Stewart	7	at Louisiana Tech	11/12/16
109	David Morgan II	9	at Arizona	9/3/15
109	De'Corian Clark	7	vs. UNLV	10/2/21
108	Brandon Freeman	5	at UC Davis	10/15/11
108	Greg Campbell Jr.	10	vs. Southern Miss	10/7/17
106	Kerry Thomas Jr.	10	vs. Marshall	11/18/17
103	Kam Jones	7	at Sam Houston State	10/1/11
103	Kam Jones	5	vs. South Alabama	10/8/11
103	Josh Stewart	2	at Rice	10/15/16
101	Cole Hubble	3	at Louisiana Tech	11/3/12
101	Josh Stewart	5	vs. Southern Miss	10/7/17

## 12-PLUS TACKLES (40)

No.	Player	UA-A	Opponent	Date
19	Jamal Ligon	8-11	vs. Middle Tennessee	9/25/20
16	Cody Rogers	7-9	at McNeese State	11/12/11
16	Kelechi Nwachuku	9-7	vs. Army	10/17/20
15	Duke Wheeler	10-5	vs. Louisiana Tech	10/10/15
15	Josiah Tauaefa	2-13	at Old Dominion	9/28/16
14	Duke Wheeler	11-3	at Charlotte	11/14/15
14	Andrew Martel	10-4	at Southern Miss	10/20/18
14	C.J. Levine	4-10	at Marshall	11/17/18
14	Josiah Tauaefa	8-6	vs. North Texas	11/24/18
13	Steven Kurfehs	8-5	at Southern Utah	9/17/11
13	Steven Kurfehs	9-4	at Sam Houston State	10/1/11
13	Brandon Reeves	4-9	vs. McNeese State	11/10/12
13	Duke Wheeler	6-7	vs. Old Dominion	11/7/15
13	Duke Wheeler	8-5	vs. Middle Tennessee	11/28/15
13	Josiah Tauaefa	9-4	vs. Alabama State	9/3/16
13	Josiah Tauaefa	7-6	vs. Louisiana Tech	10/13/18
13	Josiah Tauaefa	5-8	at Southern Miss	10/20/18
13	Darryl Godfrey	5-8	vs. FIU	11/10/18
13	Rashad Wisdom	9-4	at Florida Atlantic	10/31/20
13	Rashad Wisdom	6-7	vs. Louisiana	12/26/20
13	Rashad Wisdom	11-2	at Western Kentucky	10/9/21
12	Mauricio Sanchez	6-6	at Sam Houston State	10/1/11
12	Steven Kurfehs	9-3	vs. South Alabama	10/8/11
12	Mark Waters	4-8	vs. Minot State	11/19/12
12	Brandon Reeves	4-8	at South Alabama	9/1/12
12	Brandon Reeves	3-9	at New Mexico State	9/29/12
12	Brandon Reeves	6-6	at Rice	10/13/12
12	Nic Johnston	6-6	at Louisiana Tech	11/3/12
12	Triston Wade	9-3	at Arizona	9/14/13
12	Triston Wade	7-5	vs. Houston	9/28/13
12	Jens Jeters	4-8	vs. Southern Miss	11/13/14
12	Nate Gaines	9-3	vs. Louisiana Tech	10/10/15
12	Michael Egwuagu	5-7	at Colorado State	9/10/16
12	Josiah Tauaefa	5-7	vs. Southern Miss	10/8/16
12	La'Kel Bass	2-10	at Rice	10/15/16
12	C.J. Levine	7-5	at Southern Miss	10/20/18
12	Les Maruo	8-4	at Southern Miss	10/20/18
12	C.J. Levine	10-2	at UAB	11/3/18
12	Les Maruo	1-11	vs. FIU	11/10/18
12	Josiah Tauaefa	1-11	at Marshall	11/17/18

## 2-PLUS SACKS (26)

No.	Player	Yds	Opponent	Date
4.0	Marlon Smith	27	vs. McMurry	9/10/11
3.0	Robert Singletary	17	vs. FIU	10/11/14
2.5	Marcos Curry	12	vs. Southern	9/16/17
2.5	Marcus Davenport	24	at North Texas	10/14/17
2.5	Josiah Tauaefa	20	vs. Texas State	9/22/18
2.0	Marlon Smith	16	at UC Davis	10/15/11
2.0	Codie Brooks	10	vs. Oklahoma State	9/7/13
2.0	Codie Brooks	9	at Marshall	10/5/13
2.0	Robert Singletary	16	at Marshall	10/5/13
2.0	Cody Rogers	8	vs. UTEP	10/25/14
2.0	Jason Neill	15	vs. North Texas	10/31/15
2.0	Jason Neill	9	at Charlotte	11/14/15
2.0	Marcus Davenport	6	vs. Rice	11/21/15
2.0	Jason Neill	8	vs. Rice	11/21/15
2.0	Marcus Davenport	2	vs. Alabama State	9/3/16
2.0	Josiah Tauaefa	14	vs. Alabama State	9/3/16
2.0	La'Kel Bass	12	at Middle Tennessee	11/5/16
2.0	Marcus Davenport	10	at Louisiana Tech	11/12/16
2.0	Marcus Davenport	8	vs. Rice	10/21/17
2.0	Lorenzo Dantzier	14	vs. UIW	8/31/19
2.0	Jarrad Carter-McLin	13	at UTEP	10/5/19
2.0	Jaylon Haynes	4	vs. Stephen F. Austin	9/19/20
2.0	Trumane Bell II	25	vs. Middle Tennessee	9/18/21
2.0	Clarence Hicks	15	at Memphis	9/25/21
2.0	Dadrion Taylor	10	vs. UNLV	10/2/21

## 2-PLUS INTERCEPTIONS (4)

No.	Player	Yds	Opponent	Date
2	Triston Wade	93	at Tulsa	11/2/13
2	Nate Gaines	11	at UTEP	10/3/15
2	Bennett Okotcha	14	at Southern Miss	10/17/15
2	Clayton Johnson	10	Rice	10/21/17

# « **OPPONENT SINGLE-GAME RECORDS** »

## **TEAM**

**Points:** 69, Oklahoma State, 9/19/15  
**Touchdowns:** 9, Oklahoma State, 9/19/15; Louisiana Tech, 11/12/16; Baylor, 9/7/19  
**First Downs:** 35, Western Kentucky, 10/9/21  
**Rushing Attempts:** 60, Army, 10/17/20  
**Rushing Yards:** 419, UAB, 11/3/18  
**Rushing Touchdowns:** 5, Baylor, 9/7/19; Texas A&M, 11/2/19  
**Passing Completions:** 35, Oklahoma State, 9/7/13  
**Passing Attempts:** 60, Western Kentucky, 10/9/21  
**Passing Yards:** 523, Western Kentucky, 10/9/21  
**Passing Touchdowns:** 6, Oklahoma State, 9/7/13  
**Total Plays:** 89, Southern Miss, 10/8/16; Middle Tennessee, 9/25/20; Western Kentucky, 10/9/21  
**Total Offense:** 670, Western Kentucky, 10/9/21  
**Third-Down Conversions:** 12 (of 20), Rice, 11/8/14  
**Fourth-Down Conversions:** 4 (of 5), Charlotte, 11/14/15  
**Turnovers:** 6, Houston, 8/29/14  
**Tackles For Loss:** 15, Arizona State, 9/1/18  
**Sacks:** 9, Arizona State, 9/1/18  
**Forced Fumbles:** 4, San Jose State, 10/20/12; Oklahoma State, 9/19/15  
**Fumble Recoveries:** 5, San Jose State, 10/20/12; Oklahoma State, 9/19/15  
**Interceptions:** 4, Houston, 9/28/13; FIU, 11/10/18  
**Passes Defended:** 10, Marshall, 10/5/13  
**Safeties:** 1, Sam Houston State, 10/1/11; Colorado State, 9/26/15  
**Extra Points:** 9 (of 9), Oklahoma State, 9/19/15; 9 (of 9), Louisiana Tech, 11/12/16; 9 (of 9), Baylor, 9/7/19  
**Field Goals:** 4, Arizona, 9/4/14; North Texas, 11/29/14; Southern Miss, 10/17/15; Arizona State, 9/16/16; UAB, 10/12/19; Louisiana Tech, 10/24/20  
**Kickoffs:** 12, Oklahoma State, 9/19/15  
**Touchbacks:** 8, Baylor, 9/7/19  
**Kickoff Returns:** 8 (4x), last, Southern Miss, 10/8/16  
**Kickoff Return Yards:** 185, UTEP, 11/14/20  
**Punts:** 10 (2x), last, Northwestern Oklahoma State, 9/22/12  
**Punt Returns:** 6, Sam Houston State, 10/1/11  
**Punt Return Yards:** 149, Texas State, 9/12/20  
**Blocked Kicks:** 2, McMurry, 9/10/11  
**Penalties:** 15 (for 157), Louisiana Tech, 11/3/12

## **INDIVIDUAL**

**Points:** 18, (5x), last, Isaiah Spiller, Texas A&M, 11/2/19  
**Touchdowns:** 3, (5x), last, Isaiah Spiller, Texas A&M, 11/2/19  
**Rushing Attempts:** 30, Nick Wilson, Arizona, 9/4/14; Jasen Oden, Colorado State, 9/26/15  
**Rushing Yards:** 217, Isaiah Spiller, Texas A&M, 11/2/19  
**Longest Rush:** 89 (TD), Ito Smith, Southern Miss, 10/7/17  
**Rushing Touchdowns:** 3, Kenneth Dixon, Louisiana Tech, 11/3/12; Isaiah Spiller, Texas A&M, 11/2/19  
**Passing Completions:** 34, Cody Stroud, McNeese State, 11/10/12  
**Passing Attempts:** 49, Ryan Metz, UTEP, 10/3/15  
**Passing Yards:** 387, Isiah Brady, Charlotte, 11/17/18  
**Longest Passing Completion:** 85 (TD), Anu Solomon to Cayleb Jones, Arizona, 9/4/14  
**Passing Touchdowns:** 5, Brandon Doughty, WKU, 11/22/14; Bailey Zappe, WKU (10/9/21)  
**Total Offense:** 525, Bailey Zappe, WKU, 10/9/21  
**Receptions:** 16, Jerreth Sterns, WKU, 10/9/21  
**Receiving Yards:** 195, Jerreth Sterns, WKU, 10/9/21  
**Receiving Touchdowns:** 2, Denzel Mims, Baylor, 9/7/19; Marcell Barbee, Texas State, 9/12/20; Gerrit Prince, UAB, 10/3/20; Jerreth Sterns, WKU, 10/9/21  
**Tackles:** 18, Trey Baldwin, Louisiana Tech, 10/24/20  
**Tackles For Loss:** 4.5, Larry Ogunjobi, Charlotte, 11/14/15; Myles Garrett, Texas A&M, 11/19/16  
**Sacks:** 4.5, Myles Garrett, Texas A&M, 11/19/16  
**Forced Fumbles:** 2, (3x), last Nick Gathrite, UTEP, 10/25/14  
**Fumble Recoveries:** 2, Bene Benwikere, San Jose State, 10/20/12; Deric Robertson, Oklahoma State, 9/19/15  
**Interceptions:** 2, Kenneth Jenkins, Sam Houston State, 10/1/11; Terrell Pinson, Louisiana Tech, 10/18/14  
**Longest Interception Return:** 96 (TD), William Jackson, Houston, 9/28/13  
**Interception Touchdowns:** 1, (11x), last, Ezekiel Barnett, Louisiana Tech, 10/24/20  
**Extra Points:** 8 (of 8), Ben Grogan, Oklahoma State, 9/7/13 & 9/19/15; Jonathan Barnes, Louisiana Tech, 11/12/16  
**Field Goals:** 4, (6x), last, Jacob Barnes, Louisiana Tech, 10/24/20  
**Longest Field Goal:** 54, Zane Gonzalez, Arizona State, 9/16/16  
**Kickoffs:** 10, Ben Grogan, Oklahoma State, 9/19/15; Jonathan Barnes, Louisiana Tech, 11/12/16  
**Touchbacks:** 9, Nick Vogel, UAB, 11/3/18  
**Kickoff Returns:** 7, Stanley Johnson, Bacone, 9/24/11  
**Kickoff Return Yards:** 167, Walter Dawn, UTEP, 11/14/20  
**Longest Kickoff Return:** 100 (TD), Autrey Golden, UTEP, 9/21/13  
**Punts:** 10, Kyle Ulbrich, Middle Tennessee, 9/18/21  
**Longest Punt:** 74, Marcus Ripley, Texas State, 9/23/17  
**Punt Returns:** 5, Brandon Closner, Sam Houston State, 10/1/11  
**Punt Return Yards:** 149, Jeremiah Haydel, Texas State, 9/12/20  
**Longest Punt Return:** 91, Jeremiah Haydel, Texas State, 9/12/20  
**Blocked Kicks:** 1, (12x) last Zaylin Wood, Middle Tennessee, 9/18/21

# « ALAMODOME SINGLE-GAME RECORDS »

## TEAM

NOTE: UTSA games only

**Points:** 59, Houston, 9/28/13

**Touchdowns:** 8, UTSA vs. Bacone, 9/24/11; Oklahoma State, 9/7/13; Houston, 9/28/13

**First Downs:** 31, UTSA vs. Oklahoma State, 9/7/13; Florida Atlantic, 11/23/19

**Rushing Attempts:** 60, Army, 10/17/20

**Rushing Yards:** 443, UTSA vs. North Texas, 11/28/20

**Rushing Touchdowns:** 6, UTSA vs. Northwestern Oklahoma State, 9/22/12; UTSA vs. Southern Miss, 10/8/16

**Passing Completions:** 36, UTSA vs. Houston, 9/28/13

**Passing Attempts:** 50, UTSA vs. Oklahoma State, 9/7/13; Southern Miss, 10/8/16

**Passing Yards:** 518, Oklahoma State, 9/7/13

**Passing Touchdowns:** 6, Oklahoma State, 9/7/13

**Total Plays:** 89, Southern Miss, 10/8/16; UTSA vs. UTEP, 10/22/16; Middle Tennessee, 9/25/20

**Total Offense:** 624, UTSA vs. North Texas, 11/28/20

**Turnovers:** 6, UTSA vs. Houston, 9/28/13

**Sacks:** 6, UTSA vs. Alabama State, 9/3/16

**Interceptions:** 4, FIU, 11/10/18

**Forced Fumbles:** 6, UTSA vs. FIU, 10/11/14

**Fumble Recoveries:** 5, San Jose State, 10/20/12

**Extra Points:** 8, UTSA vs. Bacone, 9/24/11; Oklahoma State, 9/7/13; Houston, 9/28/13

**Field Goals:** 4, UTSA vs. Bacone, 9/24/11; Arizona, 9/4/14; UTSA vs. Southern Miss, 11/13/14; Arizona State, 9/16/16; UAB, 10/12/19; Louisiana Tech, 10/24/20

**Kickoffs:** 11, UTSA vs. Bacone, 9/24/11

**Touchbacks:** 6, Arizona State, 9/16/16

**Punts:** 11, UTSA vs. UTEP, 10/25/14

**Blocked Kicks:** 2, McMurry, 9/10/11

**Penalties:** 15, UTSA vs. Northwestern Oklahoma State, 9/22/12

**Penalty Yards:** 145, UTSA vs. UIW, 8/31/19

## INDIVIDUAL

**Touchdowns:** 3, Kenny Bias, UTSA vs. Oklahoma State, 9/7/13; Jalen Rhodes, UTSA vs. Southern Miss, 10/8/16; Walter Dawn, UTEP, 10/22/16; Sincere McCormick, UTSA vs. Louisiana Tech, 10/24/20

**Rushing Attempts:** 37, Sincere McCormick, UTSA vs. Louisiana Tech, 10/24/20

**Rushing Yards:** 251, Sincere McCormick, UTSA vs. North Texas, 11/28/20

**Longest Rush:** 92, Jarveon Williams, UTSA vs. Southern Miss, 10/8/16

**Rushing Touchdowns:** 3, Jalen Rhodes, UTSA vs. Southern Miss, 10/8/16

**Passing Completions:** 34, Cody Stroud, McNeese State, 11/10/12

**Passing Attempts:** 48, David Washington, Old Dominion, 11/7/15

**Passing Yards:** 378, David Washington, Old Dominion, 11/7/15

**Longest Passing Completion:** 85 (TD), Anu Solomon to Cayleb Jones, Arizona, 9/4/14

**Passing Touchdowns:** 4 (4x), last, Dalton Sturm, UTSA vs. Southern, 9/16/17

**Receptions:** 13, Trent Taylor, Louisiana Tech, 10/10/15

**Receiving Yards:** 182, Harrison Bryant, Florida Atlantic, 11/23/19

**Longest Reception:** 85 (TD), Cayleb Jones, Arizona, 9/4/14

**Receiving Touchdowns:** 2 (50x), last, Zakhari Franklin, UTSA vs. Army, 10/17/20

**Tackles:** 19, Jamal Ligon, UTSA vs. Middle Tennessee, 9/25/20

**Tackles For Loss:** 4.5, Robert Singletary, UTSA vs. FIU, 10/11/14

**Sacks:** 4, Marlon Smith, UTSA vs. McMurry, 9/10/11

**Longest Fumble Return:** 59, Michael Egbuagu, UTSA vs. North Texas, 10/29/16

**Interceptions:** 2, Clayton Johnson, UTSA vs. Rice, 10/21/17

**Longest Interception Return:** 96 (TD), William Jackson, Houston, 9/28/13

**Interception Touchdowns:** 1 (12x), last, Ezekiel Barnett, Louisiana Tech, 10/24/20

**Extra Points:** 8 (of 8), Ben Grogan, Oklahoma State, 9/7/13

**Field Goals:** 4, Sean Ianno, UTSA vs. Bacone, 9/24/11; Casey Skowron, Arizona, 9/4/14; Sean Ianno, UTSA vs. Southern Miss, 11/13/14; Zane Gonzalez, Arizona State, 9/16/16; Nick Vogel, UAB, 10/12/19; Jonathan Barnes, Louisiana Tech, 10/24/20

**Longest Field Goal:** 54, Zane Gonzalez, Arizona State, 9/16/16

**Kickoffs:** 10, Sean Ianno, UTSA vs. Bacone, 9/24/11

**Touchbacks:** 6, Zane Gonzalez, Arizona State, 9/16/16

**Kickoff Returns:** 8, Kam Jones, UTSA vs. Oklahoma State, 9/7/13; Tez Parks, Southern Miss, 10/8/16

**Longest Kickoff Return:** 95, Walter Dawn, UTEP, 11/14/20

**Punts:** 11, Kristian Stern, UTSA vs. UTEP, 10/25/14

**Longest Punt:** 66, Chris Barnes, Rice, 10/19/19

**Punting Average:** 58.0, Chris Barnes, Rice, 10/19/19

**Punt Returns:** 7, JaBryce Taylor, UTSA vs. Alabama State, 9/3/16

**Longest Punt Return:** 79 (TD), Kenny Harrison, UTSA vs. Texas State, 11/24/12

# « THE LAST TIME »

## SURPASSED 500-YARDS TOTAL OFFENSE

By UTSA 564, at WKU (10/9/21)  
By Opp. 563, Middle Tennessee (9/25/20)

## SURPASSED 600-YARDS TOTAL OFFENSE

By UTSA 624, vs. North Texas (11/28/20)  
By Opp. 670, WKU (10/9/21)

## SCORED 50+ MORE POINTS

By UTSA 52, at WKU (10/9/21)  
By Opp. 63, Baylor (9/07/19)

## TEAM RUSHED FOR 300 YARDS

By UTSA 443, vs. North Texas (11/28/20)  
By Opp. 305, Army (10/17/20)

## 50+ RUSHES

By UTSA 62, at Memphis (9/25/21)  
By Opp. 50, FAU (10/31/20)

## 5+ RUSHING TDS

By UTSA 5, vs. North Texas (11/28/20)  
By Opp. 5, at Baylor (9/07/19)

## TEAM PASSED FOR 500 YARDS

By UTSA N/A  
By Opp. 523, WKU (10/9/21)

## 100-YARD RUSHER

By UTSA 120, Sincere McCormick, at WKU (10/9/21)  
By Opp. 127, Elijah Mitchell, Louisiana (12/26/20)

## TWO 100-YARD RUSHERS

By UTSA Sincere McCormick (189) & Lowell Narcisse (115), at UTEP (10/5/19)  
By Opp. Damarcus Smith (137) & Jeffrey Wilson (127), North Texas (10/31/15)

## THREE 100-YARD RUSHERS

By UTSA N/A  
By Opp. N/A

## 200-YARD RUSHER

By UTSA N/A  
By Opp. 217, Isaiah Spiller, Texas A&M (11/2/19)

## 50-YARD RUSH PLAY

By UTSA 52, B.J. Daniels, vs. UTEP (11/14/20)  
By Opp. 54, Israel Tucker, LA Tech (11/30/19)

## 60-YARD RUSH PLAY

By UTSA 65, Sincere McCormick, vs. North Texas (11/28/20)  
By Opp. 66, Anthony Adkins, Army (10/17/20)

## 70-YARD RUSH PLAY

By UTSA 73, Tyrell Clay vs. Rice (10/21/17)  
By Opp. 73, Spencer Brown, UAB (10/3/20)

## 80-YARD RUSH PLAY

By UTSA 92, Jarveon Williams vs. Southern Miss (10/08/16)  
By Opp. 89, Ito Smith, Southern Miss (10/07/17)

## 90-YARD RUSH PLAY

By UTSA 92 yards, Jarveon Williams vs. Southern Miss (10/08/16)  
By Opp. N/A

## THREE RUSHING TDS

By UTSA 3, Sincere McCormick, at Memphis (9/25/21)  
By Opp. 3, Isaiah Spiller, Texas A&M (11/2/19)

## 300-YARD PASSER

By UTSA 349, Frank Harris, at WKU (10/9/21)  
By Opp. 307, Cameron Friel, UNLV (10/2/21)

## 400-YARD PASSER

By UTSA N/A  
By Opp. 523, Brailey Zappe, WKU (10/9/21)

## SCORED ON OVER A 70-YARD PASS PLAY

By UTSA 73 yards, Dalton Sturm to Kerry Thomas Jr. vs. Charlotte (11/26/16)  
By Opp. 75, Jason Bean to Jaelon Darden, North Texas (11/28/20)

## THREE OR MORE TD PASSES

By UTSA 3, Frank Harris vs. UTEP (11/14/20)  
By Opp. 3, J'MarSmith, LA Tech (11/30/19)

## FOUR OR MORE TD PASSES

By UTSA 6, Frank Harris at WKU (10/9/21)  
By Opp. 5, Bailey Zappe, WKU (10/9/21)

## 100-YARD RECEIVER

By UTSA 160, De'Corian Clark at WKU (10/9/21)  
By Opp. 195, Jerreth Sterns, WKU (10/9/21)

## 200-YARD RECEIVER

By UTSA N/A  
By Opp. N/A

## 100 YARDS RECEIVING BY TWO OR MORE PLAYERS

By UTSA Greg Campbell Jr. (108) & Josh Stewart (101) vs. Southern Miss (10/7/17)  
By Opp. Jerreth Sterns (195), Mitchell Tinsley (102), WKU (10/9/21)

## 100 YARDS RUSHING AND 250 YARDS PASSING

By UTSA Frank Harris (262 passing, 104 rushing), vs. SFA (9/19/20)

## 10 OR MORE RECEPTIONS

By UTSA 10, Zakhari Franklin, at Illinois (9/4/21)  
By Opp. 16, Jerreth Sterns, WKU (10/9/21)

## THREE OR MORE TD RECEPTIONS

By UTSA De'Corian Clark, at WKU (10/9/21)  
By Opp. 3, Denzel Mims, Baylor (9/07/19)

## THREE FIELD GOALS

By UTSA 3, Hunter Duplessis, vs. Lamar (9/11/21)  
By Opp. 3, James McCort, Illinois (9/4/21)

## FOUR FIELD GOALS

By UTSA 4, Sean Ianno vs. Southern Miss (11/13/14)  
By Opp. 4, Jacob Barnes, Louisiana Tech (10/24/20)

## 50+ YARD FIELD GOAL

By UTSA 50, Hunter Duplessis, vs. Army (10/17/20)  
By Opp. 53, James McCort, Illinois (9/4/21)

## MADE 15+ TACKLES

By UTSA 16, Kelechi Nwachuku, vs. Army (10/17/20)  
By Opp. 18, JJ Russell, Memphis (9/25/21)

## TEAM INTERCEPTED THREE PASSES

By UTSA 3, at UAB (10/3/20)  
By Opp. 4, vs. FIU (11/10/18)

## BLOCKED KICK (PUNT/FG/PAT) RETURNED FOR SCORE

By UTSA [FG] Michael Egwaugu [82-yard return]  
(blocked by Kevin Strong Jr., at Louisiana Tech (11/12/16))  
By Opp. [PUNT] Markell Rice [8-yard return]  
(blocked by Chris Williams, McMurry (9/10/11))

## BLOCKED FIELD GOAL

By UTSA Tariq Woolen, at Marshall (11/17/18)  
By Opp. Zaylin Wood, Middle Tennessee (9/18/21)

## BLOCKED POINT AFTER TOUCHDOWN

By UTSA Peter Gray, vs. Middle Tennessee (9/25/20)  
By Opp. Ryan Duran, Army (10/17/20)

## SCORED A SAFETY

By UTSA vs. Texas State (9/22/18)  
By Opp. Colorado State (9/26/15)

## PUNT RETURNED FOR TD

By UTSA Sheldon Jones (76 yards), vs. Lamar (9/11/21)  
By Opp. Grayland Arnold (73 yards) at Baylor (9/07/19)

## INTERCEPTION RETURNED FOR TD

By UTSA Rashad Wisdom (81 yards), at Texas State (9/12/20)  
By Opp. Ezekial Barnett (60 yards), Louisiana Tech (10/24/20)

## FUMBLE RETURNED FOR TD

By UTSA Charles Wiley (44 yards), vs. Lamar (9/11/21)  
By Opp. Juwan Faggle (3 yards), Charlotte (11/26/16)

## 60+ YARD PUNT

By UTSA 63, Lucas Dean, at Memphis (9/25/21)  
By Opp. 67, John Haggerty, WKU (10/9/21)

## 70+ YARD PUNT

By UTSA N/A  
By Opp. 74, Marcus Ripley, Texas State (9/23/17)

## RECORDED 20 OR MORE FIRST DOWNS

By UTSA 23, vs. UNLV (10/2/21)  
By Opp. 20, UNLV (10/2/21)

## RECORDED 30 OR MORE FIRST DOWNS

By UTSA 32, at WKU (10/9/21)  
By Opp. 35, WKU (10/9/21)

## LIMITED OPPONENT TO LESS THAN 100 YARDS RUSHING

By UTSA 35, UNLV (10/2/21)  
By Opp. 78, Louisiana Tech (10/24/20)

## LIMITED OPPONENT TO LESS THAN 100 YARDS PASSING

By UTSA 33, vs. Lamar (9/11/21)  
By Opp. 53, Army (10/17/20)

## PLAYED AN OVERTIME GAME

2 OT, at Texas State (9/12/20)