



2021 UTSA ROADRUNNERS FOOTBALL GAME NOTES

UTSA ATHLETICS COMMUNICATIONS • ONE UTSA CIRCLE • SAN ANTONIO, TEXAS 78249

Kyle Stephens • kyle.stephens@utsa.edu • (210) 887-3636

Brent Ingram • brent.ingram@utsa.edu • (210) 845-8651

« WE ARE UTSA »

When referencing the University of Texas at San Antonio Athletics, PLEASE USE THE ACRONYM **UTSA** AND THE NICKNAME **ROADRUNNERS**. Please refrain from using UT-San Antonio, Texas-San Antonio, UT-SA, 'Runners or any other variation.

UTSA

« SCHEDULE & RESULTS »

Overall 0-0 • Home 0-0 • Road 0-0 • C-USA 0-0

Date	Opponent	Time/Result
9.4	at Illinois (Big Ten Network)	6:30 p.m.
9.11	Lamar (ESPN3)	5 p.m.
9.18	Middle Tennessee* (ESPN+)	5 p.m.
9.25	at Memphis (TBA)	TBD
10.2	UNLV (ESPN Networks)	5 p.m.
10.9	at WKU* (Stadium)	6 p.m.
10.16	Rice* (ESPN Networks)	5 p.m.
10.23	at Louisiana Tech* (Stadium)	6 p.m.
11.6	at UTEP* (ESPN Networks)	3 p.m.
11.13	Southern Miss* (ESPN Networks)	2:30 p.m.
11.20	UAB* (ESPN Networks)	2:30 p.m.
11.27	at North Texas* (ESPN Networks)	1 p.m.

all times Central • * Conference USA game • (TV) denotes television network

« CONFERENCE USA STANDINGS »

(AS OF AUG. 28)

West Division	C-USA	Overall
UTEP	0-0	1-0
Louisiana Tech	0-0	0-0
North Texas	0-0	0-0
Rice	0-0	0-0
Southern Miss	0-0	0-0
UAB	0-0	0-0
UTSA	0-0	0-0

East Division	C-USA	Overall
Charlotte	0-0	0-0
FIU	0-0	0-0
Florida Atlantic	0-0	0-0
Marshall	0-0	0-0
Middle Tennessee	0-0	0-0
Old Dominion	0-0	0-0
WKU	0-0	0-0

« C-USA SCHEDULE »

On page 4



GAME #1 SEASON OPENER



UTSA ROADRUNNERS (0-0) AT ILLINOIS FIGHTING ILLINI (1-0)

Saturday, Sept. 4 | 6:30 p.m.
Memorial Stadium | Champaign, Ill.

Television _____ Big Ten Network
Lisa Byington (play-by-play), Anthony Herron (analyst), Coley Howard (reporter)

Radio _____ Ticket 760 AM
Pregame show starts at 4:30 p.m.
Andy Everett (play-by-play), Jay Riley (analyst), Pat Evans (reporter)

Live Stats _____ goUTSA.com

Series History: _____ first meeting

« OPENING DRIVE »

- + UTSA will kick off its 11th season of football and second campaign under head coach Jeff Traylor on Saturday at Illinois.
- + The Roadrunners are 8-2 all-time in season openers, including 5-2 on the road.
- + This will mark UTSA's first meeting with a team from the Big Ten Conference.
- + The Roadrunners welcome back 70 lettermen, including 21 starters and both kickers, from last year's squad that went 7-5 and made the program's second bowl appearance.
- + Of UTSA's 112-man roster, 87 (78%) are from the state of Texas.
- + Saturday's game will be televised by Big Ten Network, marking the 98th straight UTSA game to be broadcast.

SETTING THE SCENE

UTSA will kick off its 11th season of football and second year under head coach Jeff Traylor on Saturday, Sept. 4, against Illinois (1-0). Kickoff is set for 6:30 p.m. at Memorial Stadium in Champaign and the game will be televised on Big Ten Network. The Roadrunners and the Fighting Illini are meeting for the first time on the gridiron in what will be UTSA's first matchup with a team from the Big Ten.



« **UTSA FOOTBALL QUICK FACTS** »

General Information

Name _____ The University of Texas at San Antonio
 Nickname _____ Roadrunners
 Colors _____ Orange (PMS 1665), Navy Blue (289) and White
 Founded _____ 1969
 Enrollment _____ 34,742
 President _____ Dr. Taylor Eighmy (Tufts '80)
 Athletics Director _____ Dr. Lisa Campos (Colorado State)
 Athletics Department Phone _____ (210) 458-8149
 Ticket Office Phone _____ (210) 458-8872
 Affiliation _____ NCAA Division I Football Bowl Subdivision
 Conference _____ Conference USA (West Division)
 Stadium (Capacity) _____ Alamodome (36,582)
 Playing Surface _____ FusionH XP2 Synthetic Turf
 Press Box Phone _____ (210) 704-6200

Coaching Staff

Head Coach _____ Jeff Traylor (Stephen F. Austin '90)
 Career Record (Years) _____ 7-5 (1)
 Assistant Coaches _____ Barry Lunney Jr. (Associate Head Coach/Offensive Coordinator/Quarterbacks), Jess Loepp (co-Defensive Coordinator/Safeties), Rod Wright (co-Defensive Coordinator/Defensive Line), Tommy Perry (Special Teams Coordinator), Nick Graham (Cornerbacks), Julian Griffin (Running Backs), Matt Mattox (Run Game Coordinator/Offensive Line), Will Stein (Passing Game Coordinator/Wide Receivers), Brad Sherrod (Linbackers), Kurt Traylor (Tight Ends)
 Analysts (Offense) _____ Justin Burke, Sean Davis, Pavit Patel
 Analysts (Defense) _____ Zach Brown, Drew Rhodes, Zak Sauve
 Analyst (Special Teams) _____ Chris Roberts
 Graduate Assistants _____
 _____ Cutter Leftwich (Offense), Hunter Rittmann (Offense)
 Head Strength & Conditioning Coach _____ Ryan Filo
 Director of Operations _____ Kevin Brown
 Director of Player Personnel _____ Joe Price
 Chief of Staff _____ Matt Turner
 Player Development Coordinator _____ Damon Williams
 Head of Equipment Operations _____ Tyler Renard
 Video Coordinator _____ Alex Nicasio
 Video Production Assistant _____ Joshua Guerra
 Head Football Trainer _____ Nik Turner
 Senior Administrative Assistant _____ James Gellido
 Football Office Phone _____ (210) 458-5011

Team Information

2020 Record _____ 7-5 (.583)
 2020 C-USA Record/Finish _____ 5-2 (.714)/2nd, West
 Letterwinners Returning/Lost _____ 70/10
 Starters Returning (O/D/ST) _____ 24 (10/11/3)
 Starters Lost (O/D/ST) _____ 1 (1/0/0)
 Offensive Formation _____ Multiple
 Defensive Formation _____ 3-4

Program History

First Year _____ 2011
 All-Time Record _____ 52-66 (.441)
 All-Time Home Record _____ 31-28 (.525)
 All-Time Away Record _____ 21-37 (.362)
 All-Time Neutral Record _____ 0-1 (.000)
 All-Time Conference Record _____ 33-36 (.478)
 _____ WAC: 3-3 (.500), 2012
 _____ C-USA: 30-33 (.476), 2013-present

Athletics Communications

Associate AD (primary contact) _____ Kyle Stephens
 Email _____ kyle.stephens@utsa.edu
 Phone _____ (210) 887-3636
 Associate Director (secondary contact) _____ Brent Ingram
 Email _____ brent.ingram@utsa.edu
 Phone _____ (210) 845-8651
 Address _____ One UTSA Circle, San Antonio, TX 78249
 Website _____ goUTSA.com

TUNING IN

Saturday's game will be televised on Big Ten Network. Lisa Byington (play-by-play), Anthony Herron (analyst) and Coley Harvey (reporter) have the call. For more information on the broadcast, please visit Big Ten Network Channel Finder or Big Ten Network Live Streaming. Fans also can find the broadcast on the Fox Sports app. The contest will air live on Ticket 760 AM in the San Antonio area and on SiriusXM app channel 984. Andy Everett (play-by-play), Jay Riley (analyst) and Pat Evans (reporter) will call all the action. The pregame show will begin at 4:30 p.m. and there will be a 45-minute postgame show. The radio broadcast also can be heard online at Ticket760.com and via the iHeartRadio and The Varsity Network apps.

SEASON-OPENING SUCCESS

UTSA has won eight of its 10 previous season openers dating back to the inaugural 2011 campaign. UTSA won each of its first four lid-lifters before suffering a 42-32 defeat at Arizona in 2015. The Roadrunners rebounded to win the 2016 opener against Alabama State, 26-13, before making it back-to-back season-opening wins with a 17-10 road triumph against Baylor a year later. The Roadrunners downed Northeastern State at the Alamodome by a score of 31-3 in the program's inaugural game on Sept. 3, 2011, and the next three years saw them open the fall on the road. UTSA picked up its first-ever Football Bowl Subdivision (FBS) and road victory with a come-from-behind 33-31 victory at South Alabama on Sept. 1, 2012. The Birds then outlasted New Mexico by a 21-13 count on Aug. 31 in their 2013 opener and the following year saw the Roadrunners stun Houston, 27-7, on Aug. 29 in the first-ever game at TDECU Stadium. UTSA bounced back from a 49-7 setback at Arizona State in 2018's season opener with a 35-7 win against crosstown foe UIW in 2019 before notching its eighth season-opening victory in dramatic fashion last year in a 51-48 double-overtime road triumph over Texas State. Saturday's game at Illinois will mark the eighth time the Roadrunners have opened a season on the road.

UTSA IN SEASON OPENERS (8-2)

Date	Opponent	Score
Sept. 3, 2011	Northeastern (Okla.) State	W, 31-3
Sept. 1, 2012	at South Alabama	W, 33-31
Aug. 31, 2013	at New Mexico	W, 21-13
Aug. 29, 2014	at Houston	W, 27-7
Sept. 3, 2015	at #22 Arizona	L, 32-42
Sept. 3, 2016	Alabama State	W, 26-13
Sept. 9, 2017	at Baylor	W, 17-10
Sept. 1, 2018	at Arizona State	L, 7-49
Aug. 31, 2019	UIW	W, 35-7
Sept. 12, 2020	at Texas State	W, 51-48 (2OT)

TV BIRDS

UTSA's season opener at Illinois on Saturday will be televised by Big Ten Network, marking 98 straight televised/streamed appearances for the Roadrunners. Currently, 11 of the Roadrunners' 12 regular season games have been selected for broadcast with network information for the Memphis game on Sept. 25 expected to be announced soon. The last UTSA game that was not broadcast was the 2012 season finale against Texas State.

CELEBRATING 10TH ANNIVERSARY OF INAUGURAL SEASON

This fall, UTSA is celebrating the 10th anniversary of its inaugural 2011 season. The Roadrunners started their football program from scratch and, following a practice year in 2010, played their first season as an FCS Independent in 2011 before joining the Western Athletic Conference for the 2012 campaign. UTSA moved into its current league home — Conference USA — in 2013 and became a full-fledged FBS member starting with the 2014 season. The Roadrunners set NCAA modern startup program records in 2011 by drawing 56,743 fans to their inaugural game against Northeastern State and by averaging 35,521 fans for their six home contests that season. UTSA made its first postseason appearance at the 2016 New Mexico Bowl in its sixth season of play and registered its first win against a team from a Power 5 conference the following season with a 17-10 victory over Baylor. UTSA has posted at least six wins in five of the 10 seasons in program history and it has reached the

seven-win plateau three times, including in Jeff Traylor's debut campaign last fall. The 2012 team won a program-record eight games, while the Roadrunners notched seven victories in 2013 and again last year.

TRAYLOR AIMS TO BUILD ON FIRST-YEAR SUCCESS

Second-year UTSA head coach Jeff Traylor made history in several ways in his first season at the helm in 2020. He became the first head coach in program history to win his first three games, which also marked the third 3-0 start in program annals and the first since 2017. The Roadrunners pulled out a thrilling 51-48 double-overtime victory over Texas State in Traylor's debut on Sept. 12 and then defeated his alma mater, Stephen F. Austin, 24-10 in the home opener the following Saturday before making history with the 37-35 victory over Middle Tennessee on Sept. 25. With the 49-17 triumph over North Texas in the regular season finale, Traylor became the first UTSA coach to notch seven victories in his debut season and it also marked the third time the Roadrunners won at least seven games and the first since the 2013 team went 7-5. He also guided UTSA to the second bowl appearance in program history, as the Roadrunners dropped a hard-fought 31-24 decision to No. 16 Louisiana in the SERVPRO First Responder Bowl on Dec. 26 in Dallas. Traylor boasts more than 30 years of coaching experience, including a highly successful 15-year career as head coach at Gilmer High School, where he led his hometown Buckeyes to three state championships and two state runner-up finishes and posted a 175-26 (.871) record. Named the third head coach in UTSA history on Dec. 10, 2019, Traylor previously was the associate head coach and running backs coach at Arkansas (2018-19) and SMU (2017) after two seasons at Texas serving as associate head coach for the offense and receivers coach in 2016 and special teams coordinator and tight ends coach in 2015.

WHO'S COUNTING?

Now in their 11th season of play, the Roadrunners will play the 119th game in program history and first-ever contest in the state of Illinois on Saturday when they face Illinois in the opener. UTSA is 52-66 all-time and 21-38 away from the Alamodome. By comparison, Illinois started playing football in 1890 and owns an all-time record of 615-606-51 now in its 132nd season.

SCOUTING ILLINOIS

The Fighting Illini held off Nebraska 30-22 last Saturday in Champaign to hand head coach Bret Bielema a win in his Illinois debut. Quarterback Artur Sitkowski came off the bench and completed 12 of 15 passes for 124 yards and a pair of touchdowns to help Illinois overcome an early 9-2 deficit. The Illini built a 30-9 advantage in the third quarter and held on for the victory. Mike Epstein led the ground attack with 75 yards and a touchdown on 16 rushes, while Isaiah Williams paced the receivers with six catches for 41 yards and a score. The Illinois defense registered six tackles for loss, including five sacks, and was led by Tony Adams' 11 stops. Bielema is 98-58 in his 13th year as a head coach.

SERIES HISTORY

This will be the first meeting on the gridiron between UTSA and Illinois and it also marks the Roadrunners' first matchup against a team from the Big Ten Conference. Of note, UTSA's first-ever appearance in the NCAA Men's Basketball Tournament was against Illinois, an 81-72 setback in the first round in 1988 in Cincinnati, Ohio.

STAFF CONNECTIONS

UTSA director of player personnel Joe Price was Illinois' director of high school relations for the 2019 season, helping the Fighting Illini win six games and make an appearance in the Redbox Bowl. Additionally, UTSA associate head coach and offensive coordinator Barry Lunney Jr. spent four seasons (2014-17) as the tight ends coach on current Illinois head coach Bret Bielema's staff at Arkansas.

UTSA PAIR GARNERS PRESEASON ALL-AMERICA ACCOLADES

Sincere McCormick and Lucas Dean both have earned spots on preseason All-America squads. McCormick has been named a preseason second-team All-America running back by Athlon Sports, Phil Steele, Sporting News, USA TODAY and Walter Camp, while Dean is a preseason second-team choice at punter by Sporting News.

« RADIO BROADCAST INFO »

All UTSA football games will be carried live in the San Antonio area on Ticket 760 AM, online at Ticket760.com and via the free iHeartRadio app and The Varsity Network.

Andy Everett, the play-by-play voice of the Roadrunners, will be joined for football broadcasts by analyst Jay Riley along with sideline reporter Pat Evans. There will be two-hour pregame and 45-minute postgame shows for each broadcast.

Everett also will host "The Jeff Traylor Radio Show", from 7-8 p.m. each Wednesday (subject to change) live from the Sand Box (7280 UTSA Blvd.) beginning on Sept. 1. The show will air live on Ticket 760 AM, online at Ticket760.com and via the free iHeartRadio app and The Varsity Network.



UTSA BY THE NUMBERS

Record	0-0
Conference USA	0-0
vs. West	0-0
vs. East	0-0
Non-Conference.....	0-0
Home	0-0
Road	0-0
Day	0-0
Night.....	0-0
UTSA scores on first possession.....	0-0
Opponent scores on first possession.....	0-0
UTSA scores first	0-0
Opponent scores first	0-0
UTSA leads after 1st quarter.....	0-0
Opponent leads after 1st quarter.....	0-0
Teams are tied after 1st quarter.....	0-0
UTSA leads at halftime	0-0
Opponent leads at halftime	0-0
Teams are tied at halftime	0-0
UTSA leads after 3rd quarter	0-0
Opponent leads after 3rd quarter.....	0-0
Teams are tied after 3rd quarter.....	0-0
Game goes to overtime.....	0-0
Scores less than 20 pts.....	0-0
Scores 20+ points.....	0-0
Scores 30+ points.....	0-0
Allows less than 20 pts.....	0-0
Allows 20+ points.....	0-0
Allows 30+ points.....	0-0
UTSA has more total yards	0-0
Opponent has more total yards	0-0
UTSA has more rushing yards	0-0
Opponent has more rushing yards.....	0-0
UTSA has more passing yards.....	0-0
Opponent has more passing yards.....	0-0
Rushes for fewer than 100 yards	0-0
Rushes for more than 100 yards	0-0
Rushes for 200+ yards	0-0
Passes for 200+ yards.....	0-0
Passes for 300+ yards.....	0-0
UTSA has 100-yard rusher.....	0-0
Opponent has 100-yard rusher	0-0
UTSA has 100-yard receiver	0-0
Opponent has 100-yard receiver.....	0-0

THIS WEEK IN C-USA

Wednesday, Sept. 1

Jacksonville State at UAB (ESPN) 6:30 p.m.

Thursday, Sept. 2

Long Island at FIU (ESPN3) 6 p.m.

UT Martin at WKU (ESPN+) 7 p.m.

Friday, Sept. 3

Duke at Charlotte (CBSSN) 6 p.m.

Old Dominion at Wake Forest (ACC Network) 6 p.m.

Saturday, Sept. 4

Rice at Arkansas (SEC Network +) 1 p.m.

Marshall at Navy (CBSSN) 2:30 p.m.

LA Tech at Mississippi State (ESPN3) 3 p.m.

Monmouth at Middle Tennessee (ESPN3) 6 p.m.

Florida Atlantic at Florida (SEC Network) 6:30 p.m.

Northwestern State at North Texas (ESPN3) 6:30 p.m.

UTSA at Illinois (Big Ten Network) 6:30 p.m.

Southern Miss at South Alabama (ESPN3) 7 p.m.

Bethune-Cookman at UTEP (ESPN3) 8 p.m.



NINE ROADRUNNERS LAND ON WATCH LISTS

The preseason honors have piled up for UTSA, as an unprecedented nine Roadrunners have landed on watch lists for national awards. Leading the way is All-America running back Sincere McCormick, who appears on four different watch lists, while Hunter Duplessis, Frank Harris and Rashad Wisdom each have made a pair of lists.

Watch List	Player
Chuck Bednarik Award	Rashad Wisdom
Biletnikoff Award	Zakhari Franklin
Davey O'Brien National Quarterback Award	Frank Harris
Doak Walker Award	Sincere McCormick
Earl Campbell Tyler Rose Award	Sincere McCormick
Jim Thorpe Award	Rashad Wisdom
John Mackey Award	Leroy Watson
Lou Groza Award	Hunter Duplessis
Manning Award	Frank Harris
Maxwell Award	Sincere McCormick
Outland Trophy	Spencer Burford
Polynesian Player of the Year Award	Ahofitu Maka
Ray Guy Award	Lucas Dean
Walter Camp Player of the Year Award	Sincere McCormick
Wuerffel Trophy	Hunter Duplessis

ROADRUNNERS PICKED SECOND IN C-USA WEST

UTSA has been picked to finish second in Conference USA's West Division in a vote by media members who cover the league. The Roadrunners received nine first-place votes and have been projected second behind defending conference champion UAB, which collected 15 first-place votes. Louisiana Tech is predicted to finish third in the West Division, followed by Southern Miss, Rice, North Texas and UTEP.

2021 CONFERENCE USA PREDICTED ORDER OF FINISH

WEST DIVISION

1. UAB (15)
2. **UTSA (9)**
3. Louisiana Tech
4. Southern Miss
5. Rice
6. North Texas
7. UTEP

EAST DIVISION

1. Marshall (17)
 2. Florida Atlantic (6)
 3. WKU (1)
 4. Charlotte
 5. Middle Tennessee
 6. FIU
 7. Old Dominion
- (first place votes in parentheses)*

TRACKING UTSA'S OPPONENTS

Opponent	Result	Opp. Record	Opp. Last Game	Opp. Next Game
at Illinois	—	1-0	W, 30-22 vs. Nebraska	at Virginia (Sept. 11)
vs. Lamar	—	0-0	—	vs. North American (Sept. 2)
vs. Middle Tennessee	—	0-0	—	vs. Monmouth (Sept. 4)
at Memphis	—	0-0	—	vs. Nicholls (Sept. 4)
vs. UNLV	—	0-0	—	vs. Eastern Washington (Sept. 2)
at WKU	—	0-0	—	vs. UT Martin (Sept. 2)
vs. Rice	—	0-0	—	at Arkansas (Sept. 4)
at Louisiana Tech	—	0-0	—	at Mississippi State (Sept. 4)
at UTEP	—	1-0	W, 30-3 at New Mexico State	vs. Bethune-Cookman (Sept. 4)
vs. Southern Miss	—	0-0	—	at South Alabama (Sept. 4)
vs. UAB	—	0-0	—	vs. Jacksonville State (Sept. 1)
North Texas	—	0-0	—	vs. Northwestern State (Sept. 4)

UTSA DUO COLLECTS C-USA PRESEASON HONORS

UTSA punter Lucas Dean has been named Conference USA Preseason Special Teams Player of the Year and running back Sincere McCormick has been chosen as C-USA Preseason Offensive Player of the Year in a vote by the league's head coaches. Both players won their respective conference superlative awards following their sophomore seasons in 2020, marking the first time UTSA picked up two such honors in the same year, while McCormick also was named C-USA Freshman of the Year in 2019.

BURFORD, WOOLEN PEGGED FOR PAIR OF PRE-DRAFT LISTS

UTSA offensive lineman Spencer Burford and cornerback Tariq Woolen have been named to the 2021-22 NFL Players Association Collegiate Bowl Big Board, as well as the Reese's Senior Bowl Watch List. Burford, a San Antonio Wagner High School product, earned second-team all-conference honors last season after appearing in 11 games and drawing 10 starts at right or left tackle. He allowed just three hits on the quarterback and four sacks in 388 pass-blocking snaps, according to Pro Football Focus. Woolen, a Fort Worth native, appeared in 11 contests and made seven starts at cornerback last fall in his first full season on the defensive side of the ball. He registered 35 tackles, including 20 solo stops, 2.5 tackles for loss and 1.5 sacks, and also posted four pass breakups, two quarterback hurries and one interception.

TARIQ THE FREAK

UTSA cornerback Tariq Woolen made Bruce Feldman's annual Freaks List, landing at the No. 6 spot out of 101 college football players. The former wide receiver posted eye-opening numbers this summer during strength and conditioning testing. He leaped 11 feet, five inches in the broad jump and clocked a time of 4.34 second in the 40-yard dash, in which he hit 23.33 miles per hour.

DOZEN ROADRUNNERS BACK FOR SUPER SENIOR SEASON

A dozen UTSA football seniors have elected to return to the Roadrunners for an extra year of eligibility in 2021, taking advantage of an NCAA blanket waiver for all 2020 fall sports student-athletes due to the COVID-19 pandemic. The 12 Roadrunners who will return for their super senior season are:

Myles Benning, TE
 B.J. Daniels, RB
 Lorenzo Dantzler, DL
 Hunter Duplessis, PK
 Jalyn Galmore, OL
 Jaylon Haynes, DL
 DeQuarius Henry, OLB
 Clarence Hicks, OLB
 Antonio Parks, S
 Dominic Pastucci, OL
 Leroy Watson, TE
 Charles Wiley, OLB

PLAYING IN A FIFTH YEAR

UTSA boasts 10 players who are in line to play in a game for a fifth year, marking the fourth-highest total in the FBS. The Roadrunners are tied with Colorado State, Texas Tech and Toledo on the list that is paced by WKU's 14, followed by Louisiana Tech (13), Houston (11) and Pitt (11). Below is a list of Roadrunners who could appear in a game for a fifth season in 2021:

B.J. Daniels (2017-20)
 Hunter Duplessis (2017-20)
 Denzel Feaster (2015-16, '18, '20)
 Jaylon Haynes (2017-20)
 DeQuarius Henry (2017-20)
 Lamonte McDougle (2017-20)
 Antonio Parks (2017-20)
 Dominic Pastucci (2017-20)
 Dru Prox (2017-20)
 Charles Wiley (2017-20)

SINCERE SUCCESS

After enjoying one of the most heralded seasons in program history in 2020, UTSA running back Sincere McCormick enters his third year looking to build upon that success. The Converse Judson High School product is a preseason All-American by five national publications — Athlon Sports, Phil Steele, Sporting News, USA TODAY and Walter Camp — and he has been pegged as the C-USA Preseason Offensive Player of the Year and the Best Running Back in the state of Texas by Dave Campbell's

STAT LEADERS (2020)

PASSING			
PLAYER	COMP	ATT	INT - YDS - TD
Frank Harris	159	250	6 - 1,630 - 12
Lowell Narcisse	35	56	0 - 417 - 3
Josh Adkins	18	33	0 - 270 - 1

RUSHING		
PLAYER	ATT	YDS - TD
Sincere McCormick	249	1,467 - 11
Frank Harris	95	648 - 9
Brenden Brady	50	239 - 1
B.J. Daniels	23	129 - 2
Lowell Narcisse	32	126 - 0
Kaedric Cobbs	11	56 - 1

RECEIVING		
PLAYER	REC	YDS - TD
Joshua Cephus	58	547 - 5
Zakhari Franklin	49	694 - 7
Brennon Dingle	27	266 - 2
Sincere McCormick	20	131 - 0
Leroy Watson	14	176 - 0
Tykee Ogle-Kellogg	11	169 - 1
Sheldon Jones	11	134 - 0
De'Corian Clark	8	58 - 1
Brenden Brady	7	48 - 0
Gavin Sharp	6	67 - 0
Julon Williams	5	22 - 0
Oscar Cardenas	3	46 - 0

TACKLES		
PLAYER	TOT	TFL - SACK
Rashad Wisdom	95	2.5 - 0.0
Trevor Harmanson	73	9.0 - 1.0
Jamal Ligon	72	7.5 - 4.0
Kelechi Nwachuku	56	0.0 - 0.0
Antonio Parks	50	4.0 - 0.0
Clarence Hicks	46	4.5 - 1.0
Charles Wiley	43	10.0 - 2.0
Corey Mayfield Jr.	37	3.0 - 1.0
Tariq Woolen	35	2.5 - 1.5
Tyler Mahnke	34	2.0 - 0.0
Lorenzo Dantzler	29	5.5 - 1.0
Brandon Matterson	30	4.5 - 2.0
Ken Robinson	28	1.0 - 0.0

RECORDS BY UNIFORM COMBO

Blue Helmets (34-44)	Record
Blue Jerseys/Blue Pants	9-6
Blue Jerseys/Orange Pants	2-0
Blue Jerseys/White Pants	8-7
Orange Jerseys/Blue Pants	2-3
Orange Jerseys/Orange Pants	2-3
Orange Jerseys/White Pants	1-0
White Jerseys/Blue Pants	3-9
White Jerseys/Orange Pants	2-4
White Jerseys/White Pants	5-12

White Helmets (17-22)	Record
Blue Jerseys/Blue Pants	2-1
Blue Jerseys/Orange Pants	1-0
Blue Jerseys/White Pants	4-5
Orange Jerseys/Orange Pants	1-1
Orange Jerseys/White Pants	1-3
White Jerseys/Blue Pants	2-2
White Jerseys/Orange Pants	0-4
White Jerseys/White Pants	6-5
Lead Jerseys/White Pants	0-1

Black Helmets (1-0)	Record
Black Jerseys/Black Pants	1-0

100-YARD RUSHERS

Player	2020	Career
Sincere McCormick	7	10
Frank Harris	2	3
Brenden Brady	1	1
Lowell Narcisse	0	1

100-YARD RECEIVERS

Player	2020	Career
Zakhari Franklin	4	5
Sheldon Jones	0	1

INTERCEPTIONS

Player	2020	Career
Rashad Wisdom	4	5
Corey Mayfield Jr.	2	2
Antonio Parks	1	1
Tariq Woolen	1	1
Donyai Taylor	1	1
Clarence Hicks	1	1
SaVion Harris	0	1
Dadrian Taylor	0	1

SACKS LEADERS

Player	2020	Career
DeQuarius Henry	1.0	10.0
Lorenzo Dantzler	1.0	9.0
Jaylon Haynes	4.0	7.0
Trumane Bell II	4.5	4.5
Jamal Ligon	4.0	4.0
Christian Clayton	2.0	2.0
Clarence Hicks	0.0	2.0
Brandon Matterson	2.0	2.0
Charles Wiley	2.0	2.0
Rashad Wisdom	0.0	2.0
Tariq Woolen	1.5	1.5
Trevor Harmanson	1.0	1.0
De'Marco Guidry	1.0	1.0
Corey Mayfield Jr.	1.0	1.0

DOUBLE-FIGURE TACKLERS

Player	2020	Career
Rashad Wisdom	4	5
Jamal Ligon	1	1
Kelechi Nwachuku	1	1
Ken Robinson	1	1
Trevor Harmanson	0	1

STAT SUPERLATIVES

Most Games Played (min. 38): B.J. Daniels (45), Dominic Pastucci (42); DeQuarius Henry (39)

Consecutive Games with a Tackle (min. 20): Rashad Wisdom (23), Trevor Harmanson (20)

Texas Football. McCormick also appears on preseason watch lists for the Doak Walker, Earl Campbell Tyler Rose, Maxwell and Walter Camp Player of the Year Awards. The honors are nothing new, as he earned a long list of accolades in 2020 including being named a second-team All-American by both the Football Writers Association of America and Phil Steele. He was one of five finalists for the Earl Campbell Tyler Rose Award and a semifinalist for the Doak Walker Award. After rushing for 1,467 yards and 11 touchdowns on 249 carries — all UTSA single-season records — McCormick was tabbed Dave Campbell's Texas Football Texas College Player of the Year and an All-Texas College First Team selection, as well as the Conference USA Offensive Player of the Year and a first-team all-conference performer. He led the league and ranked second nationally behind Iowa State's Breece Hall in rushing yards while logging a conference-best seven 100-yard rushing games. The 2019 C-USA Freshman of the Year and FWAA Freshman All-American registered the top two and five of the top 10 rushing games in the league last fall.

REWRITING THE RECORD BOOK

In just two seasons as a Roadrunner, Sincere McCormick has rewritten the program's record book. Last season, he smashed the school's single-season standards with 1,467 rushing yards on a program-record 249 carries, reaching the end zone 11 times on the ground, also a UTSA best. The 2020 Conference USA Offensive Player of the Year also set single-season marks seven 100-yard rushing games and 133.4 rushing yards per game and he shattered his own single-season mark with 1,598 all-purpose yards. McCormick took down UTSA's single-game records for rushing yards with 251 against North Texas and rushing attempts with 37 while also matching the mark for rushing TDs with three versus Louisiana Tech. In just 23 career games, he has eclipsed the program's career rushing yardage record with 2,450 and he owns the best averages for rushing yards per attempt (5.75) and game (106.5). His 10 career 100-yard rushing games and 120.7 all-purpose yards per outing also stand at the top of the program's career chart. McCormick can match David Glasco's UTSA standard with 20 career rushing TDs with his next score and he needs just 49 carries to break Jarveon Williams' career mark of 474.

Sincere McCormick's UTSA Records

Game

251 rushing yards (vs. North Texas, 11/28/20)

3 rushing TDs (vs. Louisiana Tech, 10/24/20)

37 rushes (vs. Louisiana Tech, 10/24/20)

Season

1,467 rushing yards (2020)

11 rushing touchdowns (2020)

249 rushes (2020)

133.4 rushing yards/game (2020)

7 100-yard rushing games (2020)

1,598 all-purpose yards (2020)

145.3 all-purpose yards/game (2020)

Career

10 100-yard rushing games

5.75 yards/rush

106.5 rushing yards/game

120.7 all-purpose yards/game

QB ROOM LOADED WITH STARTING EXPERIENCE

UTSA is in rare company when it comes to the experience found in the quarterback room. The Roadrunners are one of only 15 teams with three or more QBs who have started an FBS game. Frank Harris has started 14 games under center during his UTSA career, while Josh Adkins made 20 starts at New Mexico State before transferring to UTSA prior to a 2020 campaign that saw him make one start for the Roadrunners. Lowell Narcisse has earned the starting nod in eight contests over the last two seasons as a Roadrunner.

OVERCOMING ADVERSITY

UTSA quarterback Frank Harris has overcome a series of challenging setbacks due to injury over the past half-decade to emerge as one of the top dual threats in the nation, as he has been named to preseason watch lists for the Davey O'Brien National Quarterback and Manning Awards. The lefthander has battled back from two knee injuries, including one that knocked him out for the entire 2018 season, and a shoulder injury that ended his 2019 campaign after four games, to appear in 15 contests with 14 starts over the past two seasons. The Schertz Clemens High School product has completed 225 of 341 passes for 2,116 yards and 15 touchdowns as a Roadrunner and he currently owns UTSA's career record for completion percentage (.660), while he ranks third all-time in passing yards, passing touchdowns and

passing efficiency (127.9). An honorable mention all-conference selection a season ago, Harris played in 11 contests and drew 10 starts, setting the program's single-season standard by completing 63.6% (159-250) of his passes for 1,630 yards and 12 TDs, while also rushing for 528 yards and nine scores on 95 carries.

EXPERIENCE UP FRONT

UTSA boasts one of the most experienced offensive lines in the country. Nine Roadrunners own at least two starts, the second-best total in the country behind Minnesota's 10. Leading the way is the senior trio of Spencer Burford, Kevin Davis and Ahofitu Maka, who have combined for 86 starts during their UTSA careers. Burford, a San Antonio Wagner graduate and member of the Outland Trophy watch list, has made 31 starts at both guard and tackle over the past three seasons. Maka, a Hawaiian who appears on the watch list for the Polynesian College Football Player of the Year, has drawn 23 starts with all but one at center during the last two years. Those two Roadrunners earned second-team All-Conference USA accolades last fall after helping UTSA set school records for rushing yards (2,585), rushing yards per game (215.4), yards per rush (5.21) and rushing touchdowns (24). Davis a native of Angleton, Texas, leads all UTSA offensive linemen with 32 career starts, including 14 at center.

UTSA's Returning OL Starts

Kevin Davis	32
Spencer Burford	31
Ahofitu Maka	23
Dominic Pastucci	11
Makai Hart	8
Terrell Haynes	6
Jalyn Galmore	5
Demetris Allen	2
Brandon Rolfe	2
Total	120

DYNAMIC DUO

Joshua Cephus and Zakhari Franklin have paired up for the last two seasons to give UTSA a dynamic receiving duo. Cephus started all 12 contests last fall and tied UTSA's single-season record with 58 receptions. The Houston native racked up 547 receiving yards and five touchdowns and he had four or more catches in 10 contests en route to earning honorable mention All-Conference USA accolades. Franklin, who appears on the Biletnikoff Award preseason watch list, missed the first two games but then exploded into one of the league's top receiving threats, breaking UTSA single-season marks with 694 receiving yards, four 100-yard receiving games and 69.4 receiving yards per outing while collecting honorable mention all-league laurels. The Cedar Hill High School product also set a single-game mark with 12 receptions that resulted in 138 yards and two touchdowns against Army. Cephus enters the 2021 campaign with 66 career receptions for 700 yards and six TDs, while Franklin has caught 87 passes for 1,185 yards and 10 scores as a Roadrunner.

TIGHT END DEPTH SET TO SHINE

The UTSA coaching staff has a deep history of mentoring accomplished tight ends and head coach Jeff Traylor told members of the media in August that he would take this year's lineup of Roadrunners tight ends anywhere. Headlining the position group is super senior Leroy Watson, a John Mackey Award watch list member with a punishing blocking style who has emerged as a receiving threat. The Snellville, Georgia, native was named honorable mention All-Conference USA last fall after catching 14 passes for 176 yards, an average of 12.6 yards per reception. Gavin Sharp, a fourth-year tight end from Leander, Texas, leads the position with 33 receptions for 255 yards and a TD in 32 career contests. Last season saw Oscar Cardenas, a San Antonio Brandeis High School product, develop into a strong blocker while also averaging 15.3 yards per catch. Depth also will come from converted

defensive lineman Peter Gray, sophomore Allen Horace II — the highest-rated recruit in school history — and freshman Dan Dishman.

WISDOM IN THE SECONDARY

UTSA safety Rashad Wisdom has emerged as one of the team leaders during his two-plus years on campus. One of seven Roadrunners who played at Converse Judson High School, he has played in 24 games and drawn 22 starts at safety during his career. He has landed on the preseason watch lists for the Chuck Bednarik and Jim Thorpe Awards after a sensational sophomore season that saw him earn first-team all-conference and Dave Campbell's Texas Football All-Texas College honors. Wisdom led the Roadrunners and ranked second in C-USA with 95 tackles and he picked off a league-high four passes, which tied the program's single-season record. He also recorded a team-best 60 solo stops, 2.5 tackles for loss, a pair of forced fumbles and a pass breakup in 2020 and he returned an interception 81 yards for a touchdown for his second career pick-six, which is tied atop the program's all-time list, in the 51-48 double-overtime victory against Texas State last September. Wisdom's family captured the hearts of the UTSA football program and the San Antonio community over the past two years by sharing the story of Rashad's younger brother, Bryce, who was diagnosed with cancer in 2019 and passed away at the age of 17 in July 2020.

EXPERIENCE ON THE EDGE

UTSA will enter the season with a load of experience at both outside linebacker positions. The defense made the switch to a 3-4 base alignment prior to the 2020 campaign and the dividends paid off, helping the Roadrunners lead the conference in sacks (25), tackles for loss (85), interceptions (11), takeaways (19) and turnover margin (+7). One on edge, a pair of super seniors are back at the "Will" spot in Charles Wiley and DeQuarius Henry. Wiley, a native of Stockbridge, Georgia, who transferred from Mississippi last year, earned honorable mention All-Conference USA accolades after posting 43 tackles, a team-high 10 tackles for loss, a pair of sacks and four quarterback hurries. Henry, a Houston native, enters his sixth year on the roster with 16.5 tackles for loss and 10 sacks in 39 career contests. On the other side at the "Sam" position, super senior Clarence Hicks and the Taylor brothers — senior Dadrian and sophomore Donyai — return with a combined 17.5 stops behind the line of scrimmage and three interceptions in 56 career games.

D-LINE FACTORY

In its short history, UTSA has made a name for itself by producing defensive linemen who have moved on to the professional ranks. Headlining that list is 2018 NFL first round draft pick Marcus Davenport, the 2017 Conference USA Defensive Player of the Year and a current member of the New Orleans Saints. Several current Roadrunners have their eyes on joining the likes of Davenport, Los Angeles Rams defensive end Eric Banks, Ashaad Mabry, Jason Neill, Brian Price and Kevin Strong Jr., a third-year defensive lineman for the Detroit Lions. Leading the way is super senior Jaylon Haynes, a two-time honorable mention all-conference performer with 21.5 tackles for loss — fifth on UTSA's career chart — and seven sacks in 37 career games. The Roadrunners' experienced line also includes super senior Lorenzo Dantzler, who earned honorable mention all-league recognition a year ago and boasts 20.5 TFL and nine sacks in 36 games as a Roadrunner. Brandon Mattern, a fourth-year player from San Antonio Brandeis High School, also made C-USA's honorable mention in 2020 after recording 4.5 TFL and a pair of sacks.

DEPENDABLE DUPLESSIS

UTSA place-kicker Hunter Duplessis has emerged as a dependable option with his right leg. A member of the Lou Groza Award preseason watch list, he will enter his super senior season with 26 career field goals — third in UTSA history — and 65 extra points, the second-best total in program annals. The San Antonio Cole High School product was a Phil Steele honorable mention All-American, Lou Groza semifinalist and first-team all-conference selection

in 2020 after he made 17 of 20 field goals and 40 of 41 PATs, marks that both rank second on the school's single-season chart. Duplessis ranked ninth nationally in field goals made, 21st in field-goal percentage (.850) and 25th in field goals per game (1.42), and he scored a UTSA-record 91 points, good for second in Conference USA. Also an excellent student, he was the 2020-21 C-USA Football Scholar Athlete of the Year, a C-USA All-Academic Team selection, a semifinalist for the William V. Campbell Trophy and a first-team CoSIDA Academic All-District honoree. Duplessis earned his bachelor's degree as a double major in cyber security and information systems, graduating with a 3.78 GPA in August 2020, and he currently is studying technology management in postgraduate work.

PUNTER FROM DOWN UNDER

In its short history, UTSA has developed consistent success in the punting game with the likes of Kristian Stern and Yannis Routsas, a 2017 Ray Guy Award semifinalist. Lucas Dean has emerged as the next in that strong punting lineage. A product of Prokick Australia and the first Roadrunner from Down Under, Dean has used an Australian Rules Football background to help provide UTSA with a weapon in the kicking game since his arrival on campus in 2019. As a true freshman, he averaged 40.8 yards on 65 punts and booted 12 of 50-plus yards. He also pinned opponents inside the 20-yard line 16 times and induced 28 fair catches. Dean provided quite the encore in 2020, shattering UTSA's single-season punting average record with a 46.0 mark to lead Conference USA and rank sixth nationally. A semifinalist for the Ray Guy Award, he was named C-USA Special Teams Player of the Year and a second-team All-American by the Sporting News. Dean registered 27 punts that pinned opponents inside the 20-yard line, including 15 inside the 10 and seven inside the 5, and he recorded 21 punts of 50-plus yards, including a career-best 67-yarder against Florida Atlantic, during his sophomore season. Dean is on this year's watch list for the Ray Guy Award and has been tabbed a preseason second-team All-American by the Sporting News.

DOWN TO THE WIRE

UTSA was no stranger to close contests in 2020, as nine of the 12 were one-score ballgames in the fourth quarter. The Roadrunners opened the season with a double-overtime decision at Texas State that saw the Bobcats rally to tie the score with 1:16 left to play before UTSA escaped with a 51-48 win after Hunter Duplessis' field goal in the second extra frame. UTSA's home opener versus Stephen F. Austin saw the Roadrunners storm out to a 17-0 advantage only to have the Lumberjacks climb back to within 17-10 until a Frank Harris touchdown run with 7:08 left to play secured a 24-10 victory. UTSA held a 37-29 fourth-quarter lead over Middle Tennessee on Sept. 25 before a Blue Raiders score with 1:04 left on the clock made it a two-point contest. The pass attempt on the two-point try fell incomplete, sending UTSA to its first 3-0 start since 2017. On Oct. 3, the Roadrunners trailed UAB by a 21-6 count early in the final stanza before a Sincere McCormick touchdown dash pulled UTSA to within 21-13 with 10:31 remaining. In a road matchup with No. 15 BYU the following Saturday, the Roadrunners cut a 21-6 deficit to one score after a 32-yard TD pass from Lowell Narcisse to Zakhari Franklin early in the fourth. After the Cougars pushed their lead to 27-13 with 2:18 left to play, Narcisse found Brennon Dingle for a 34-yard scoring connection that helped make it 27-20 with 1:17 left, but BYU held on for the win after recovering an onside kick. Against Army West Point, Franklin hauled in an 11-yard touchdown pass from Harris with 14:06 left to play to cut the deficit to 21-16, but the Black Knights answered with a TD of their own less than two minutes later to help seal a 28-16 win. UTSA rallied from a 13-point deficit with a pair of fourth-quarter touchdowns to pull out a 27-26 triumph over Louisiana Tech on Oct. 24 and held off Southern Miss by a 23-20 count on Nov. 21 in Hattiesburg, while the SERVPRO First Responder Bowl saw the Roadrunners erase a 24-7 deficit to No. 16 Louisiana and knot the score at 24-all early in the fourth quarter before a late Ragin' Cajuns touchdown proved to be the difference.

BROTHERLY DUOS

UTSA has two sets of brothers on the 2021 roster in offensive lineman Kevin Davis and wide receiver Isaiah Davis, along with outside linebackers Dadrin and Donyai Taylor.

A FOCUS ON RECRUITING TEXAS

UTSA's 112-man roster features 87 players — 78% — who hail from the state of Texas. The next-closest state is Louisiana with seven, while there are five players from Mississippi. California and Florida are considered home for three players apiece and two are from Georgia. UTSA has one player each from Iowa, Hawai'i, Tennessee and Virginia, while Lucas Dean is the first Roadrunner from Australia.

KEEPING THEM HOME

UTSA head coach Jeff Traylor and his staff have placed an emphasis on recruiting the city of San Antonio and surrounding area. The current roster includes 29 players from Greater San Antonio with a team-high seven hailing from perennial power Converse Judson High School.

Player (High School)

Josh Adkins (Smithson Valley)
Rudy Aleman Jr. (Warren)
Brenden Brady (Steele)
Spencer Burford (Wagner)
Oscar Cardenas (Brandeis)
JayVeon Cardwell (Steele)
Cade Collenback (O'Connor)
Hunter Duplessis (Cole)
Frank Harris (Clemens)
Caden Holt (New Braunfels Canyon)
Jaden Jones (East Central)
Ethan Laing (Boerne Champion)
Caleb Lewis (Steele)
De'Anthony Lewis (Judson)
Frankie Martinez (East Central)
Brandon Matterson (Brandeis)
Sincere McCormick (Judson)
Trey Moore (Smithson Valley)
Xavier Player (Steele)
Jalen Rainey (Brandeis)
Jaren Randle (Johnson)
Robert Rigsby (Judson)
Justin Rodriguez (Johnson)
Daniel Santallana (East Central)
Kamron Scott (Judson)
Xavier Spencer (Judson)
Dre Spriggs (Harlan)
Julon Williams (Judson)
Rashad Wisdom (Judson)

UTSA'S 210 TRIANGLE OF TOUGHNESS

UTSA head coach Jeff Traylor has installed many new ideas, including his Culture Pillars: Integrity, Passion, Mental & Physical Toughness, Selfless and Perfect Effort. As part of that new culture, the players voted after fall camp on who would earn single-digit jersey numbers, a reward for representing mental and physical toughness on and off the field. The numbers 2, 1 and 0 — San Antonio's area code — were chosen for the players voted to represent the 210 Brand, the UTSA Triangle of Toughness. Below are the single-digit jersey numbers as voted by their teammates:

- 0 — Frank Harris, Rashad Wisdom
- 1 — Jaylon Haynes, Leroy Watson
- 2 — Joshua Cephus, Charles Wiley
- 3 — Sincere McCormick, Tariq Woolen
- 4 — Zakhari Franklin, Antonio Parks
- 5 — Brenden Brady, Hunter Duplessis
- 6 — Lorenzo Dantzler
- 7 — Dadrian Taylor
- 8 — Josh Adkins, Jamal Ligon
- 9 — Clarence Hicks

Trevor Harmanson also was voted into the single-digit group but elected to stay in No 15, while offensive linemen Spencer Burford, Makai Hart and Ahofitu Maka also received the necessary votes but cannot change to a single-digit number due to their position.

LEADERSHIP COUNCIL ELECTED

UTSA has elected a Leadership Council made up of representatives from each position group.

- Quarterbacks — Josh Adkins, Frank Harris
- Running Backs — Brenden Brady, Sincere McCormick
- Wide Receivers — Joshua Cephus
- Tight Ends — Leroy Watson
- Offensive Line — Spencer Burford, Ahofitu Maka
- Defensive Line — Lorenzo Dantzler, Jaylon Haynes
- Inside Linebackers — Jamal Ligon
- Outside Linebackers (S) — Dadrian Taylor
- Outside Linebackers (W) — Charles Wiley
- Safeties — Rashad Wisdom
- Cornerbacks — Ken Robinson
- Special Teams — Myles Benning, Kelechi Nwachuku
- Specialists — Hunter Duplessis

UP NEXT

UTSA will host Lamar for the home opener on Saturday, Sept. 11. Kickoff is slated for 5 p.m. at the Alamodome.

« UTSA COACHING STAFF SPEED CHART »

« ON THE SIDELINE »



Jeff Traylor
Head Coach



Barry Lunney Jr.
Offensive Coordinator/
Quarterbacks



Jess Loepp
Co-Defensive
Coordinator/Safeties



Rod Wright
Co-Defensive Coordinator/
Defensive Line



Tommy Perry
Special Teams
Coordinator



Matt Mattox
Run Game Coordinator/
Offensive Line



Will Stein
Passing Game Coordinator/
Wide Receivers



Julian Griffin
Running Backs



Nick Graham
Cornerbacks

« IN THE BOOTH »



Kurt Traylor
Tight Ends



Brad Sherrod
Linebackers

« **UTSA FOOTBALL MEDIA POLICY** »

The UTSA Athletics Communications Office assists members of the media with their coverage of all 17 Roadrunners sports by coordinating interviews and providing feature ideas, notes, statistics and any other information needed to cover the athletics department. Media members may check the UTSA Athletic's official website — goUTSA.com — for the latest information on all Roadrunners sports.

INTERVIEW POLICY

All interviews with UTSA student-athletes and coaches must be arranged at least 24 hours in advance by contacting the Athletics Communications Office. Telephone interviews are available to the media on a "call-back" basis ONLY and at a time that is convenient for the interviewee. Contact information (i.e., cell phone numbers) for student-athletes and coaches WILL NOT be provided to the media.

MEDIA AVAILABILITY

During the season, UTSA head coach Jeff Traylor will be available during a Monday media roundtable session. Coach Traylor and student-athletes will be available post-practice on Tuesdays and Wednesdays. All interview requests for the week should be made by 3 p.m. on Mondays.

PRACTICE POLICIES

UTSA football practices take place at the RACE practice fields on the Main Campus. Practices are closed during the season. Questions pertaining to practice schedules and specific media information regarding coverage for all other sports may be directed to Kyle Stephens and/or Brent Ingram.

POSTGAME PROCEDURES

Following a brief cooling-off period, UTSA head coach Jeff Traylor and requested student-athletes will be made available for interviews via Zoom or in a socially distanced setting.

CREDENTIALS

Media members may request credentials to cover UTSA's six home football games by visiting goUTSA.com/fbcredentials.

CONFERENCE USA

Conference USA provides digital media guides, notes, league statistics and standings, logos and video content online at conferenceusa.com. The football media relations contact is Jordan Stepp and he can be reached at (805) 551-8648 or jstepp@c-usa.org.

« **WHO TO CONTACT** »

Associate AD/Athletics Communications Kyle Stephens
cell: (210) 887-3636
email: kyle.stephens@utsa.edu

Associate Athletics Communications Director Brent Ingram
cell: (210) 845-8651
email: brent.ingram@utsa.edu

« **ON THE INTERNET** »

goUTSA.com

The official website of UTSA Athletics is the home for all the football information you need. Schedules, results, rosters, bios, stats, releases, game notes and the 2019 media guide and supplement can be found here.

ConferenceUSA.com


The official website of Conference USA contains updated standings, results, schedules, stats, releases, notes and much more.

fightingillini.com


The official website of UTSA's opponent this week.

« **FOLLOW UTSA ON SOCIAL MEDIA** »

UTSA Athletics



UTSA Football



collegepressbox

collegepressbox is the official media website for Division I football. Access and download game notes, quotes, statistics, media guides, headshots, logos and more for all FBS schools, conferences, postseason games, awards and the College Football Playoff. For access, please register for an account at collegepressbox.com/register.

« **UTSA ROADRUNNERS FOOTBALL WEEKLY SCHEDULE (SUBJECT TO CHANGE)** »

MONDAY, AUG. 30	TUESDAY, AUG. 31	WEDNESDAY, SEPT. 1	THURSDAY, SEPT. 2	FRIDAY, SEPT. 3	SATURDAY, SEPT. 4	SUNDAY, SEPT. 5
Off Day	Practice (closed)	Practice (closed)	Practice (closed)	Practice (closed)	Game Day	Practice (closed)
9:30 a.m. Media Roundtable with Jeff Traylor via Zoom	10:15 a.m. Coach Traylor & player interviews after practice	10:15 a.m. Coach Traylor & player interviews after practice	« No Media Availability »	« No Media Availability »	vs. Illinois 6:30 p.m.; BTN Postgame Interviews Locker room closed. Coach Traylor & players available via Zoom	« No Media Availability »
		Jeff Traylor Radio Show 7- 8 p.m. Ticket 760 AM Sand Box (7280 UTSA Blvd)				



JEFF TRAYLOR



Head Coach
Second Season
(Stephen F. Austin, '90)
@CoachTraylor

Introduced as UTSA head coach on Dec. 9, 2019, Jeff Traylor has had an immediate and positive impact on the program in a short period of time.

The third head coach in school history, Traylor guided the Roadrunners to a 7-5 overall record, a runner-up finish in Conference USA's West Division with a 5-2 mark and an appearance in the 2020 SERVPRO First Responder Bowl in his first season at the helm. The seven wins are the most by a first-year UTSA head coach, while the Roadrunners notched the best overall and conference win totals since the 2013 team went 7-5 and 6-2. UTSA received votes in a national poll, collecting two votes for the Associated Press Top 25 following the 3-0 start, for the first time in program history during Traylor's debut campaign.

The 2020 season also saw the Roadrunners recognized with an unprecedented number of individual awards on both the conference and national levels.

Lucas Dean, Hunter Duplessis and Sincere McCormick received All-America accolades, while McCormick also was a finalist for the Earl Campbell Tyler Rose Award. Additionally, Duplessis (Campbell Trophy, Lou Groza Award) and McCormick (Doak Walker Award) were national award semifinalists, while Frank Harris made the Davey O'Brien QB Class of 2020. Dean was tabbed C-USA Special Teams Player of the Year and McCormick was named C-USA Offensive Player of the Year, while a total of 23 Roadrunners were recognized by the league's head coaches, including 19 as all-conference and four on the all-freshman team. The Roadrunners collected a program-record 11 C-USA Player of the Week certificates — seven more than any previous year — and a trio of national player of the week accolades in McCormick (Earl Campbell Tyler Rose National Player of the Week), Dean (Ray Guy Award Punter of the Week) and Rashad Wisdom (Jim Thorpe Award Player of the Week).

Traylor has 30 years of coaching experience including a highly successful 15-year career as head coach at Gilmer High School, where he led teams to three state championships and two state runner-up finishes and won more than 87% of his games, a winning percentage that ranks 10th all-time in Texas high school history.

Prior to coming to the Alamo City, the Gilmer native served as associate head coach and running backs coach for two seasons at Arkansas, where he helped sign the school's first top-20 recruiting class. Prior to that, he served in the same role at SMU for the 2017 season. He began his collegiate coaching career as the special teams coordinator and tight ends coach at Texas in 2015 before becoming the Longhorns' associate head coach for offense and wide receivers coach the following year.

Traylor's impact on the offense was felt immediately in his first season at Arkansas, as his running backs corps racked up 1,721 yards and 11 touchdowns in 2018. The unit was led by Rakeem Boyd, who rushed for more than 100 yards in three different SEC games, including a season-best 113 against Vanderbilt. The Houston Stratford High School product took over the starting tailback role in the fifth game of the season and his most impressive stretch of the season came during a four-game stretch against Alabama, Ole Miss, Tulsa and Vanderbilt, as he topped the century mark three times and totaled 423 yards. His 102 yards against Alabama made him the first Arkansas running back to eclipse 100 yards against the Crimson Tide since Darren McFadden in 2007.

In Traylor's second season coaching the Arkansas running backs, Boyd rushed for 1,133 yards and eight touchdowns on 184 carries (6.2 avg.) to spearhead a ground game that accumulated 1,766 yards. Boyd topped 100 yards in five contests, including a season-best 185 and two

scores on just eight attempts against Western Kentucky. He also rushed for 100-plus against Portland State (114), Colorado State (122), Kentucky (134) and Mississippi (114).

Prior to his time at Arkansas, Traylor spent the 2017 season as associate head coach and running backs coach at SMU under Chad Morris. He also served as the Mustangs' interim coach before joining Morris' staff at Arkansas.

During his one year at SMU, Traylor's running backs piled up 2,223 yards on the ground. Three players rushed for 500-plus yards, with Xavier Jones leading the group at 1,075. The Mustangs topped the 200-yard mark on the ground six times, including a season-best 311 in a win against Arkansas State. SMU ranked in the top 20 nationally in several offensive categories, including 12th in scoring offense and 15th in total offense.

Prior to his time in Dallas, Traylor spent two seasons at Texas. He was the tight ends coach and special teams coordinator in 2015 and then the associate head for offense and wide receivers coach in 2016, when the Longhorns boasted the nation's No. 16-ranked offense that averaged 491.3 yards per game. During his time as the lead recruiter, he helped the Longhorns sign the No. 7-ranked recruiting class in the country in back-to-back years and was named Scout.com's Big 12 Recruiter of the Year. He recruited punter Michael Dickson, who went on to earn multiple All-America honors, win Big 12 Conference Special Teams Player of the Year in 2016 and 2017 as well as the 2017 Ray Guy Award, and currently punts for the Seattle Seahawks.

Traylor built his hometown program into a prep powerhouse during his 15-year tenure leading the Buckeyes.

A four-time Texas High School Coach of the Year, he posted a 175-26 record (.871 winning percentage) and led Gilmer to five state championship game appearances, three state titles (2004, '09, '14) and 12 district crowns. The Buckeyes turned in a pair of perfect 16-0 seasons, won 10-or-more games 11 times and registered seven 13-win seasons and three 15-win campaigns during his career.

In 2014, his undefeated Class 4A Division II state championship team boasted one of the most prolific offenses in Texas prep history. Gilmer scored 950 points, the second-most in state history, averaging 59.4 points and 536.1 yards over the 16-game season. The Buckeyes topped 60 points nine times, including two 80-point performances. Gilmer also averaged 536.1 total yards per game (8,577 yards) behind a balanced 293.9 passing yards and 242.1 rushing yards per contest. The defense was equally dominant, allowing only 276 points (17.3) with five single-digit efforts and two shutouts, while recording 23 interceptions and forcing 17 fumbles. Gilmer closed out the season with a win over West Orange-Stark and had eight different players earn 4A All-State honors from either the Associated Press or Texas Sports Writers Association.

Gilmer's two other state titles under Traylor both came in Class 3A in 2004 (Division II) and 2009 (Division I), before the change in class structure in Texas high school football moved the school into 4A. After 15 years on its sidelines, Gilmer renamed Buckeye Stadium to Jeff Traylor Stadium to honor his successful career.

Inducted into the East Texas Coaches Association Hall of Honor in 2019, Traylor has received numerous coaching honors, including being named Coach of the Decade (2000s) by the Tyler Morning Telegraph. He is a 12-time District Coach of the Year, four-time East Texas Coach of the Year and a four-time Ted Jeffries Award winner. He has received the Carl Padilla Coach of the Year, KYKX Coach of the Year and Old Coach Network Coach of the Year awards twice each.

Traylor began his coaching career as an assistant coach at Big Sandy High School in 1990-93 before a seven-year stint (1994-2000) at Jacksonville High School where he served as passing coordinator, defensive backs coach, receivers coach and special teams coordinator. There, he helped coach future NFL quarterbacks Josh McCown and Luke McCown and former Texas A&M standout signal-caller Randy McCown.

A 1986 graduate of Gilmer High School, Traylor earned both undergraduate (1990) and graduate (2002) degrees in education from Stephen F. Austin while playing football as a walk-on.

He and his wife, Cari, have three children: Jordan, Jacob and Jaci.

« 2021 UTSA ROSTER »

ALPHABETICAL

Name	#
Josh Adkins	8
Rudy Aleman Jr.	71
Demetris Allen	73
Ernesto Almaraz	64
Kevorian Barnes	31
Walker Baty	97
Trumane Bell II	49
Myles Benning	37
Sean Berry	36
Tre'Von Bradley	81
Brenden Brady	5
Brandon Brown	90
Spencer Burford	74
Caleb Cantrell	53
Oscar Cardenas	84
JayVeon Cardwell	16
Joshua Cephus	2
Clifford Chattman	10
De'Corian Clark	88
Christian Clayton	95
Gregory Clayton Jr.	83
Kaedric Cobbs	17
Cade Colenback	52
Ke'Chawn Compton	45
Je'Vaun Dabon	28
B.J. Daniels	33
Lorenzo Dantzler	6
Isaiah Davis	14
Kevin Davis	61
Lucas Dean	35
Dan Dishman	80
Hunter Duplessis	5
Kyle Eaves	29
Denzel Feaster	20
Zakhari Franklin	4
Jalyn Galmore	70
Karch Gardiner	32
Ronnie Garza	79
River Gordon	72
Peter Gray	86
Dywan Griffin	14
De'Marco Guidry	41
Ronald Gurley	29
Trevor Harmanson	15
Frank Harris	0
Makai Hart	77
Nate Hawkins	37
Jaylon Haynes	1
Terrell Haynes	58
DeQuarius Henry	45
Clarence Hicks	9
Caden Holt	32
Allen Horace II	16
JaCorey Hyder	34
Malik Jones	18

NUMERICAL ROSTER

#	Name	Pos.	Ht.	Wt.	Yr.-Exp.	Hometown (High School/Previous School[s])
0	Frank Harris	QB	6-0	200	Sr.-2L	Schertz, Texas (Clemens HS)
0	Rashad Wisdom	S	5-9	205	Jr.-2L	Converse, Texas (Judson HS)
1	Jaylon Haynes	DL	6-2	300	Sr.-4L	Wharton, Texas (Wharton HS)
1	Leroy Watson	TE	6-5	275	Sr.-2L	Snellville, Ga. (Shiloh HS/Hutchinson [Kan.] CC)
2	Joshua Cephus	WR	6-3	190	Jr.-2L	Houston, Texas (Dekaney HS)
2	Charles Wiley	OLB	6-3	255	Sr.-1L	Stockbridge, Ga. (Stockbridge HS/Mississippi)
3	Sincere McCormick	RB	5-9	205	Jr.-2L	Converse, Texas (Judson HS)
3	Tariq Woolen	CB	6-4	205	Sr.-3L	Fort Worth, Texas (Arlington Heights HS)
4	Zakhari Franklin	WR	6-1	185	Jr.-2L	Cedar Hill, Texas (Cedar Hill HS)
4	Antonio Parks	S	5-8	190	Sr.-2L	Reserve, La. (East St. John HS/Arizona)
5	Brenden Brady	RB	5-11	215	Sr.-3L	Cibolo, Texas (Steele HS)
5	Hunter Duplessis	PK/P	5-9	190	Sr.-3L	San Antonio, Texas (Cole HS)
6	Lorenzo Dantzler	DL	6-1	260	Sr.-3L	Starkville, Miss. (Starkville HS/East Mississippi CC)
7	Dadrian Taylor	OLB	5-11	175	Sr.-3L	Shiner, Texas (Shiner HS)
8	Josh Adkins	QB	6-2	220	Sr.-1L	Bulverde, Texas (Smithson Valley HS/New Mexico State)
8	Jamal Ligon	ILB	6-2	220	So.-1L	Tyler, Texas (Lee HS)
9	Clarence Hicks	OLB	6-2	225	Sr.-2L	Pensacola, Fla. (Pine Forest HS/Hutchinson [Kan.] CC)
10	Clifford Chattman	S	6-5	190	Sr.-TR	New Orleans, La. (McDonogh 35 HS/Texas A&M)
10	Lowell Narcisse	QB	6-2	255	Sr.-2L	Vacherie, La. (St. James HS/LSU/Mississippi Gulf Coast CC)
11	Kelechi Nwachuku	S	6-0	210	Jr.-2L	McAllen, Texas (Memorial HS)
11	Tykee Ogle-Kellogg	WR	6-5	200	Jr.-2L	Alcoa, Tenn. (Alcoa HS)
12	Eddie Lee Marburger	QB	6-1	205	Fr.-HS	McAllen, Texas (Sharyland Pioneer HS)
12	Donyai Taylor	OLB	6-1	205	So.-1L	Shiner, Texas (Shiner HS)
13	Sheldon Jones	WR	5-9	160	Sr.-3L	New Orleans, La. (Warren Easton HS)
13	Jahmal Sam	S	5-9	185	So.-1L	New Orleans, La. (Warren Easton HS)
14	Isaiah Davis	WR	6-1	195	So.-1L	El Paso, Texas (Pebble Hills HS)
14	Dywan Griffin	CB	5-11	180	Jr.-2L	New Orleans, La. (Landry-Walker HS)
15	Trevor Harmanson	ILB	6-3	225	Sr.-2L	Dickinson, Texas (Dickinson HS/Blinn CC)
15	Cade Stoeve	WR	5-10	190	Jr.-1L	Wimberley, Texas (Wimberley HS)
16	JayVeon Cardwell	CB	5-11	195	Jr.-1L	Cibolo, Texas (Steele HS/Oklahoma State)
16	Allen Horace II	TE	6-4	250	So.-1L	Crockett, Texas (Crockett HS)
16	Dru Prox	ILB	6-2	225	Sr.-TR	Kaufman, Texas (Kaufman HS/Kansas)
17	Kaedric Cobbs	RB	5-10	210	So.-1L	Denton, Texas (Guyer HS)
17	Asyrus Simon	DL	6-4	265	So.-1L	Humble, Texas (Atascocita HS)
18	Malik Jones	OLB	6-2	190	So.-TR	Grenada, Miss. (Grenada HS/Mississippi Gulf Coast CC)
18	Cam Peters	QB	6-4	205	Fr.-SQ	Stafford, Texas (Stafford HS)
19	Julon Williams	WR	5-9	190	Jr.-1L	Converse, Texas (Judson HS/Houston)
20	Denzel Feaster	ILB	6-3	225	Sr.-TR	Austin, Texas (Manor HS/Kansas)
20	Cameron Wilkins	ILB	6-2	230	Sr.-TR	Del Valle, Texas (Del Valle HS/Missouri)
21	Ken Robinson	CB	5-11	175	So.-1L	Grand Prairie, Texas (South Grand Prairie HS)
21	Justin Rodriguez	RB	5-7	180	Fr.-SQ	San Antonio, Texas (Johnson HS)
22	Ryan Shockency	S	6-0	185	Jr.-1L	Rosenberg, Texas (Lamar Consolidated HS/Mary Hardin-Baylor)
23	Xavier Spencer	CB	6-1	185	So.-1L	Converse, Texas (Judson HS)
24	Jalen Rainey	CB	6-4	200	Fr.-HS	San Antonio, Texas (Brandeis HS)
24	Dre Spriggs	WR	6-3	170	Fr.-HS	San Antonio, Texas (Harlan HS)
25	Avery Morris	ILB	6-2	225	So.-1L	Humble, Texas (Atascocita HS)
26	Corey Mayfield Jr.	CB	5-11	190	Sr.-3L	Forney, Texas (North Forney HS)
27	Jarrett Preston	S	6-0	190	Jr.-2L	Missouri City, Texas (Ridge Point HS)
28	Je'Vaun Dabon	S	6-1	180	So.-1L	Houston, Texas (Cypress Ridge HS)
28	Jaren Randle	WR	6-2	185	Fr.-SQ	San Antonio, Texas (Johnson HS)
29	Kyle Eaves	WR	5-9	145	Fr.-SQ	Austin, Texas (Lake Travis HS)
29	Ronald Gurley	S	6-2	210	Fr.-SQ	Killeen, Texas (Harker Heights HS)
30	De'Anthony Lewis	RB	6-1	195	Fr.-HS	Converse, Texas (Judson HS)
31	Kevorian Barnes	RB	5-10	195	Fr.-HS	San Augustine, Texas (San Augustine HS)
32	Karch Gardiner	WR	5-9	180	So.-TR	El Paso, Texas (Del Valle HS/Arkansas)
32	Caden Holt	ILB	6-1	215	Fr.-HS	New Braunfels, Texas (Canyon HS)
33	B.J. Daniels	RB	6-1	210	Sr.-4L	Melbourne, Fla. (Palm Bay HS)
33	Lamonte McDougle	DL	6-0	290	Jr.-TR	Pompano Beach, Fla. (Deerfield Beach HS/Washington State)
34	JaCorey Hyder	TE	6-3	245	Fr.-HS	Woodville, Texas (Woodville HS)
35	Lucas Dean	P	6-2	205	Jr.-2L	Dunsborough, Australia (St Mary MacKillop College)
35	Xavier Player	CB	6-0	175	Fr.-TR	Cibolo, Texas (Steele HS/Oklahoma State/Blinn JC)
36	Sean Berry	CB	5-10	175	So.-1L	Dallas, Texas (Wilson HS)
37	Myles Benning	TE	6-0	250	Sr.-2L	The Colony, Texas (The Colony HS/Navy)
37	Nate Hawkins	ILB	6-0	220	Fr.-SQ	Katy, Texas (Seven Lakes HS)
38	Tyler Mahnke	ILB	6-3	235	Sr.-3L	San Jose, Calif. (Round Rock [Texas] HS)
39	Jaylon Lott	RB	6-0	215	So.-1L	Carrollton, Texas (Hebron HS)

« 2021 UTSA ROSTER »

ALPHABETICAL

Name	#
Jaden Jones	50
Sheldon Jones	13
Ethan Laing	91
Luke Lapeze	76
Caleb Lewis	54
De'Anthony Lewis	30
Kennedy Lewis	85
Jamal Ligon	8
Jaylon Lott	39
Tyler Mahnke	38
Ahofitu Maka	55
Eddie Lee Marburger	12
Frankie Martinez	68
Brandon Matterson	99
Corey Mayfield Jr.	26
Sincere McCormick	3
Lamonte McDougle	33
Trey Moore	56
Avery Morris	25
Lowell Narcisse	10
Kelechi Nwachuku	11
Tykee Ogle-Kellogg	11
Everett Ornstein	92
Antonio Parks	4
Dominic Pastucci	66
Cam Peters	18
Xavier Player	35
Jarrett Preston	27
Dru Prox	16
Jalen Rainey	24
Jaren Randle	28
Robert Rigsby	62
Jimmori Robinson	40
Ken Robinson	21
Justin Rodriguez	21
Brandon Rolfe	75
Jahmal Sam	13
Daniel Santallana	78
Kamron Scott	65
Gavin Sharp	87
Ryan Shockency	22
Asyrus Simon	17
Xavier Spencer	23
Dre Spriggs	24
Cade Stoever	15
Dadrian Taylor	7
Donyai Taylor	12
Ronald Triplette	44
Kyle Wakefield	39
Leroy Watson	1
Charles Wiley	2
Cameron Wilkins	20
Julon Williams	19
Monte Williams	69
Rashad Wisdom	0
Tariq Woolen	3
Alex Wyant	56

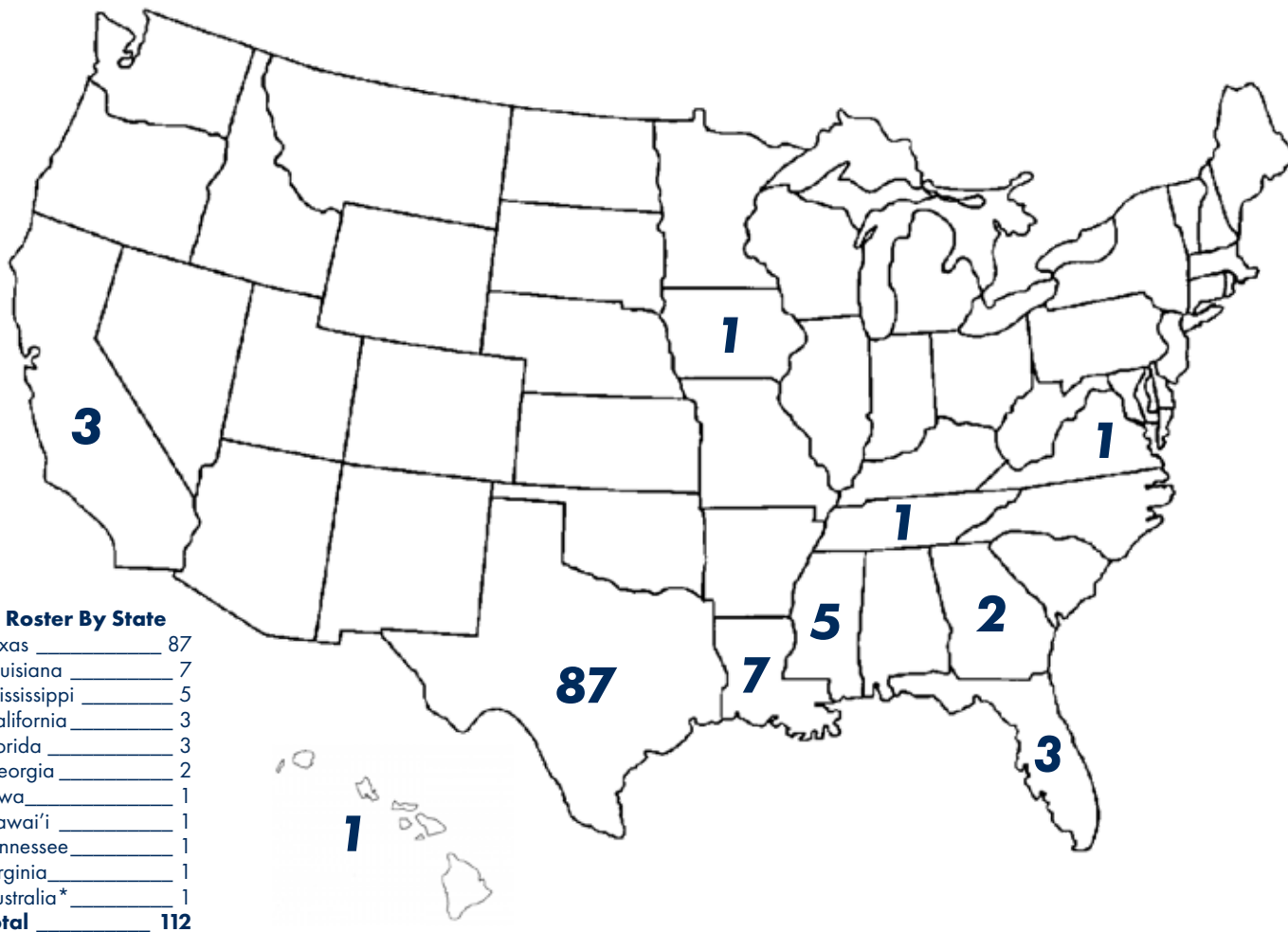
NUMERICAL ROSTER

#	Name	Pos.	Ht.	Wt.	Yr.-Exp.	Hometown (High School/Previous School[s])
39	Kyle Wakefield	ILB	6-0	210	Jr.-SQ	Austin, Texas (Lake Travis HS/Trinity Valley CC)
40	Jimmori Robinson	OLB	6-6	235	So.-TR	Alexandria, Va. (Hayfield Secondary HS/Monroe [N.Y.] College)
41	De'Marco Guidry	ILB	6-0	220	Sr.-2L	La Marque, Texas (La Marque HS)
44	Ronald Triplette	DL	6-2	260	Fr.-TR	Houston, Texas (Shadow Creek HS/Kansas State)
45	Ke'Chawn Compton	TE	6-2	240	Jr.-SQ	Beaumont, Texas (Central HS)
45	DeQuarius Henry	OLB	6-3	240	Sr.-4L	Houston, Texas (Sharpstown HS)
49	Trumane Bell II	DL	6-2	255	Jr.-2L	Dallas, Texas (Lake Highlands HS)
50	Jaden Jones	DL	6-2	300	Fr.-SQ	San Antonio, Texas (East Central HS)
52	Cade Collenback	LS	6-2	240	Jr.-1L	San Antonio, Texas (O'Connor HS/Tyler JC)
53	Caleb Cantrell	LS	5-11	215	Sr.-2L	Hurst, Texas (Birdville HS/Wyoming)
54	Caleb Lewis	OLB	6-3	225	Fr.-HS	Cibolo, Texas (Steele HS)
55	Ahofitu Maka	OL	6-3	335	Sr.-2L	Honolulu, Hawai'i (Punahou HS/Independence [Kan.] CC)
56	Trey Moore	OLB	6-2	250	Fr.-HS	Spring Branch, Texas (Smithson Valley HS)
56	Alex Wyant	OL	6-5	310	Jr.-TR	Santa Ana, Calif. (Foothill HS/Orange Coast College/UConn)
58	Terrell Haynes	OL	6-3	340	Jr.-2L	Arlington, Texas (Seguin HS)
61	Kevin Davis	OL	6-3	335	Sr.-3L	Angleton, Texas (Angleton HS)
62	Robert Rigsby	OL	6-4	330	Fr.-HS	Converse, Texas (Judson HS)
64	Ernesto Almaraz	OL	6-2	295	Jr.-1L	Los Angeles, Calif. (Salesian HS/East Los Angeles College)
65	Kamron Scott	OL	6-4	340	Fr.-HS	Converse, Texas (Judson HS)
66	Dominic Pastucci	OL	6-5	315	Sr.-4L	Pflugerville, Texas (Hendrickson HS)
68	Frankie Martinez	OL	6-3	295	Fr.-HS	San Antonio, Texas (East Central HS)
69	Monte Williams	OL	6-2	310	So.-1L	Mesquite, Texas (Horn HS)
70	Jalyn Galmore	OL	6-5	295	Sr.-2L	Batesville, Miss. (South Panola HS/Itawamba [Miss.] CC)
71	Rudy Aleman Jr.	OL	6-1	315	Jr.-SQ	San Antonio, Texas (Warren HS)
72	River Gordon	OL	6-4	305	Fr.-HS	Mansfield, Texas (Mansfield HS)
73	Demetris Allen	OL	6-3	285	So.-1L	Hattiesburg, Miss. (Hattiesburg HS)
74	Spencer Burford	OL	6-5	295	Sr.-3L	San Antonio, Texas (Wagner HS)
75	Brandon Rolfe	OL	6-3	310	Sr.-1L	Dallas, Texas (Commerce HS/Ellsworth [Iowa] CC)
76	Luke Lapeze	OL	6-5	305	Fr.-HS	Humble, Texas (Summer Creek HS)
77	Makai Hart	OL	6-4	300	Sr.-1L	Clinton, Iowa (Clinton HS/Trinity Valley [Texas] CC)
78	Daniel Santallana	OL	6-3	295	Fr.-SQ	San Antonio, Texas (East Central HS)
79	Ronnie Garza	OL	6-6	295	Fr.-HS	Edinburg, Texas (Vela HS)
80	Dan Dishman	TE	6-5	235	Fr.-SQ	Seabrook, Texas (Clear Falls HS)
81	Tre'Von Bradley	WR	6-1	185	Jr.-TR	Cleburne, Texas (Cleburne HS/Houston)
83	Gregory Clayton Jr.	WR	5-10	180	Sr.-1L	Convent, La. (Lutcher HS/Trinity Valley [Texas] CC)
84	Oscar Cardenas	TE	6-4	275	So.-1L	San Antonio, Texas (Brandeis HS)
85	Kennedy Lewis	WR	6-3	190	Fr.-TR	Melissa, Texas (Melissa HS/Texas)
86	Peter Gray	TE	6-4	250	Jr.-1L	Tupelo, Miss. (Tupelo HS)
87	Gavin Sharp	TE	6-5	235	Sr.-3L	Leander, Texas (Rouse HS)
88	De'Corian Clark	WR	6-2	210	Jr.-2L	Fort Worth, Texas (Wyatt HS)
90	Brandon Brown	DL	6-2	305	Fr.-TR	Katy, Texas (Morton Ranch HS/Tulane)
91	Ethan Laing	P	5-11	190	Fr.-HS	Boerne, Texas (Champion HS)
92	Everett Ornstein	PK	6-0	175	So.-1L	Houston, Texas (Langham Creek HS)
95	Christian Clayton	DL	6-2	275	So.-1L	Fort Worth, Texas (South Hills HS)
97	Walker Baty	DL	6-3	290	So.-1L	Liberty Hill, Texas (Liberty Hill HS)
99	Brandon Matterson	DL	6-2	290	Sr.-3L	San Antonio, Texas (Brandeis HS)

PRONUNCIATION GUIDE

Rudy Aleman Jr.	ALL-eh-mahn	Lowell Narcisse	low-ELL NAR-cess	Coaching Staff	
Ernesto Almaraz	all-mah-RAHS	Kelechi Nwachuku	keh-LETCH-ee	Barry Lunney Jr.	LUNN-ee
Kevorian Barnes	key-VORE-ee-ahn		wah-CHOO-koo	Jess Loepp	LEPP
Walker Baty	BAE-tee	Everett Ornstein	ORN-steen	Brad Sherrod	shah-ROD
Tre'Von Bradley	TRAY-vahn	Dominic Pastucci	pass-TOO-chee	Will Stein	STINE
Caleb Cantrell	CAN-trell	Jimmori Robinson	jih-MORE-ee	Ryan Filo	FIE-low
Oscar Cardenas	CAR-den-ahs	Daniel Santallana	san-tah-YAHN-ah	Hometowns	
Joshua Cephus	SEE-fuss	Jahmal Sam	jah-MALL	Beaumont	BO-mont
Kaedric Cobbs	KAY-drick	Asyrus Simon	ah-CY-russ	Boerne	BURN-ee
Ke'Chawn Compton	KEY-shawn	Cade Stoever	STOW-ver	Bulverde	bull-VUR-dee
Je'Vaun Dabon	jah-YAHN day-BAHN	Dadrian Taylor	DAY-dree-uhn	Cibolo	CIB-oh-lo
Hunter Duplessis	due-PLESS-iss	Donyai Taylor	DON-yay	La Marque	lah-MARK
Zakhari Franklin	zah-CAR-ee	Julon Williams	jue-LAHN	Pflugerville	FLEW-ger-vill
Dywan Griffin	dah-WAHN	Tariq Woolen	tah-REEK	Schertz	SHIRTS
Makai Hart	mah-KYE			Vacherie	VACH-uh-ree
DeQuarius Henry	deh-QUARE-ee-us				
Jamal Ligon	LIGG-in				
Tyler Mahnke	MAHN-key				
Ahofitu Maka	ah-ho-FEE-too				
	MAH-kah				

« 2021 UTSA ROSTER BREAKDOWN »



Super Seniors (12)

Myles Benning
B.J. Daniels
Lorenzo Dantzler
Hunter Duplessis
Jalyn Galmore
Jaylon Haynes
DeQuarius Henry
Clarence Hicks
Antonio Parks
Dominic Pastucci
Leroy Watson
Charles Wiley

Seniors (24)

Josh Adkins
Brenden Brady
Spencer Burford
Caleb Cantrell
Clifford Chattman
Gregory Clayton Jr.
Kevin Davis
Denzel Feaster
De'Marco Guidry
Trevor Harmanson
Frank Harris
Makai Hart
Sheldon Jones
Tyler Mahnke
Ahoftu Maka

Brandon Matterson
Corey Mayfield Jr.
Lowell Narcisse
Dru Prox
Brandon Rolfe
Gavin Sharp
Dadrian Taylor
Cameron Wilkins
Tariq Woolen

Juniors (25)

Rudy Aleman Jr.
Ernesto Almaraz
Trumane Bell II
Tre'Von Bradley
JayVeon Cardwell
Joshua Cephus
De'Corian Clark
Cade Collenback
Ke'Chawn Compton
Lucas Dean
Zakhari Franklin
Peter Gray
Dywan Griffin
Terrell Haynes
Sincere McCormick
Lamonte McDougle
Kelechi Nwachuku
Tykee Ogle-Kellogg
Jarrett Preston

Ryan Shockency
Cade Stoever
Kyle Wakefield
Julon Williams
Rashad Wisdom
Alex Wyant

Sophomores (22)

Demetris Allen
Walker Baty
Sean Berry
Oscar Cardenas
Christian Clayton
Kaedric Cobbs
Je'Vaun Dabon
Isaiah Davis
Karch Gardiner
Allen Horace II
Malik Jones
Jamal Ligon
Jaylon Lott
Avery Morris
Everett Ornstein
Jimmori Robinson
Ken Robinson
Jahmal Sam
Asyrus Simon
Xavier Spencer
Donyai Taylor
Monte Williams

Freshmen (29)

Kevorian Barnes
Brandon Brown
Dan Dishman
Kyle Eaves
Ronnie Garza
River Gordon
Ronald Gurley
Nate Hawkins
Caden Holt
JaCorey Hyder
Jaden Jones
Ethan Laing
Luke Lapeze
Caleb Lewis
De'Anthony Lewis
Kennedy Lewis
Eddie Lee Marburger
Frankie Martinez
Trey Moore
Cam Peters
Xavier Player
Jalen Rainey
Jaren Randle
Robert Rigbsby
Justin Rodriguez
Daniel Santallana
Kamron Scott
Dre Spriggs
Ronald Triplette

« 2021 UTSA STARTERS BREAKDOWN »

STARTERS RETURNING (24)

OFFENSE (10)

Pos.	#	Name (2020 games/starts)	Height	Weight	Year-Exp.	Hometown (High School/Previous School)
QB	0	Frank Harris (11/10)	6-0	200	Sr.-2L	Schertz, Texas (Clemens HS)
RB	3	Sincere McCormick (11/11)	5-9	200	Jr.-2L	Converse, Texas (Judson HS)
WR	12	Joshua Cephus (12/12)	6-3	185	Jr.-2L	Spring, Texas (Dekaney HS)
WR	18	Zakhari Franklin (10/9)	6-1	185	Jr.-2L	Cedar Hill, Texas (Cedar Hill HS)
TE	4	Leroy Watson (12/11)	6-5	260	Sr.-2L	Snellville, Ga. (Shiloh HS/Hutchinson [Kan.] CC)
OL	74	Spencer Burford (11/10)	6-4	300	Sr.-3L	San Antonio, Texas (Wagner HS)
OL	61	Kevin Davis (10/10)	6-3	315	Sr.-3L	Angleton, Texas (Angleton HS)
OL	77	Makai Hart (9/8)	6-4	295	Sr.-1L	Clinton, Iowa (Clinton HS/Trinity Valley [Texas] CC)
OL	58	Terrell Haynes (11/6)	6-3	305	Jr.-2L	Arlington, Texas (Seguin HS)
C	55	Ahofitu Maka (11/11)	6-3	320	Sr.-2L	Honolulu, Hawai'i (Punahou HS/Independence [Kan.] CC)

DEFENSE (11)

Pos.	#	Name (2020 games/starts)	Height	Weight	Year-Exp.	Hometown (High School/Previous School)
DL	98	Lorenzo Dantzler (12/9)	6-2	245	Sr.-3L	Starkville, Miss. (Starkville HS/East Mississippi CC)
DL	1	Jaylon Haynes (9/8)	6-2	290	Sr.-4L	Wharton, Texas (Wharton HS)
DL	99	Brandon Matterson (10/10)	6-2	300	Sr.-3L	San Antonio, Texas (Brandeis HS)
LB	15	Trevor Harmanson (12/8)	6-3	230	Sr.-2L	Dickinson, Texas (Dickinson HS/Blinn CC)
LB	9	Clarence Hicks (12/8)	6-2	225	Sr.-2L	Pensacola, Fla. (Pine Forest HS/Hutchinson [Kan.] CC)
LB	88	Jamal Ligon (11/9)	6-3	245	So.-1L	Tyler, Texas (Lee HS)
LB	96	Charles Wiley (12/11)	6-2	245	Sr.-1L	Stockbridge, Ga. (Stockbridge HS/Mississippi)
S	4	Antonio Parks (12/10)	5-9	190	Sr.-2L	Reserve, La. (East St. John HS/Arizona)
S	0	Rashad Wisdom (12/10)	5-10	205	Jr.-2L	Converse, Texas (Judson HS)
CB	26	Corey Mayfield Jr. (12/12)	5-11	195	Sr.-3L	Forney, Texas (North Forney HS)
CB	20	Tariq Woolen (11/7)	6-5	210	Sr.-3L	Fort Worth, Texas (Arlington Heights HS)

SPECIAL TEAMS (3)

Pos.	#	Name (2020 games)	Height	Weight	Year-Exp.	Hometown (High School/Previous School)
PK	48	Hunter Duplessis (12)	5-8	200	Sr.-3L	San Antonio, Texas (Cole HS)
P	35	Lucas Dean (12)	6-2	195	Jr.-2L	Dunsborough, Australia (St Mary MacKillop College)
DS	53	Caleb Cantrell (11)	5-11	205	Sr.-2L	Hurst, Texas (Birdville HS/Wyoming)

STARTERS LOST (1)

OFFENSE (1)

Pos.	#	Name (2020 games/starts)	Height	Weight	Hometown (High School/Previous School)
WR	6	Brennon Dingle (12/7)	5-10	180	Baltimore, Md. (Perry Hall HS/UMass)

DEFENSE (0)

SPECIAL TEAMS (0)

* 2020 roster numbers used



« 2021 UTSA DEPTH CHART »

(as of Aug. 30, 2021)



OFFENSE \ \ MULTIPLE

LEFT TACKLE	NOTES
74 Spencer Burford, 6-5, 295, Sr.-3L [33/31]	Outland Trophy watch list
73 Demetris Allen, 6-3, 285, So.-1L [6/2]	'20 C-USA All-Freshman Team

LEFT GUARD	NOTES
58 Terrell Haynes, 6-3, 340, Jr.-2L [23/6]	started last 6 games at LG in '20
75 Brandon Rolfe, 6-3, 310, Sr.-1L [8/2]	Earned 2 starts on OL last season

CENTER	NOTES
55 Ahofitiu Maka, 6-3, 335, Sr.-2L [23/23]	2nd-team all-conf in '20
61 Kevin Davis, 6-3, 335, Sr.-3L [32/32]	14 career starts at C

RIGHT GUARD	NOTES
61 Kevin Davis, 6-3, 335, Sr.-3L [32/32]	has started every game of his career
66 Dominic Pastucci, 6-5, 315, *Sr.-4L [42/11]	earned starts on OL in 3 of last 4 years

RIGHT TACKLE	NOTES
77 Makai Hart, 6-4, 300, Sr.-1L [9/8]	2nd-team all-conf in '20
70 Jalyn Galmore, 6-5, 295, *Sr.-2L [7/5]	started 5 games in '18

QUARTERBACK	NOTES
0 Frank Harris, 6-0, 200, Sr.-2L [15/14]	Davey O'Brien, Manning watch lists
8 Josh Adkins, 6-2, 220, Sr.-1L [5/1]	18-33, 270, TD in '20
10 Lowell Narcisse, 6-2, 255, Sr.-2L [15/8]	17-20, 229 yds, 2 TD vs. BYU in '20

TAILBACK	NOTES
3 Sincere McCormick, 5-9, 205, Jr.-2L [23/22]	preseason All-American, on 4 watch lists
5 Brenden Brady, 5-11, 215, Sr.-3L [30/3]	744 yds, 4 TD in UTSA career

WIDE RECEIVER (X)	NOTES
81 Tre'Von Bradley, 6-1, 185, Jr.-TR [0/0]	37 rec, 613 yds in 31 gms at Houston
or 88 De'Corian Clark, 6-2, 210, Jr.-2L [19/0]	8 rec, 58 yds, TD last season

WIDE RECEIVER (F)	NOTES
2 Joshua Cephus, 6-3, 190, Jr.-2L [24/17]	58 rec, 547 yds, 5 TD in '20
15 Cade Stoeber, 5-10, 190, Jr.-1L [1/0]	77 rec, 1,312 yds, 15 TD as Sr in HS

WIDE RECEIVER (Z)	NOTES
4 Zakhari Franklin, 6-1, 185, Jr.-2L [19/13]	Biletnikoff Award watch list
13 Sheldon Jones, 5-9, 160, Sr.-3L [34/18]	52 rec, 467 yds in UTSA career
or 11 Tykee Ogle-Kellogg, 6-5, 200, Jr.-2L [20/6]	4 rec, 96 yds vs. LA Tech in '20

TIGHT END (Y)	NOTES
1 Leroy Watson, 6-5, 275, *Sr.-2L [24/21]	Mackey Award watch list
84 Oscar Cardenas, 6-4, 275, So.-1L [16/1]	3 rec, 46 yds in last 4 games in '20
or 87 Gavin Sharp, 6-5, 235, Sr.-3L [32/14]	33 rec, 255 yds, TD in UTSA career
80 Dan Dishman, 6-5, 235, Fr.-SQ [0/0]	51 rec, 983 yds, 11 TD as Sr in HS

[#/#] denotes number of UTSA career games played/starts • or - players are listed in alphabetical order by last name • * - denotes super senior

DEFENSE // 3-4

DEFENSIVE END	NOTES
6 Lorenzo Dantzler, 6-1, 260, *Sr.-2L [36/18]	HM all-conf in '20
49 Trumane Bell II, 6-2, 255, Jr.-2L [24/0]	6.5 TFL, 4.5 SACK last year
or 17 Asyrus Simon, 6-4, 265, So.-1L [2/0]	2 TOT (UA) in debut vs. BYU in '20

NOSEGUARD	NOTES
1 Jaylon Haynes, 6-2, 300, *Sr.-4L [37/20]	21.5 TFL, 7 SACK in UTSA career
90 Brandon Brown, 6-2, 305, Fr.-TR [0/0]	transfer from Tulane
or 33 Lamonte McDougle, 6-0, 290, Jr.-TR [0/0]	'17 Freshman All-American at W. Va.

DEFENSIVE END	NOTES
99 Brandon Matterson, 6-2, 290, Sr.-3L [29/10]	HM all-conf last season
97 Walker Baty, 6-3, 290, So.-1L [7/0]	All-CenTex selection in HS
or 95 Christian Clayton, 6-2, 275, So.-1L [15/0]	'20 C-USA All-Freshman Team

OUTSIDE LINEBACKER (WILL)	NOTES
2 Charles Wiley, 6-3, 255, *Sr.-TR [12/11]	43 TOT, 10 TFL, 2 SACK in '20
45 DeQuarius Henry, 6-3, 240, *Sr.-2L [39/1]	16.5 TFL, 10 SACK in UTSA career
or 40 Jimmori Robinson, 6-6, 235, So.-TR [0/0]	all-state prepster w/ 14 SACK in '18

INSIDE LINEBACKER	NOTES
15 Trevor Harmanson, 6-3, 225, Sr.-2L [24/20]	73 TOT, 9 TFL, 7 QBH last year
38 Tyler Mahnke, 6-3, 235, Sr.-3L [34/3]	34 TOT, 2 TFL, 2 PBU last year
or 16 Dru Prox, 6-2, 225, Sr.-TR [0/0]	26 gms, 7 starts at LB at Kansas

INSIDE LINEBACKER	NOTES
8 Jamal Ligon, 6-2, 220, So.-1L [11/9]	'20 C-USA All-Freshman Team
20 Denzel Feaster, 6-2, 225, Sr.-TR [0/0]	30 gms, 5 starts at LB at Kansas
or 25 Avery Morris, 6-2, 225, So.-1L [5/0]	All-District 22-6A in HS

OUTSIDE LINEBACKER (SAM)	NOTES
9 Clarence Hicks, 6-2, 225, *Sr.-2L [24/8]	46 TOT, 4.5 TFL, 7 QBH, INT in '20
or 7 Dadrion Taylor, 5-11, 175, Sr.-2L [32/6]	17 TOT, 3 TFL, 2 PBU last season
12 Donyai Taylor, 6-1, 205, So.-1L [12/0]	10 TOT, 28-yd INT return in '20

SAFETY	NOTES
4 Antonio Parks, 5-8, 190, Sr.-2L [23/10]	50 TOT, 4 TFL, 2 PBU, INT in '20
11 Kelechi Nwachuku, 6-0, 210, Jr.-2L [27/8]	56 TOT, 3 PBU last season

SAFETY	NOTES
0 Rashad Wisdom, 5-9, 205, So.-1L [24/22]	Thorpe, Bednarik watch lists
10 Clifford Chattman, 6-5, 190, Sr.-TR [0/0]	35 TOT, 6 PBU, INT at Texas A&M

CORNERBACK	NOTES
3 Tariq Woolen, 6-4, 205, Sr.-3L [32/13, 7-CB]	#6 on Bruce Feldman's Freaks List
23 Xavier Spencer, 6-1, 185, So.-1L [10/0]	7 TOT (6 UA) last season

CORNERBACK	NOTES
26 Corey Mayfield Jr., 5-11, 190, Sr.-3L [33/22]	HM all-conf last season
or 21 Ken Robinson, 5-11, 175, So.-1L [13/5]	'20 C-USA All-Freshman Team
35 Xavier Player, 6-0, 175, Fr.-TR [0/0]	Super Team pick in HS

SPECIAL TEAMS

PLACE-KICKER	NOTES
5 Hunter Duplessis, 5-9, 190, *Sr.-3L [34]	Lou Groza Award watch list
92 Everett Ornstein, 6-0, 175, So.-1L [5]	'19 District 14-6A Special Teams POY

HOLDER	NOTES
35 Lucas Dean, 6-2, 205, Jr.-2L [24]	'20 C-USA Special Teams POY
2 Joshua Cephus, 6-3, 190, Jr.-2L [24]	UTSA-record 58 rec in '20

LONG SNAPPER	NOTES
53 Caleb Cantrell, 5-11, 215, Sr.-2L [21]	HM all-conf last season
52 Cade Collenback, 6-2, 240, Jr.-1L [5]	PAT/FG snapper in last 5 games in '20

PUNTER	NOTES
35 Lucas Dean, 6-2, 205, Jr.-2L [24]	preseason All-American, Ray Guy watch list
5 Hunter Duplessis, 5-9, 190, *Sr.-3L [34]	1st-team all-conf PK in '20

PUNT RETURN	NOTES
13 Sheldon Jones, 5-9, 160, Sr.-3L [34]	43 career PR (T-1st/UTSA)
4 Zakhari Franklin, 6-1, 185, Jr.-2L [19]	UTSA-record 694 rec yds in '20

KICKOFF	NOTES
92 Everett Ornstein, 6-0, 175, So.-1L [5]	20 KO, 9 TB last season
5 Hunter Duplessis, 5-9, 190, *Sr.-3L [34]	76 career KO, 23 TB

KICK RETURN	NOTES
7 Dadrion Taylor, 5-11, 175, Sr.-3L [32]	District Off. POY in HS
33 B.J. Daniels, 6-1, 210, *Sr.-4L [45]	25.7 KOR avg, long of 44 in '19



8

JOSH ADKINS

QUARTERBACK

6-2 • 220 • Senior - 1L
Bulverde, Texas

CAREER STATISTICS (2018-19 @ NMST)

Year	G-GS	Rush	Yds	TD	Comp.	Att.	Int.	Pct.	Yds.	TD	Long
2018	10-8	86	117	0	222	393	9	56.5	2,563	13	60
2019	12-12	106	41	4	275	437	15	62.9	2,588	14	53
2020	5-1	2	9	0	18	33	0	54.5	270	1	48
Totals	27-21	194	67	4	515	863	24	59.7	5,417	28	60

2020 GAME-BY-GAME

Opponent	Comp.-Att.-Int.	Yds.	TD	Long	Rush	Yds.	TD	Long
at Texas State	DNP							
vs. SFA	DNP							
vs. Middle Tennessee	16-28-0	233	1	48	1	1	0	1
at UAB	0-1-0	0	0	0	0	0	0	0
at #15 BYU	DNP							
vs. Army	DNP							
vs. LA Tech	DNP							
at FAU	DNP							
vs. UTEP	0-2-0	0	0	0	1	8	0	8
at Southern Miss	DNP							
vs. North Texas	2-2-0	37	0	33	0	0	0	0
vs. #16 Louisiana								
Totals	18-33-0	270	1	48	2	9	0	8

2019 GAME-BY-GAME (@ NMST)

Opponent	Comp.-Att.-Int.	Yds.	TD	Long	Rush	Yds.	TD	Long
at #23 Washington St.	28-42-2	221	0	22	6	-8	1	10
at #2 Alabama	19-30-1	145	1	44	6	-12	0	6
vs. San Diego St.	26-41-2	299	1	35	13	-26	0	7
at New Mexico	30-47-1	335	3	53	15	32	3	7
vs. Fresno State	26-46-3	210	1	21	6	9	0	10
vs. Liberty	20-30-2	265	0	41	13	24	0	12
at Central Michigan	24-40-1	263	3	36	8	14	0	8
at Georgia Southern	13-23-2	59	0	10	6	-11	0	3
at Ole Miss	25-35-0	127	0	14	14	9	0	9
vs. UIW	28-38-0	316	2	42	7	2	0	7
vs. UTEP	18-30-0	175	0	33	4	7	0	5
at Liberty	18-35-1	173	3	35	8	1	0	21
Totals	275-437-15	2,588	14	53	106	41	4	21

2018 GAME-BY-GAME (@ NMST)

Opponent	Comp.-Att.-Int.	Yds.	TD	Long	Rush	Yds.	TD	Long
vs. Wyoming	DNP							
at Minnesota	DNP							
at Utah State	2-3-0	10	0	9	1	1	0	1
vs. New Mexico	12-21-2	168	1	58	9	20	0	6
at UTEP	9-18-0	156	1	53	12	16	0	9
vs. Liberty	34-51-0	402	4	41	6	21	0	21
at Louisiana-Lafayette	25-44-1	284	1	51	6	-17	0	8
vs. Georgia Southern	25-38-1	295	0	26	9	5	0	21
at Texas State	29-59-2	275	0	35	13	40	0	17
vs. Alcorn State	32-44-0	396	4	60	5	11	0	12
at BYU	25-61-2	264	1	25	14	5	0	8
at Liberty	29-54-1	313	1	24	11	15	0	14
Totals	222-393-9	2,563	13	60	86	117	0	21



97

WALKER BATY

DEFENSIVE LINE

6-3 • 290 • Sophomore - 1L
Liberty Hill, Texas

CAREER STATISTICS

Year	Pos.	G-GS	Tackles	Sacks-Yds.	TFL-Yds.	FF	FR	PBU	QBH
2020	DL	7-0	1	0-0	0-0	0	0	0	0
Totals	7-0	1	0-0	0-0	0	0	0	0	0

2020 GAME-BY-GAME

Opponent	Tackles	Sacks	TFL-Y	FC	PBU	Int.	QBH
at Texas State	DNP						
vs. SFA	0	0-0	0-0	0	0	0	0
vs. MT	DNP						
at UAB	0	0-0	0-0	0	0	0	0
at #15 BYU	DNP						
vs. Army	DNP						
vs. LA Tech	0	0-0	0-0	0	0	0	0
at FAU	1	0-0	0-0	0	0	0	0
vs. UTEP	0	0-0	0-0	0	0	0	0
at Southern Miss	0	0-0	0-0	0	0	0	0
vs. North Texas	0	0-0	0-0	0	0	0	0
vs. #16 Louisiana	DNP						
Totals	1	0-0	0-0	0	0	0	0



49

TRUMANE BELL II

DEFENSIVE LINE

6-2 • 255 • Junior - 2L
Dallas, Texas

CAREER STATISTICS

Year	Pos.	G-GS	Tackles	Sacks-Yds.	TFL-Yds.	FF	FR	PBU	QBH
2019	DT	12-0	2	0-0	1.0-4	0	0	0	2
2020	DL	12-0	15	4.5-26	6.5-34	0	0	0	1
Totals	24-0	17	4.5-26	7.5-38	0	0	0	0	3

2020 GAME-BY-GAME

Opponent	Tackles	Sacks	TFL-Y	FC	PBU	Int.	QBH
at Texas State	2	1.0-7	1.0-7	0	0	0	0
vs. SFA	0	0-0	0-0	0	0	0	0
vs. MT	3	0.5-4	1.5-9	0	0	0	0
at UAB	0	0-0	0-0	0	0	0	1
at #15 BYU	1	0-0	0-0	0	0	0	0
vs. Army	1	0-0	0-0	0	0	0	0
vs. LA Tech	1	0-0	0.5-2	0	0	0	0
at FAU	3	1.0-2	1.5-3	0	0	0	0
vs. UTEP	1	1.0-12	1.0-12	0	0	0	0
at Southern Miss	1	1.0-1	1.0-1	0	0	0	0
vs. North Texas	1	0-0	0-0	0	0	0	0
vs. #16 Louisiana	0	0-0	0-0	0	0	0	0
Totals	15	4.5-26	6.5-34	0	0	0	1

2019 GAME-BY-GAME

Opponent	Tackles	Sacks	TFL-Y	FC	PBU	Int.	QBH
vs. UIW	1	0-0	1.0-4	0	0	0	2
at Baylor	0	0-0	0-0	0	0	0	0
vs. Army	0	0-0	0-0	0	0	0	0
at UNT	1	0-0	0-0	0	0	0	0
at UTEP	0	0-0	0-0	0	0	0	0
vs. UAB	0	0-0	0-0	0	0	0	0
vs. Rice	0	0-0	0-0	0	0	0	0
vs. Texas A&M	0	0-0	0-0	0	0	0	0
at ODU	0	0-0	0-0	0	0	0	0
vs. USM	0	0-0	0-0	0	0	0	0
vs. FAU	0	0-0	0-0	0	0	0	0
at LA Tech	0	0-0	0-0	0	0	0	0
Totals	2	0-0	1.0-4	0	0	0	2



5

BRENDEN
BRADY

RUNNING BACK

5-11 • 215 • Senior - 3L
Cibolo, Texas

CAREER STATISTICS

Year	G-GS	Att.	Yds.	Avg.	TD	LG	Rec.	Yds.	Avg.	TD	LG
2018	12-1	49	221	4.5	1	27	8	44	5.5	0	15
2019	12-0	67	284	4.2	2	24	14	115	8.2	0	23
2020	6-1	50	239	4.8	1	36	7	48	6.9	0	18
Totals	30-2	166	744	4.5	4	36	29	207	7.1	0	23

2020 GAME-BY-GAME

Opponent	Att.	Yds.	TD	Long	Rec.	Yds.	TD	Long
at Texas St.	8	47	0	13	2	6	0	9
vs. SFA	2	4	0	5	1	8	0	8
vs. MT		DNP						
at UAB		DNP						
at #15 BYU		DNP						
vs. Army		DNP						
vs. LA Tech		DNP						
at FAU	1	1	0	1	0	0	0	0
vs. UTEP	26	124	0	36	2	26	0	18
at S. Miss	7	35	0	11	0	0	0	0
vs. UNT	6	28	1	11	2	8	0	9
vs. #16 LA		DNP						
Totals	50	239	1	36	7	48	0	18

2019 GAME-BY-GAME

Opponent	Att.	Yds.	TD	Long	Rec.	Yds.	TD	Long
vs. UIW	7	28	1	10	5	47	0	22
at Baylor	5	26	0	13	0	0	0	0
vs. Army	2	4	0	4	1	7	0	7
at UNT	5	11	0	6	1	12	0	12
at UTEP	2	4	0	5	0	0	0	0
vs. UAB	0	0	0	0	0	0	0	0
vs. Rice	7	34	0	13	1	3	0	3
at TAMU	4	18	0	8	1	2	0	2
at ODU	7	26	0	11	3	42	0	23
vs. USM	3	22	0	11	0	0	0	0
vs. FAU	15	86	0	24	1	3	0	3
at LA Tech	8	22	1	8	1	-1	0	0
Totals	67	284	2	24	14	115	0	23

2018 GAME-BY-GAME

Opponent	Att.	Yds.	TD	Long	Rec.	Yds.	TD	Long
at Ariz. St.	2	6	0	3	1	7	0	7
vs. Baylor	0	0	0	0	0	0	0	0
at Kansas St.	1	2	0	2	0	0	0	0
vs. TXST	0	0	0	0	0	0	0	0
vs. UTEP	0	0	0	0	0	0	0	0
at Rice	0	0	0	0	0	0	0	0
vs. LA Tech	0	0	0	0	0	0	0	0
at USM	8	36	0	17	1	11	0	11
at UAB	8	42	0	21	1	1	0	1
vs. FIU	9	42	0	17	3	2	0	4
at Marshall	10	4	0	4	1	15	0	15
vs. UNT	11	89	1	27	1	8	0	8
Totals	49	221	1	27	8	44	0	15



84

OSCAR
CARDENAS

TIGHT END

6-4 • 275 • Sophomore - 1L
San Antonio, Texas

CAREER STATISTICS

Year	G-GS	Att.	Yds.	Avg.	TD	LG	Rec.	Yds.	Avg.	TD	LG
2020	12-1	0	0	0	0	0	3	46	15.3	0	21
Totals	12-1	0	0	0	0	0	3	46	15.3	0	21

2020 GAME-BY-GAME

Opponent	Att.	Yds.	TD	Long	Rec.	Yds.	TD	Long
at Texas St.	0	0	0	0	0	0	0	0
vs. SFA	0	0	0	0	0	0	0	0
vs. MT	0	0	0	0	0	0	0	0
at UAB	0	0	0	0	0	0	0	0
at #15 BYU	0	0	0	0	0	0	0	0
vs. Army	0	0	0	0	0	0	0	0
vs. LA Tech	0	0	0	0	0	0	0	0
at FAU	0	0	0	0	0	0	0	0
vs. UTEP	0	0	0	0	1	18	0	18
at S. Miss	0	0	0	0	0	0	0	0
vs. UNT	0	0	0	0	1	7	0	7
vs. #16 LA	0	0	0	0	1	21	0	21
Totals	0	0	0	0	3	46	0	21



2

JOSHUA
CEPHUS

WIDE RECEIVER

6-3 • 190 • Junior - 2L
Houston, Texas

CAREER STATISTICS

Year	G-GS	Att.	Yds.	Avg.	TD	LG	Rec.	Yds.	Avg.	TD	LG
2019	12-7	0	0	0	0	0	8	153	19.1	1	75
2020	12-12	2	-13	0	0	0	58	547	9.4	5	35
Totals	24-19	2	-13	0	0	0	66	700	10.6	6	75

2020 GAME-BY-GAME

Opponent	Att.	Yds.	TD	Long	Rec.	Yds.	TD	Long
at Texas St.	1	-2	0	0	6	44	1	25
vs. SFA	0	0	0	0	8	89	1	35
vs. MT	0	0	0	0	5	30	1	14
at UAB	0	0	0	0	3	42	0	23
at #15 BYU	0	0	0	0	4	58	0	32
vs. Army	0	0	0	0	5	46	0	11
vs. LA Tech	0	0	0	0	4	14	0	7
at FAU	1	-11	0	0	5	63	0	18
vs. UTEP	0	0	0	0	5	58	0	19
at S. Miss	0	0	0	0	5	44	0	18
vs. UNT	0	0	0	0	5	33	1	8
vs. #16 LA	0	0	0	0	3	26	1	11
Totals	2	-13	0	0	58	547	5	35

2019 GAME-BY-GAME

Opponent	Att.	Yds.	TD	Long	Rec.	Yds.	TD	Long
vs. UIW	0	0	0	0	0	0	0	0
at Baylor	0	0	0	0	2	23	0	17
vs. Army	0	0	0	0	2	16	0	11
at UNT	0	0	0	0	0	0	0	0
at UTEP	0	0	0	0	0	0	0	0
vs. UAB	0	0	0	0	0	0	0	0
vs. Rice	0	0	0	0	0	0	0	0
at TAMU	0	0	0	0	0	0	0	0
at ODU	0	0	0	0	1	19	0	19
vs. USM	0	0	0	0	3	95	1	75
vs. FAU	0	0	0	0	0	0	0	0
at LA Tech	0	0	0	0	0	0	0	0
Totals	0	0	0	0	8	153	0	75



88

DE'CORIAN CLARK

WIDE RECEIVER

6-2 • 210 • Junior - 2L
Fort Worth, Texas

CAREER STATISTICS												
Year	G-GS	Att.	Yds.	Avg.	TD	LG	Rec.	Yds.	Avg.	TD	LG	
2019	8-0	0	0	0	0	0	1	5	5.0	0	5	
2020	11-0	1	12	12.0	0	12	8	58	7.2	1	15	
Totals	19-0	1	12	12.0	0	12	9	63	7.0	1	15	

2020 GAME-BY-GAME									
Opponent	Att.	Yds.	TD	Long	Rec.	Yds.	TD	Long	
at Texas St.	0	0	0	0	6	41	0	13	
vs. SFA	0	0	0	0	1	2	0	2	
vs. MT	0	0	0	0	0	0	0	0	
at UAB	0	0	0	0	0	0	0	0	
at #15 BYU	0	0	0	0	0	0	0	0	
vs. Army	0	0	0	0	0	0	0	0	
vs. LA Tech	0	0	0	0	0	0	0	0	
at FAU	0	0	0	0	0	0	0	0	
vs. UTEP	1	12	0	12	0	0	0	0	
at S. Miss	0	0	0	0	0	0	0	0	
vs. UNT	0	0	0	0	1	15	1	15	
vs. #16 LA	DNP								
Totals	1	12	0	12	8	48	1	15	

2019 GAME-BY-GAME									
Opponent	Att.	Yds.	TD	Long	Rec.	Yds.	TD	Long	
vs. UIW	DNP								
at Baylor	0	0	0	0	0	0	0	0	
vs. Army	0	0	0	0	0	0	0	0	
at UNT	0	0	0	0	0	0	0	0	
at UTEP	DNP								
vs. UAB	DNP								
vs. Rice	0	0	0	0	0	0	0	0	
at TAMU	0	0	0	0	0	0	0	0	
at ODU	0	0	0	0	0	0	0	0	
vs. USM	0	0	0	0	0	0	0	0	
vs. FAU	DNP								
at LA Tech	0	0	0	0	1	5	0	5	
Totals	0	0	0	0	1	5	0	5	



95

CHRISTIAN CLAYTON

DEFENSIVE LINE

6-2 • 275 • Sophomore - 1L
Fort Worth, Texas

CAREER STATISTICS												
Year	Pos.	G-GS	Tackles	Sacks-Yds.	TFL-Yds.	FF	FR	PBU	QBH			
2019	DT	3-0	0	0-0	0-0	0	0	0	0			
2020	DL	12-0	21	2.0-11	7.5-25	1	2	0	0			
Totals		17-0	21	2.0-11	7.5-25	1	2	0	0			

2020 GAME-BY-GAME									
Opponent	Tackles	Sacks	TFL-Y	FC	PBU	Int.	QBH		
at Texas State	1	0-0	0-0	0	0	0	0		
vs. SFA	2	0-0	1.0-1	1	0	0	0		
vs. MT	1	0-0	1.0-3	0	0	0	0		
at UAB	4	0-0	2.0-6	0	0	0	0		
at #15 BYU	0	0-0	0-0	0	0	0	0		
vs. Army	2	1.0-3	2.0-6	0	0	0	0		
vs. LA Tech	2	0-0	0-0	0	0	0	0		
at FAU	3	0-0	0.5-1	0	0	0	0		
vs. UTEP	1	0-0	0-0	0	0	0	0		
at Southern Miss	0	0-0	0-0	0	0	0	0		
vs. North Texas	4	1.0-8	1.0-8	0	0	0	0		
vs. #16 Louisiana	1	0-0	0-0	0	0	0	0		
Totals	21	2.0-11	7.5-25	1	0	0	0		

2019 GAME-BY-GAME									
Opponent	Tackles	Sacks	TFL-Y	FC	PBU	Int.	QBH		
vs. UIW	DNP								
at Baylor	DNP								
vs. Army	DNP								
at UNT	DNP								
at UTEP	DNP								
vs. UAB	DNP								
vs. Rice	0	0-0	0-0	0	0	0	0		
at Texas A&M	0	0-0	0-0	0	0	0	0		
at ODU	0	0-0	0-0	0	0	0	0		
vs. USM	DNP								
vs. FAU	DNP								
at LA Tech	DNP								
Totals	0	0-0	0-0	0	0	0	0		



17

KAEDRIC COBBS

RUNNING BACK

5-10 • 210 • Sophomore - 1L
Denton, Texas

CAREER STATISTICS												
Year	G-GS	Att.	Yds.	Avg.	TD	LG	Rec.	Yds.	Avg.	TD	LG	
2020	11-0	11	56	5.1	1	24	0	0	0	0	0	
Totals	11-0	11	54	5.1	1	24	0	0	0	0	0	

2020 GAME-BY-GAME									
Opponent	Att.	Yds.	TD	Long	Rec.	Yds.	TD	Long	
at Texas St.	0	0	0	0	0	0	0	0	
vs. SFA	0	0	0	0	0	0	0	0	
vs. MT	0	0	0	0	0	0	0	0	
at UAB	DNP								
at #15 BYU	0	0	0	0	0	0	0	0	
vs. Army	0	0	0	0	0	0	0	0	
vs. LA Tech	0	0	0	0	0	0	0	0	
at FAU	1	2	0	2	0	0	0	0	
vs. UTEP	4	34	1	24	0	0	0	0	
at S. Miss	1	4	0	4	0	0	0	0	
vs. UNT	2	6	0	5	0	0	0	0	
vs. #16 LA	3	10	0	4	0	0	0	0	
Totals	11	56	1	24	0	0	0	0	



33

B.J. DANIELS

RUNNING BACK

6-1 • 210 • Senior - 4L
Melbourne, Fla.

CAREER STATISTICS												
Year	G-GS	Att.	Yds.	Avg.	TD	LG	Rec.	Yds.	Avg.	TD	LG	
2017	9-0	13	55	4.2	0	9	1	1	1.0	0	1	
2018	12-1	87	322	3.7	3	36	4	27	6.8	0	9	
2019	12-0	11	60	5.5	0	18	0	0	0	0	0	
2020	12-0	23	129	5.6	2	52	1	0	0.0	0	0	
Totals	45-1	134	566	4.2	5	52	6	28	4.7	0	9	

2020 GAME-BY-GAME								
Opponent	Att.	Yds.	TD	Long	Rec.	Yds.	TD	Long
at Texas St.	0	0	0	0	0	0	0	0
vs. SFA	1	1	0	1	0	0	0	0
vs. MT	1	3	0	3	0	0	0	0
at UAB	2	3	0	3	0	0	0	0
at #15 BYU	4	7	0	3	1	0	0	0
vs. Army	0	0	0	0	0	0	0	0
vs. LA Tech	3	9	0	4	0	0	0	0
at FAU	1	6	0	6	0	0	0	0
vs. UTEP	8	81	1	52	0	0	0	0
at S. Miss	0	0	0	0	0	0	0	0
vs. UNT	3	19	1	9	0	0	0	0
vs. #16 LA	0	0	0	0	0	0	0	0
Totals	23	129	2	52	1	0	0	0

2019 GAME-BY-GAME								
Opponent	Att.	Yds.	TD	Long	Rec.	Yds.	TD	Long
vs. UIW	6	42	0	18	0	0	0	0
at Baylor	1	3	0	3	0	0	0	0
vs. Army	0	0	0	0	0	0	0	0
at UNT	0	0	0	0	0	0	0	0
at UTEP	4	15	0	6	0	0	0	0
vs. UAB	0	0	0	0	0	0	0	0
vs. Rice	0	0	0	0	0	0	0	0
at TAMU	0	0	0	0	0	0	0	0
at ODU	0	0	0	0	0	0	0	0
vs. USM	0	0	0	0	0	0	0	0
vs. FAU	0	0	0	0	0	0	0	0
at LA Tech	0	0	0	0	0	0	0	0
Totals	11	60	0	18	0	0	0	0

2018 GAME-BY-GAME								
Opponent	Att.	Yds.	TD	Long	Rec.	Yds.	TD	Long
vs. Ariz. St.	9	24	1	5	0	0	0	0
vs. Baylor	16	90	1	36	1	9	0	9
at Kansas St.	16	47	0	8	1	6	0	6
vs. TXST	12	38	0	10	0	0	0	0
vs. UTEP	3	9	0	5	0	0	0	0
at Rice	13	61	1	18	0	0	0	0
vs. LA Tech	7	18	0	6	0	0	0	0
at USM	2	7	0	4	1	8	0	8
at UAB	3	2	0	3	0	0	0	0
vs. FIU	2	16	0	11	1	4	0	4
at Marshall	4	10	0	5	0	0	0	0
vs. UNT	0	0	0	0	0	0	0	0
Totals	71	442	5	75	8	82	1	31

2017 GAME-BY-GAME								
Opponent	Att.	Yds.	TD	Long	Rec.	Yds.	TD	Long
vs. Southern	11	48	0	9	1	1	0	1
at TXST	2	7	0	5	0	0	0	0
at UNT	0	0	0	0	0	0	0	0
vs. Rice	0	0	0	0	0	0	0	0
at UTEP	0	0	0	0	0	0	0	0
at FIU	0	0	0	0	0	0	0	0
vs. UAB	0	0	0	0	0	0	0	0
vs. Marshall	0	0	0	0	0	0	0	0
at LA Tech	0	0	0	0	0	0	0	0
Totals	13	55	0	9	1	1	0	1



28

**JE'VAUN
DABON**

SAFETY

**6-1 • 180 • Sophomore - 1L
Houston, Texas**

CAREER STATISTICS

Year	Pos.	G-GS	Tackles	Sacks-Yds.	TFL-Yds.	FF	FR	PBU	QBH
2020	S	6-0	1	0-0	0-0	0	0	0	0
Totals		6-0	1	0-0	0-0	0	0	0	0

2020 GAME-BY-GAME									
Opponent	Tackles	Sacks	TFL-Y	FC	PBU	Int.	QBH		
at Texas State		DNP							
vs. SFA		DNP							
vs. MT	0	0-0	0-0	0	0	0	0		
at UAB	0	0-0	0-0	0	0	0	0		
at #15 BYU	0	0-0	0-0	0	0	0	0		
vs. Army		DNP							
vs. LA Tech		DNP							
at FAU		DNP							
vs. UTEP	0	0-0	0-0	0	0	0	0		
at Southern Miss	0	0-0	0-0	0	0	0	0		
vs. North Texas	1	0-0	0-0	0	0	0	0		
vs. #16 Louisiana		DNP							
Totals	1	0-0	0-0	0	0	0	0	0	0



6

**LORENZO
DANTZLER**

DEFENSIVE LINE

**6-1 • 260 • Senior - 3L
Starkville, Miss.**

CAREER STATISTICS

Year	Pos.	G-GS	Tackles	Sacks-Yds.	TFL-Yds.	FF	FR	PBU	QBH
2018	DE	12-9	27	3.5-19	8.5-29	2	1	0	2
2019	DE	12-0	22	4.5-34	6.5-37	0	0	1	5
2020	LB	12-9	31	1.0-2	5.5-36	1	0	0	7
Totals		36-18	70	7.0-38	18.5-85	3	1	1	12

2020 GAME-BY-GAME								
Opponent	Tackles	Sacks	TFL-Y	FC	PBU	Int.	QBH	
at Texas State	0	0-0	0-0	0	0	0	0	
vs. SFA	1	0-0	0-0	0	0	0	0	
vs. MT	5	0-0	0.5-1	0	0	0	2	
at UAB	4	0-0	2.0-11	0	0	0	2	
at #15 BYU	0	0-0	0-0	0	0	0	0	
vs. Army	2	0-0	0-0	0	0	0	0	
vs. LA Tech	4	0-0	0-0	0	0	0	2	
at FAU	2	0-0	0.5-2	0	0	0	0	
vs. UTEP	4	1.0-2	1.5-3	1	0	0	0	
at Southern Miss	3	0-0	1.0-19	0	0	0	0	
vs. North Texas	4	0-0	0-0	0	0	0	0	
vs. #16 Louisiana	2	0-0	0-0	0	1	0	1	
Totals	31	1.0-2	5.5-36	1	1	0	7	

2019 GAME-BY-GAME								
Opponent	Tackles	Sacks	TFL-Y	FC	PBU	Int.	QBH	
vs. UIW	4	2.0-14	2.0-14	0	0	0	0	
at Baylor	0	0-0	1.0-2	0	0	0	1	
vs. Army	1	0-0	0-0	0	0	0	0	
at UNT	3	0-0	1.0-1	0	0	0	1	
at UTEP	1	0-0	0-0	0	0	0	0	
vs. UAB	1	0-0	0-0	0	0	0	1	
vs. Rice	0	0-0	0-0	0	0	0	0	
at Texas A&M	2	0-0	0-0	0	0	0	0	
at ODU	2	0-0	0-0	0	0	0	1	
vs. USM	1	0.5-6	0.5-6	0	0	0	0	
vs. FAU	1	0.5-6	0.5-6	0	0	0	0	
at LA Tech	4	1.0-5	1.0-5	0	1	0	1	
Totals	22	6.5-37	4.5-34	0	0	0	1	

2018 GAME-BY-GAME								
Opponent	Tackles	Sacks	TFL-Y	FC	PBU	Int.	QBH	
at Arizona State	1	0-0	0-0	0	0	0	0	
vs. Baylor	3	1.0-4	2.0-7	1	0	0	0	
at Kansas State	0	0-0	0-0	0	0	0	0	
vs. Texas State	1	0-0	0-0	0	0	0	1	
vs. UTEP	3	0-0	2.0-2	0	0	0	0	
at Rice	2	1.0-5	1.0-5	1	0	0	0	
vs. LA Tech	3	1.0-7	1.5-9	0	0	0	1	
at Southern Miss	0	0-0	0-0	0	0	0	0	
at UAB	1	0-0	0-0	0	0	0	0	
vs. FIU	4	0-0	0.5-1	0	0	0	0	
at Marshall	6	0.5-3	1.0-4	0	0	0	0	
vs. North Texas	3	0-0	0.5-1	0	0	0	0	
Totals	27	3.5-19	8.5-29	2	0	0	2	



35

LUCAS DEAN

PUNTER

6-2 • 205 • Junior - 2L
Dunsborough, Australia

CAREER STATISTICS

Year	G	P	Yds	Long	Avg	I20	50+
2019	12	65	2,651	56	40.8	16	12
2020	12	57	2,621	67	46.0	27	19
Totals	24	122	5,272	67	43.2	43	31

2020 GAME-BY-GAME

Opponent	Punts	Avg.	Long	Inside 20
at Texas State	8	47.8	57	3
vs. SFA	4	42.0	57	3
vs. MT	6	49.2	57	3
at UAB	6	45.0	55	5
at #15 BYU	5	45.2	59	2
vs. Army	4	43.0	50	1
vs. LA Tech	4	46.5	53	1
at FAU	8	47.9	67	2
vs. UTEP	1	39.0	39	0
at Southern Miss	6	47.7	55	5
vs. North Texas	3	46.7	52	2
vs. #16 Louisiana	2	37.0	38	0
Totals	57	46.0	67	27

2019 GAME-BY-GAME

Opponent	Punts	Avg.	Long	Inside 20
vs. UIW	3	36.7	48	2
at Baylor	8	43.0	56	1
vs. Army	5	42.6	53	0
at UNT	3	39.0	48	0
at UTEP	4	39.8	48	1
vs. UAB	5	43.8	52	0
vs. Rice	3	42.7	44	1
at Texas A&M	8	39.0	50	3
at ODU	4	36.8	45	1
vs. USM	9	39.2	50	1
vs. FAU	6	44.7	53	4
at LA Tech	7	40.1	56	2
Totals	12	40.8	56	16



5

HUNTER DUPLISSIS

PLACE-KICKER/
PUNTER

5-9 • 190 • Senior - 3L
San Antonio, Texas

CAREER STATISTICS

Year	G	FGM	FGA	Long	%	PAT	Points
2017	1	0	0	0	0	0	0
2018	9	0	0	0	0	0	0
2019	12	9	11	43	81.8	25-25	52
2020	12	17	20	50	85.0	40-41	91
Totals	34	26	31	50	83.9	65-66	143

2020 GAME-BY-GAME

Opponent	FG	FGA	Long	PAT
at Texas State	3	3	42	6-6
vs. SFA	1	1	28	3-3
vs. MT	3	3	35	4-4
at UAB	2	2	48	1-1
at #15 BYU	2	2	39	2-2
vs. Army	1	1	50	1-2
vs. LA Tech	2	3	37	3-3
at FAU	1	1	49	0-0
vs. UTEP	1	1	49	7-7
at Southern Miss	0	0	-	3-3
vs. North Texas	0	1	-	7-7
vs. #16 Louisiana	1	2	20	3-3
Totals	17	20	50	40-41

2019 GAME-BY-GAME

Opponent	FG	FGA	Long	PAT
UIW	0	0	0	5-5
at Baylor	0	0	0	2-2
Army	0	1	0	1-1
at UNT	1	2	25	0-0
at UTEP	2	2	43	2-2
vs. UAB	0	0	0	2-2
vs. Rice	1	1	34	2-2
at Texas A&M	0	0	0	2-2
at ODU	1	1	22	3-3
vs. USM	1	1	25	2-2
vs. FAU	1	1	41	1-1
at LA Tech	2	2	28	3-3
Totals	9	11	43	25-25



20

DENZEL FEASTER

INSIDE LINEBACKER

6-3 • 225 • Senior - TR
Austin, Texas

CAREER STATISTICS (2015-20 AT KANSAS)

Year	Pos.	G-GS	Tackles	Sacks-Yds.	TFL-Yds.	FF	FR	PBU	QBH
2015	LB	6-0	0	0-0	0-0	0	0	0	0
2016	LB	7-0	8	0-0	0-0	1	1	0	0
2018	LB	12-1	8	0-0	1.0-5	0	1	0	0
2020	LB	5-5	20	0-0	1.5-1	1	0	0	0
Totals	30-6	36	0-0	2.5-6	2	2	0	0	0



4

ZAKHARI FRANKLIN

WIDE RECEIVER

6-1 • 185 • Junior - 2L
Cedar Hill, Texas

CAREER STATISTICS

Year	G-GS	Att.	Yds.	Avg.	TD	LG	Rec.	Yds.	Avg.	TD	LG
2019	9-4	0	0	0	0	0	38	491	12.9	3	65
2020	10-9	1	8	8.0	0	8	49	694	14.2	7	52
Totals	19-13	1	8	8.0	0	8	87	1,185	13.6	10	65

2020 GAME-BY-GAME

Opponent	Att.	Yds.	TD	Long	Rec.	Yds.	TD	Long
at Texas St.	DNP							
vs. SFA	DNP							
vs. MT	0	0	0	0	6	119	1	48
at UAB	0	0	0	0	2	10	0	11
at #15 BYU	1	8	0	8	7	79	1	32
vs. Army	0	0	0	0	12	138	2	24
vs. LA Tech	0	0	0	0	2	24	0	21
at FAU	0	0	0	0	3	20	0	13
vs. UTEP	0	0	0	0	6	118	1	45
at S. Miss	0	0	0	0	3	22	1	9
vs. UNT	0	0	0	0	3	49	0	23
vs. #16 LA	0	0	0	0	5	115	1	52
Totals	1	8	0	8	49	694	7	52

2019 GAME-BY-GAME									
Opponent	Att.	Yds.	TD	Long	Rec.	Yds.	TD	Long	
vs. UIW	0	0	0	0	1	7	0	7	
at Baylor	0	0	0	0	1	6	0	6	
vs. Army	DNP								
at UNT	0	0	0	0	3	17	0	8	
at UTEP	DNP								
vs. UAB	DNP								
vs. Rice	0	0	0	0	4	26	2	10	
at TAMU	0	0	0	0	4	46	0	20	
at ODU	0	0	0	0	6	134	0	65	
vs. USM	0	0	0	0	7	97	0	35	
vs. FAU	0	0	0	0	7	98	1	40	
at LA Tech	0	0	0	0	5	60	0	24	
Totals	0	0	0	0	38	491	3	65	



14

**DYWAN
GRIFFIN**

CORNERBACK

5-11 • 180 • Junior - 21
New Orleans, La.

CAREER STATISTICS

Year	G-GS	Att.	Yds.	Avg.	TD	LG	Rec.	Yds.	Avg.	TD	LG
2018	11-1	2	9	4.5	0	7	7	26	3.7	0	10
2019	1-0	0	0	0	0	0	0	0	0	0	0
Totals	12-1	2	9	4.5	0	7	7	26	3.7	0	10

2020 GAME-BY-GAME

Opponent	Tackles	Sacks	TFL-Y	FC	PBU	Int.	QBH
at Texas State	DNP						
vs. SFA	DNP						
vs. MT	DNP						
at UAB	DNP						
at #15 BYU	DNP						
vs. Army	DNP						
vs. LA Tech	DNP						
at FAU	DNP						
vs. UTEP	0	0-0	0-0	0	0	0	0
at Southern Miss	DNP						
vs. North Texas	DNP						
vs. #16 Louisiana	DNP						
Totals	0	0-0	0-0	0	0	0	0

2019 GAME-BY-GAME

Opponent	Att.	Yds.	TD	Long	Rec.	Yds.	TD	Long
vs. UIW	0	0	0	0	0	0	0	0
at Baylor	0	0	0	0	1	3	0	3
vs. Army	DNP							
at UNT	0	0	0	0	1	6	0	6
at UTEP	0	0	0	0	1	2	0	2
vs. UAB	1	7	0	7	0	0	0	0
vs. Rice	0	0	0	0	1	1	0	1
at TAMU	0	0	0	0	1	10	0	10
at ODU	0	0	0	0	0	0	0	0
vs. USM	0	0	0	0	1	4	0	4
vs. FAU	1	2	0	2	1	0	0	0
at LA Tech	0	0	0	0	0	0	0	0
Totals	2	9	0	7	7	26	0	10



41

**DE'MARCO
GUIDRY**

INSIDE LINEBACKER

6-0 • 220 • Senior - 31
La Marque, Texas

Year	Pos.	G-GS	Tackles	Sacks-Yds.	TFL-Yds.	FF	FR	PBU	QBH
2018	LB	8-0	8	0-0	1.0-4	0	0	0	0
2019	LB	3-0	6	0-0	0-0	0	1	0	1
2020	LB	10-0	27	1.0-7	2.0-9	1	0	0	0
Totals		21-0	41	1.0-7	3.0-13	1	1	0	1

2020 GAME-BY-GAME

Opponent	Tackles	Sacks	TFL-Y	FC	PBU	Int.	QBH
at Texas State	4	0-0	0.5-0	0	0	0	0
vs. SFA	0	0-0	0-0	0	0	0	0
vs. MT	2	1.0-7	1.0-7	0	0	0	0
at UAB	1	0-0	0-0	0	0	0	0
at #15 BYU	2	0-0	0-0	0	0	0	0
vs. Army	2	0-0	0-0	0	0	0	0
vs. LA Tech	3	0-0	0-0	0	0	0	0
at FAU	5	0-0	0.5-2	0	0	0	0
vs. UTEP	DNP						
at Southern Miss	DNP						
vs. North Texas	3	0-0	0-0	0	0	0	0
#16 Louisiana	5	0-0	0-0	1	0	0	0
Totals	27	1.0-7	2.0-9	1	0	0	0

2019 GAME-BY-GAME

Opponent	Tackles	Sacks	TFL-Y	FC	PBU	Int.	QBH
vs. UIW	2	0-0	0-0	0	0	0	0
at Baylor	DNP						
vs. Army	1	0-0	0-0	0	0	0	0
at UNT	3	0-0	0-0	0	0	0	1
at UTEP	DNP						
vs. UAB	DNP						
vs. Rice	DNP						
at Texas A&M	DNP						
at ODU	DNP						
vs. USM	DNP						
vs. FAU	DNP						
at LA Tech	DNP						
Totals	6	0-0	0-0	0	0	0	1

2018 GAME-BY-GAME

Opponent	Tackles	Sacks	TFL-Y	FC	PBU	Int.	QBH
vs. UTEP	2	0-0	0-0	0	0	0	0
at Rice	1	0-0	0-0	0	0	0	0
vs. LA Tech	3	0-0	0-0	0	0	0	0
at Southern Miss	0	0-0	0-0	0	0	0	0
at UAB	2	0-0	1.0-4	0	0	0	0
vs. FIU	0	0-0	0-0	0	0	0	0
at Marshall	0	0-0	0-0	0	0	0	0
vs. North Texas	0	0-0	0-0	0	0	0	0
Totals	8	0-0	1.0-4	0	0	0	0



86

**PETER
GRAY**

TIGHT END

6-4 • 250 • Junior - 11
Tupelo, Miss.

CAREER STATISTICS

Year	Pos.	G-GS	Tackles	Sacks-Yds.	TFL-Yds.	FF	FR	PBU	QBH
2018	DL	3-0	3	0-0	0-0	0	0	0	0
2019	DL	0-0	0	0-0	0-0	0	0	0	0
2020	DL	9-1	3	0-0	0.5-2	0	0	0	0
Totals		12-1	6	0-0	0.5-2	0	0	0	0

2020 GAME-BY-GAME

Opponent	Tackles	Sacks	TFL-Y	FC	PBU	Int.	QBH
at Texas State	1	0-0	0.5-2	0	0	0	0
vs. SFA	0	0-0	0-0	0	0	0	0
vs. MT	1	0-0	0-0	0	0	0	0
at UAB	0	0-0	0-0	0	0	0	0
at #15 BYU	DNP						
vs. Army	DNP						
vs. LA Tech	DNP						
at FAU	0	0-0	0-0	0	0	0	0
vs. UTEP	0	0-0	0-0	0	0	0	0
at Southern Miss	0	0-0	0-0	0	0	0	0
vs. North Texas	1	0-0	0-0	0	0	0	0
vs. #16 Louisiana	0	0-0	0-0	0	0	0	0
Totals	3	0-0	0.5-2	0	0	0	0



15
TREVOR
HARMANSON
INSIDE LINEBACKER

6-3 • 225 • Senior - 2L
Dickinson, Texas

CAREER STATISTICS

Year	Pos.	G-GS	Tackles	Sacks-Yds.	TFL-Yds.	FF	FR	PBU	QBH
2019	LB	12-8	48	0-0	8.5-19	0	1	1	0
2020	LB	12-12	73	1.0-4	9.0-31	1	1	3	7
Totals		24-20	121	1.0-4	17.5-50	1	2	4	7

2020 GAME-BY-GAME

Opponent	Tackles	Sacks	TFL-Y	FC	PBU	Int.	QBH
at Texas State	5	0-0	0.5-0	0	0	0	0
vs. SFA	7	0.5-2	1.5-3	0	0	0	2
vs. MT	8	0-0	1.5-13	0	0	0	1
at UAB	4	0-0	1.0-3	0	0	1	0
at #15 BYU	5	0-0	1.0-1	0	0	0	0
vs. Army	5	0-0	0-0	0	0	0	0
vs. LA Tech	8	0.5-2	0.5-2	0	0	0	1
at FAU	7	0-0	2.0-4	0	0	0	1
vs. UTEP	2	0-0	0-0	0	0	0	0
at Southern Miss	8	0-0	0-0	0	1	0	0
vs. North Texas	9	0-0	0-0	1	1	0	2
vs. #16 Louisiana	5	0-0	0-0	0	1	0	0
Totals	73	1.0-4	9.0-31	1	3	1	7

2019 GAME-BY-GAME

Opponent	Tackles	Sacks	TFL-Y	FC	PBU	Int.	QBH
vs. UIW	2	0-0	0-0	0	0	0	0
at Baylor	1	0-0	1.0-1	0	0	0	0
vs. Army	0	0-0	0-0	0	0	0	0
at UNT	1	0-0	0-0	0	0	0	0
at UTEP	7	0-0	3.0-6	0	0	0	0
vs. UAB	8	0-0	1.0-6	0	0	0	0
vs. Rice	4	0-0	0-0	0	0	0	0
at Texas A&M	1	0-0	0-0	0	0	0	0
at ODU	3	0-0	1.0-3	0	0	0	0
vs. USM	10	0-0	0-0	0	1	0	0
vs. FAU	7	0-0	1.0-1	0	0	0	0
at LA Tech	4	0-0	1.5-2	0	0	0	0
Totals	48	0-0	8.5-19	0	1	0	0



0
FRANK
HARRIS
QUARTERBACK

6-0 • 200 • Senior - 2L
Schertz, Texas

CAREER STATISTICS

Year	G-GS	Rush	Yds	TD	Comp.	Att.	Int.	Pct.	Yds.	TD	Long
2019	4-4	39	126	0	66	91	2	72.5	486	3	37
2020	11-10	95	528	9	159	250	6	63.6	1,630	12	54
Totals	15-14	134	654	9	225	341	8	66.0	2,116	15	54

2020 GAME-BY-GAME

Opponent	Comp.-Att.-Int.	Yds.	TD	Long	Rush	Yds.	TD	Long
at Texas State	23-31-0	169	1	44	11	51	3	23
vs. SFA	23-36-1	269	1	35	17	104	2	23
vs. MT	7-13-0	70	1	25	4	7	0	20
at UAB	DNP							
at #15 BYU	7-13-1	58	0	21	2	4	0	3
vs. Army	3-8-0	31	1	20	3	21	0	8
vs. LA Tech	18-33-2	189	0	54	10	5	0	10
at FAU	12-26-0	109	0	18	14	66	0	50
vs. UTEP	22-26-0	312	3	45	5	43	2	35
at Southern Miss	12-19-1	71	1	18	5	23	0	9
vs. North Texas	19-24-0	144	2	23	6	113	1	71
vs. #16 Louisiana	13-21-1	208	2	54	18	91	1	15
Totals	159-250-6	1,630	12	54	95	528	9	71

2019 GAME-BY-GAME

Opponent	Comp.-Att.-Int.	Yds.	TD	Long	Rush	Yds.	TD	Long
vs. UIW	28-36-1	206	3	36	15	123	0	24
at Baylor	15-24-0	93	0	17	9	3	0	8
vs. Army	23-31-1	187	0	37	14	1	0	7
at UNT	0-0-0	0	0	0	1	-1	0	-1
at UTEP	DNP							
vs. UAB	DNP							
vs. Rice	DNP							
at TAMU	DNP							
at ODU	DNP							
vs. USM	DNP							
vs. FAU	DNP							
at LA Tech	DNP							
Totals	66-91-2	486	3	37	39	126	0	24



1
JAYLON
HAYNES
DEFENSIVE LINEMAN

6-2 • 300 • Senior - 4L
Wharton, Texas

CAREER STATISTICS

Year	Pos.	G-GS	Tackles	Sacks-Yds.	TFL-Yds.	FF	FR	PBU	QBH
2017	DT	4-0	4	0-0	1.0-7	0	0	0	0
2018	DT	12-1	18	1.0-7	2.0-9	1	0	0	0
2019	DT	12-10	40	2.0-9	12.5-35	1	1	2	6
2020	NG	9-8	20	4.0-12	6.0-15	0	0	0	3
Totals		37-19	82	7.0-28	21.5-60	2	1	2	9

2020 GAME-BY-GAME

Opponent	Tackles	Sacks	TFL-Y	FC	PBU	Int.	QBH
at Texas State	4	1.0-2	2.0-4	0	0	0	0
vs. SFA	6	2.0-4	3.0-5	0	0	0	0
vs. MT	0	0-0	0-0	0	0	0	1
at UAB	DNP						
at #15 BYU	DNP						
vs. Army	3	0-0	0-0	0	0	0	0
vs. LA Tech	1	0-0	0-0	0	0	0	1
at FAU	DNP						
vs. UTEP	1	0-0	0-0	0	0	0	0
at Southern Miss	1	0-0	0-0	0	0	0	0
vs. North Texas	3	1.0-6	1.0-6	0	0	0	1
vs. #16 Louisiana	1	0-0	0-0	0	0	0	0
Totals	20	4.0-12	6.0-15	0	0	0	3

2019 GAME-BY-GAME

Opponent	Tackles	Sacks	TFL-Y	FC	PBU	Int.	QBH
vs. UIW	3	1.0-7	1.0-7	0	0	0	2
at Baylor	0	0-0	0-0	0	0	0	0
vs. Army	7	0-0	0-0	0	0	0	0
at UNT	2	0-0	1.0-1	0	0	0	0
at UTEP	2	0-0	0-0	0	0	0	1
vs. UAB	2	0-0	0.5-2	0	0	0	0
vs. Rice	5	0-0	3.0-5	0	1	0	0
at Texas A&M	5	0-0	0.5-1	0	0	0	0
at ODU	4	1.0-2	2.5-4	0	0	0	0
vs. USM	3	0-0	3.0-9	1	0	0	0
vs. FAU	4	0-0	1.0-6	0	1	0	3
at LA Tech	3	0-0	0-0	0	0	0	0
Totals	40	3.0-16	12.5-35	1	2	0	6

2018 GAME-BY-GAME							
Opponent	Tackles	Sacks	TFL-Y	FC	PBU	Int.	QBH
at Arizona State	3	0-0	0-0	0	0	0	0
vs. Baylor	2	1.0-7	1.0-7	0	0	0	0
at Kansas State	2	0-0	1.0-2	1	0	0	0
vs. Texas State	0	0-0	0-0	0	0	0	0
vs. UTEP	3	0-0	0-0	0	0	0	0
at Rice	2	0-0	0-0	0	0	0	0
vs. LA Tech	0	0-0	0-0	0	0	0	0
at Southern Miss	1	0-0	0-0	0	0	0	0
at UAB	3	0-0	0-0	0	0	0	0
vs. FIU	0	0-0	0-0	0	0	0	0
at Marshall	2	0-0	0-0	0	0	0	0
vs. North Texas	0	0-0	0-0	0	0	0	0
Totals	18	1.0-7	2.0-9	1	0	0	0

2017 GAME-BY-GAME							
Opponent	Tackles	Sacks	TFL-Y	FC	PBU	Int.	QBH
vs. Houston		DNP					
at Baylor		DNP					
vs. Southern	1	0-0	1.0-1	0	0	0	0
at Texas State	1	0-0	0-0	0	0	0	0
vs. Southern Miss		DNP					
at North Texas		DNP					
vs. Rice		DNP					
at UTEP	1	0-0	0-0	0	0	0	0
at FIU		DNP					
vs. UAB		DNP					
vs. Marshall	1	0-0	0-0	0	0	0	0
at LA Tech		DNP					
Totals	4	0-0	1.0-1	0	0	0	0



45

**DEQUARIUS
HENRY**

OUTSIDE LINEBACKER

**6-3 • 240 • Senior - 4L
Houston, Texas**

CAREER STATISTICS									
Year	Pos.	G-GS	Tackles	Sacks-Yds.	TFL-Yds.	FF	FR	PBU	QBH
2017	DE	3-0	2	0-0	0.5-1	0	0	0	0
2018	DE	12-0	24	4.0-28	5.0-30	2	1	0	2
2019	DE	12-0	29	5.0-34	9.0-50	1	0	0	3
2020	LB	12-1	22	1.0-6	2.0-7	1	0	0	1
Totals		39-1	77	10.0-68	16.0-86	4	1	0	6

2020 GAME-BY-GAME							
Opponent	Tackles	Sacks	TFL-Y	FC	PBU	Int.	QBH
at Texas State	4	0-0	0-0	0	0	0	1
vs. SFA	2	0-0	1.0-1	0	0	0	0
vs. MT	3	0-0	0-0	0	0	0	0
at UAB	3	0-0	0-0	0	0	0	0
at #15 BYU	1	0-0	0-0	0	0	0	0
vs. Army	1	0-0	0-0	0	0	0	0
vs. LA Tech	0	0-0	0-0	0	0	0	0
at FAU	1	0-0	0-0	0	0	0	0
vs. UTEP	1	1.0-6	1.0-6	1	0	0	0
at Southern Miss	0	0-0	0-0	0	0	0	0
vs. North Texas	4	0-0	0-0	0	0	0	0
vs. #16 Louisiana	2	0-0	0-0	0	0	0	0
Totals	22	1.0-6	2.0-7	1	0	0	1

2019 GAME-BY-GAME							
Opponent	Tackles	Sacks	TFL-Y	FC	PBU	Int.	QBH
vs. UIW	2	1.0-1	1.0-1	0	0	0	0
at Baylor	1	0-0	0-0	0	0	0	0
vs. Army	2	0-0	0-0	0	0	0	0
at UNT	0	0-0	0-0	0	0	0	0
at UTEP	3	1.0-8	2.0-13	0	0	0	0
vs. UAB	4	0-0	0-0	0	0	0	0
vs. Rice	6	1.5-17	3.5-24	1	0	0	0
at Texas A&M	3	0-0	0-0	0	0	0	1
at ODU	1	0-0	0-0	0	0	0	0
vs. USM	2	0.5-5	0.5-5	0	0	0	0
vs. FAU	1	0-0	0-0	0	0	0	2
at LA Tech	4	1.0-3	2.0-7	0	0	0	0
Totals	29	5.0-34	9.0-50	1	0	0	3

2018 GAME-BY-GAME							
Opponent	Tackles	Sacks	TFL-Y	FC	PBU	Int.	QBH
at Arizona State	0	0-0	0-0	0	0	0	0
vs. Baylor	1	0-0	0-0	0	0	0	0
at Kansas State	2	0-0	0-0	0	0	0	0
vs. Texas State	1	1.0-8	1.0-8	0	0	0	0
vs. UTEP	6	1.0-3	2.0-5	1	0	0	0
at Rice	3	0-0	0-0	0	0	0	0
vs. LA Tech	3	1.0-8	1.0-8	1	0	0	0
at Southern Miss	2	0-0	0-0	0	0	0	0
at UAB	1	0-0	0-0	0	0	0	0
vs. FIU	3	1.0-9	1.0-9	0	0	0	1
at Marshall	1	0-0	0-0	0	0	0	1
vs. North Texas	1	0-0	0-0	0	0	0	0
Totals	24	4.0-28	5.0-30	2	0	0	2

2017 GAME-BY-GAME							
Opponent	Tackles	Sacks	TFL-Y	FC	PBU	Int.	QBH
vs. Houston		DNP					
at Baylor	1	0-0	0-0	0	0	0	0
vs. Southern	0	0-0	0-0	0	0	0	0
at Texas State	1	0-0	0.5-1	0	0	0	0
vs. Southern Miss		DNP					
at North Texas		DNP					
vs. Rice		DNP					
at UTEP							
at FIU		DNP					
vs. UAB		DNP					
vs. Marshall							
at LA Tech		DNP					
Totals	4	0-0	1.0-1	0	0	0	0



9

**CLARENCE
HICKS**

OUTSIDE LINEBACKER

**6-2 • 225 • Senior - 2L
Pensacola, Fla.**

CAREER STATISTICS									
Year	Pos.	G-GS	Tackles	Sacks-Yds.	TFL-Yds.	FF	FR	PBU	QBH
2019	DE	12-0	25	2.0-3	10.0-18	1	0	1	3
2020	LB	12-8	46	0.0-0	4.5-11	1	0	2	7
Totals		24-8	71	2.0-3	14.5-29	2	0	3	10

2020 GAME-BY-GAME							
Opponent	Tackles	Sacks	TFL-Y	FC	PBU	Int.	QBH
at Texas State	4	0-0	1.5-4	0	1	0	0
vs. SFA	5	0-0	0.5-0	1	0	0	0
vs. MT	6	0-0	0-0	0	0	0	1
at UAB	2	0-0	0-0	0	0	0	0
at #15 BYU	2	0-0	0-0	0	0	0	0
vs. Army	4	0-0	0-0	0	0	0	0
vs. LA Tech	4	0-0	0.5-2	0	0	0	1
at FAU	5	0-0	0.5-2	0	0	0	0
vs. UTEP	1	0-0	0-0	0	0	0	2
at Southern Miss	3	0-0	1.0-1	0	1	0	2
vs. North Texas	4	0-0	0-0	0	0	1	1
vs. #16 Louisiana	6	0-0	1.0-2	0	0	0	0
Totals	46	0-0	4.5-11	1	2	1	7

2019 GAME-BY-GAME							
Opponent	Tackles	Sacks	TFL-Y	FC	PBU	Int.	QBH
vs. UIW	1	0-0	0-0	0	0	0	1
at Baylor	0	0-0	0-0	0	0	0	0
vs. Army	0	0-0	0-0	0	0	0	0
at UNT	2	0-0	1.0-2	0	0	0	0
at UTEP	1	0-0	1.0-2	0	0	0	0
vs. UAB	0	0-0	0-0	0	0	0	1
vs. Rice	0	0-0	0-0	0	0	0	0
at Texas A&M	3	0-0	1.0-1	0	0	0	0
at ODU	5	1.0-0	1.0-2	0	0	0	0
vs. USM	3	0-0	3.0-4	0	1	0	1
vs. FAU	4	0-0	2.0-4	0	0	0	0
at LA Tech	6	1.0-3	1.0-3	0	0	0	0
Totals	25	2.0-3	100-18	1	1	0	3



13

SHELDON JONES

WIDE RECEIVER

5-9 • 160 • Senior - 3L
New Orleans, La.

CAREER STATISTICS											
Year	G-GS	Att.	Yds.	Avg.	TD	LG	Rec.	Yds.	Avg.	TD	LG
2018	10-2	1	3	3.0	0	3	10	74	7.4	0	18
2019	12-10	1	-4	-4.0	0	-4	31	259	8.4	0	36
2020	12-6	0	0	0.0	0	0	11	134	12.2	0	27
Totals	34-18	2	-1	-0.5	0	3	52	467	9.0	0	36

2020 GAME-BY-GAME								
Opponent	Att.	Yds.	TD	Long	Rec.	Yds.	TD	Long
at Texas St.	0	0	0	0	2	14	0	9
vs. SFA	0	0	0	0	4	54	0	27
vs. MT	0	0	0	0	1	16	0	16
at UAB	0	0	0	0	1	16	0	16
at #15 BYU	0	0	0	0	1	21	0	21
vs. Army	0	0	0	0	0	0	0	0
vs. LA Tech	0	0	0	0	1	10	0	10
at FAU	0	0	0	0	0	0	0	0
vs. UTEP	0	0	0	0	0	0	0	0
at S. Miss	0	0	0	0	0	0	0	0
vs. UNT	0	0	0	0	1	3	0	3
vs. #16 LA	0	0	0	0	0	0	0	0
Totals	0	0	0	0	11	134	0	27

2019 GAME-BY-GAME								
	Att.	Yds.	TD	Long	Rec.	Yds.	TD	Long
vs. UIW	0	0	0	0	2	8	0	5
at Baylor	0	0	0	0	2	10	0	5
vs. Army	0	0	0	0	3	13	0	14
at UNT	0	0	0	0	6	41	0	12
at UTEP	0	0	0	0	0	0	0	0
vs. UAB	0	0	0	0	0	0	0	0
vs. Rice	0	0	0	0	2	15	0	13
at TAMU	0	0	0	0	0	0	0	0
at ODU	0	0	0	0	3	8	0	4
vs. USM	0	0	0	0	2	31	0	18
vs. FAU	0	0	0	0	2	13	0	10
at LA Tech	0	0	0	0	8	115	0	36
Totals	0	0	0	0	31	259	0	36

2018 GAME-BY-GAME								
	Att.	Yds.	TD	Long	Rec.	Yds.	TD	Long
at Ariz. St.	0	0	0	0	1	8	0	8
at Kansas St.	0	0	0	0	0	0	0	0
vs. TXST	1	3	0	3	0	0	0	0
vs. UTEP	0	0	0	0	1	8	0	8
at Rice	0	0	0	0	0	0	0	0
vs. LA Tech	0	0	0	0	2	10	0	6
at UAB	0	0	0	0	0	0	0	0
vs. FIU	0	0	0	0	0	0	0	0
at Marshall	0	0	0	0	3	18	0	11
vs. UNT	0	0	0	0	3	30	0	18
Totals	1	3	0	3	10	74	0	18



8

JAMAL LIGON

INSIDE LINEBACKER

6-2 • 220 • Sophomore - 1L
Tyler, Texas

CAREER STATISTICS									
Year	Pos.	G-GS	Tackles	Sacks-Yds.	TFL-Yds.	FF	FR	PBU	QBH
2020	LB	11-9	72	4.0-26	7.5-42	2	2	1	4
Totals		11-9	72	4.0-26	7.5-42	2	2	1	4

2020 GAME-BY-GAME							
Opponent	Tackles	Sacks	TFL-Y	FC	PBU	Int.	QBH
at Texas State	4	1.0-2	1.0-2	0	0	0	0
vs. SFA	2	0-0	1.0-13	0	0	0	0
vs. MT	19	1.5-10	1.5-10	0	0	0	2
at UAB	5	0-0	0-0	1	0	0	0
at #15 BYU	3	0-0	0-0	0	0	0	0
vs. Army	9	0-0	0-0	0	0	0	0
vs. LA Tech	7	0.5-2	1.5-4	0	1	0	0
at FAU	3	0-0	0.5-0	0	0	0	0
vs. UTEP	7	0-0	0.5-1	0	0	0	1
at Southern Miss	9	1.0-12	1.0-12	1	0	0	0
vs. North Texas	4	0-0	0-0	0	1	0	0
vs. #16 Louisiana			DNP				
Totals	72	4.0-26	7.5-42	2	2	0	3



38

TYLER MAHNKE

INSIDE LINEBACKER

6-3 • 235 • Senior - 3L
San Jose, Calif.

CAREER STATISTICS										
Year	Pos.	G-GS	Tackles	Sacks-Yds.	TFL-Yds.	FF	FR	PBU	QBH	
2018	LB	12-0	6	0-0	0-0	0	0	0	0	0
2019	LB	12-0	5	0-0	0-0	0	0	0	0	0
2020	LB	10-3	34	0-0	2.0-3	1	0	2	0	0
Totals		34-3	45	0-0	1.0-2	1	0	2	0	0

2020 GAME-BY-GAME							
Opponent	Tackles	Sacks	TFL-Y	FC	PBU	Int.	QBH
at Texas State	7	0-0	0.5-1	0	0	0	0
vs. SFA		DNP					
vs. MT		DNP					
at UAB	1	0-0	0-0	0	0	0	0
at #15 BYU	1	0-0	0-0	0	1	0	0
vs. Army	3	0-0	0-0	0	0	0	0
vs. LA Tech	1	0-0	0-0	1	0	0	0
at FAU	4	0-0	0.5-1	0	1	0	0
vs. UTEP	2	0-0	0-0	0	0	0	0
at Southern Miss	2	0-0	0-0	0	0	0	0
vs. North Texas	5	0-0	1.0-1	0	0	0	0
vs. #16 Louisiana	8	0-0	0-0	0	0	0	0
Totals	34	0-0	2.0-3	1	2	0	0

2019 GAME-BY-GAME							
Opponent	Tackles	Sacks	TFL-Y	FC	PBU	Int.	QBH
vs. UIW	1	0-0	0-0	0	0	0	0
at Baylor	3	0-0	0-0	0	0	0	0
vs. Army	0	0-0	0-0	0	0	0	0
at UNT	0	0-0	0-0	0	0	0	0
at UTEP	0	0-0	0-0	0	0	0	0
vs. UAB	0	0-0	0-0	0	0	0	0
vs. Rice	0	0-0	0-0	0	0	0	0
at Texas A&M	0	0-0	0-0	0	0	0	0
at ODU	0	0-0	0-0	0	0	0	0
vs. USM	0	0-0	0-0	0	0	0	0
vs. FAU	0	0-0	0-0	0	0	0	0
at LA Tech	1	0-0	0-0	0	0	0	0
Totals	5	0-0	0-0	0	0	0	0

2018 GAME-BY-GAME							
Opponent	Tackles	Sacks	TFL-Y	FC	PBU	Int.	QBH
at Arizona State	0	0-0	0-0	0	0	0	0
vs. Baylor	0	0-0	0-0	0	0	0	0
at Kansas State	1	0-0	0-0	0	0	0	0
vs. Texas State	0	0-0	0-0	0	0	0	0
vs. UTEP	2	0-0	0-0	0	0	0	0
at Rice	1	0-0	0-0	0	0	0	0
vs. LA Tech	0	0-0	0-0	0	0	0	0
at Southern Miss	0	0-0	0-0	0	0	0	0
at UAB	0	0-0	0-0	0	0	0	0
vs. FIU	2	0-0	0-0	0	0	0	0
at Marshall	0	0-0	0-0	0	0	0	0
vs. North Texas	0	0-0	0-0	0	0	0	0
Totals	6	0-0	0-0	0	0	0	0



99

**BRANDON
MATTERSON**

DEFENSIVE LINE

**6-2 • 290 • Senior - 3L
San Antonio, Texas**

CAREER STATISTICS									
Year	Pos.	G-GS	Tackles	Sacks-Yds.	TFL-Yds.	FF	FR	PBU	QBH
2018	DT	10-0	10	0-0	1.5-5	0	0	0	0
2019	DT	9-0	13	0-0	2.0-6	1	1	0	0
2020	DL	10-10	30	2.0-19	4.5-23	0	0	0	4
Totals	29-10	53	2.0-19	8.0-34	1	1	0	4	4

2020 GAME-BY-GAME							
Opponent	Tackles	Sacks	TFL-Y	FC	PBU	Int.	QBH
at Texas State	1	0-0	0-0	0	0	0	0
vs. SFA	4	0-0	0.5-1	0	0	0	1
vs. MT	0	0-0	0-0	0	0	0	0
at UAB	3	0-0	0-0	0	0	0	0
at #15 BYU	4	0-0	1.0-2	0	0	0	0
vs. Army	4	0-0	0-0	0	0	0	0
vs. LA Tech	3	1.0-13	1.0-13	0	0	0	1
at FAU	5	1.0-6	2.0-7	0	0	0	1
vs. UTEP		DNP					
at Southern Miss		DNP					
vs. North Texas	2	0-0	0-0	0	0	0	1
vs. #16 Louisiana	4	0-0	0-0	0	0	0	0
Totals	30	2.0-19	4.5-23	0	0	0	4

2019 GAME-BY-GAME							
Opponent	Tackles	Sacks	TFL-Y	FC	PBU	Int.	QBH
vs. UIW	0	0-0	0-0	0	0	0	0
at Baylor	1	0-0	0-0	0	0	0	0
vs. Army	2	0-0	1-4	1	0	0	0
at UNT	3	0-0	0-0	0	0	0	0
at UTEP		DNP					
vs. UAB	2	0-0	1.0-2	0	0	0	0
vs. Rice		DNP					
at Texas A&M		DNP					
at ODU	2	0-0	0-0	0	0	0	0
vs. USM	2	0-0	0-0	0	0	0	0
vs. FAU	0	0-0	0-0	0	0	0	0
at LA Tech	1	0-0	0-0	0	0	0	0
Totals	12	0-0	2.0-6	1	0	0	0

2018 GAME-BY-GAME							
Opponent	Tackles	Sacks	TFL-Y	FC	PBU	Int.	QBH
at Arizona State	1	0-0	0-0	0	0	0	0
at Kansas State	0	0-0	0-0	0	0	0	0
vs. Texas State	0	0-0	0-0	0	0	0	0
vs. UTEP	0	0-0	0-0	0	0	0	0
vs. LA Tech	2	0-0	1.0-4	0	0	0	0
at Southern Miss	2	0-0	0-0	0	0	0	0
at UAB	0	0-0	0-0	0	0	0	0
vs. FIU	2	0-0	0.5-1	0	0	0	0
at Marshall	3	0-0	0-0	0	0	0	0
vs. North Texas	0	0-0	0-0	0	0	0	0
Totals	10	0-0	1.5-5	0	0	0	0



26

**COREY
MAYFIELD JR.**

CORNERBACK

**5-11 • 190 • Senior - 3L
Forney, Texas**

CAREER STATISTICS									
Year	Pos.	G-GS	Tackles	Sacks-Yds.	TFL-Yds.	FF	FR	PBU	QBH
2018	CB	10-2	10	0-0	0-0	0	0	0	0
2019	CB	11-8	19	0-0	1.0-2	0	0	4	0
2020	CB	12-12	37	1.0-9	3.0-11	1	0	6	1
Totals	42-22	66	1.0-9	4.0-13	1	0	10	1	1

2020 GAME-BY-GAME							
Opponent	Tackles	Sacks	TFL-Y	FC	PBU	Int.	QBH
at Texas State	4	0-0	1.0-1	0	0	1	0
vs. SFA	2	0-0	0-0	0	0	0	0
vs. MT	5	0-0	0-0	0	1	0	0
at UAB	2	0-0	0	0	0	1	0
at #15 BYU	6	0-0	0-0	1	1	0	0
vs. Army	2	1.0-9	1.0-9	0	1	0	0
vs. LA Tech	4	0-0	0-0	0	2	0	1
at FAU	4	0-0	1.0-1	0	1	0	0
vs. UTEP	3	0-0	0-0	0	0	0	0
at Southern Miss	2	0-0	0-0	0	0	0	0
vs. North Texas	1	0-0	0-0	0	0	0	0
vs. #16 Louisiana	2	0-0	0-0	0	0	0	0
Totals	37	0-0	3.0-11	1	5	2	1

2019 GAME-BY-GAME							
Opponent	Tackles	Sacks	TFL-Y	FC	PBU	Int.	QBH
vs. UIW	1	0-0	0-0	0	0	0	0
at Baylor	4	0-0	1.0-2	0	2	0	0
vs. Army	0	0-0	0-0	0	0	0	0
at UNT	2	0-0	0-0	0	0	0	0
at UTEP	3	0-0	0-0	0	1	0	0
vs. UAB	4	0-0	0-0	0	1	0	0
vs. Rice	0	0-0	0-0	0	0	0	0
at Texas A&M	2	0-0	0-0	0	0	0	0
at ODU	2	0-0	0-0	0	0	0	0
vs. USM	0	0-0	0-0	0	0	0	0
vs. FAU	1	0-0	0-0	0	0	0	0
at LA Tech		DNP					
Totals	19	0-0	1.0-2	0	4	0	0

2018 GAME-BY-GAME							
Opponent	Tackles	Sacks	TFL-Y	FC	PBU	Int.	QBH
at Kansas State	0	0-0	0-0	0	0	0	0
vs. Texas State	2	0-0	0-0	0	0	0	0
vs. UTEP	0	0-0	0-0	0	0	0	0
at Rice	0	0-0	0-0	0	0	0	0
vs. LA Tech	1	0-0	0-0	0	0	0	0
at Southern Miss	0	0-0	0-0	0	1	0	0
at UAB	1	0-0	0-0	0	0	0	0
vs. FIU	2	0-0	0-0	0	0	0	0
at Marshall	3	0-0	0-0	0	0	0	0
vs. North Texas	1	0-0	0-0	0	0	0	0
Totals	10	0-0	0-0	0	1	0	0



3

SINCERE McCORMICK

RUNNING BACK

5-9 • 205 • Junior - 2L
Converse, Texas

CAREER STATISTICS

Year	G-GS	Att.	Yds.	Avg.	TD	LG	Rec.	Yds.	Avg.	TD	LG
2019	12-11	177	983	5.6	8	54	24	194	8.1	1	44
2020	11-11	249	1,467	5.9	11	69	20	325	6.6	0	30
Totals	23-22	426	2,453	5.8	19	69	44	325	7.4	1	44

2019 GAME-BY-GAME

Opponent	Att.	Yds.	TD	Long	Rec.	Yds.	TD	Long
vs. UIW	12	74	0	47	5	18	0	8
at Baylor	12	87	2	54	0	0	0	0
vs. Army	5	28	1	11	3	26	0	10
at UNT	16	62	0	20	1	1	0	1
at UTEP	22	189	1	51	1	7	0	7
vs. UAB	16	34	1	12	1	15	0	15
vs. Rice	14	94	1	32	2	39	0	33
at TAMU	12	43	0	18	2	43	0	44
at ODU	23	137	2	46	3	11	0	6
vs. USM	16	44	0	13	1	14	0	14
vs. FAU	12	76	0	28	1	8	0	8
at LA Tech	17	119	0	51	4	12	1	6
Totals	177	983	8	54	24	194	1	44



33

LAMONTE McDOUGLE

DEFENSIVE LINE

6-0 • 290 • Junior - TR
Pompano Beach, Fla.

CAREER STATISTICS (2017 AT WVU, 2019 AT WSU)

Year	Pos.	G-GS	Tackles	Sacks-Yds.	TFL-Yds.	FF	FR	PBU	QBH
2017	DL	13-9	23	2.0-15	4.0-18	1	1	0	0
2019	DL	13-1	14	0-0	2.5-4	0	1	0	0
Totals		26-10	37	2.0-15	6.5-22	1	2	0	0



25

AVERY MORRIS

INSIDE LINEBACKER

6-2 • 225 • Sophomore - 1L
Humble, Texas

CAREER STATISTICS

Year	Pos.	G-GS	Tackles	Sacks-Yds.	TFL-Yds.	FF	FR	PBU	QBH
2020	LB	5-0	1	0-0	0-0	0	0	0	0
Totals		5-0	1	0-0	0-0	0	0	0	0

2020 GAME-BY-GAME

Opponent	Tackles	Sacks	TFL-Y	FC	PBU	Int.	QBH
at Texas State		DNP					
vs. SFA	1	0-0	0-0	0	0	0	0
vs. MT	0	0-0	0-0	0	0	0	0
at UAB		DNP					
at #15 BYU		DNP					
vs. Army		DNP					
vs. LA Tech		DNP					
at FAU		DNP					
vs. UTEP	0	0-0	0-0	0	0	0	0
at Southern Miss	0	0-0	0-0	0	0	0	0
vs. North Texas	0	0-0	0-0	0	0	0	0
#16 Louisiana		DNP					
Totals	1	0-0	0-0	0	0	0	0



10

LOWELL NARCISSE

QUARTERBACK

6-2 • 255 • Senior - 2L
Vacherie, La.

CAREER STATISTICS

Year	G-GS	Rush	Yds	TD	Comp.	Att.	Int.	Pct.	Yds.	TD	Long
2019	11-7	118	492	4	107	201	5	53.2	1,226	8	65
2020	4-1	32	126	0	35	56	0	62.5	417	3	34
Totals	16-8	150	618	4	142	257	5	55.3	1,643	11	65

2020 GAME-BY-GAME

Opponent	Comp.-Att.-Int.	Yds.	TD	Long	Rush	Yds.	TD	Long
at Texas State	DNP							
vs. SFA	0-0-0	0	0	0	6	24	0	7
vs. MT	DNP							
at UAB	2-5-0	33	0	23	7	42	0	25
at #15 BYU	17-20-0	229	2	34	9	13	0	14
vs. Army	16-31-0	155	1	24	10	47	0	20
vs. LA Tech	DNP							
at FAU	DNP							
vs. UTEP	DNP							
at S. Miss	DNP							
vs. UNT	DNP							
vs. #16 LA	DNP							
Totals	35-56-0	417	3	34	32	126	0	25

2019 GAME-BY-GAME

Opponent	Comp.-Att.-Int.	Yds.	TD	Long	Rush	Yds.	TD	Long
vs. UIW	0-0-0	0	0	0	2	8	0	4
at Baylor	2-6-0	9	0	6	3	12	0	5
vs. Army	0-1-0	0	0	0	2	7	1	5
at UNT	16-36-2	124	0	25	15	98	0	42
at UTEP	6-14-0	46	1	18	19	115	1	21
vs. UAB	8-19-0	94	0	35	17	89	1	25
vs. Rice	19-29-1	212	2	33	7	32	0	14
at Texas A&M	7-14-0	90	0	44	15	54	1	13
at ODU	18-23-0	240	1	65	12	29	0	8
vs. USM	21-40-1	325	2	75	18	31	0	13
vs. FAU	10-19-1	86	2	26	7	20	0	13
at LA Tech	DNP							
Totals	107-201-5	1,226	8	75	118	492	4	42



11

KELECHI NWACHUKU

SAFETY

6-0 • 210 • Junior - 2L
McAllen, Texas

CAREER STATISTICS

Year	Pos.	G-GS	Tackles	Sacks-Yds.	TFL-Yds.	FF	FR	PBU	QBH
2018	S	3-0	0	0-0	0-0	0	0	0	0
2019	S	12-6	36	0-0	1.0-4	0	0	3	0
2020	S	12-2	56	0-0	0-0	0	0	3	0
Totals		28-8	92	0-0	1.0-4	0	0	6	0

2020 GAME-BY-GAME							
Opponent	Tackles	Sacks	TFL-Y	FC	PBU	Int.	QBH
at Texas State	2	0-0	0-0	0	0	0	0
vs. SFA	4	0-0	0-0	0	0	0	0
vs. MT	4	0-0	0-0	0	2	0	0
at UAB	2	0-0	0-0	0	0	0	0
at #15 BYU	7	0-0	0-0	0	0	0	0
vs. Army	16	0-0	0-0	0	0	0	0
vs. LA Tech	6	0-0	0-0	0	0	0	0
at FAU	5	0-0	0-0	0	0	0	0
vs. UTEP	0	0-0	0-0	0	0	0	0
at Southern Miss	3	0-0	0-0	0	0	0	0
vs. North Texas	6	0-0	0-0	0	1	0	0
vs. #16 Louisiana	0	0-0	0-0	0	0	0	0
Totals	56	0-0	0-0	0	3	0	0

2019 GAME-BY-GAME							
Opponent	Tackles	Sacks	TFL-Y	FC	PBU	Int.	QBH
vs. UIW	1	0-0	0-0	0	0	0	0
at Baylor	2	0-0	0-0	0	0	0	0
vs. Army	1	0-0	0-0	0	0	0	0
at UNT	0	0-0	0-0	0	1	0	0
at UTEP	1	0-0	0-0	0	0	0	0
vs. UAB	2	0-0	0-0	0	2	0	0
vs. Rice	3	0-0	0-0	0	0	0	0
at Texas A&M	6	0-0	0-0	0	0	0	0
at ODU	3	0-0	0-0	0	0	0	0
vs. USM	2	0-0	0-0	0	0	0	0
vs. FAU	6	0-0	1.0-4	0	0	0	0
at LA Tech	9	0-0	0-0	0	0	0	0
Totals	36	0-0	1.0-4	0	3	0	0



11
TYKEE
OGLE-KELLOGG
 WIDE RECEIVER

6-5 • 200 • Junior - 21
Alcoa, Tenn.

CAREER STATISTICS											
Year	G-GS	Att.	Yds.	Avg.	TD	LG	Rec.	Yds.	Avg.	TD	LG
2018	11-6	0	0	0	0	0	14	179	12.8	3	36
2019	3-0	0	0	0	0	0	6	57	9.5	1	36
2020	6-0	0	0	0	0	0	11	169	15.4	1	54
Totals	20-6	0	0	0	0	0	31	405	13.1	5	54

2020 GAME-BY-GAME								
Opponent	Att.	Yds.	TD	Long	Rec.	Yds.	TD	Long
at Texas St.	DNP							
vs. SFA	DNP							
vs. MT	DNP							
at UAB	DNP							
at #15 BYU	DNP							
vs. Army	0	0	0	0	0	0	0	0
vs. LA Tech	0	0	0	0	4	96	0	54
at FAU	0	0	0	0	3	23	0	11
vs. UTEP	0	0	0	0	2	32	1	17
at S. Miss	0	0	0	0	0	0	0	0
vs. UNT	0	0	0	0	2	18	0	10
vs. #16 LA	DNP							
Totals	0	0	0	0	11	169	1	54

2019 GAME-BY-GAME								
Opponent	Att.	Yds.	TD	Long	Rec.	Yds.	TD	Long
vs. UIW	0	0	0	0	1	36	1	36
at Baylor	0	0	0	0	4	15	0	5
vs. Army	0	0	0	0	1	6	0	6
at UNT	DNP							
at UTEP	DNP							
vs. UAB	DNP							
vs. Rice	DNP							
at TAMU	DNP							
at ODU	DNP							
vs. USM	DNP							
vs. FAU	DNP							
at LA Tech	DNP							
Totals	0	0	0	0	6	56	1	36

2018 GAME-BY-GAME								
Opponent	Att.	Yds.	TD	Long	Rec.	Yds.	TD	Long
at Ariz. St.	0	0	0	0	2	18	0	9
vs. Baylor	0	0	0	0	2	18	0	11
at Kansas St.	0	0	0	0	3	38	0	24
vs. TXST	0	0	0	0	1	7	1	7
vs. UTEP	0	0	0	0	2	41	1	26
at Rice	0	0	0	0	0	0	0	0
vs. LA Tech	0	0	0	0	0	0	0	0
at USM	0	0	0	0	1	11	0	11
at UAB	0	0	0	0	0	0	0	0
vs. FIU	0	0	0	0	1	36	1	36
at Marshall	0	0	0	0	2	10	0	5
Totals	0	0	0	0	14	179	3	36



92
EVERETT
ORNSTEIN
 PLACE-KICKER

6-0 • 175 • Sophomore - 1L
Houston, Texas

CAREER STATISTICS						
Year	G	KO	YDS	AVG	TB	OB
2020	5	20	1,190	59.5	9	0
Totals	5	20	1,190	59.5	9	0



4
ANTONIO
PARKS
 SAFETY

5-8 • 190 • Senior - 2L
Reserve, La.

CAREER STATISTICS									
Year	Pos.	G-GS	Tackles	Sacks-Yds.	TFL-Yds.	FF	FR	PBU	QBH
2019	S	11-0	10	0-0	0-0	1	0	0	0
2020	S	12-10	50	0-0	4.0-9	1	1	2	2
Totals		23-10	60	0-0	4.0-9	2	1	2	2

2020 GAME-BY-GAME							
Opponent	Tackles	Sacks	TFL-Y	FC	PBU	Int.	QBH
at Texas State	3	0-0	0-0	0	0	0	0
vs. SFA	3	0-0	0-0	0	0	0	0
vs. MT	5	0-0	1.0-2	0	0	0	0
at UAB	5	0-0	1.0-2	0	0	0	1
at #15 BYU	7	0-0	1.0-2	0	0	0	0
vs. Army	2	0-0	1.0-3	0	1	0	0
vs. LA Tech	6	0-0	0-0	1	0	1	0
at FAU	2	0-0	0-0	0	0	0	0
vs. UTEP	2	0-0	0-0	0	0	0	0
at Southern Miss	3	0-0	0-0	0	0	0	0
vs. North Texas	4	0-0	0-0	0	1	0	0
#16 Louisiana	8	0-0	0-0	0	0	0	1
Totals	50	0-0	4.0-9	1	2	1	2

2019 GAME-BY-GAME							
Opponent	Tackles	Sacks	TFL-Y	FC	PBU	Int.	QBH
vs. UIW	DNP						
at Baylor	0	0-0	0-0	0	0	0	0
vs. Army	0	0-0	0-0	0	0	0	0
at UNT	0	0-0	0-0	0	0	0	0
at UTEP	0	0-0	0-0	0	0	0	0
vs. UAB	2	0-0	0-0	1	0	0	0
vs. Rice	2	0-0	0-0	0	0	0	0
at Texas A&M	0	0-0	0-0	0	0	0	0
at ODU	0	0-0	0-0	0	0	0	0
vs. USM	0	0-0	0-0	0	0	0	0
vs. FAU	0	0-0	0-0	0	0	0	0
at LA Tech	1	0-0	0-0	0	0	0	0
Totals	10	0-0	0-0	1	0	0	0



27

JARRETT PRESTON

SAFETY

6-0 • 190 • Junior - 21
Missouri City, Texas

CAREER STATISTICS

Year	Pos.	G-GS	Tackles	Sacks-Yds.	TFL-Yds.	FF	FR	PBU	QBH
2018	LB	4-0	0	0-0	0-0	0	0	0	0
2019	LB	12-0	7	0-0	0-0	0	0	0	0
2020	S	8-0	3	0-0	0-0	0	0	0	0
Totals		24-0	10	0-0	0-0	0	0	0	0

2020 GAME-BY-GAME

Opponent	Tackles	Sacks	TFL-Y	FC	PBU	Int.	QBH
at Texas State	2	0-0	0-0	0	0	0	0
vs. SFA	0	0-0	0-0	0	0	0	0
vs. MT	0	0-0	0-0	0	0	0	0
at UAB	0	0-0	0-0	0	0	0	0
at #15 BYU	0	0-0	0-0	0	0	0	0
vs. Army	0	0-0	0-0	0	0	0	0
vs. LA Tech	1	0-0	0-0	0	0	0	0
at FAU		DNP					
vs. UTEP		DNP					
at Southern Miss		DNP					
vs. North Texas		DNP					
vs. #16 Louisiana	0	0-0	0-0	0	0	0	0
Totals	3	0-0	0-0	0	0	0	0

2019 GAME-BY-GAME

Opponent	Tackles	Sacks	TFL-Y	FC	PBU	Int.	QBH
vs. UIW	0	0-0	0-0	0	0	0	0
at Baylor	1	0-0	0-0	0	0	0	0
vs. Army	0	0-0	0-0	0	0	0	0
at UNT	1	0-0	0-0	0	0	0	0
at UTEP	1	0-0	0-0	0	0	0	0
vs. UAB	0	0-0	0-0	0	0	0	0
vs. Rice	0	0-0	0-0	0	0	0	0
at Texas A&M	1	0-0	0-0	0	0	0	0
at ODU	0	0-0	0-0	0	0	0	0
vs. USM	0	0-0	0-0	0	0	0	0
vs. FAU	1	0-0	0-0	0	0	0	0
at LA Tech	0	0-0	0-0	0	0	0	0
Totals	7	0-0	0-0	0	0	0	0



17

DRU PROX

INSIDE LINEBACKER

6-2 • 225 • Senior - TR
Kaufman, Texas

CAREER STATISTICS (2017-20 AT KANSAS)

Year	Pos.	G-GS	Tackles	Sacks-Yds.	TFL-Yds.	FF	FR	PBU	QBH
2017	LB	7-0	12	0-0	0.5-1	0	0	0	0
2018	LB	12-0	4	0-0	0-0	0	0	0	0
2019	LB	4-4	39	2.0-22	2.5-22	1	0	1	0
2020	LB	3-3	23	0-0	3.5-17	0	0	0	0
Totals	26-7	78	2.0-22	6.5-40	1	0	1	0	0



21

KEN ROBINSON

CORNERBACK

5-11 • 175 • Sophomore - 11
Grand Prairie, Texas

CAREER STATISTICS

Year	Pos.	G-GS	Tackles	Sacks-Yds.	TFL-Yds.	FF	FR	PBU	QBH
2019	CB	4-0	1	0-0	0-0	0	0	0	0
2020	CB	9-5	28	0-0	1.0-2	1	0	3	0
Totals	13-5	29	0-0	1.0-2	1	0	3	0	0

2020 GAME-BY-GAME

Opponent	Tackles	Sacks	TFL-Y	FC	PBU	Int.	QBH
at Texas State		DNP					
vs. SFA		DNP					
vs. MT		DNP					
at UAB	0	0-0	0-0	0	0	0	0
at #15 BYU	3	0-0	0-0	0	0	0	0
vs. Army	10	0-0	0-0	1	0	0	0
vs. LA Tech	2	0-0	1.0-2	0	0	0	0
at FAU	2	0-0	0-0	0	0	0	0
vs. UTEP	5	0-0	0-0	0	1	0	0
at Southern Miss	4	0-0	0-0	0	0	0	0
vs. North Texas	1	0-0	0-0	0	1	0	0
vs. #16 Louisiana	1	0-0	0-0	0	1	0	0
Totals	28	0-0	1.0-2	1	3	0	0

2019 GAME-BY-GAME

Opponent	Tackles	Sacks	TFL-Y	FC	PBU	Int.	QBH
vs. UIW	0	0-0	0-0	0	0	0	0
at Baylor	1	0-0	0-0	0	0	0	0
vs. Army		DNP					
at UNT	0	0-0	0-0	0	0	0	0
at UTEP		DNP					
vs. UAB		DNP					
vs. Rice		DNP					
at Texas A&M		DNP					
at ODU		DNP					
vs. USM		DNP					
vs. FAU		DNP					
at LA Tech	0	0-0	0-0	0	0	0	0
Totals	1	0-0	0-0	0	0	0	0



13

JAMAL SAM

SAFETY

5-9 • 185 • Sophomore - 11
New Orleans, La.

CAREER STATISTICS

Year	Pos.	G-GS	Tackles	Sacks-Yds.	TFL-Yds.	FF	FR	PBU	QBH
2019	S	12-2	24	0-0	0.5-1	2	0	0	0
Totals	12-2	24	0-0	0.5-1	2	0	0	0	0

2019 GAME-BY-GAME

Opponent	Tackles	Sacks	TFL-Y	FC	PBU	Int.	QBH
vs. UIW	0	0-0	0-0	0	0	0	0
at Baylor	5	0-0	0-0	1	0	0	0
vs. Army	1	0-0	0-0	0	0	0	0
at UNT	1	0-0	0-0	0	0	0	0
at UTEP	1	0-0	0-0	0	0	0	0
vs. UAB	0	0-0	0-0	0	0	0	0
vs. Rice	2	0-0	0-0	0	0	0	0
at Texas A&M	1	0-0	0-0	0	0	0	0
at ODU	0	0-0	0-0	0	0	0	0
vs. USM	5	0-0	0-0	1	0	0	0
vs. FAU	5	0-0	0.5-1	0	0	0	0
at LA Tech	3	0-0	0-0	0	0	0	0
Totals	24	0-0	0.5-1	2	0	0	0



87

GAVIN SHARP

TIGHT END

6-5 • 235 • Senior - 3L
Leander, Texas

CAREER STATISTICS

Year	G-GS	Att.	Yds.	Avg.	TD	LG	Rec.	Yds.	Avg.	TD	LG
2018	12-8	0	0	0	0	0	16	114	7.1	0	36
2019	11-4	0	0	0	0	0	11	74	6.7	1	15
2020	9-2	0	0	0	0	0	6	67	11.2	0	21
Totals	32-14	0	0	0	0	0	33	255	7.7	1	36

2020 GAME-BY-GAME

Opponent	Att.	Yds.	TD	Long	Rec.	Yds.	TD	Long
at Texas St.	0	0	0	0	1	2	0	2
vs. SFA	0	0	0	0	1	8	0	8
vs. MT	0	0	0	0	1	17	0	17
at UAB	0	0	0	0	0	0	0	0
at #15 BYU	0	0	0	0	1	21	0	21
vs. Army								DNP
vs. LA Tech	0	0	0	0	2	19	0	10
at FAU	0	0	0	0	0	0	0	0
vs. UTEP								DNP
at S. Miss								DNP
vs. UNT	0	0	0	0	0	0	0	0
vs. #16 LA	0	0	0	0	0	0	0	0
Totals	0	0	0	0	6	67	0	21

2019 GAME-BY-GAME

	Att.	Yds.	TD	Long	Rec.	Yds.	TD	Long
vs. UIW	0	0	0	0	3	18	1	10
at Baylor	0	0	0	0	0	0	0	0
vs. Army	0	0	0	0	3	23	0	12
at UNT	0	0	0	0	0	0	0	0
at UTEP	0	0	0	0	0	0	0	0
vs. UAB	0	0	0	0	0	0	0	0
vs. Rice	0	0	0	0	1	9	0	9
at TAMU	0	0	0	0	2	20	0	15
at ODU								DNP
vs. USM	0	0	0	0	1	0	0	0
vs. FAU	0	0	0	0	0	0	0	0
at LA Tech	0	0	0	0	1	4	0	4
Totals	0	0	0	0	11	74	1	15

2018 GAME-BY-GAME									
Opponent	Att.	Yds.	TD	Long	Rec.	Yds.	TD	Long	
at Ariz. St.	0	0	0	0	1	4	0	4	
vs. Baylor	0	0	0	0	1	5	0	5	
at Kansas St.	0	0	0	0	0	0	0	0	
vs. TXST	0	0	0	0	5	26	0	10	
vs. UTEP	0	0	0	0	1	4	0	4	
at Rice	0	0	0	0	1	0	0	0	
vs. LA Tech	0	0	0	0	1	0	0	0	
at USM	0	0	0	0	1	9	0	9	
at UAB	0	0	0	0	2	42	0	36	
vs. FIU	0	0	0	0	2	26	0	18	
at Marshall	0	0	0	0	1	-2	0	0	
vs. UNT	0	0	0	0	0	0	0	0	
Totals	0	0	0	0	16	114	0	36	



22

RYAN SHOCKENCY

SAFETY

6-0 • 185 • Junior - 1L
Rosenberg, Texas

CAREER STATISTICS

Year	Pos.	G-GS	Tackles	Sacks-Yds.	TFL-Yds.	FF	FR	PBU	QBH
2020	S	9-0	3	0-0	0-0	0	0	0	0
Totals		9-0	3	0-0	0-0	0	0	0	0

2020 GAME-BY-GAME

Opponent	Tackles	Sacks	TFL-Y	FC	PBU	Int.	QBH
at Texas State							DNP
vs. SFA							DNP
vs. MT	0	0-0	0-0	0	0	0	0
at UAB	0	0-0	0-0	0	0	0	0
at #15 BYU	1	0-0	0-0	0	0	0	0
vs. Army	0	0-0	0-0	0	0	0	0
vs. LA Tech	0	0-0	0-0	0	0	0	0
at FAU							DNP
vs. UTEP	0	0-0	0-0	0	0	0	0
at Southern Miss	1	0-0	0-0	0	0	0	0
vs. North Texas	0	0-0	0-0	0	0	0	0
vs. #16 Louisiana	1	0-0	0-0	0	0	0	0
Totals	3	0-0	0-0	0	0	0	0



17

ASYRUS SIMON

DEFENSIVE LINE

6-4 • 265 • Sophomore - 1L
Humble, Texas

Year	Pos.	G-GS	Tackles	Sacks-Yds.	TFL-Yds.	FF	FR	PBU	QBH
2020	DL	2-0	3	0-0	0-0	0	0	0	0
Totals		2-0	3	0-0	0-0	0	0	0	0

Opponent	Tackles	Sacks	TFL-Y	FC	PBU	Int.	QBH
at Texas State							DNP
vs. SFA							DNP
vs. MT							DNP
at UAB							DNP
at #15 BYU	2	0-0	0-0	0	0	0	0
vs. Army	1	0-0	0-0	0	0	0	0
vs. LA Tech							DNP
at FAU							DNP
vs. UTEP							DNP
at Southern Miss							DNP
vs. North Texas							DNP
vs. #16 Louisiana							DNP
Totals	3	0-0	0-0	0	0	0	0



23

XAVIER SPENCER

CORNERBACK

6-1 • 185 • Sophomore - 1L
Converse, Texas

CAREER STATISTICS

Year	Pos.	G-GS	Tackles	Sacks-Yds.	TFL-Yds.	FF	FR	PBU	QBH
2020	CB	10-0	7	0-0	0-0	0	0	0	0
Totals		10-0	7	0-0	0-0	0	0	0	0

2020 GAME-BY-GAME

Opponent	Tackles	Sacks	TFL-Y	FC	PBU	Int.	QBH
at Texas State	1	0-0	0-0	0	0	0	0
vs. SFA	1	0-0	0-0	0	0	0	0
vs. MT	2	0-0	0-0	0	0	0	0
at UAB	1	0-0	0-0	0	0	0	0
at #15 BYU	0	0-0	0-0	0	0	0	0
vs. Army	0	0-0	0-0	0	0	0	0
vs. LA Tech	2	0-0	0-0	0	0	0	0
at FAU							DNP
vs. UTEP							DNP
at Southern Miss	0	0-0	0-0	0	0	0	0
vs. North Texas	0	0-0	0-0	0	0	0	0
vs. #16 Louisiana	0	0-0	0-0	0	0	0	0
Totals	7	0-0	0-0	0	0	0	0



7

DADRRIAN TAYLOR

OUTSIDE LINEBACKER

5-11 • 175 • Senior - 3L
Shiner, Texas

CAREER STATISTICS

Year	Pos.	G-GS	Tackles	Sacks-Yds.	TFL-Yds.	FF	FR	PBU	QBH
2018	S	12-0	12	0-0	0-0	0	0	2	0
2019	S	10-2	9	0-0	0-0	0	0	0	0
2020	OLB	10-4	17	0-0	3.0-3	0	1	2	1
Totals		20-6	38	0-0	3.0-3	0	0	4	1

2020 GAME-BY-GAME

Opponent	Tackles	Sacks	TFL-Y	FC	PBU	Int.	QBH
at Texas State	1	0-0	0-0	0	0	0	0
vs. SFA	1	0-0	0-0	0	0	0	0
vs. MT	DNP						
at UAB	3	0-0	1.0-1	0	1	0	0
at #15 BYU	1	0-0	0-0	0	0	0	1
vs. Army	0	0-0	0-0	0	0	0	0
vs. LA Tech	4	0-0	0-0	0	1	0	0
at FAU	2	0-0	0-0	0	0	0	0
vs. UTEP	2	0-0	0-0	0	0	0	0
at Southern Miss	3	0-0	2.0-2	0	0	0	0
vs. North Texas	DNP						
vs. #16 Louisiana	0	0-0	0-0	0	0	0	0
Totals	17	0-0	3.0-3	0	2	0	1

2019 GAME-BY-GAME

Opponent	Tackles	Sacks	TFL-Y	FC	PBU	Int.	QBH
vs. UIW	4	0-0	0-0	0	0	0	0
at Baylor	0	1.0-2	0-0	0	0	0	0
vs. Army	DNP						
at UNT	0	0-0	0-0	0	0	0	0
at UTEP	1	0-0	0-0	0	0	0	0
vs. UAB	0	0-0	0-0	0	0	0	0
vs. Rice	0	0-0	0-0	0	0	0	0
at Texas A&M	2	0-0	0-0	0	0	1	0
at ODU	0	0-0	0-0	0	0	0	0
vs. USM	2	0-0	0-0	0	0	0	0
vs. FAU	0	0-0	0-0	0	0	0	0
at LA Tech	DNP						
Totals	9	0-0	0-0	0	0	1	0

2018 GAME-BY-GAME

Opponent	Tackles	Sacks	TFL-Y	FC	PBU	Int.	QBH
at Arizona State	0	0-0	0-0	0	0	0	0
vs. Baylor	0	0-0	0-0	0	0	0	0
at Kansas State	0	0-0	0-0	0	0	0	0
vs. Texas State	0	0-0	0-0	0	0	0	0
vs. UTEP	1	0-0	0-0	0	0	0	0
at Rice	0	0-0	0-0	0	0	0	0
vs. LA Tech	1	0-0	0-0	0	0	0	0
at Southern Miss	2	0-0	0-0	0	1	0	0
at UAB	2	0-0	0-0	0	0	0	0
vs. FIU	3	0-0	0-0	0	1	0	0
at Marshall	1	0-0	0-0	0	1	0	0
vs. North Texas	2	0-0	0-0	0	0	0	0
Totals	12	0-0	0-0	0	2	0	0



12

DONYAI TAYLOR

OUTSIDE LINEBACKER

6-1 • 205 • Sophomore - 1L
Shiner, Texas

CAREER STATISTICS

Year	Pos.	G-GS	Tackles	Sacks-Yds.	TFL-Yds.	FF	FR	PBU	QBH
2020	S	12-0	10	0-0	0-0	0	0	0	0
Totals		12-0	10	0-0	0-0	0	0	0	0

2020 GAME-BY-GAME

Opponent	Tackles	Sacks	TFL-Y	FC	PBU	Int.	QBH
at Texas State	1	0-0	0-0	0	0	0	0
vs. SFA	0	0-0	0-0	0	0	0	0
vs. MT	1	0-0	0-0	0	0	1	0
at UAB	0	0-0	0-0	0	0	0	0
at #15 BYU	0	0-0	0-0	0	0	0	0
vs. Army	1	0-0	0-0	0	0	0	0
vs. LA Tech	1	0-0	0-0	0	0	0	0
at FAU	0	0-0	0-0	0	0	0	0
vs. UTEP	2	0-0	0-0	0	0	0	0
at Southern Miss	1	0-0	0-0	0	0	0	0
vs. North Texas	2	0-0	0-0	0	0	0	0
vs. #16 Louisiana	1	0-0	0-0	0	0	0	0
Totals	10	0-0	0-0	0	0	1	0



1

LEROY WATSON

TIGHT END

6-5 • 275 • Senior - 2L
Snellville, Ga.

CAREER STATISTICS

Year	G-GS	Att.	Yds.	Avg.	TD	LG	Rec.	Yds.	Avg.	TD	LG
2019	12-10	0	0	0	0	0	4	56	14.0	1	37
2020	12-11	0	0	0	0	0	14	176	12.6	0	26
Totals	23-20	0	0	0	0	0	18	232	12.9	1	37

2020 GAME-BY-GAME

Opponent	Att.	Yds.	TD	Long	Rec.	Yds.	TD	Long
at Texas St.	0	0	0	0	0	0	0	0
vs. SFA	0	0	0	0	1	19	0	19
vs. MT	0	0	0	0	2	23	0	15
at UAB	0	0	0	0	1	-1	0	0
at #15 BYU	0	0	0	0	3	49	0	24
vs. Army	0	0	0	0	0	0	0	0
vs. LA Tech	0	0	0	0	0	0	0	0
at FAU	DNP							
vs. UTEP	0	0	0	0	4	46	0	26
at S. Miss	0	0	0	0	0	0	0	0
vs. UNT	0	0	0	0	1	3	0	3
vs. #16 LA	0	0	0	0	2	37	0	23
Totals	0	0	0	0	14	176	0	26

2019 GAME-BY-GAME

Opponent	Att.	Yds.	TD	Long	Rec.	Yds.	TD	Long
vs. UIW	0	0	0	0	1	12	0	12
at Baylor	0	0	0	0	0	0	0	0
vs. Army	0	0	0	0	1	37	0	37
at UNT	0	0	0	0	0	0	0	0
at UTEP	0	0	0	0	0	0	0	0
vs. UAB	0	0	0	0	0	0	0	0
vs. Rice	0	0	0	0	0	0	0	0
at TAMU	0	0	0	0	0	0	0	0
at ODU	0	0	0	0	0	0	0	0
vs. USM	0	0	0	0	1	5	0	5
vs. FAU	0	0	0	0	1	2	1	2
at LA Tech	0	0	0	0	0	0	0	0
Totals	0	0	0	0	4	56	1	37



19

JULON WILLIAMS

WIDE RECEIVER

5-9 • 190 • Junior - 1L
Converse, Texas

CAREER STATISTICS

Year	G-GS	Att.	Yds.	Avg.	TD	LG	Rec.	Yds.	Avg.	TD	LG
2020	9-0	0	0	0	0	0	5	22	4.4	0	11
Totals	9-0	0	0	0	0	0	5	22	4.4	0	11

2020 GAME-BY-GAME

Opponent	Att.	Yds.	TD	Long	Rec.	Yds.	TD	Long
at Texas St.	0	0	0	0	0	0	0	0
vs. SFA	0	0	0	0	0	0	0	0
vs. MT	0	0	0	0	1	1	0	1
at UAB	DNP							
at #15 BYU	0	0	0	0	1	-1	0	0
vs. Army	DNP							
vs. LA Tech	0	0	0	0	1	10	0	10
at FAU	0	0	0	0	0	0	0	0
vs. UTEP	0	0	0	0	1	11	0	11
at S. Miss	DNP							
vs. UNT	0	0	0	0	1	1	0	1
vs. #16 LA	0	0	0	0	0	0	0	0
Totals	0	0	0	0	5	22	0	11



2

CHARLES WILEY

OUTSIDE LINEBACKER

6-3 • 255 • Senior - 1L
Strockbridge, Ga.

CAREER STATISTICS (2017-19 AT OLE MISS)

Year	Pos.	G-GS	Tackles	Sacks-Yds.	TFL-Yds.	FF	FR	PBU	QBH
2017	LB	9-0	6	0-0	1.0-2	0	0	0	0
2018	LB	12-3	24	2.5-10	6.0-19	0	0	0	0
2019	LB	12-0	27	3.0-21	5.0-25	0	0	0	0
2020	LB	12-11	43	2.0-19	10.0-46	0	1	1	4
Totals		35-14	100	7.5-50	22.0-114	0	1	1	4

2020 GAME-BY-GAME

Opponent	Tackles	Sacks	TFL-Y	FC	PBU	Int.	QBH
at Texas State	3	1.0-9	2.5-11	0	0	0	1
vs. SFA	1	0-0	1.0-3	0	0	0	0
vs. MT	5	0-0	0-0	0	0	0	1
at UAB	0	0-0	0-0	0	0	0	0
at #15 BYU	6	0-0	1.0-5	0	0	0	1
vs. Army	6	0-0	0-0	0	0	0	0
vs. LA Tech	3	0-0	0-0	0	0	0	0
at FAU	8	0-0	3.5-16	0	0	0	0
vs. UTEP	1	0-0	0-0	0	0	0	0
at Southern Miss	1	0-0	0-0	0	1	0	0
vs. North Texas	5	1.0-10	1.0-10	0	0	0	1
vs. #16 Louisiana	4	0-0	1.0-1	0	0	0	0
Totals	43	2.0-19	10.0-46	0	1	0	4



0

RASHAD WISDOM

SAFETY

5-9 • 205 • Junior - 2L
Converse, Texas

CAREER STATISTICS

Year	Pos.	G-GS	Tackles	Sacks-Yds.	TFL-Yds.	FF	FR	PBU	QBH
2019	S	12-12	44	2.0-8	5.5-33	1	1	1	1
2020	S	12-10	95	0-0	2.5-5	2	0	1	0
Totals		24-22	141	2.0-8	8.0-38	3	1	2	1

2020 GAME-BY-GAME

Opponent	Tackles	Sacks	TFL-Y	FC	PBU	Int.	QBH
at Texas State	10	0-0	1.5-3	0	0	1	0
vs. SFA	9	0-0	0-0	0	0	0	0
vs. MT	9	0-0	0-0	0	0	0	0
at UAB	5	0-0	0-0	0	0	1	0
at #15 BYU	3	0-0	0-0	0	0	0	0
vs. Army	4	0-0	0-0	0	0	0	0
vs. LA Tech	10	0-0	0-0	0	1	0	0
at FAU	13	0-0	1.0-2	0	0	0	0
vs. UTEP	9	0-0	0-0	2	0	0	0
at Southern Miss	7	0-0	0-0	0	0	1	0
vs. North Texas	3	0-0	0-0	0	0	1	0
vs. #16 Louisiana	13	0-0	0-0	0	0	0	0
Totals	95	0-0	2.5-5	2	1	4	0

2019 GAME-BY-GAME

Opponent	Tackles	Sacks	TFL-Y	FC	PBU	Int.	QBH
vs. UIW	2	0-0	1.0-4	0	0	0	0
at Baylor	3	1.0-2	1.0-2	0	0	0	1
vs. Army	6	1.0-6	1.0-6	0	0	0	0
at UNT	4	0-0	1.0-16	0	0	0	0
at UTEP	4	0-0	0-0	0	1	0	0
vs. UAB	4	0-0	0-0	0	0	0	0
vs. Rice	3	0-0	0.5-4	0	0	1	0
at Texas A&M	1	0-0	0-0	0	0	0	0
at ODU	2	0-0	0-0	0	0	0	0
vs. USM	2	0-0	0-0	0	0	0	0
vs. FAU	10	0-0	1.0-1	1	0	0	0
at LA Tech	3	0-0	0-0	0	0	0	0
Totals	44	2.0-8	5.5-33	1	1	1	1



3

TARIQ WOOLEN

CORNERBACK

6-4 • 205 • Senior - 3L
Fort Worth, Texas

CAREER OFFENSIVE STATISTICS

Year	G-GS	Att.	Yds.	Avg.	TD	LG	Rec.	Yds.	Avg.	TD	LG
2018	12-3	0	0	0	0	0	15	158	10.5	1	33
2019	9-3	0	0	0	0	0	9	105	11.7	0	25
2020	10-6	0	0	0	0	0	0	0	0	0	0
Totals	31-12	0	0	0	0	0	24	263	11.0	1	33

CAREER DEFENSIVE STATISTICS

Year	Pos.	G-GS	Tackles	Sacks-Yds.	TFL-Yds.	FF	FR	PBU	QBH
2018	WR	12-3	0	0-0	0-0	0	0	0	0
2019	WR/CB	9-3	2	0-0	0-0	0	0	0	0
2020	CB	11-7	35	1.5-11	2.5-12	0	0	4	2
Totals		32-13	37	1.5-11	2.5-12	0	0	4	2

2020 GAME-BY-GAME

Opponent	Tackles	Sacks	TFL-Y	FC	PBU	Int.	QBH
at Texas State	5	1.0-10	1.0-10	0	0	0	1
vs. SFA	5	0.5-1	0.5-1	0	4	0	0
vs. MT	5	0-0	0-0	0	0	1	0
at UAB	0	0-0	0-0	0	0	0	0
at #15 BYU	4	0-0	0-0	0	0	0	0
vs. Army	DNP						
vs. LA Tech	1	0-0	0-0	0	0	0	0
at FAU	1	0-0	0-0	0	0	0	0
vs. UTEP	0	0-0	0-0	0	0	0	0
at Southern Miss	3	0-0	1.0-1	0	0	0	0
vs. North Texas	5	0-0	0-0	0	0	0	1
vs. #16 Louisiana	6	0-0	0-0	0	0	0	0
Totals	35	1.5-11	2.5-12	0	4	1	2

2019 GAME-BY-GAME

	Att.	Yds.	TD	Long	Rec.	Yds.	TD	Long
vs. UIW	0	0	0	0	1	10	0	10
at Baylor	0	0	0	0	1	7	0	7
vs. Army	0	0	0	0	0	0	0	0
at UNT	0	0	0	0	1	25	0	25
at UTEP	0	0	0	0	2	16	0	8
vs. UAB	0	0	0	0	2	14	0	9
vs. Rice	0	0	0	0	2	33	0	19
at TAMU	DNP							
at ODU	DNP							
vs. USM	DNP							
vs. FAU	0	0	0	0	0	0	0	0
at LA Tech	0	0	0	0	0	0	0	0
Totals	0	0	0	0	9	105	0	25

2019 GAME-BY-GAME

Opponent	Tackles	Sacks	TFL-Y	FC	PBU	Int.	QBH
vs. UIW	0	0-0	0-0	0	0	0	0
at Baylor	0	0-0	0-0	0	0	0	0
vs. Army	0	0-0	0-0	0	0	0	0
at UNT	0	0-0	0-0	0	0	0	0
at UTEP	0	0-0	0-0	0	0	0	0
vs. UAB	0	0-0	0-0	0	0	0	0
vs. Rice	0	0-0	0-0	0	0	0	0
at Texas A&M	DNP						
at ODU	DNP						
vs. USM	DNP						
vs. FAU	0	0-0	0-0	0	0	0	0
at LA Tech	2	0-0	0-0	0	0	0	0
Totals	2	0-0	0-0	0	0	0	0

2018 GAME-BY-GAME

Opponent	Att.	Yds.	TD	Long	Rec.	Yds.	TD	Long
at Ariz. St.	0	0	0	0	3	51	0	33
vs. Baylor	0	0	0	0	1	7	0	7
at Kansas St.	0	0	0	0	1	6	0	6
vs. TXST	0	0	0	0	2	8	0	4
vs. UTEP	0	0	0	0	0	0	0	0
at Rice	0	0	0	0	1	23	0	23
vs. LA Tech	0	0	0	0	2	20	0	15
at USM	0	0	0	0	0	0	0	0
at UAB	0	0	0	0	0	0	0	0
vs. FIU	0	0	0	0	2	10	0	7
at Marshall	0	0	0	0	0	0	0	0
vs. UNT	0	0	0	0	3	33	1	15
Totals	0	0	0	0	15	158	1	33