



# OLD DOMINION

## 2021-22 WOMEN'S BASKETBALL

3 NATIONAL CHAMPIONSHIPS /// 1,100+ PROGRAM WINS /// 25 NCAA APPEARANCES

### 2021-22 SCHEDULE/RESULTS

N9	vs. SOUTH CAROLINA ST.	W, 80-52
N14	vs. AUBURN	W, 57-44
N18	vs. GEORGE WASHINGTON	L, 47-45
N21	at VCU	L, 71-48
N26	Saint Joseph's !	W, 67-50
N27	Texas Tech !	W, 59-45
N28	Stetson !	W, 61-51
D5	at William & Mary	W, 68-55
D8	vs. BOWIE STATE	W, 70-29
D12	vs. NORFOLK STATE	W, 76-47
D18	at Appalachian State	W, 85-49
D22	at Temple	W, 71-68
J13	at UTSA *	W, 57-46
J15	at UTEP *	L, 53-48
J17	vs. FLORIDA ATLANTIC *	W, 61-48
J20	vs. RICE *	W, 69-59
J22	vs. NORTH TEXAS *	W, 67-57
J26	vs. CHARLOTTE *	L, 64-61
J29	at Charlotte *	W, 54-45
F3	at Marshall *	W, 62-47
F5	at WKU *	L, 71-57
F7	vs. FIU *	W, 73-61
F10	vs. MIDDLE TENNESSEE *	W, 58-56
F13	at UAB *	W, 81-75
F17	vs. MARSHALL *	L, 64-48
F19	vs. WKU *	W, 75-55
F24	at Florida Atlantic *	W, 70-55
F26	at FIU *	W, 81-69
M2	vs. LA Tech *	L, 65-62
M5	at Middle Tennessee *	L, 62-44
M9	vs. No. 7W UTSA ^	12:30 p.m.

All times Eastern & subject to change

Home games in ALL CAPS

! - Van Chancellor Classic (Katy, Texas)

\* - Denotes C-USA Contest

^ - Conference USA Tournament (Frisco, Texas)

### ODU Athletic Communications

Women's Basketball Contact: Matt Wurzbarger

Email: mwurzbur@odu.edu

Phone: 540-392-2711 (C) | 757-683-3395 (O)

## ODUSPORTS.COM



@ODUSports  
@ODU\_WBB  
@DelishaMJones



@odusports  
@oduwbasketball  
@delishamiltonjones



@ODUSports  
@ODUWBB

NO. 3E OLD DOMINION (22-8, 12-6 C-USA) vs. NO. 7W UTSA (7-22, 3-14 C-USA)  
GAME 31 // MARCH 9 // 12:30 PM ET // FORD CENTER AT THE STAR (FRISCO, TEXAS)



### NO. 3E OLD DOMINION MONARCHS

Head Coach: DeLisha Milton-Jones

Record at ODU: 35-19 (2nd season)

Career Record: 67-51 (4th season)

2020-21 Record: 13-11 (7-9 C-USA)

Last Game: L, 62-44 vs. Middle Tennessee

Ranking: N/A

VS.



### NO. 7W UTSA ROADRUNNERS

Head Coach: Karen Aston

Record at UTSA: 7-22 (1st season)

Career Record: 292-168 (14th season)

2020-21 Record: 2-18 (0-14 C-USA)

Last Game: W, 58-57 (OT) vs. UTEP

Ranking: N/A

### SERIES HISTORY

All-Time: ODU leads UTSA, 7-4

First Meeting: W, 68-57 (2/22/14) at UTSA

Last Meeting: W, 57-46 (1/13/22) at UTSA

Streak: W4

### BROADCAST INFORMATION

Stream: ESPN+

Radio: ESPN Radio 94.1 FM

PXP: Matthew Hatfield

Color: Susan Montgomery

### THE STARTING FIVE

- Iggy Allen and Ajah Wayne received First Team All-Conference USA honors on Monday, marking the first time ODU landed multiple players on the All-C-USA First Team. Additionally, the Monarchs had not claimed multiple first team honorees since 2004, when Monique Coker and Max Nhassengo were named First Team All-CAA. For Allen, it was the second straight year with first team all-conference honors. Wayne placed on the first team for the first time in her career.

- The Monarchs return to Frisco a year removed from what was almost a fantastic Cinderella tale. Seeded sixth in the East, a shorthanded ODU won three games in three days, including a pair of overtime contests, to reach the semifinals. Once in the semis, the Monarchs gave top-seeded Rice all it could ask for in an eventual 62-60 defeat. Along the way, Old Dominion knocked out third-seeded North Texas and second-seeded Charlotte in the third of three overtime games with the 49ers that season.

- Old Dominion is playing in its 100th conference tournament game on Wednesday. The Monarchs are a combined 83-16 all-time in conference tournament contests. ODU has won 22 conference tournament titles in its history, including 17 straight in the CAA between 1992 and 2008. The Monarchs' run of dominance in the CAA Tournament included a 50-game win streak.

- On Feb. 14, head coach DeLisha Milton-Jones was announced as a member of the Women's Basketball Hall of Fame Class of 2022. Milton-Jones boasts an accolade-filled career in the game. She received the Wade Trophy in 1997 as the best player in college basketball and won two Olympic gold medals and two WNBA titles. She is the seventh individual with ODU ties to reach the hall and is just the 13th active DI head coach in the WBHOF.

- The Monarchs are one of the tightest defensive units in the country this year. ODU entered Monday ranked 23rd nationally and first in C-USA in scoring defense (55.3). ODU is turning teams over 20.23 times per game (17th in DI, 1st in C-USA) while averaging the 30th-most steals per game (10.3) in the country. Additionally, ODU is second in the conference with 4.0 blocks per game.

### PROJECTED STARTERS

#	Name	PPG	RPG	APG	MPG
#1	Mariah Adams	6.2	3.0	4.4	31.9
	Sr.   G   6-0				
#2	Iggy Allen	14.8	7.5	1.6	31.0
	Gr.   G   5-11				
#4	Aziah Hudson	5.4	1.0	0.5	18.3
	Sr.   G   5-6				
#12	Brianna Jackson	7.2	5.0	0.3	19.2
	Jr.   F   6-3				
#23	Amari Young	8.4	5.7	0.8	26.4
	Sr.   F   5-11				

## QUICK FACTS

### General Information

Location: Norfolk, Va. (23529)  
 Nickname: Monarchs  
 Founded: 1930 (as the Norfolk Division of The College of William & Mary)  
 Enrollement: 24,824  
 School Colors: Slate Blue (PMS 540)  
                     Silver (PMS 877)  
                     Light Blue (PMS 283)  
 Home Court: Chartway Arena (8,472)  
 Conference: Conference USA  
 President: Dr. Brian O. Hemphill (Saint Augustine's)  
 Athletic Director: Dr. Camden Wood Selig (Washington & Lee)  
 A.D. Office Phone: 757-683-3369  
 Sr. Woman Administrator: Carolyn Crutchfield  
 Faculty Representative: Stacie Raymer  
 Athletic Department Phone: 757-683-3375  
 Official Website: ODUSports.com  
 Ticket Office Phone: 757-683-4444  
 Ticket Office Website: ynottix.com

### Program History

First Year: 1969-70  
 All-Time: 1,119-478 (.701)  
 NCAA Appearances: 25 (Last, 2008)  
 NCAA Record: 34-24  
 WNIT Appearances: 8 (Last, 2019)  
 WNIT Record: 7-8

### 2021-22 Coaching & Support Staff

Head Coach: DeLisha Milton-Jones  
 Record at ODU: 35-19  
 Overall Record: 67-51  
 Assistant Coach: Shammond Williams  
 Assistant Coach & Co-Recruiting Coordinator: Danielle Bell  
 Assistant Coach & Co-Recruiting Coordinator: Roland Jones Jr.  
 Director of Basketball Operations: Corey Green  
 Video Coordinator: Kyle Weakland  
 Athletic Trainer: Andilynn Beadles  
 Strength Coach: Ryan Hardie  
 Academic Advisor: Kristin Eden  
 Sport Administrator: Carolyn Crutchfield  
 Student Manager: Marcus Gear  
 Office Phone Number: 757-683-3401

### 2020-21 Season In Review

Overall Record: 13-11  
 C-USA Record: 7-9  
 Postseason: N/A  
 C-USA Tournament: Semifinals  
 Letterwinners Returning/Lost: 5/5  
 Starters Returning/Lost: 4/1  
 Newcomers: 10 (5 freshman)

### Radio Information

Radio Station: 94.1 WVSP-FM / 1310 WGH-AM  
 PBP: Matthew Hatfield  
 Analyst: Susan Montgomery (at home)

## ROSTER BREAKDOWN

### NUMERICAL

No.	NAME	POS.	CL.	HT.	HOMETOWN (HS/PREV. SCHOOL)
0	Joy Campbell	G	So.	5-6	Fontana, Calif. / Etiwanda / UC Riverside
1	Mariah Adams	G	Sr.	6-0	Little Rock, Ark. / eStem
2	Iggy Allen	G	Gr.	5-11	Pompano Beach, Fla. / Dillard / FAU
3	Taleah Washington	G	Jr.	5-7	District Heights, Md. / Forestville / Syracuse
4	Aziah Hudson	G	Sr.	5-6	Baldwin, N.Y. / Baldwin
5	Ashanti Barnes-Williams	F	Fr.	6-1	Norfolk, Va. / Lake Taylor
11	Kaye Clark	G	Jr.	5-7	Milwaukee, Wisc. / Rufus King/ Trinity Valley CC
12	Brianna Jackson	F	Jr.	6-3	Virginia Beach, Va. / Princess Anne
14	Ajah Wayne	G/F	Sr.	5-10	Birmingham, Ala. / Ramsay
20	Maggie Robinson	F	Gr.	6-0	Mobile, Ala. / W.P. Davidson / Shelton State CC
23	Amari Young	F	Sr.	5-11	North Augusta, S.C. / North Augusta
24	Eden Sample	G	Fr.	5-11	Gwinnett, Ga. / Collins Hill
25	Kaylen Nelson	G/F	Fr.	5-11	Tulsa, Okla. / Union
35	Alex Rouse	G	Fr.	5-8	Little Rock, Ark. / Joe T. Robinson
44	Amhyia Moreland	F	Fr.	6-1	Charlotte, N.C. / Zebulon B. Vance

### ALPHABETICAL

No.	NAME	POS.	CL.	HT.	HOMETOWN (HS/PREV. SCHOOL)
1	Mariah Adams	G	Sr.	6-0	Little Rock, Ark. / eStem
2	Iggy Allen	G	Gr.	5-11	Pompano Beach, Fla. / Dillard / FAU
5	Ashanti Barnes-Williams	F	Fr.	6-1	Norfolk, Va. / Lake Taylor
0	Joy Campbell	G	So.	5-6	Fontana, Calif. / Etiwanda / UC Riverside
11	Kaye Clark	G	Jr.	5-7	Milwaukee, Wisc. / Rufus King/ Trinity Valley CC
4	Aziah Hudson	G	Sr.	5-6	Baldwin, N.Y. / Baldwin
12	Brianna Jackson	F	Jr.	6-3	Virginia Beach, Va. / Princess Anne
44	Amhyia Moreland	F	Fr.	6-1	Charlotte, N.C. / Zebulon B. Vance
25	Kaylen Nelson	G/F	Fr.	5-11	Tulsa, Okla. / Union
20	Maggie Robinson	F	Gr.	6-0	Mobile, Ala. / W.P. Davidson / Shelton State CC
35	Alex Rouse	G	Fr.	5-8	Little Rock, Ark. / Joe T. Robinson
24	Eden Sample	G	Fr.	5-11	Gwinnett, Ga. / Collins Hill
3	Taleah Washington	G	Jr.	5-7	District Heights, Md. / Forestville / Syracuse
14	Ajah Wayne	G/F	Sr.	5-10	Birmingham, Ala. / Ramsay
23	Amari Young	F	Sr.	5-11	North Augusta, S.C. / North Augusta

### COACHES & STAFF

<b>Head Coach</b>	DeLisha Milton-Jones
<b>Assistant Coach</b>	Shammond Williams
<b>Asst. Coach &amp; Co-Recruiting Coord.</b>	Danielle Bell
<b>Asst. Coach &amp; Co-Recruiting Coord.</b>	Roland Jones Jr.
<b>Director of Basketball Operations</b>	Corey Green
<b>Video Coordinator</b>	Kyle Weakland
<b>Sports Performance Coach</b>	Ryan Hardie
<b>Athletic Trainer</b>	Andilynn Beadles

### PRONUNCIATION GUIDE

#1 <b>Mariah Adams</b>	muh-RYE-uh
#3 <b>Taleah Washington</b>	tah-LEE-uh
#4 <b>Aziah Hudson</b>	ay-ZHUH
#12 <b>Brianna Jackson</b>	bree-AHN-nuh
#14 <b>Ajah Wayne</b>	ay-ZHUH
#24 <b>Eden Sample</b>	ee-DEN
#35 <b>Alex Rouse</b>	rhyms with house
#44 <b>Amhyia Moreland</b>	uh-MY-uh

### BY STATE/COUNTRY

**Alabama (2)**  
 Maggie Robinson  
 Ajah Wayne

**Arkansas (2)**  
 Mariah Adams  
 Alex Rouse

**California (1)**  
 Joy Campbell

**Florida (1)**  
 Iggy Allen

**Georgia (1)**  
 Eden Sample

**Maryland (1)**  
 Taleah Washington

**New York (1)**  
 Aziah Hudson

**North Carolina (1)**  
 Amhyia Moreland

**Oklahoma (1)**  
 Kaylen Nelson

**South Carolina (1)**  
 Amari Young

**Virginia (2)**  
 Ashanti Barnes-Williams  
 Brianna Jackson

**Wisconsin (1)**  
 Kaye Clark

### BY POSITION

**GUARD (8)**  
 Mariah Adams  
 Iggy Allen  
 Joy Campbell  
 Kaye Clark  
 Aziah Hudson  
 Alex Rouse  
 Eden Sample  
 Taleah Washington

**GUARD/FORWARD (2)**  
 Kaylen Nelson  
 Ajah Wayne

**FORWARD (5)**  
 Ashanti Barnes-Williams  
 Brianna Jackson  
 Amhyia Moreland  
 Maggie Robinson  
 Amari Young

### BY CLASS

**GRADUATES (2)**  
 Iggy Allen  
 Maggie Robinson

**SENIORS (4)**  
 Mariah Adams  
 Aziah Hudson  
 Ajah Wayne  
 Amari Young

**JUNIORS (3)**  
 Kaye Clark  
 Brianna Jackson  
 Taleah Washington

**SOPHOMORES (1)**  
 Joy Campbell

**FRESHMAN (5)**  
 Ashanti Barnes-Williams  
 Amhyia Moreland  
 Kaylen Nelson  
 Alex Rouse  
 Eden Sample



# DELISHA MILTON-JONES

**Experience:** Second Season at ODU (fourth season overall)

**Alma Mater:** Florida, '97

**All-Time Record:** 67-51 (.568)

**ODU Record:** 35-19 (.648)

**C-USA Record:** 19-15 (.559)

## CAREER TIMELINE

### COACHING HISTORY

OLD DOMINION, Head Coach (2020-present)

SYRACUSE, Assistant Coach (2019-20)

- Helped recruit No. 4 class in the nation
- Wins over No. 5 Louisville and No. 8 Florida State

PEPPERDINE, Head Coach (2017-19)

- WNIT Sweet 16 in '19
- Finished 22-10 in 2018-19, one of the best turnarounds in the country
- 22 wins marked the program's most wins since 2002

PEPPERDINE, Assistant Coach (2016-17)

### PLAYING HISTORY

WNBA (1999-2016)

- Fourth pick in the '99 Draft
- 2x WNBA Champion
- 3x WNBA All-Star
- Retired in '16 with most games played in league history with 499

USA BASKETBALL (1998, 1995-96, 1998-00)

- 2x Gold Medalist in '00 & '08
- 2x FIBA World Champion in '98 & '02

FLORIDA (1991-95)

- Florida Gator Hall Of Fame Inductee (2007)
- 1997 Wade Trophy Winner
- 1997 All-American
- 1,858 points scored

### EDUCATION

University of Florida ('97)

DeLisha Milton-Jones, the 2022 inductee into the Women's Basketball Hall of Fame with a decorated professional career in the WNBA and overseas and former head coach at Pepperdine University, was announced as the new head coach of the Old Dominion women's basketball program by Director of Athletics Dr. Camden Wood Selig on April 17, 2020.

Milton-Jones guided the Monarchs to a 13-11 overall mark and a Conference USA Tournament Semifinals appearance in 2020-21. She notched her first win on the Monarchs' bench on Dec. 3 with a 70-47 result over William & Mary in ODU's home opener. Just three days later, she picked up another win over an in-state opponent – beating eventual Atlantic 10 champion VCU 81-76 in overtime. The Monarchs closed out the regular season with four wins in their last five games, including a 74-57 triumph on the road at C-USA Champions Middle Tennessee. Milton-Jones' Monarchs carried that momentum with them to Frisco, Texas for the C-USA Tournament. ODU won three games in as many days, including a pair of overtime victories, to reach the semifinals as the No. 6 seed out of the east. ODU took Rice, the west's top seed, to the brink before eventually falling 62-60. In all, the Monarchs were 7-2 in their final nine games.

Under the tutelage of Milton-Jones, three Monarchs earned significant accolades in 2020-21. Victoria Morris and Amari Young both placed on the all-conference second team. Young was also on the C-USA All-Defensive Team and the VaSID All-State Second Team. Wayne played her way on to the C-USA All-Tournament Team. ODU also found success in the classroom in 2020-21 with nine players featured on the Conference USA Commissioner's Honor Roll.

Milton-Jones has excelled at every stop of her basketball career. She started her college coaching career as an assistant at Pepperdine in 2016-17. After one season, she moved into the head coaching role and led the program to unprecedented success. In the 2017-18 season, she guided Pepperdine to 10 wins, the most at the Malibu school since 2012. In her second year, the Waves finished 22-10, winning 12 more games than the previous year in one of the best turnarounds in the country. The Waves' 22 victories in 2018-19 also marked the program's most since 2002. Pepperdine earned a WNIT bid for the program's first postseason tournament appearance, and then advanced to the Sweet 16 with wins over St. Mary's and Cal Baptist.

She left Pepperdine for the assistant coaching role at Syracuse following the 2019 WNIT run. Milton-Jones joined the staff of veteran head coach Quentin Hillsman. With Milton-Jones on the bench, the Orange put together a 16-15 mark, highlighted by wins over No. 5 Louisville and No. 8 Florida State.

Milton-Jones's coaching career followed a long and successful professional and international basketball career. Drafted fourth in the 1999 WNBA draft, she played 17 years in the league, retiring from the WNBA in 2016 after setting the record for most games played in league history with 499, which was later broken by WNBA great Sue Bird. She helped lead the Los Angeles Sparks to back-to-back WNBA Championships in 2001 and 2002. She was selected to the WNBA All-Star team in 2000, 2004 and 2007. In all, Milton-Jones played for Atlanta, New York, Washington and San Antonio, in addition to Los Angeles. Her 5,571 career points still rank ninth in WNBA history. She also made stops in Spain, Italy, Turkey, South Korea, the Czech Republic and Russia to play professionally.

On the international stage, Milton-Jones helped the United States win Olympic gold medals in 2000 and 2008. In the latter, she was coached by former ODU legend, Anne Donovan. She missed the 2004 Olympics with an injury. While playing for the national team, Milton-Jones also helped Team USA win FIBA Championships in 1998 and 2002.

Milton-Jones's first venture into coaching came when she was named interim coach of the Los Angeles Stars midway through the 2005 American Basketball Association. She became just the second woman to coach a men's professional basketball team.

Milton-Jones, who played for four years for Carol Ross at Florida, had one of the most remarkable college careers at Florida, capped off her senior year when she was named the 1997 Wade Trophy Winner, the 1997 Honda Award Winner, the 1997 SEC Player of the Year and a First Team All-American selection amongst other highly-touted accolades. She scored 1,858 points during her career, helping the Gators to four straight NCAA tournament appearances. Ironically, her final collegiate game was a 53-51 loss to Old Dominion in the 1997 NCAA Elite Eight. She was named to the Florida Gator Hall of Fame in 2007.



**#0**  
**JOY CAMPBELL**  
5-6 | So. | Guard  
Fontana, Calif. | Etiwanda  
UC Riverside



**#1**  
**MARIAH ADAMS**  
6-0 | Sr. | Guard  
Little Rock, Ark. | eSTEM



**#2**  
**IGGY ALLEN**  
5-11 | Gr. | Guard  
Pompano Beach, Fla. | Dillard  
Florida Atlantic



**#3**  
**TALEAH WASHINGTON**  
5-7 | Jr. | Guard  
District Heights, Md. | Forestville  
Syracuse



**#4**  
**AZIAH HUDSON**  
5-6 | Sr. | Guard  
Baldwin, N.Y. | Baldwin



**#5**  
**ASHANTI BARNES-WILLIAMS**  
6-1 | Fr. | Forward  
Norfolk, Va. | Lake Taylor



**#11**  
**KAYE CLARK**  
5-7 | Jr. | Guard  
Milwaukee, Wisc. | Rufus King  
Trinity Valley CC



**#12**  
**BRIANNA JACKSON**  
6-3 | Jr. | Forward  
Virginia Beach, Va. | Princess Anne  
Miami (Fla.)



**#14**  
**AJAH WAYNE**  
5-10 | Sr. | Guard/Forward  
Birmingham, Ala. | Ramsay



**#20**  
**MAGGIE ROBINSON**  
6-0 | Gr. | Forward  
Mobile, Ala. | W.P. Davidson  
Shelton State CC



**#23**  
**AMARI YOUNG**  
5-11 | Sr. | Forward  
North Augusta, S.C. | North Augusta



**#24**  
**EDEN SAMPLE**  
5-11 | Fr. | Guard  
Gwinnett, Ga. | Collins Hill



**#25**  
**KAYLEN NELSON**  
5-11 | Fr. | Guard  
Tulsa, Okla. | Union



**#35**  
**ALEX ROUSE**  
5-8 | Fr. | Guard  
Little Rock, Ark. | Joe T. Robinson



**#44**  
**AMHYIA MORELAND**  
6-1 | Fr. | Forward  
Charlotte, N.C. | Zebulon B. Vance



**DELISHA MILTON-JONES**  
**HEAD COACH**  
Second Year at ODU; Fourth Overall



**SHAMMOND WILLIAMS**  
**ASSISTANT COACH**  
First Year at ODU



**DANIELLE BELL**  
**ASST. COACH & RECRUITING COORD.**  
First Year at ODU



**ROLAND JONES JR.**  
**ASST. COACH & RECRUITING COORD.**  
Second Year at ODU



**COREY GREEN**  
**DIRECTOR OF OPERATIONS**  
First Year at ODU



**KYLE WEAKLAND**  
**VIDEO COORDINATOR**  
Sixth Year at ODU



**ANDILYNN BEADLES**  
**ATHLETIC TRAINER**  
Third Year at ODU



**RYAN HARDIE**  
**SPORTS PERFORMANCE**  
Fourth Year at ODU

## MONARCH NOTES

### SERIES HISTORY

**All-Time:** ODU leads UTSA, 7-4

**First Meeting:** W, 68-57 (2/22/14) at UTSA

**Last Meeting:** W, 57-46 (1/13/22) at UTSA

**Streak:** W4

ODU is 7-4 all-time over UTSA and has won the last four.

A 19-point, 10-rebound double-double from **Iggy Allen** carried ODU past UTSA 57-46 on Jan. 13. Defensively, the Monarchs held the Roadrunners to 23.6 percent shooting and 25 turnovers.

### LAST TIME OUT

The Monarchs lost 62-44 at Middle Tennessee in the final regular season contest for both sides.

**Brianna Jackson** paced the Monarchs with 13 points on 5-of-8 shooting with four rebounds and a steal. **Mariah Adams** had nine points and three boards.

The ODU deficit reached 10 points twice in the second quarter before **Aziah Hudson** hit a 3-pointer at the halftime buzzer to make it a 24-17 game after 20 minutes.

Jackson began the second half with a personal 5-0 run to bring the Monarchs back to within a possession. MTSU then hit three 3-pointers in the third and led by 10, 37-27, at the end of the frame. The Lady Raiders sank four more 3-pointers in the fourth and ended the game with 10 triples.

### SCOUTING UTSA

The seventh seed out of the West, UTSA is 7-22 overall and 3-14 in conference games. The Roadrunners ended a three-game losing streak with a 58-57 overtime win over UTEP in the C-USA Tournament First Round on Tuesday.

Jadyn Pimentel leads the team in scoring at 8.5 per game and had 14 with six rebounds in the UTEP win.

LaPraisjah Johnson is second in scoring at 8.1 points and chips in 4.2 rebounds.

Elyssa Coleman averages 8.1 points and 4.5 rebounds per game and paces the team with 37 blocks. She had a 21-point, 11-rebound double-double against the Miners.

As a team, UTSA shoots 33.2 percent from the field, 23.6 percent from deep and averages 41.9 rebounds per game.

### FIRST TEAM MONARCHS

Iggy Allen and Ajah Wayne were picked First Team All-Conference USA on Monday. It marks the first time that multiple Monarchs have featured on the All-C-USA First Team since ODU joined the conference for the 2013-14 season.

Allen ended the regular season third in the conference with seven double-doubles. She was also top-15 in rebounding (7.5, sixth), scoring (14.7, seventh), field goal percentage (.362, ninth), free throw percentage (.740, 13th) and steals per

game (1.60, 15th).

Wayne ranked 12th in C-USA in scoring (13.1), 17th in rebounding (5.8) and 15th in free throw percentage (.709).

Old Dominion had not landed multiple players on an all-conference first team since 2004, when Monique Coker and Max Nhassengo were named First Team All-CAA.

### ODU IN CONFERENCE TOURNAMENTS

The Monarchs are 22-time conference tournament champions, winning five in the Sun Belt and 17 straight in the CAA. ODU is 83-16 all-time in conference tournament games. The Monarchs' reign of dominance in the CAA included a 50-game win streak in CAA Tournament contests.

ODU has won at least one game in 35 of the 36 conference tournaments in which it has competed.

### Conference Tournament Record by Conference:

Sun Belt – 17-4 (five championships)

CAA – 54-4 (17 championships)

C-USA – 12-8

### Conference Tournament Record by Head Coach:

Marianne Stanley – 11-1

Wendy Larry – 59-6

Karen Barefoot – 9-6

Nikki McCray-Penson – 1-2

DeLisha Milton-Jones – 3-1

### MILTON-JONES GETS THE CALL FROM THE HALL

Head coach DeLisha Milton-Jones will be headed into the Women's Basketball Hall of Fame as a member of the Class of 2022. Milton-Jones is a two-time Olympic gold medalist and WNBA champion, helping the Los Angeles Sparks go back-to-back in 2001 and 2002. She enjoyed a 17-year career in the league and was a three-time all-star.

Milton-Jones was a decorated player at Florida, winning the Wade Trophy in 1997 as well as receiving SEC Player of the Year and First Team All-America honors that season.

She becomes the seventh individual with ODU ties to make the WBHOF, joining five Monarch legends in Anne Donovan, Nancy Lieberman, Inge Nissen, Marianne Stanley and Ticha Penicheiro and former ODU head coach Nikki McCray-Penson. Milton-Jones is just one of 13 active DI head coaches in the WBHOF.

### STANLEY A NAISMITH MEMORIAL HALL OF FAME FINALIST

Former Old Dominion women's basketball head coach Marianne Stanley has been named a finalist for the Naismith Memorial Basketball Hall of Fame Class of 2022, the organization announced on Friday.

Hired by ODU at just 23, Stanley compiled a record of 269-59 (.820) in her 10 years in Norfolk. The Monarchs won back-to-back

### CREDENTIALS

Working press credentials for all Old Dominion basketball games may be secured by contacting the athletic communications office at least two days prior to the desired game. All credentials will be left at the pass gate at Chartway Arena, located at the loading dock entrance on 45th Street across from the parking garage. The credentials must be worn at press row and in the press room. **PARKING PASSES ARE AVAILABLE ON A LIMITED BASIS.** Please contact Matt Wurzbarger for credential or parking pass inquiries.

### PRESS ROW

Press row is located at courtside. All radio and television broadcasts are originated at courtside. For any assistance during a game, please see Matt Wurzbarger, who is located at the end of the scorers' table near the ODU bench.

### PRESS ROOM/SERVICES

The Carol R. Hudson Press Room is located under section 107 in Chartway Arena. Outside telephone lines, along with wireless and ethernet connections, are available and may be used on a first-come, first-served basis. The press and media hostess and athletic public relations office assistants are available to assist in the filing of post-game stories. A complete play-by-play as well as halftime (12 column) and post-game (NCAA 16 column) statistics are distributed. Pre-game press packets are available one hour prior to tip-off.

### PHOTOGRAPHERS

Only working photographers are allowed at courtside. Credentials must be secured at least two days in advance. All photographers must display their badge at all times. Photographers will have access to the Carol R. Hudson Press Room, which provides ethernet, to work pre-game, during the game and post-game on their photography needs.

### RADIO BROADCASTS

Requests to broadcast any ODU game must be approved in advance by the athletic public relations office. Phone lines are available at courtside. For additional lines, please contact Matt Wurzbarger or Matt Drexler of Spectra. For reference, ODU women's basketball games are broadcast on ESPN 94.1 FM or Money Talk 1310 AM, if there are scheduling conflicts with ESPN.

### INTERVIEWS

Post-game interviews with Coach DeLisha Milton-Jones and select players are conducted in the Carol R. Hudson, Jr. Press Room. These interviews will be conducted only after the 10-minute cooling off period. Interviews with the visiting coach are also conducted in the press room. All interviews with Old Dominion players and coaches during the week must be arranged through the athletic communications office. If media has preference on which players they would like to interview in the press conference, please contact Matt Wurzbarger at the final media timeout of the fourth quarter to submit your request.

### JUST MONARCHS, PLEASE

*Although the women's basketball team used to be referred to as the Lady Monarchs, they now should be referred to as the Monarchs. Additionally, Old Dominion University is our official title but ODU will work just fine when abbreviating the school. Old Dom, Old Domin and other variations are incorrect.*

## SITUATIONAL RECORDS

STAT	Record (last year)
Home	10-4 (6-6)
Home (C-USA)	6-3 (3-6)
Home (Non-Conference)	4-1 (3-0)
Away	9-4 (4-4)
Away (C-USA)	6-3 (4-3)
Away (Non-Conference)	3-1 (0-1)
Neutral	3-0 (3-1)
Leading after 1Q	15-2 (6-7)
Trailing after 1Q	6-6 (4-4)
Tied after 1Q	1-0 (3-0)
Leading at Half	17-1 (7-4)
Trailing at Half	5-7 (6-6)
Tied at Half	0-0 (0-1)
Leading after 3Q	20-1 (9-4)
Trailing after 3Q	1-7 (4-7)
Tied after 3Q	1-0 (0-0)
Scores < 50	0-5 (0-1)
Scores 50-59	5-1 (2-1)
Scores 60-69	7-2 (0-4)
Scores 70-79	6-0 (7-1)
Scores 80-89	4-0 (3-3)
Scores 90-99	0-0 (1-1)
Scores >100	0-0 (0-0)
Allows < 50	9-1 (3-0)
Allows 50-59	9-1 (4-1)
Allows 60-69	3-4 (1-2)
Allows 70-79	1-2 (4-4)
Allows 80-89	0-0 (1-2)
Allows 90-99	0-0 (0-1)
Allows >100	0-0 (0-1)
FG% >= 40	13-1 (10-5)
FG% < 40	9-7 (3-6)
Opp. FG% >= 40	5-5 (5-8)
Opp. FG% < 40	17-3 (8-3)
FG% > Opp.	17-0 (10-2)
FG% <= Opp.	5-8 (3-9)
3PT Made > Opp.	12-1 (8-4)
3PT Made <= Opp.	10-7 (5-7)
FT% >= 70	8-1 (2-1)
FT% < 70	14-7 (11-10)
FT ATT > Opp.	11-4 (10-2)
FT ATT <= Opp.	11-4 (3-9)
Rebounds > Opp.	15-1 (10-3)
Rebounds <= Opp.	7-7 (3-8)
Assists > Opp.	17-0 (8-4)
Assists <= Opp.	5-8 (5-7)
Turnovers > Opp.	3-2 (4-4)
Turnovers <= Opp.	19-6 (9-6)
Overtime	0-0 (3-3)
OT at Home	0-0 (1-1)
OT on Road	0-0 (0-2)
Top 25	0-0 (0-0)
Top 25 at Home	0-0 (0-0)
Top 25 on Road	0-0 (0-0)

## MONARCH NOTES CONTINUED..

AIAW national titles in 1979 and 1980 and were NCAA champs in 1985. ODU also won the WNIT with Stanley in 1978.

The Class of 2022 will be announced on April 2.

### CLAMPING DOWN

The Monarchs are one of the tightest defensive units in the country this year. ODU entered Monday ranked 23rd nationally and first in C-USA in scoring defense (55.3). ODU is turning teams over 20.23 times per game (17th in DI, 1st in C-USA) while averaging the 30th-most steals per game (10.3) in the country. Additionally, ODU is second in the conference with 4.0 blocks per game.

Five teams have failed to crack the 30-percent mark from the field against ODU. The Monarchs have turned a team over 20 or more times on 12 occasions and have forced 30-plus turnovers four times.

### THE TURNING POINT

On Feb. 19, the Monarchs lost a 74-61 home game to UAB, dropping to 6-9 overall and 3-8 in Conference USA. ODU responded with 37-point win over UAB the following day, starting a run of seven wins over the last nine games of the season. The Monarchs are a combined 29-10 (.744) since the Feb. 19 loss to UAB. ODU's 29 wins are the most by a C-USA team over that span.

### 2020-21 IN REVIEW

The Monarchs posted a 13-11 overall mark in 2020-21, going 7-9 in Conference USA games. ODU turned it on late, going 7-2 in its final nine games of the season. During that stretch, the Monarchs upset eventual C-USA champion Middle Tennessee on the road and won three games in as many nights to reach the semifinals of the conference tournament as the East Division's No. 6 seed.

ODU was strong on the glass last season, ranking fourth in the conference and 48th nationally with 40.5 boards per game. The Monarchs boasted two of the conference's top rebounders in **Amari Young** and **Ajah Wayne**. Young averaged a double-double and was 2nd in C-USA and 18th in DI with 11.2 rebounds per game. Wayne averaged 9.7 boards per contest (fourth in C-USA, 49th in DI) and was the leading offensive rebounder in the conference (3.8). Old Dominion was 10-3 last season when winning the rebounding battle.

The Monarchs also took great care of the ball when in possession, averaging only 12.7 turnovers per game, good for second in C-USA and 25th nationally. Starting point guard **Mariah Adams** boasted a 1.78 assist-to-turnover ratio, the fourth-best mark in C-USA. As a team, ODU's 1.06 assist-to-turnover ratio was third-best in the conference.

### POTENT QUOTABLES

"They're so special to me. I know this moment is about me. But there's nothing I wouldn't do for these women. They shower me with love and affection. Just seeing how proud they are of me, it tickles me pink on the inside, but at the same time motivates me even more to be better as their leader, as a living example for them." **Head coach DeLisha Milton-Jones on sharing her WBHOF induction with her players**

### MILTON-JONES ANNOUNCES COACHING STAFF

Head coach **DeLisha Milton-Jones** finalized her coaching staff in early September with the hiring of **Danielle Bell**, **Shammond Williams**, and **Corey Green** and the elevation of **Roland Jones Jr.**

- A Hampton Roads native, Bell serves as assistant coach and co-recruiting coordinator. Bell joined the Monarchs following a three-year stint at Gardner-Webb. She also had stops at Norfolk State, Richmond and Georgia. She helped the Spartans to their first winning season in 16 years and reached the 2011 Sweet 16 with the Bulldogs. The Kellam High School product graduated from Richmond in 2010 and was a four-year letterwinner with the Spiders.

- Williams was a standout performer at North Carolina with a decade-long professional playing career. Williams made the Final Four in 1995, 1997 and 1998 and left Chapel Hill as the program's career leader in 3-pointers and free throw percentage. He was drafted by the Chicago Bulls in the second round of the 1998 NBA Draft and played in 325 games with seven different franchises. Williams was also a decorated player in several European domestic leagues and has represented the Republic of Georgia on the international stage. He has previously served as a men's basketball assistant coach at Furman, Tulane and WKU.

- Jones Jr. was elevated to the role of assistant coach and co-recruiting coordinator after serving as the program's director of basketball operations last season. Prior to ODU, Jones Jr. was a girl's basketball assistant coach at Etiwanda High School in California, where he coached current Monarch **Joy Campbell**. Jones Jr. previously served under Milton-Jones at Pepperdine in 2017-18 and helped lay the groundwork for the Waves' 22-win team the following season. He played professionally in nine different countries and was a junior college honorable mention all-American at Cochise College.

- No stranger to ODU women's basketball, Green was hired as the new director of basketball operations. He was a former student manager and office assistant and eventual interim video coordinator for the Monarchs and graduated from ODU in 2016. Following graduation, Green was a women's basketball GA at Detroit then worked for women's hoops at Memphis for three seasons, first as the video coordinator

## SITUATIONAL RECORDS

STAT	Record (last year)
3 points or less	2-3 (3-2)
4-9 points	2-1 (4-6)
10-19 points	13-3 (3-3)
20+ points	5-1 (3-0)
Night	8-4 (6-5)
Day	14-4 (7-6)
November	5-2 (0-1)
December	5-0 (3-0)
January	5-2 (2-4)
February	7-2 (3-5)
March	0-2 (5-1)
Sunday	5-1 (2-0)
Monday	2-0 (0-0)
Tuesday	1-0 (1-0)
Wednesday	2-2 (1-1)
Thursday	5-2 (3-0)
Friday	1-0 (4-4)
Saturday	6-3 (2-6)

## GAME STATS

CATEGORY	STATS
Most Pts	85 at App State (12/18)
Low Pts	44 at Middle Tennessee (3/5)
Most Opp. Pts	75 at UAB (2/13)
Low Opp. Pts	29 vs. Bowie State (12/8)
Largest Lead	41 vs. Bowie State (12/8)
Largest Deficit	26 (2x), last: at WKU (2/5)
Most Lead Changes	12 vs. LA Tech (3/2)
Longest ODU led	39:45 (2x), last: vs. Bowie State (12/8)
Longest ODU trailed	39:29 at VCU (11/21)
Most 1Q Pts	32 at App State (12/18)
Low 1Q Pts	4 at Middle Tennessee (3/5)
Most Opp. 1Q Pts	27 at WKU (2/5)
Low Opp. 1Q Pts	2 vs. Bowie State (12/8)
Most 2Q Pts	29 at FIU (2/26)
Low 2Q Pts	6 (2x), last: at UTEP (1/15)
Most Opp. 2Q Pts	18 (2x) last: at VCU (11/21)
Low Opp. 2Q Pts	4 vs. Texas Tech (11/27)
Most 1st Half Pts	49 at App State (12/18)
Low 1st Half Pts	15 at UTEP (1/15)
Most Opp. 1st Half Pts	43 at WKU (2/5)
Low Opp. 1st Half Pts	12 vs. Bowie State (12/8)
Most 3Q Pts	31 at UAB (2/13)
Low 3Q Pts	8 (2x), last: vs. FAU (1/17)
Most Opp. 3Q Pts	25 at UAB (2/13)
Low Opp. 3Q Pts	4 vs. Bowie State (12/8)
Most 4Q Pts	29 vs. Rice (1/20)
Low 4Q Pts	7 vs. Marshall (2/17)
Most Opp. 4Q Pts	26 at Temple (12/22)
Low Opp. 4Q Pts	5 at UTSA (1/13)
Most 2nd Half Pts	48 at UAB (2/13)
Low 2nd Half Pts	22 vs. Texas Tech (11/27)
Most Opp. 2nd Half Pts	40 (3x), last: at FIU (2/26)
Low Opp. 2nd Half Pts	17 vs. Bowie State (12/8)

## MONARCH NOTES CONTINUED..

and then the director of basketball operations.

### MONARCHS ADD 10 FOR 2021-22 SEASON

Head coach **DeLisha Milton-Jones** added 10 newcomers prior to the start of the season. The 10-member signing class includes five freshmen, four Division I transfers and a second team junior college all-American.

- **Iggy Allen** comes to ODU as a graduate transfer. Last season she was named C-USA's Newcomer of the Year while at Florida Atlantic. She set single-season Division I-era program records in scoring (22.2 points per game) and rebounding (10.9 rebounds per game) with the Owls. Allen also played at Miami (Fla.) and Mississippi State, where she played in the NCAA Final as a freshman. As a high schooler, Allen was ranked as the No. 43 prospect nationally.

- **Ashanti Barnes-Williams** was rated a top-150 recruit by ProspectsNation coming out of Lake Taylor High School in Norfolk. She helped lead the Titans to a state title and received VHSL 4A All-State honors in 2020. Additionally, she is a former First Team All-Conference and Second Team All-Tidewater honoree.

- **Joy Campbell** played in 18 of a possible 19 games as a freshman at UC Riverside last season. She was second on the team in both assists and steals. Campbell is a former Sun/Bulletin Player of the Year at Etiwanda High School. The Eagles were ranked as high as sixth nationally by MaxPreps in Campbell's senior season.

- **Kaye Clark** was a Second Team NJCAA All-American for Trinity Valley CC last season. In her two seasons at Trinity Valley, the Cardinals went a combined 54-4 and played for the NJCAA championship in 2021. She averaged 14.2 points, 5.5 rebounds and 4.3 assists per game in her all-American campaign while making 1.5 3-pointers per game at a .407 clip.

- **Brianna Jackson** started her collegiate career at Miami (Fla.), where she played two seasons. Jackson featured in 40 total games for the Hurricanes. She led Miami and was sixth in the ACC in blocks per game (1.30) as a freshman. Jackson was a four-star prospect out of local powerhouse Princess Anne High School and was the fourth-ranked player in the state of Virginia. A former VHSL 5A State Player of the year, she won four state titles with the Cavaliers.

- **Amhyia Moreland** was a two-time state champion with Zebulon B. Vance High School in Charlotte. She had an 11-point, 13-board double-double in the 2021 state title game. She garnered I-Meck Player of the Year honors after averaging 18.3 points and 7.4 rebounds per game as a senior.

- **Kaylen Nelson** averaged 13.4 points and 5.9 rebounds as a senior at Union High

School in Tulsa, garnering all-state honors in the process. She was also a First Team All-World honoree as a senior as she helped guide Union to the 6A state semifinals.

- **Alex Rouse** was a multi-sport athlete at Joe T. Robinson High School in Little Rock. She averaged 25.5 points, six rebounds and three assists as a senior en route to all-conference and all-state honors. She played in the state tournament in basketball and also won a state title in soccer. Additionally, she owns one varsity letter for volleyball.

- **Eden Sample** was a nominee for the 2021 McDonald's All-American game and an Atlanta Journal-Constitution 6A All-State Second Teamer as a senior. She received first team all-conference honors as a junior, leading Collins Hill High School in scoring at 16.5 points per game.

- **Taleah Washington** played two seasons at Syracuse and reached the Round of 32 in the 2021 NCAA Tournament. She played in 42 total games for the Orange and was coached by Milton-Jones as a freshman. In high school, Washington was a two-time state champion, a 1,000-point scorer and a two-time MVP of the Rose Classic.

### 1K WATCH

The Monarchs added its newest member of the 1,000-point club on March 2. **Iggy Allen** scored the 1,000th point of her career against LA Tech and now has 1,009 with 444 coming from her time at ODU.

Allen is the third Monarch to break 1,000 career points this season. **Amari Young** became the 35th Monarch to tally 1,000 points in a career on Jan. 17 and now has 1,138, good for 28th in program history. **Ajah Wayne** also joined the 1,000-point club this season and now has 1,305. She currently ranks 24th all-time at ODU after passing ODU Hall of Famer Ticha Penicheiro.

In total, 36 ODU players have reached the 1,000-point threshold. The Monarchs boast 15 1,500-point scorers and six 2,000-point scorers. Anne Donovan holds the career scoring record at Old Dominion with 2,719 points in her 136 career games (20.0 per game).

### SILVER MONARCHS

The Monarchs are celebrating the 25th anniversary of their 1996-97 national runner-up squad. That year, ODU posted a 34-2 overall record, going 16-0 in conference and winning the sixth of an eventual 17-consecutive CAA crowns. The 96-97 edition of the Monarchs owned the best offense in the nation (84.4 points per game) and won by an average of 31.9 points per game.

ODU opened the NCAA Tournament with a 102-52 win over Liberty then survived in overtime vs. Purdue, 69-65. After a comfortable win over LSU to reach the Elite Eight, the Monarchs eked out a pair of one-point wins to reach the title game for the first time since winning it all in 1985.



## THE LAST TIME...

### TEAM SCORING

100+	W, 105-62 vs. Hofstra (2/14/04)
90+	W, 90-89 2OT vs. CLT (3/11/21)
<40	L, 37-55 at GW (11/28/20)
Allowed 100+	L, 102-95 2OT vs. CLT (2/10/21)
Allowed <40	W, 70-29 vs. Bowie State (12/8)
5 plys w/ 10+ Pts (5)	W, 80-52 vs. S.C. State (11/9/21)
6 plys w/ 10+ Pts (6)	W, 95-68 vs. FIU (1/12/19)

### TEAM STATS

60%+	61.4% at Southern Miss (2/10/18)
60%+ 3PT	69.2% at Southern Miss (2/10/18)
0 3PT	at VCU (11/21/21)
10+ 3PT	11 at UAB (2/13)
100% FT	11-11 vs. LA Tech (3/2/22)
40+ FT ATT	42 vs. William & Mary (12/8/18)
10+ REB MARG.	+12 vs. WKU (2/19)
20+ REB MARG.	+21 vs. North Texas (1/22)
30+ REB MARG.	+33 vs Florida Atlantic (3/13/19)
20+ OFF REBS	21 vs. WKU (2/19)

### OVERTIME

Game	W, 90-89 vs. CLT (3/11/21)
Win	W, 90-89 vs. CLT (3/11/21)
Loss	L, 87-80 vs. CLT (2/13/21)
Road Game	L, 87-80 vs. CLT (2/13/21)

### INDIVIDUAL

50+ Points	Anne Donovan (50) vs. Norfolk State (12/11/80)
40+ Points	Jennie Simms (41) at Florida Atlantic (2/4/17)
30+ Points	Amari Young (31) vs. CLT (3/11/21)
2 players with 20+ Points	I. Allen (23) / A. Wayne (21) at App State (12/18/21)
Triple-Double	Ticha Penicheiro (22p/15r/14s) vs. St. Francis (Pa.) (3/13/98)
Double-Double (P/R)	Iggy Allen (16p, 14r) vs. WKU (2/19)
Double-Double (P/A)	Taylor Edwards (16p, 10a) vs. Jacksonville (11/24/18)
2 players with D/D	I. Allen / A. Wayne at Temple (12/22)
10+ 3PT	TJ Jordan (10) vs. Northeastern (2/8/07)
20+ FT ATT	Ajah Wayne (20) at Cincinnati (11/12/18)
15+ REB	Iggy Allen (15) vs. Norfolk State (12/12)
20+ REB	Amari Young (24) vs. Charlotte (2/10/21)
10+ OFF REB	Ashley Scott (11) vs. Florida Atlantic (3/13/19)
10+ ASTS	Taylor Edwards (10) vs. Jacksonville (11/24/18)
5+ BLKS	Marie Reichert (5) vs. Campbell (11/8/19)
5+ STLS	Mariah Adams (6) at Temple (12/22)

## MONARCH NOTES CONTINUED..

The Monarchs topped Florida and current head coach **DeLisha Milton-Jones** in the Elite Eight before beating Stanford 83-82 in the Final Four. Old Dominion ran in to a Tennessee team in the midst of an run of 46-straight wins and back-to-back national titles and lost 68-59 in the championship game.

### A NEW VOICE FOR THE MONARCHS

Longtime Hampton Roads area sports broadcaster **Matthew Hatfield** was hired in early October to be the new play-by-play announcer for ODU women's basketball. A native of Virginia Beach, Hatfield has been covering sports in the state for nearly two decades. He joined VirginiaPreps.com in December of 2004 and became the site's publisher in 2016.

In 2010, was hired by Max Media and has been hosting a weekly or daily show on ESPN Radio 94.1 FM for 11 years, making him the longest-tenured active local sports radio host in the Tidewater market. He currently hosts the 757 Saturday Sports Talk from 10 a.m. to noon on ESPN Radio 94.1.

All ODU women's basketball games can be heard on ESPN Radio 94.1 FM or Money Talk 1310 AM/100.9 FM/97.3 HD2FM. Joining Hatfield on the call will be former Monarch women's basketball assistant coach Susan Montgomery.

### STAYING SOCIAL

Be sure to follow Old Dominion women's basketball on Facebook (@ODUWBB), Twitter (@ODU\_WBB) and Instagram (@oduwbasketball) to stay up-to-date with the program.

In addition, follow Old Dominion University Athletics on Facebook (@ODUsports), Twitter (@ODUsports) and Instagram (@odusports) for all things ODU sports related.

## CAREER TOTALS

Double-Figure Scoring Games			
	2021-22	Career	Streak
Ajah Wayne	19	70	---
Amari Young	15	58	---
Iggy Allen	23	46	---
Aziah Hudson	3	32	---
Mariah Adams	7	25	---
Maggie Robinson	---	17	---
Brianna Jackson	8	16	1
Taleah Washington	1	3	---
Kaye Clark	2	2	---
Joy Campbell	---	1	---

30-Point Games		
	2021-22	Career
Iggy Allen	---	4
Ajah Wayne	---	1
Amari Young	---	1

20-Point Games		
	2021-22	Career
Iggy Allen	8	20
Ajah Wayne	4	15
Amari Young	---	6
Aziah Hudson	1	3
Mariah Adams	---	2

10-Rebound Games		
	2021-22	Career
Amari Young	3	31
Ajah Wayne	2	25
Iggy Allen	7	14
Brianna Jackson	3	4
Maggie Robinson	---	1

Double-Doubles		
	2021-22	Career
Ajah Wayne	2	20
Iggy Allen	7	18
Amari Young	1	18
Brianna Jackson	---	1

### GAMES LEADING ODU IN...

Scoring		2021-22
Iggy Allen		15
Ajah Wayne		11
Amari Young		3
Brianna Jackson		2
Aziah Hudson		1

Rebounding		2021-22
Iggy Allen		17
Brianna Jackson		7
Amari Young		6
Ajah Wayne		4

Assists		2021-22
Mariah Adams		20
Iggy Allen		5
Kaye Clark		4
Ajah Wayne		2
Amari Young		2
Ashanti Barnes-Williams		1
Taleah Washington		1

Steals		2021-22
Mariah Adams		11
Iggy Allen		9
Kaye Clark		6
Brianna Jackson		6
Amari Young		6
Ajah Wayne		3
Aziah Hudson		2
Joy Campbell		1

Blocks		2021-22
Brianna Jackson		18
Amari Young		9
Amhyia Moreland		5
Ajah Wayne		5
Kaye Clark		5
Mariah Adams		2
Iggy Allen		2
Aziah Hudson		1
Kaylen Nelson		1
Taleah Washington		1

## TOP 25 POLLS

AP (Feb. 27)

Rank	Team	Record	Prev. Rank
1	South Carolina (30)	27-1	1
2	Stanford	25-3	2
3	NC State	26-3	3
4	Louisville	25-3	4
5	Baylor	23-5	5
6	LSU	25-4	8
7	UConn	22-5	7
8	Iowa State	24-4	9
9	Texas	21-6	11
10	Michigan	22-5	6
11	Maryland	21-7	13
12	Iowa	20-7	21
13	Ohio State	22-5	17
T-14	Indiana	19-7	10
T-14	Arizona	20-6	12
16	North Carolina	23-5	18
17	BYU	25-2	19
18	Tennessee	22-7	16
19	Oklahoma	22-6	20
20	Notre Dame	21-7	14
21	Virginia Tech	21-8	23
22	Florida Gulf Coast	26-2	24
23	Florida	20-9	15
24	Georgia	20-8	25
25	Georgia Tech	20-9	22

## USA TODAY/WBCA COACHES (March 1)

Rank	Team	Record	Prev. Rank
1	South Carolina (31)	27-1	1
2	Stanford (1)	25-3	2
3	North Carolina State	26-3	3
4	Louisville	26-3	4
5	Baylor	24-5	7
6	LSU	25-4	8
7	Iowa State	24-5	6
8	Connecticut	22-5	8
9	Michigan	22-5	5
10	Texas	21-6	12
11	Maryland	21-7	13
12	Indiana	19-7	10
13	Arizona	20-6	11
14	Brigham Young	25-2	15
15	Tennessee	22-7	14
16	Ohio State	22-5	17
17	North Carolina	23-5	18
18	Iowa	20-7	22
19	Oklahoma	22-6	19
20	Notre Dame	21-7	16
21	Georgia	20-8	20
22	Florida Gulf Coast	26-2	23
23	Central Florida	21-3	25
24	Virginia Tech	21-8	NR
25	Georgia Tech	20-9	24

## NET RANKINGS

C-USA ONLY (March 2)

Rank	Team	Record	Prev. Rank
60	Middle Tennessee	21-6	61
<b>87</b>	<b>Old Dominion</b>	<b>22-7</b>	<b>86</b>
93	Charlotte	18-9	92
107	North Texas	14-11	107
142	LA Tech	18-10	147
148	Marshall	14-12	161
162	WKU	18-10	151
166	UAB	15-12	167
178	UTEP	14-12	178
188	FIU	13-15	192
194	Southern Miss	16-10	195
206	Rice	11-12	207
283	Florida Atlantic	5-23	276
291	UTSA	6-20	292

## AROUND THE LEAGUE

### CONFERENCE USA STANDINGS (AS OF MARCH 7)

	C-USA	Pct.	H	A	Overall	Pct.	H	A	N	L10	Streak
<b>EAST</b>											
↔Charlotte*	15-3	.833	7-2	8-1	19-9	.679	8-4	9-4	2-1	8-2	W1
↔Middle Tennessee	14-4	.778	9-0	5-4	22-6	.786	13-0	8-5	1-1	8-2	W2
↔Old Dominion	12-6	.667	6-3	6-3	22-8	.733	10-4	9-4	3-0	6-4	L2
↔WKU	11-7	.611	7-2	4-5	18-11	.621	10-4	7-6	1-1	4-6	L2
↔Marshall	10-8	.556	6-3	4-5	15-12	.556	9-4	5-8	1-0	4-6	W2
↔FIU	6-12	.333	5-4	1-8	14-15	.483	11-6	3-9	0-0	3-7	W2
↔Florida Atlantic	1-17	.056	1-8	0-9	5-24	.172	4-12	1-12	0-0	0-10	L11
<b>WEST</b>											
↔Louisiana Tech	11-7	.611	7-2	4-5	19-10	.655	12-2	6-8	1-0	8-2	W4
↔North Texas	10-7	.588	7-2	2-6	16-11	.593	11-4	3-7	2-0	8-2	W2
↔Southern Miss	9-8	.529	5-3	4-5	17-11	.607	10-4	6-6	1-1	6-4	L1
↔Rice	8-9	.471	5-4	3-5	13-12	.520	9-6	4-6	0-0	7-3	W3
↔UAB	8-10	.444	4-5	4-5	15-14	.517	10-5	5-9	0-0	3-7	L2
↔UTEP	6-12	.333	5-4	1-8	14-14	.500	10-4	3-9	1-1	2-8	L3
↔UTSA	3-14	.176	2-7	1-7	6-22	.214	4-9	2-11	0-2	2-8	L3

\*2022 C-USA East Division Regular Season Champion // \*2022 C-USA East Division Regular Season Champion

# 2022 HERITAGE LANDSCAPE SUPPLY GROUP C-USA WOMEN'S BASKETBALL CHAMPIONSHIP

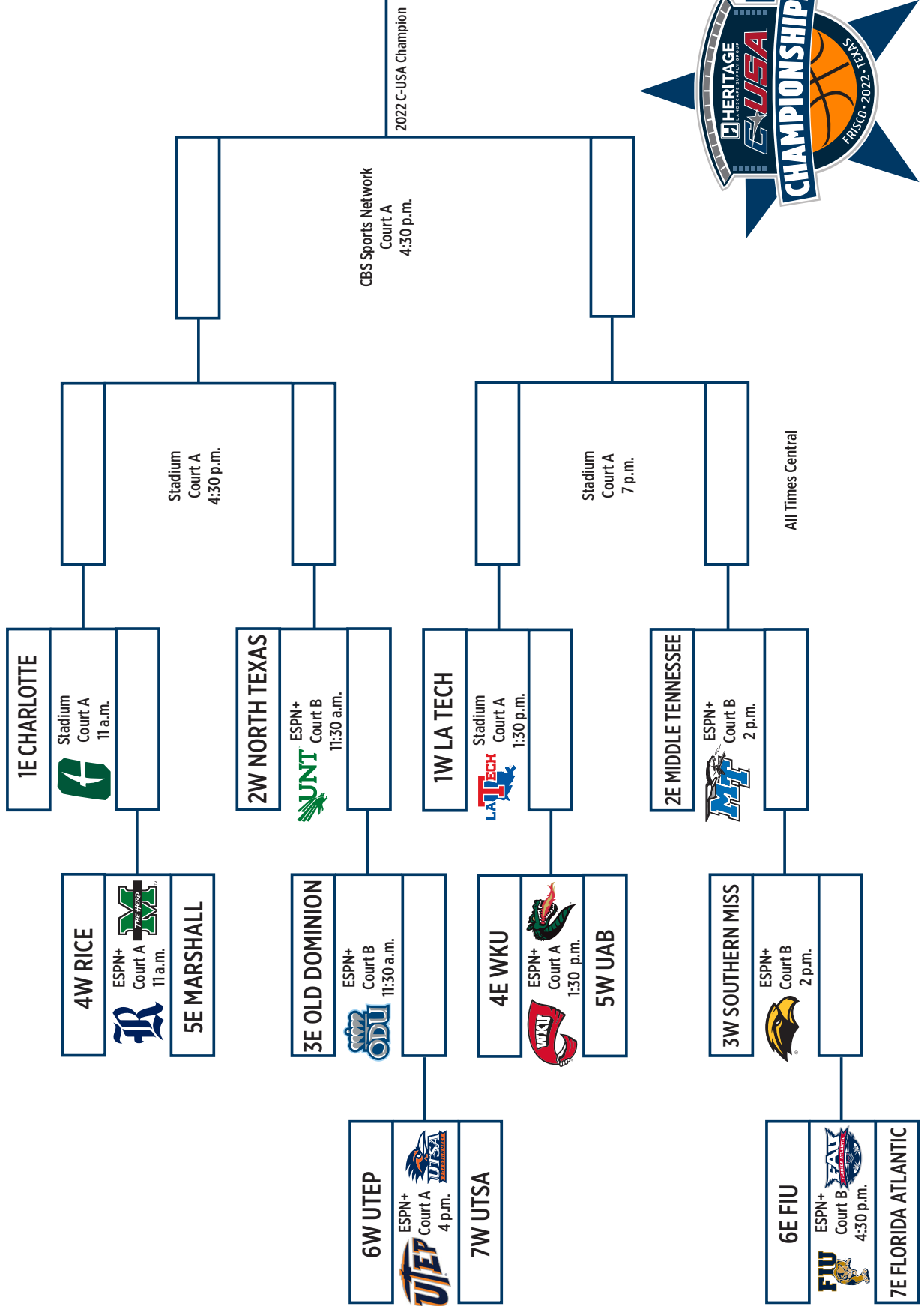
Tuesday, March 8  
First Round

Wednesday, March 9  
Second Round

Thursday, March 10  
Quarterfinals

Friday, March 11  
Semifinals

Saturday, March 12  
Championship





# #0 JOY CAMPBELL

5-6 | SOPHOMORE | GUARD | FONTANA, CALIF. | UC RIVERSIDE | ETIWANDA

## PLAYER NOTES

- Scored two points with one rebound, one assist and one steal at Marshall.
- Set a season best with three assists in just nine minutes vs. Rice.
- Matched a career high with five steals at Appalachian State.
- Set season highs with six points and 20 minutes played vs. Bowie State. Led the Monarchs in minutes.
- Grabbed a season-high four rebounds vs. Stetson.

## CAREER HIGHS

**PTS:** 10, Cal Poly - 1/30/21\*  
**RBS:** 7, Cal St. Fullerton - 2/5/21\*  
**AST:** 6 (2x), last: UC Santa Barbara - 2/26/21\*  
**STL:** 5 (2x), last: Appalachian State - 12/18/21  
**BLK:** 1, Cal Poly - 1/29/21\*  
**MIN:** 35, Cal St. Fullerton - 2/6/21\*  
**FG:** 4 (2x), last: Cal St. Fullerton - 2/6/21\*  
**FGA:** 10, UC Santa Barbara - 2/27/21\*  
**3FG:** 1 (4x), last: UTEP - 1/15/22  
**3FGA:** 4, UTSA - 1/13/22  
**FT:** 5, Cal Poly - 1/29/21\*  
**FTA:** 6, Cal Poly - 1/29/21\*

\*at previous school

## SEASON HIGHS

**PTS:** 6, Bowie State - 12/8/21  
**RBS:** 4, Stetson - 11/28/21  
**AST:** 3, Rice - 1/20/22  
**STL:** 5, Appalachian State - 12/18/21  
**BLK:** ---  
**MIN:** 20, Bowie State - 12/8/21  
**FG:** 2 (3x), last: UTSA - 1/13/22  
**FGA:** 6 (2x), last: UTSA - 1/13/22  
**3FG:** 1 (3x), last: North Texas - 1/22/22  
**3FGA:** 4, UTSA - 1/13/22  
**FT:** 3 (3x), last: Middle Tennessee - 3/5/22  
**FTA:** 5, Bowie State - 12/8/21

## 2021-22 GAME-BY-GAME

Opponent	Date	GS	MIN	Total		3-Pointers		Free throws		Rebounds				PF	A	TO	BLK	STL	PTS	AVG	
				FG-FGA	PCT	3FG-3FGA	PCT	FT-FTA	PCT	OFF	DEF	TOT	AVG								
South Carolina St.	11/09/2021		09:45	0-0	.000	0-0	.000	0-0	.000	0	0	0	0.0	0	0	0	0	0	0.0		
Auburn	11/14/2021		00:38	0-1	.000	0-0	.000	0-0	.000	0	0	0	0.0	0	0	0	0	0.0			
George Washington	11/18/2021		04:55	0-0	.000	0-0	.000	0-0	.000	0	0	0	0.0	0	0	1	0	0.0			
at VCU	11/21/2021		06:12	1-2	.500	0-1	.000	0-0	.000	0	0	0	0.0	0	0	1	0	2.0			
vs Saint Joseph's	11/26/2021		01:12	0-2	.000	0-0	.000	0-0	.000	1	1	2	0.4	0	0	0	0	0.4			
vs Stetson	11/28/2021		05:40	0-0	.000	0-0	.000	0-0	.000	0	4	4	1.0	0	1	0	0	0.3			
at William & Mary	12/05/2021		05:32	0-3	.000	0-1	.000	0-0	.000	1	2	3	1.3	2	0	0	0	0.3			
Bowie St.	12/08/2021		20:00	2-6	.333	0-2	.000	2-5	.400	2	0	2	1.4	0	0	1	0	1.6			
Norfolk St.	12/12/2021		04:00	0-0	.000	0-0	.000	1-2	.500	0	0	0	1.2	0	0	1	0	1.0			
at Appalachian St.	12/18/2021		18:07	2-4	.500	0-0	.000	0-0	.000	0	3	3	1.4	1	2	5	0	1.3			
at UTSA	01/13/2022		12:02	2-6	.333	1-4	.250	0-2	.000	0	1	1	1.4	1	1	0	0	1.6			
at UTEP	01/15/2022		04:40	1-1	1.000	1-1	1.000	0-0	.000	0	0	0	1.3	0	0	0	0	1.8			
Fla. Atlantic	01/17/2022		03:02	0-1	.000	0-1	.000	0-0	.000	0	2	2	1.3	0	2	0	0	1.6			
Rice	01/20/2022		09:15	0-0	.000	0-0	.000	0-0	.000	0	0	0	1.2	1	3	0	0	1.5			
North Texas	01/22/2022		18:45	1-3	.333	1-2	.500	2-2	1.000	0	1	1	1.2	1	2	0	0	1.7			
Charlotte	01/26/2022		07:19	0-1	.000	0-0	.000	0-0	.000	0	0	0	1.1	0	0	0	0	1.6			
at Charlotte	01/29/2022		00:50	0-0	.000	0-0	.000	0-0	.000	0	0	0	1.1	0	0	0	0	1.5			
at Marshall	02/03/2022		08:31	1-1	1.000	0-0	.000	0-0	.000	0	1	1	1.1	1	1	0	0	1.6			
at Western Ky.	02/05/2022		06:24	0-3	.000	0-1	.000	0-0	.000	0	0	0	1.0	1	1	0	0	1.5			
FIU	02/07/2022		06:50	0-0	.000	0-0	.000	0-0	.000	0	3	3	1.1	0	2	3	0	1.4			
at UAB	02/13/2022		06:17	0-0	.000	0-0	.000	0-0	.000	0	1	1	1.1	2	0	0	0	1.3			
Marshall	02/17/2022		05:10	0-0	.000	0-0	.000	0-0	.000	0	0	0	1.0	1	0	0	0	1.3			
Western Ky.	02/19/2022		11:11	0-2	.000	0-1	.000	0-0	.000	0	2	2	1.1	1	1	0	0	1.2			
at Fla. Atlantic	02/24/2022		06:57	1-2	.500	0-0	.000	0-0	.000	0	0	0	1.0	1	0	0	0	1.3			
at FIU	02/26/2022		07:40	0-2	.000	0-0	.000	0-0	.000	0	1	1	1.0	0	0	1	0	1.2			
at Middle Tenn.	03/05/2022		06:42	0-1	.000	0-1	.000	2-2	1.000	0	2	2	1.1	2	0	0	0	1.2			
<b>Totals</b>			<b>0</b>	<b>197:36</b>	<b>11-41</b>	<b>.268</b>	<b>3-15</b>	<b>.200</b>	<b>7-13</b>	<b>.538</b>	<b>4</b>	<b>24</b>	<b>28</b>	<b>1.1</b>	<b>15</b>	<b>13</b>	<b>16</b>	<b>0</b>	<b>12</b>	<b>32</b>	<b>1.2</b>

## CAREER STATISTICS

SEASON	TEAM	Field Goals		3-Point		F-Throws		Rebounds				Scoring								
		GP-GS	MIN/AVG	FG-FGA	FG%	3FG-3FGA	3FG%	FT-FTA	FT%	OFF	DEF	TOT	AVG	PF-FO	A	TO	BLK	STL	PTS	AVG
2020-21	UCR	18-7	319/17.7	23-62	.371	2-8	.250	17-22	.773	5	28	33	1.8	40-1	28	31	1	29	65	3.6
2021-22	ODU	26-0	198/7.6	11-41	.268	3-15	.200	7-13	.538	4	24	28	1.1	15-0	13	16	0	12	32	1.2
<b>TOTAL FOR ODU</b>		<b>26-0</b>	<b>198/7.6</b>	<b>11-41</b>	<b>.268</b>	<b>3-15</b>	<b>.200</b>	<b>7-13</b>	<b>.538</b>	<b>4</b>	<b>24</b>	<b>28</b>	<b>1.1</b>	<b>15-0</b>	<b>13</b>	<b>16</b>	<b>0</b>	<b>12</b>	<b>32</b>	<b>1.2</b>
<b>TOTAL</b>		<b>44-7</b>	<b>516/11.7</b>	<b>34-103</b>	<b>.330</b>	<b>5-23</b>	<b>.217</b>	<b>24-35</b>	<b>.686</b>	<b>9</b>	<b>52</b>	<b>61</b>	<b>1.4</b>	<b>55-1</b>	<b>41</b>	<b>47</b>	<b>1</b>	<b>41</b>	<b>97</b>	<b>2.2</b>



# #1 MARIAH ADAMS

6-0 | SENIOR | GUARD | LITTLE ROCK, ARK. | ESTEM

## PLAYER NOTES

- Top-10 in C-USA in assist-to-turnover ratio (1.76, 2nd), assists per game (4.6, 2nd) and steals per game (2.00, 7th). Ranks 94th nationally in assist-to-turnover ratio and is 65th in DI in assists per game.
- Has 23 assists and nine turnovers in her past four games and 36 assists and 13 turnovers in her last seven games.
- Nearly missed a double-double with 14 points and a personal-best nine assists at Florida Atlantic. Did not commit a turnover in over 35 minutes of action.
- Handed out six assists without committing a turnover at UAB.
- Scored in double figures for the fourth time this season with 11 vs. North Texas. Also matched a career high with seven boards.
- Set a career high with six steals at Temple. Also had nine points and six assists.
- Had one of her finest performances in an ODU uniform vs. Texas Tech. Set or matched career highs with 14 points, seven rebounds, seven assists and four steals while shooting 5-of-9 and 4-for-4 from the foul line.

## CAREER HIGHS

**PTS:** 24, Charlotte - 2/13/21  
**RBS:** 7 (3x), last: North Texas - 1/22/22  
**AST:** 9, Florida Atlantic - 2/24/22  
**STL:** 6, Temple - 12/22/21  
**BLK:** 3, Norfolk State - 11/9/18  
**MIN:** 40, LA Tech - 3/2/22  
**FG:** 6, Florida Atlantic - 2/24/22  
**FGA:** 15, Saint Mary's - 12/22/18  
**3FG:** 3, Saint Mary's - 12/22/18  
**3FGA:** 9, Saint Mary's - 12/22/18  
**FT:** 6, William & Mary - 12/5/19  
**FTA:** 6 (3x), last: Temple - 12/22/21

## SEASON HIGHS

**PTS:** 14 (3x), last: Florida Atlantic - 2/24/22  
**RBS:** 7 (2x), last: North Texas - 1/22/22  
**AST:** 9, Florida Atlantic - 2/24/22  
**STL:** 6, Temple - 12/22/21  
**BLK:** 1 (3x), last: Marshall - 2/17/22  
**MIN:** 40, LA Tech - 3/2/22  
**FG:** 6, Florida Atlantic - 2/24/22  
**FGA:** 12, Middle Tennessee - 3/5/22  
**3FG:** 2 (2x), last: Charlotte - 1/26/22  
**3FGA:** 5, Charlotte - 1/26/22  
**FT:** 5, Temple - 12/22/21  
**FTA:** 6, Temple - 12/22/21

## 2021-22 GAME-BY-GAME

Opponent	Date	GS	MIN	Total		3-Pointers		Free throws		Rebounds				PF	A	TO	BLK	STL	PTS	AVG	
				FG-FGA	PCT	3FG-3FGA	PCT	FT-FTA	PCT	OFF	DEF	TOT	AVG								
South Carolina St.	11/09/2021	*	24:22	4-9	.444	0-2	.000	2-2	1.000	0	1	1	1.0	4	2	1	0	4	10	10.0	
Auburn	11/14/2021	*	24:17	0-4	.000	0-2	.000	0-2	.000	0	2	2	1.5	4	2	4	0	1	0	5.0	
George Washington	11/18/2021	*	35:05	1-7	.143	0-0	.000	0-0	.000	0	3	3	2.0	4	1	2	0	0	2	4.0	
vs Saint Joseph's	11/26/2021		29:07	5-8	.625	2-2	1.000	2-2	1.000	1	4	5	2.8	3	6	2	0	2	14	6.5	
vs Texas Tech	11/27/2021		34:12	5-9	.556	0-1	.000	4-4	1.000	1	6	7	3.6	4	7	1	0	4	14	8.0	
vs Stetson	11/28/2021	*	35:09	3-5	.600	1-1	1.000	2-3	.667	2	2	4	3.7	2	6	3	0	4	9	8.2	
at William & Mary	12/05/2021	*	33:38	1-5	.200	0-3	.000	0-0	.000	1	0	1	3.3	2	2	1	0	3	2	7.3	
Bowie St.	12/08/2021	*	17:56	1-3	.333	0-2	.000	2-2	1.000	0	1	1	3.0	3	2	0	0	0	4	6.9	
Norfolk St.	12/12/2021	*	24:34	0-2	.000	0-1	.000	1-2	.500	0	1	1	2.8	2	6	4	0	1	1	6.2	
at Temple	12/22/2021		31:40	2-8	.250	0-2	.000	5-6	.833	2	0	2	2.7	5	6	7	0	6	9	6.5	
at UTSA	01/13/2022	*	31:19	2-7	.286	0-4	.000	0-0	.000	0	0	0	2.5	2	5	3	0	1	4	6.3	
at UTEP	01/15/2022	*	39:11	4-10	.400	0-1	.000	0-0	.000	1	4	5	2.7	1	3	4	0	4	8	6.4	
Fla. Atlantic	01/17/2022	*	36:58	1-7	.143	0-2	.000	0-0	.000	2	1	3	2.7	1	5	5	0	3	2	6.1	
Rice	01/20/2022	*	31:39	0-7	.000	0-1	.000	2-2	1.000	0	1	1	2.6	2	5	3	0	0	2	5.8	
North Texas	01/22/2022	*	33:54	4-8	.500	0-2	.000	3-4	.750	3	4	7	2.9	4	6	4	0	1	11	6.1	
Charlotte	01/26/2022	*	32:41	4-10	.400	2-5	.400	1-2	.500	0	3	3	2.9	4	5	2	0	2	11	6.4	
at Charlotte	01/29/2022	*	39:10	2-3	.667	1-1	1.000	2-2	1.000	1	5	6	3.1	2	5	1	0	3	7	6.5	
at Marshall	02/03/2022	*	31:29	1-6	.167	0-1	.000	4-4	1.000	0	3	3	3.1	1	3	3	0	1	6	6.4	
at Western Ky.	02/05/2022	*	31:59	2-8	.250	0-2	.000	0-0	.000	1	1	2	3.0	2	5	3	0	2	4	6.3	
FIU	02/07/2022	*	32:22	2-5	.400	0-1	.000	2-2	1.000	0	2	2	3.0	4	2	7	1	3	6	6.3	
Middle Tenn.	02/10/2022	*	32:33	2-6	.333	0-2	.000	0-0	.000	0	0	0	2.8	4	4	2	1	1	4	6.2	
at UAB	02/13/2022	*	33:43	2-7	.286	0-2	.000	1-2	.500	1	3	4	2.9	3	6	0	0	1	5	6.1	
Marshall	02/17/2022	*	30:03	1-3	.333	0-1	.000	0-0	.000	0	3	3	2.9	3	1	1	1	0	2	6.0	
Western Ky.	02/19/2022	*	24:47	0-3	.000	0-0	.000	0-0	.000	0	2	2	2.8	1	6	3	0	4	0	5.7	
at Fla. Atlantic	02/24/2022	*	35:32	6-9	.667	0-1	.000	2-2	1.000	0	5	5	2.9	1	9	0	0	0	14	6.0	
at FIU	02/26/2022	*	32:20	3-7	.429	0-0	.000	4-4	1.000	1	3	4	3.0	1	6	1	0	1	10	6.2	
Louisiana Tech	03/02/2022	*	40:00	2-5	.400	0-0	.000	0-0	.000	0	3	3	3.0	1	7	3	0	2	4	6.1	
at Middle Tenn.	03/05/2022	*	33:19	4-12	.333	0-3	.000	1-2	.500	0	3	3	3.0	3	1	5	0	1	9	6.2	
<b>Totals</b>			<b>25</b>	<b>892:59</b>	<b>64-183</b>	<b>.350</b>	<b>6-45</b>	<b>.133</b>	<b>40-49</b>	<b>.816</b>	<b>17</b>	<b>66</b>	<b>83</b>	<b>3.0</b>	<b>73</b>	<b>124</b>	<b>75</b>	<b>3</b>	<b>55</b>	<b>174</b>	<b>6.2</b>

## CAREER STATISTICS

SEASON	TEAM	Field Goals		3-Point		F-Throws		Rebounds				Scoring								
		GP-GS	MIN/AVG	FG-FGA	FG%	3FG-3FGA	3FG%	FT-FTA	FT%	OFF	DEF	TOT	AVG	PF-FO	A	TO	BLK	STL	PTS	AVG
2018-19	ODU	32-4	741/23.2	52-168	.310	22-90	.244	29-39	.744	19	74	93	2.9	71-1	60	43	7	24	155	4.8
2019-20	ODU	28-2	657/23.5	62-156	.397	13-50	.260	29-39	.744	28	71	99	3.5	52-0	62	52	7	28	166	5.9
2020-21	ODU	24-24	769/32.0	79-203	.389	15-41	.366	29-40	.725	29	70	99	4.1	66-2	96	54	9	30	202	8.4
2021-22	ODU	28-25	893/31.9	64-183	.350	6-45	.133	40-49	.816	17	66	83	3.0	73-1	124	75	3	55	174	6.2
<b>TOTAL</b>		<b>112-55</b>	<b>3060/27.3</b>	<b>257-710</b>	<b>.362</b>	<b>56-226</b>	<b>.248</b>	<b>127-167</b>	<b>.760</b>	<b>93</b>	<b>281</b>	<b>374</b>	<b>3.3</b>	<b>262-4</b>	<b>342</b>	<b>224</b>	<b>26</b>	<b>137</b>	<b>697</b>	<b>6.2</b>



# #2 IGGY ALLEN

5-11 | GRADUATE | GUARD | POMPANO BEACH, FLA. | DILLARD | FLORIDA ATLANTIC

## PLAYER NOTES

- A First Team All-Conference USA honoree.
- 2x Conference USA Player of the Week this season (Nov. 15, Feb. 14).
- Scored the 1,000th point of her career vs. LA Tech. Now has 1,009 total points.
- Scored 20 vs. LA Tech for her eighth 20-point game of the season.
- Ranks third in C-USA in double-doubles (seven) and seventh in rebounds per game (7.5) and points per game (15.1).
- Hit a season high with 29 points at UAB. Set a career high with six made 3-pointers.
- Recorded a fifth double-double in a seven-game span with 20 points and 13 rebounds vs. Rice.
- Set a new season high with 23 points at Appalachian State. Made 10 of 15 shots, including 3-of-4 from deep.
- Matched her season high with 15 boards vs. NSU. Chipped in 15 points for her 2nd double-double of the year.
- Set a career high with seven assists vs. Stetson, also had three steals and three treys.

## CAREER HIGHS

- PTS:** 35, WKU - 2/5/21\*
  - RBS:** 18, Southern Miss - 2/26/21\*
  - AST:** 7, Stetson - 11/28/21
  - STL:** 6, Old Dominion - 1/9/21\*
  - BLK:** 3, WKU - 2/5/21\*
  - MIN:** 39, Auburn - 11/14/21
  - FG:** 14, WKU - 2/5/21\*
  - FGA:** 25 (4x), last: UAB - 3/10/21\*
  - 3FG:** 6, UAB - 2/12/22
  - 3FGA:** 12, WKU - 2/5/22
  - FT:** 9 (3x), last: Middle Tennessee - 2/10/22
  - FTA:** 12, Middle Tennessee - 2/10/22
- \*at previous school

## SEASON HIGHS


- PTS:** 29, UAB - 2/12/22
- RBS:** 15 (2x), last: Norfolk State - 12/12/21
- AST:** 7, Stetson - 11/28/21
- STL:** 4, FIU - 2/26/22
- BLK:** 1 (5x), last: Middle Tennessee - 2/10/22
- MIN:** 39, Auburn - 11/14/21
- FG:** 11, UAB - 2/12/22
- FGA:** 24, Charlotte - 1/26/22
- 3FG:** 6, UAB - 2/12/22
- 3FGA:** 12, WKU - 2/5/22
- FT:** 9 (2x), last: Middle Tennessee - 2/10/22
- FTA:** 12, Middle Tennessee - 2/10/22

## 2021-22 GAME-BY-GAME

Opponent	Date	GS	MIN	Total		3-Pointers		Free throws		Rebounds				PF	A	TO	BLK	STL	PTS	AVG
				FG-FGA	PCT	3FG-3FGA	PCT	FT-FTA	PCT	OFF	DEF	TOT	AVG							
South Carolina St.	11/09/2021	*	22:23	6-13	.462	2-2	1.000	1-2	.500	3	4	7	7.0	2	1	0	0	3	15	15.0
Auburn	11/14/2021	*	38:21	7-17	.412	3-6	.500	4-6	.667	5	10	15	11.0	3	1	2	0	2	21	18.0
George Washington	11/18/2021	*	31:31	3-13	.231	1-3	.333	2-3	.667	1	7	8	10.0	1	2	0	1	1	9	15.0
at VCU	11/21/2021	*	36:56	3-14	.214	0-5	.000	0-1	.000	0	4	4	8.5	4	0	1	0	2	6	12.8
vs Saint Joseph's	11/26/2021	*	17:53	6-8	.750	3-4	.750	0-0	.000	1	3	4	7.6	4	0	1	0	0	15	13.2
vs Texas Tech	11/27/2021	*	32:13	5-14	.357	2-5	.400	0-0	.000	2	6	8	7.7	2	1	2	0	0	12	13.0
vs Stetson	11/28/2021	*	34:02	6-17	.353	3-8	.375	1-2	.500	3	3	6	7.4	1	7	0	0	3	16	13.4
at William & Mary	12/05/2021	*	31:35	7-14	.500	2-3	.667	0-0	.000	0	8	8	7.5	3	4	5	0	3	16	13.8
Bowie St.	12/08/2021	*	16:42	1-10	.100	0-4	.000	0-1	.000	1	4	5	7.2	0	2	2	0	1	2	12.4
Norfolk St.	12/12/2021	*	26:17	4-11	.364	0-4	.000	7-9	.778	6	9	15	8.0	1	2	4	0	1	15	12.7
at Appalachian St.	12/18/2021	*	23:13	10-15	.667	3-4	.750	0-0	.000	0	8	8	8.0	2	2	1	0	1	23	13.6
at Temple	12/22/2021	*	37:12	6-19	.316	1-4	.250	9-9	1.000	8	4	12	8.3	3	1	2	1	3	22	14.3
at UTSA	01/13/2022	*	33:42	8-17	.471	0-3	.000	3-4	.750	0	10	10	8.5	1	1	1	0	3	19	14.7
at UTEP	01/15/2022	*	29:24	4-12	.333	0-4	.000	1-1	1.000	0	5	5	8.2	3	2	2	0	1	9	14.3
Fla. Atlantic	01/17/2022	*	34:32	5-20	.250	0-6	.000	3-6	.500	6	6	12	8.5	2	1	2	0	3	13	14.2
Rice	01/20/2022	*	31:59	7-17	.412	2-6	.333	4-4	1.000	7	6	13	8.8	3	0	3	0	1	20	14.6
North Texas	01/22/2022	*	25:46	5-16	.313	0-6	.000	3-4	.750	2	4	6	8.6	4	0	1	0	1	13	14.5
Charlotte	01/26/2022	*	34:19	6-24	.250	0-4	.000	2-3	.667	2	4	6	8.4	4	1	2	0	2	14	14.4
at Charlotte	01/29/2022	*	34:48	3-14	.214	2-7	.286	3-4	.750	3	0	3	8.2	3	2	4	0	1	11	14.3
at Marshall	02/03/2022	*	25:40	3-13	.231	1-7	.143	1-2	.500	2	5	7	8.1	2	1	1	0	1	8	14.0
at Western Ky.	02/05/2022	*	37:52	8-18	.444	4-12	.333	2-2	1.000	3	5	8	8.1	4	1	3	1	2	22	14.3
FIU	02/07/2022	*	29:28	5-11	.455	2-4	.500	2-2	1.000	3	2	5	8.0	3	3	3	1	1	14	14.3
Middle Tenn.	02/10/2022	*	32:48	2-12	.167	0-2	.000	9-12	.750	5	4	9	8.0	1	2	1	1	1	13	14.3
at UAB	02/13/2022	*	33:12	11-18	.611	6-9	.667	1-1	1.000	0	1	1	7.7	2	1	2	0	0	29	14.9
Marshall	02/17/2022	*	35:12	1-16	.063	1-8	.125	1-4	.250	1	4	5	7.6	3	2	1	0	2	4	14.4
Western Ky.	02/19/2022	*	31:05	5-15	.333	2-7	.286	4-4	1.000	4	10	14	7.8	2	0	1	0	0	16	14.5
at Fla. Atlantic	02/24/2022	*	35:47	8-15	.533	3-7	.429	0-0	.000	1	6	7	7.8	1	3	4	0	2	19	14.7
at FIU	02/26/2022	*	26:17	7-12	.583	2-4	.500	7-8	.875	2	2	4	7.7	4	2	3	0	4	23	15.0
Louisiana Tech	03/02/2022	*	34:16	7-16	.438	2-3	.667	4-4	1.000	0	2	2	7.5	4	1	4	0	3	20	15.1
at Middle Tenn.	03/05/2022	*	37:44	1-11	.091	0-3	.000	3-6	.500	2	6	8	7.5	3	2	2	0	0	5	14.8
<b>Totals</b>			<b>30</b>	<b>932:08</b>	<b>.362</b>	<b>47-154</b>	<b>.305</b>	<b>77-104</b>	<b>.740</b>	<b>73</b>	<b>152</b>	<b>225</b>	<b>7.5</b>	<b>75</b>	<b>48</b>	<b>60</b>	<b>5</b>	<b>48</b>	<b>444</b>	<b>14.8</b>

## CAREER STATISTICS

SEASON	TEAM	GP-GS	MIN/AVG	Field Goals		3-Point		F-Throws		Rebounds				Scoring						
				FG-FGA	FG%	3FG-3FGA	3FG%	FT-FTA	FT%	OFF	DEF	TOT	AVG	PF-FO	A	TO	BLK	STL	PTS	AVG
2016-17	MSU	20-0	111/5.6	22-46	.478	0-1	.000	9-14	.643	8	9	17	0.9	13-0	9	16	0	8	53	2.7
2019-20	Miami	12-0	109/9.1	9-27	.333	1-4	.250	4-8	.500	11	7	18	1.5	15-0	5	13	0	6	23	1.9
2020-21	FAU	22-22	717/32.6	186-427	.436	50-129	.388	67-96	.698	62	178	240	10.9	81-5	53	88	6	49	489	22.2
2021-22	ODU	30-30	932/31.1	160-442	.362	47-154	.305	77-104	.740	73	152	225	7.5	75-0	48	60	5	48	444	14.8
<b>TOTAL FOR ODU</b>		<b>30-30</b>	<b>932/31.1</b>	<b>160-442</b>	<b>.362</b>	<b>47-154</b>	<b>.305</b>	<b>77-104</b>	<b>.740</b>	<b>73</b>	<b>152</b>	<b>225</b>	<b>7.5</b>	<b>75-0</b>	<b>48</b>	<b>60</b>	<b>5</b>	<b>48</b>	<b>444</b>	<b>14.8</b>
<b>TOTAL</b>		<b>84-52</b>	<b>1869/22.2</b>	<b>377-942</b>	<b>.400</b>	<b>98-288</b>	<b>.340</b>	<b>157-222</b>	<b>.707</b>	<b>154</b>	<b>346</b>	<b>500</b>	<b>6.0</b>	<b>184-5</b>	<b>115</b>	<b>177</b>	<b>11</b>	<b>111</b>	<b>1009</b>	<b>12.0</b>



# #3 TALEAH WASHINGTON

5-7 | JUNIOR | GUARD | DISTRICT HEIGHTS, MD. | FORESTVILLE | SYRACUSE

## PLAYER NOTES

- Played in her 50th career game at Appalachian State. Also made the first start of her three-year career.
- Set a new career high with 12 points vs. Norfolk State, going 3-of-5 from deep. Also a personal best in made treys.
- Matched her season high with six points and handed out a personal-best five assists vs. Bowie State.
- Set a new career high with two blocks vs. Auburn.
- Made her ODU debut vs. S.C. State and scored six points. Made a career-high four free throws and matched a personal-best with five attempts from the line.
- A two-year player at Syracuse. Reached the Round of 32 in the 2021 NCAA Tournament. A member of the SAAC Equity Group.

## CAREER HIGHS

PTS: 12, Norfolk State - 12/12/21  
 RBS: 4 (2x), last: UMBC - 12/8/19\*  
 AST: 5, Bowie State - 12/8/21  
 STL: 2 (2x), last: Norfolk State - 12/12/21  
 BLK: 2, Auburn - 11/14/21  
 MIN: 25, Appalachian State - 12/18/21  
 FG: 4 (4x), last: Norfolk State - 12/12/21  
 FGA: 11, UMES - 11/12/19\*  
 3FG: 3, Norfolk State - 12/12/21  
 3FGA: 8, UMES - 11/12/19\*  
 FT: 4, S.C. State - 11/9/21  
 FTA: 5 (2x), last: S.C. State - 11/9/21  
 \*at previous school

## 2021-22 GAME-BY-GAME


Opponent	Date	GS	MIN	Total		3-Pointers		Free throws		Rebounds				PF A TO BLK STL PTS AVG						
				FG-FGA	PCT	3FG-3FGA	PCT	FT-FTA	PCT	OFF	DEF	TOT	AVG	PF	A	TO	BLK	STL	PTS	AVG
South Carolina St.	11/09/2021		13:27	1-5	.200	0-1	.000	4-5	.800	0	2	2	2.0	1	1	3	1	1	6	6.0
Auburn	11/14/2021		08:16	0-1	.000	0-0	.000	0-0	.000	0	2	2	2.0	0	0	2	2	0	0	3.0
George Washington	11/18/2021		05:35	0-2	.000	0-2	.000	0-0	.000	1	1	2	2.0	1	0	1	0	0	0	2.0
at VCU	11/21/2021		12:21	2-4	.500	0-2	.000	0-2	.000	0	1	1	1.8	0	1	1	0	0	4	2.5
at William & Mary	12/05/2021		03:09	1-2	.500	1-2	.500	0-0	.000	0	0	0	1.4	0	0	1	0	0	3	2.6
Bowie St.	12/08/2021		17:19	2-6	.333	2-5	.400	0-0	.000	0	0	0	1.2	0	5	0	0	0	6	3.2
Norfolk St.	12/12/2021		15:15	4-6	.667	3-5	.600	1-2	.500	0	0	0	1.0	1	3	4	0	2	12	4.4
at Appalachian St.	12/18/2021	*	24:47	2-7	.286	1-4	.250	1-1	1.000	0	1	1	1.0	2	0	3	0	1	6	4.6
at Temple	12/22/2021	*	15:43	0-3	.000	0-2	.000	0-0	.000	0	1	1	1.0	1	0	0	0	0	0	4.1
<b>Totals</b>		<b>2</b>	<b>115:51</b>	<b>12-36</b>	<b>.333</b>	<b>7-23</b>	<b>.304</b>	<b>6-10</b>	<b>.600</b>	<b>1</b>	<b>8</b>	<b>9</b>	<b>1.0</b>	<b>6</b>	<b>10</b>	<b>15</b>	<b>3</b>	<b>4</b>	<b>37</b>	<b>4.1</b>

## SEASON HIGHS

PTS: 12, Norfolk State - 12/12/21  
 RBS: 2 (3x), last: George Washington - 11/18/21  
 AST: 5, Bowie State - 12/8/21  
 STL: 2, Norfolk State - 12/12/21  
 BLK: 2, Auburn - 11/14/21  
 MIN: 25, Appalachian State - 12/18/21  
 FG: 4, Norfolk State - 12/12/21  
 FGA: 7, Appalachian State - 12/18/21  
 3FG: 3, Norfolk State - 12/12/21  
 3FGA: 5 (2x), last: Norfolk State - 12/12/21  
 FT: 4, S.C. State - 11/9/21  
 FTA: 5, S.C. State - 11/9/21

## CAREER STATISTICS

SEASON	TEAM	GP-GS	MIN/AVG	Field Goals		3-Point		F-Throws		Rebounds				Scoring						
				FG-FGA	FG%	3FG-3FGA	3FG%	FT-FTA	FT%	OFF	DEF	TOT	AVG	PF	FO	A	TO	BLK	STL	PTS
2019-20	Syr	29-0	310/10.7	33-109	.303	16-66	.242	10-18	.556	13	13	26	0.9	31-1	12	20	1	7	92	3.2
2020-21	Syr	13-0	146/11.3	8-31	.258	3-21	.143	2-2	1.000	3	10	13	1.0	8-0	4	9	0	3	21	1.6
2021-22	ODU	9-2	116/12.9	12-36	.333	7-23	.304	6-10	.600	1	8	9	1.0	6-0	10	15	3	4	37	4.1
<b>TOTAL FOR ODU</b>		<b>9-2</b>	<b>116/12.9</b>	<b>12-36</b>	<b>.333</b>	<b>7-23</b>	<b>.304</b>	<b>6-10</b>	<b>.600</b>	<b>1</b>	<b>8</b>	<b>9</b>	<b>1.0</b>	<b>6-0</b>	<b>10</b>	<b>15</b>	<b>3</b>	<b>4</b>	<b>37</b>	<b>4.1</b>
<b>TOTAL</b>		<b>51-2</b>	<b>572/11.2</b>	<b>53-176</b>	<b>.301</b>	<b>26-110</b>	<b>.236</b>	<b>18-30</b>	<b>.600</b>	<b>17</b>	<b>31</b>	<b>48</b>	<b>0.9</b>	<b>45-1</b>	<b>26</b>	<b>44</b>	<b>4</b>	<b>14</b>	<b>150</b>	<b>2.9</b>



# #4 AZIAH HUDSON

5-6 | SENIOR | GUARD | BALDWIN, N.Y. | BALDWIN

## PLAYER NOTES

- Averaging 12.2 points per game in her last five games while shooting 10-of-18 (.555) from deep. Hit three treys vs. LA Tech.
- Grabbed a career-high six rebounds at Middle Tennessee.
- Sank four 3-pointers and scored 16 points in a road win at Florida Atlantic.
- Set the game high and fell one shy of her career high with 22 points vs. WKU on Senior Day. Made a season-best four 3-pointers and shot 8-of-9 from the field. Added three steals as well. Has six games with multiple treys this season.
- Scored 12 points with two 3-pointers and a 4-of-4 showing from the foul line at Marshall.
- Had season highs of three rebounds and three assists at Appalachian State.
- Scored a season-high eight points vs. Texas Tech. Made her first two 3-pointers of the season vs. the Lady Raiders, both in the fourth quarter to end TTU's comeback bid. Her first trey ended an 8-0 run and restored ODU's double-digit lead.

## CAREER HIGHS

**PTS:** 23, Marshall - 2/6/21  
**RBS:** 6, Middle Tennessee - 3/5/22  
**AST:** 6, WKU - 3/9/21  
**STL:** 4, Florida Atlantic - 2/26/20  
**BLK:** 2 (2x), last: Florida Atlantic - 1/8/21  
**MIN:** 46, Charlotte - 2/10/21  
**FG:** 8 (2x), last: WKU - 2/19/22  
**FGA:** 16, FIU - 1/1/21  
**3FG:** 6, LA Tech - 2/1/20  
**3FGA:** 14, Marshall - 3/2/19  
**FT:** 7, Campbell - 11/6/18  
**FTA:** 7, Campbell - 11/6/18

## 2021-22 GAME-BY-GAME

Opponent	Date	GS	MIN	Total		3-Pointers		Free throws		Rebounds				PF	A	TO	BLK	STL	PTS	AVG
				FG-FGA	PCT	3FG-3FGA	PCT	FT-FTA	PCT	OFF	DEF	TOT	AVG							
South Carolina St.	11/09/2021		18:26	1-5	.200	0-4	.000	0-2	.000	0	0	0	0.0	1	1	1	0	1	2	2.0
Auburn	11/14/2021		16:24	0-4	.000	0-3	.000	2-2	1.000	0	0	0	0.0	1	0	0	0	2	2	2.0
George Washington	11/18/2021		16:05	0-2	.000	0-2	.000	0-0	.000	1	0	1	0.3	0	0	0	0	1	0	1.3
at VCU	11/21/2021		19:04	0-3	.000	0-2	.000	3-5	.600	0	0	0	0.3	3	0	1	0	1	3	1.8
vs Saint Joseph's	11/26/2021		17:27	0-6	.000	0-5	.000	0-0	.000	1	0	1	0.4	0	2	0	0	0	0	1.4
vs Texas Tech	11/27/2021		27:04	3-6	.500	2-4	.500	0-1	.000	0	0	0	0.3	0	0	0	0	0	8	2.5
vs Stetson	11/28/2021		06:04	0-2	.000	0-1	.000	0-0	.000	0	0	0	0.3	3	1	1	0	1	0	2.1
at William & Mary	12/05/2021		12:38	1-3	.333	1-2	.500	0-0	.000	0	1	1	0.4	2	0	1	0	0	3	2.3
Bowie St.	12/08/2021		12:08	3-6	.500	2-5	.400	0-0	.000	0	1	1	0.4	0	0	1	0	2	8	2.9
Norfolk St.	12/12/2021		20:27	2-4	.500	2-4	.500	0-0	.000	0	0	0	0.4	1	0	1	0	2	6	3.2
at Appalachian St.	12/18/2021		21:44	2-4	.500	0-0	.000	1-1	1.000	0	3	3	0.6	1	3	0	0	2	5	3.4
at Temple	12/22/2021		13:08	1-2	.500	1-2	.500	0-0	.000	0	0	0	0.6	0	0	0	0	2	3	3.3
at UTSA	01/13/2022		17:56	0-6	.000	0-6	.000	0-0	.000	0	0	0	0.5	1	0	0	0	0	0	3.1
at UTEP	01/15/2022		16:17	1-3	.333	0-2	.000	0-0	.000	0	0	0	0.5	1	0	0	0	1	2	3.0
Fla. Atlantic	01/17/2022		13:53	1-6	.167	1-4	.250	0-0	.000	2	1	3	0.7	1	0	1	0	0	3	3.0
Rice	01/20/2022		16:27	1-3	.333	1-3	.333	0-0	.000	0	0	0	0.6	2	1	0	0	0	3	3.0
North Texas	01/22/2022		21:40	1-7	.143	1-6	.167	1-2	.500	1	0	1	0.6	1	0	1	0	0	4	3.1
Charlotte	01/26/2022		06:25	0-0	.000	0-0	.000	0-0	.000	0	0	0	0.6	1	0	0	0	0	0	2.9
at Charlotte	01/29/2022		07:18	2-3	.667	2-2	1.000	0-0	.000	0	0	0	0.6	1	0	0	0	0	6	3.1
at Marshall	02/03/2022		16:32	3-6	.500	2-4	.500	4-4	1.000	0	2	2	0.7	1	0	2	0	1	12	3.5
at Western Ky.	02/05/2022		22:18	2-7	.286	1-5	.200	1-2	.500	1	1	2	0.7	3	1	3	0	0	6	3.6
FIU	02/07/2022		17:35	2-7	.286	1-3	.333	0-0	.000	0	1	1	0.7	0	2	0	0	0	5	3.7
Middle Tenn.	02/10/2022		19:37	2-2	1.000	1-1	1.000	2-3	.667	0	0	0	0.7	0	1	0	0	1	7	3.8
at UAB	02/13/2022		17:17	2-3	.667	1-2	.500	0-0	.000	0	1	1	0.7	3	0	2	0	1	5	3.9
Marshall	02/17/2022		16:41	1-3	.333	1-2	.500	4-4	1.000	2	0	2	0.8	0	1	1	1	1	7	4.0
Western Ky.	02/19/2022	*	24:58	8-9	.889	4-5	.800	2-2	1.000	0	1	1	0.8	4	0	0	0	3	22	4.7
at Fla. Atlantic	02/24/2022	*	25:01	6-9	.667	4-6	.667	0-0	.000	0	0	0	0.7	2	0	1	0	1	16	5.1
at FIU	02/26/2022	*	24:39	2-7	.286	0-4	.000	2-2	1.000	0	2	2	0.8	3	1	0	0	0	6	5.1
Louisiana Tech	03/02/2022	*	27:37	4-7	.571	3-6	.500	0-0	.000	0	1	1	0.8	0	0	0	0	0	11	5.3
at Middle Tenn.	03/05/2022	*	35:33	2-3	.667	1-2	.500	1-3	.333	3	3	6	1.0	1	1	0	0	1	6	5.4
<b>Totals</b>			<b>5 548:23</b>	<b>53-138</b>	<b>.384</b>	<b>32-97</b>	<b>.330</b>	<b>23-33</b>	<b>.697</b>	<b>11</b>	<b>18</b>	<b>29</b>	<b>1.0</b>	<b>37</b>	<b>15</b>	<b>17</b>	<b>1</b>	<b>24</b>	<b>161</b>	<b>5.4</b>

## CAREER STATISTICS

SEASON	TEAM	GP-GS	MIN/AVG	Field Goals		3-Point		F-Throws		Rebounds				Scoring						
				FG-FGA	FG%	3FG-3FGA	3FG%	FT-FTA	FT%	OFF	DEF	TOT	AVG	PF-FO	A	TO	BLK	STL	PTS	AVG
2018-19	ODU	32-12	819/25.6	87-249	.349	55-181	.304	41-59	.695	6	29	35	1.1	46-0	21	36	5	24	270	8.4
2019-20	ODU	30-2	645/21.5	66-183	.361	48-141	.340	16-18	.889	7	22	29	1.0	37-0	24	12	1	13	196	6.5
2020-21	ODU	23-7	663/28.8	66-166	.398	31-98	.316	29-37	.784	16	24	40	1.7	40-1	24	17	3	16	192	8.3
2021-22	ODU	30-5	548/18.3	53-138	.384	32-97	.330	23-33	.697	11	18	29	1.0	37-0	15	17	1	24	161	5.4
<b>TOTAL</b>		<b>115-26</b>	<b>2675/23.3</b>	<b>272-736</b>	<b>.370</b>	<b>166-517</b>	<b>.321</b>	<b>109-147</b>	<b>.741</b>	<b>40</b>	<b>93</b>	<b>133</b>	<b>1.2</b>	<b>160-1</b>	<b>84</b>	<b>82</b>	<b>10</b>	<b>77</b>	<b>819</b>	<b>7.1</b>





# #5 ASHANTI BARNES-WILLIAMS

6-1 | FRESHMAN | FORWARD | NORFOLK, VA. | LAKE TAYLOR

## PLAYER NOTES

- Set season highs in points (eight), rebounds (five) and minutes (19) at Florida Atlantic. Was 3-of-4 from the field and 2-of-3 at the foul line.
- Grabbed a season-high four rebounds at home vs. WKU. Also shot 2-of-4 from the field for four points.
- Made her only shot of the night and had two points, one block and one steal vs. FIU.
- Set season highs with six points, three rebounds and one block vs. Bowie State. Also played a season-high 17 minutes, shooting 3-of-6 from the floor.
- Made her collegiate debut against S.C. State. Filled the box score with five points, two rebounds, two assists and two steals. Played 13 minutes, the most among the Monarchs' five freshmen.
- A top-150 recruit by ProspectsNation.com. Won a 4A state title with Lake Taylor in Norfolk. 4A All-State in 2020 and a former first team all-region and second team all-Tidewater honoree.

## CAREER HIGHS

**PTS:** 8, Florida Atlantic - 2/24/22  
**RBS:** 5, Florida Atlantic - 2/24/22  
**AST:** 2, S.C. State - 11/9/21  
**STL:** 2, S.C. State - 11/9/21  
**BLK:** 1 (2x), last: UAB - 2/12/22  
**MIN:** 19, Florida Atlantic - 2/24/22  
**FG:** 3 (3x), last: LA Tech - 3/2/22  
**FGA:** 6, Bowie State - 12/8/21  
**3FG:** ---  
**3FGA:** 2, S.C. State - 11/9/21  
**FT:** 3, S.C. State - 11/9/21  
**FTA:** 5, S.C. State - 11/9/21

## SEASON HIGHS

**PTS:** 8, Florida Atlantic - 2/24/22  
**RBS:** 5, Florida Atlantic - 2/24/22  
**AST:** 2, S.C. State - 11/9/21  
**STL:** 2, S.C. State - 11/9/21  
**BLK:** 1 (2x), last: UAB - 2/12/22  
**MIN:** 19, Florida Atlantic - 2/24/22  
**FG:** 3 (3x), last: LA Tech - 3/2/22  
**FGA:** 6, Bowie State - 12/8/21  
**3FG:** ---  
**3FGA:** 2, S.C. State - 11/9/21  
**FT:** 3, S.C. State - 11/9/21  
**FTA:** 5, S.C. State - 11/9/21

## 2021-22 GAME-BY-GAME

Opponent	Date	GS	MIN	Total		3-Pointers		Free throws		Rebounds				PF	A	TO	BLK	STL	PTS	AVG
				FG-FGA	PCT	3FG-3FGA	PCT	FT-FTA	PCT	OFF	DEF	TOT	AVG							
South Carolina St.	11/09/2021		13:42	1-4	.250	0-2	.000	3-5	.600	1	1	2	2.0	4	2	1	0	2	5	5.0
Auburn	11/14/2021		00:53	0-0	.000	0-0	.000	0-0	.000	0	0	0	1.0	1	0	0	0	0	0	2.5
at VCU	11/21/2021		01:30	0-0	.000	0-0	.000	0-0	.000	0	0	0	0.7	0	0	0	0	0	0	1.7
vs Saint Joseph's	11/26/2021		02:47	0-1	.000	0-0	.000	0-0	.000	0	0	0	0.5	0	0	0	0	0	0	1.3
vs Stetson	11/28/2021		04:00	0-2	.000	0-0	.000	0-0	.000	0	0	0	0.4	2	0	1	0	0	0	1.0
Bowie St.	12/08/2021		17:17	3-6	.500	0-0	.000	0-0	.000	2	1	3	0.8	2	0	1	1	0	6	1.8
Norfolk St.	12/12/2021		05:49	0-1	.000	0-0	.000	0-0	.000	0	1	1	0.9	0	1	0	0	1	0	1.6
at Western Ky.	02/05/2022		01:28	0-0	.000	0-0	.000	0-0	.000	0	0	0	0.8	0	0	0	0	0	0	1.4
FIU	02/07/2022		03:09	1-1	1.000	0-0	.000	0-0	.000	1	0	1	0.8	0	0	0	0	1	2	1.4
Middle Tenn.	02/10/2022		07:49	1-4	.250	0-1	.000	0-0	.000	1	1	2	0.9	1	1	0	0	0	2	1.5
at UAB	02/13/2022		07:19	0-2	.000	0-0	.000	0-0	.000	1	0	1	0.9	1	0	1	1	0	0	1.4
Marshall	02/17/2022		07:49	0-1	.000	0-0	.000	0-0	.000	0	2	2	1.0	0	0	1	0	0	0	1.3
Western Ky.	02/19/2022		08:02	2-4	.500	0-0	.000	0-0	.000	3	1	4	1.2	4	1	0	0	0	4	1.5
at Fla. Atlantic	02/24/2022		19:40	3-4	.750	0-0	.000	2-3	.667	3	2	5	1.5	2	1	2	0	0	8	1.9
at FIU	02/26/2022		03:08	0-1	.000	0-0	.000	0-0	.000	0	0	0	1.4	0	0	1	0	0	0	1.8
Louisiana Tech	03/02/2022		12:49	3-3	1.000	0-0	.000	0-0	.000	2	2	4	1.6	2	0	1	0	0	6	2.1
at Middle Tenn.	03/05/2022		12:14	1-5	.200	0-0	.000	1-2	.500	3	1	4	1.7	0	1	1	0	0	3	2.1
<b>Totals</b>		<b>0</b>	<b>129:25</b>	<b>15-39</b>	<b>.385</b>	<b>0-3</b>	<b>.000</b>	<b>6-10</b>	<b>.600</b>	<b>17</b>	<b>12</b>	<b>29</b>	<b>1.7</b>	<b>19</b>	<b>7</b>	<b>10</b>	<b>2</b>	<b>4</b>	<b>36</b>	<b>2.1</b>

## CAREER STATISTICS

SEASON	TEAM	GP-GS	MIN/AVG	Field Goals		3-Point		F-Throws		Rebounds				Scoring						
				FG-FGA	FG%	3FG-3FGA	3FG%	FT-FTA	FT%	OFF	DEF	TOT	AVG	PF-FO	A	TO	BLK	STL	PTS	AVG
2021-22	ODU	17-0	129/7.6	15-39	.385	0-3	.000	6-10	.600	17	12	29	1.7	19-0	7	10	2	4	36	2.1
<b>TOTAL</b>		<b>17-0</b>	<b>129/7.6</b>	<b>15-39</b>	<b>.385</b>	<b>0-3</b>	<b>.000</b>	<b>6-10</b>	<b>.600</b>	<b>17</b>	<b>12</b>	<b>29</b>	<b>1.7</b>	<b>19-0</b>	<b>7</b>	<b>10</b>	<b>2</b>	<b>4</b>	<b>36</b>	<b>2.1</b>



# #11 KAYE CLARK

5-7 | JUNIOR | GUARD | MILWAUKEE, WISC. | RUFUS KING | TRINITY VALLEY

## PLAYER NOTES

- Set a season high with six rebounds at Marshall. Also matched a personal best with two blocks.
- Has multiple steals in 13 games, including a trio of four-steal outings.
- Came off the bench to score a personal-best 15 points vs. Stetson. Made six of her nine shots, including a pair of 3-pointers, and had three steals. Played a season-high 37 minutes.
- Had seven points vs. Saint Joseph's. Scored the last five points of the first half for the Monarchs. Set season highs in minutes (33) and assists (three) vs. the Hawks.
- A Second Team NJCAA All-American in 2021. Averaged 14.2 points, 5.5 rebounds and 4.3 assists on .534 shooting that season. Guided Trinity Valley to a 22-3 record and the NJCAA title game.

## CAREER HIGHS

**PTS:** 15, Stetson - 11/28/21  
**RBS:** 6, Marshall - 2/3/22  
**AST:** 4 (2x), last: Norfolk State - 12/12/21  
**STL:** 4 (3x), last: Norfolk State - 12/12/21  
**BLK:** 2 (2x), last: Marshall - 2/3/22  
**MIN:** 37, Stetson - 11/28/21  
**FG:** 6, Stetson - 11/28/21  
**FGA:** 9, Stetson - 11/28/21  
**3FG:** 2 (3x), last: UAB - 2/12/22  
**3FGA:** 4, WKU - 2/5/22  
**FT:** 2 (5x), last: WKU - 2/19/22  
**FTA:** 4 (2x), last: FIU - 2/7/22

## SEASON HIGHS


**PTS:** 15, Stetson - 11/28/21  
**RBS:** 6, Marshall - 2/3/22  
**AST:** 4 (2x), last: Norfolk State - 12/12/21  
**STL:** 4 (3x), last: Norfolk State - 12/12/21  
**BLK:** 2 (3x), last: Florida Atlantic - 2/24/22  
**MIN:** 37, Stetson - 11/28/21  
**FG:** 6, Stetson - 11/28/21  
**FGA:** 9, Stetson - 11/28/21  
**3FG:** 2 (3x), last: UAB - 2/12/22  
**3FGA:** 4, WKU - 2/5/22  
**FT:** 2 (5x), last: Florida Atlantic - 1/17/22  
**FTA:** 4 (2x), last: FIU - 2/7/22

## 2021-22 GAME-BY-GAME

Opponent	Date	GS	MIN	Total		3-Pointers		Free throws		Rebounds				PF	A	TO	BLK	STL	PTS	AVG	
				FG-FGA	PCT	3FG-3FGA	PCT	FT-FTA	PCT	OFF	DEF	TOT	AVG								
South Carolina St.	11/09/2021	*	22:10	4-8	.500	2-3	.667	1-2	.500	4	1	5	5.0	2	1	3	1	4	11	11.0	
Auburn	11/14/2021	*	26:26	0-1	.000	0-1	.000	2-2	1.000	0	0	0	2.5	3	1	1	0	1	2	6.5	
George Washington	11/18/2021	*	29:59	3-8	.375	0-3	.000	0-0	.000	0	3	3	2.7	1	2	1	2	3	6	6.3	
at VCU	11/21/2021	*	24:56	3-7	.429	0-1	.000	0-0	.000	2	3	5	3.3	3	2	3	0	2	6	6.3	
vs Saint Joseph's	11/26/2021	*	33:36	3-5	.600	1-2	.500	0-0	.000	2	1	3	3.2	1	3	0	1	1	7	6.4	
vs Texas Tech	11/27/2021	*	21:02	0-4	.000	0-0	.000	0-0	.000	4	1	5	3.5	5	3	3	1	2	0	5.3	
vs Stetson	11/28/2021		37:16	6-9	.667	2-3	.667	1-4	.250	0	2	2	3.3	3	2	2	0	3	15	6.7	
at William & Mary	12/05/2021	*	29:26	3-7	.429	0-2	.000	2-2	1.000	2	1	3	3.3	1	4	2	0	4	8	6.9	
Bowie St.	12/08/2021	*	13:24	1-3	.333	0-1	.000	0-0	.000	1	1	2	3.1	2	1	3	0	3	2	6.3	
Norfolk St.	12/12/2021	*	23:16	1-5	.200	1-3	.333	0-0	.000	0	2	2	3.0	3	4	3	0	4	3	6.0	
at Appalachian St.	12/18/2021	*	23:46	3-3	1.000	1-1	1.000	0-0	.000	0	3	3	3.0	1	3	1	0	2	7	6.1	
at Temple	12/22/2021	*	24:47	2-5	.400	0-1	.000	1-2	.500	1	2	3	3.0	3	1	3	0	1	5	6.0	
at UTSA	01/13/2022	*	25:01	1-3	.333	1-2	.500	2-2	1.000	0	0	0	2.8	2	0	5	0	1	5	5.9	
at UTEP	01/15/2022	*	21:42	3-6	.500	1-3	.333	0-0	.000	1	0	1	2.6	4	0	4	0	1	7	6.0	
Fla. Atlantic	01/17/2022		20:20	3-8	.375	0-2	.000	2-3	.667	2	1	3	2.7	2	0	1	1	1	8	6.1	
Rice	01/20/2022		22:09	1-5	.200	0-1	.000	1-2	.500	1	1	2	2.6	2	2	0	0	0	3	5.9	
North Texas	01/22/2022		08:59	0-2	.000	0-1	.000	0-0	.000	0	0	0	2.5	3	1	1	0	0	0	5.6	
Charlotte	01/26/2022		20:14	2-4	.500	1-1	1.000	0-0	.000	1	2	3	2.5	1	2	0	0	2	5	5.6	
at Charlotte	01/29/2022		24:14	1-5	.200	0-2	.000	0-0	.000	0	0	0	2.4	2	2	1	0	2	2	5.4	
at Marshall	02/03/2022		22:02	0-2	.000	0-2	.000	0-0	.000	0	6	6	2.6	0	1	1	2	0	0	5.1	
at Western Ky.	02/05/2022		23:21	2-7	.286	1-4	.250	0-0	.000	2	1	3	2.6	2	1	0	1	1	5	5.1	
FIU	02/07/2022		15:09	1-3	.333	1-1	1.000	1-4	.250	1	0	1	2.5	1	1	2	0	1	4	5.0	
Middle Tenn.	02/10/2022		20:22	1-4	.250	0-1	.000	0-0	.000	0	1	1	2.4	1	1	2	0	1	2	4.9	
at UAB	02/13/2022		18:30	2-3	.667	2-2	1.000	0-0	.000	0	0	0	2.3	2	1	1	0	0	6	5.0	
Marshall	02/17/2022		13:06	0-3	.000	0-2	.000	0-0	.000	2	1	3	2.4	2	0	0	0	0	0	4.8	
Western Ky.	02/19/2022		16:42	0-6	.000	0-3	.000	2-2	1.000	3	2	5	2.5	2	2	1	0	2	2	4.7	
at Fla. Atlantic	02/24/2022		15:58	0-6	.000	0-2	.000	0-0	.000	0	2	2	2.4	1	0	1	2	0	0	4.5	
at FIU	02/26/2022		24:33	1-4	.250	0-1	.000	0-0	.000	1	0	1	2.4	2	3	0	1	2	2	4.4	
Louisiana Tech	03/02/2022		20:31	0-2	.000	0-0	.000	0-0	.000	2	0	2	2.4	0	1	0	0	1	0	4.2	
at Middle Tenn.	03/05/2022		15:28	1-4	.250	0-2	.000	0-0	.000	1	0	1	2.3	1	2	1	0	0	2	4.2	
<b>Totals</b>			<b>13</b>	<b>658:25</b>	<b>48-142</b>	<b>.338</b>	<b>14-53</b>	<b>.264</b>	<b>15-25</b>	<b>.600</b>	<b>33</b>	<b>37</b>	<b>70</b>	<b>2.3</b>	<b>58</b>	<b>47</b>	<b>46</b>	<b>12</b>	<b>45</b>	<b>125</b>	<b>4.2</b>

## CAREER STATISTICS

SEASON	TEAM	GP-GS	MIN/AVG	Field Goals		3-Point		F-Throws		Rebounds				Scoring						
				FG-FGA	FG%	3FG-3FGA	3FG%	FT-FTA	FT%	OFF	DEF	TOT	AVG	PF-FO	A	TO	BLK	STL	PTS	AVG
2021-22	ODU	30-13	658/21.9	48-142	.338	14-53	.264	15-25	.600	33	37	70	2.3	58-1	47	46	12	45	125	4.2
<b>TOTAL</b>		<b>30-13</b>	<b>658/21.9</b>	<b>48-142</b>	<b>.338</b>	<b>14-53</b>	<b>.264</b>	<b>15-25</b>	<b>.600</b>	<b>33</b>	<b>37</b>	<b>70</b>	<b>2.3</b>	<b>58-1</b>	<b>47</b>	<b>46</b>	<b>12</b>	<b>45</b>	<b>125</b>	<b>4.2</b>



# #12 BRIANNA JACKSON

6-3 | JUNIOR | FORWARD | VIRGINIA BEACH, VA. | PRINCESS ANNE | MIAMI (FLA.)

## PLAYER NOTES

- Third in C-USA and 67th nationally with 43 blocked shots. Fourth in the conference blocks per game (1.48).
- Matched a career high with 15 points vs. LA Tech. Also made a personal best seven free throws.
- Blocked three shots at Marshall alongside a game high 15 points. Now has seven games with three blocks this season.
- Scored a career high 15 points vs. Rice on 6-of-11 shooting. Also had seven boards and two blocks.
- Set a new career high with 12 rebounds at UTSA. Narrowly missed a double-double with eight points.
- Scored in double figures in back-to-back games vs. App State (10) and Temple (11).
- Played a season-high 22 minutes against Saint Joseph's. Tallied seven points and five rebounds with two steals (season high) and one block.

## CAREER HIGHS

**PTS:** 15 (3x), last: LA Tech - 3/2/22  
**RBS:** 12 (2x), last: North Texas - 1/22/22  
**AST:** 2 (4x), last: LA Tech - 3/2/22  
**STL:** 4, NC State - 2/20/20\*  
**BLK:** 5, Florida State - 1/26/20\*  
**MIN:** 32, Florida State - 1/26/20\*  
**FG:** 6 (4x), last: Marshall - 2/3/22  
**FGA:** 13, Florida State - 1/5/20\*  
**3FG:** 1, Jackson State - 11/10/19\*  
**3FGA:** 2, Jackson State - 11/10/19\*  
**FT:** 7, LA Tech - 3/2/22  
**FTA:** 7 (3x), last: LA Tech - 3/2/22  
 \*at previous school

## SEASON HIGHS

**PTS:** 15 (3x), last: LA Tech - 3/2/22  
**RBS:** 12 (2x), last: North Texas - 1/22/22  
**AST:** 2, LA Tech - 3/2/22  
**STL:** 3 (2x), last: UAB - 2/12/22  
**BLK:** 3 (7x), last: UAB - 2/12/22  
**MIN:** 29, North Texas - 1/22/22  
**FG:** 6 (2x), last: Marshall - 2/3/22  
**FGA:** 11, Rice - 1/20/22  
**3FG:** ---  
**3FGA:** 1 (2x), last: LA Tech - 3/2/22  
**FT:** 7, LA Tech - 3/2/22  
**FTA:** 7 (2x), last: LA Tech - 3/2/22

## 2021-22 GAME-BY-GAME

Opponent	Date	GS	MIN	Total		3-Pointers		Free throws		Rebounds				PF					PTS	AVG	
				FG-FGA	PCT	3FG-3FGA	PCT	FT-FTA	PCT	OFF	DEF	TOT	AVG	PF	A	TO	BLK	STL			
South Carolina St.	11/09/2021		05:32	1-2	.500	0-0	.000	0-0	.000	1	0	1	1.0	0	0	1	1	0	2	2.0	
Auburn	11/14/2021		07:50	1-2	.500	0-0	.000	0-1	.000	1	4	5	3.0	2	0	2	3	0	2	2.0	
George Washington	11/18/2021		14:57	4-9	.444	0-1	.000	0-1	.000	2	2	4	3.3	2	0	1	3	0	8	4.0	
at VCU	11/21/2021	*	20:02	2-4	.500	0-0	.000	0-0	.000	3	3	6	4.0	4	0	3	0	0	4	4.0	
vs Saint Joseph's	11/26/2021	*	22:29	3-6	.500	0-0	.000	1-1	1.000	1	4	5	4.2	4	1	1	1	2	7	4.6	
vs Texas Tech	11/27/2021	*	22:21	0-4	.000	0-0	.000	2-2	1.000	1	1	2	3.8	4	1	4	0	0	2	4.2	
vs Stetson	11/28/2021	*	15:02	1-2	.500	0-0	.000	2-2	1.000	1	1	2	3.6	1	0	1	2	0	4	4.1	
at William & Mary	12/05/2021		13:01	2-4	.500	0-0	.000	0-0	.000	2	2	4	3.6	3	0	3	1	1	4	4.1	
Bowie St.	12/08/2021		13:36	3-5	.600	0-0	.000	1-3	.333	2	1	3	3.6	2	1	0	3	0	7	4.4	
Norfolk St.	12/12/2021		16:40	2-4	.500	0-0	.000	3-5	.600	1	4	5	3.7	5	0	5	1	0	7	4.7	
at Appalachian St.	12/18/2021		18:03	5-7	.714	0-0	.000	0-0	.000	2	6	8	4.1	2	0	2	2	1	10	5.2	
at Temple	12/22/2021		17:13	5-8	.625	0-0	.000	1-4	.250	3	2	5	4.2	4	0	1	3	1	11	5.7	
at UTSA	01/13/2022		22:02	2-6	.333	0-0	.000	4-7	.571	5	7	12	4.8	2	0	1	2	0	8	5.8	
at UTEP	01/15/2022		25:47	2-3	.667	0-0	.000	3-4	.750	1	1	2	4.6	3	0	1	1	1	7	5.9	
Fla. Atlantic	01/17/2022	*	16:44	0-3	.000	0-0	.000	0-0	.000	1	0	1	4.3	2	0	0	0	0	5.5		
Rice	01/20/2022	*	24:56	6-11	.545	0-0	.000	3-5	.600	3	4	7	4.5	4	0	1	2	1	15	6.1	
North Texas	01/22/2022	*	28:14	4-8	.500	0-0	.000	0-1	.000	4	8	12	4.9	4	0	2	2	0	8	6.2	
Charlotte	01/26/2022	*	22:23	5-9	.556	0-0	.000	1-2	.500	2	3	5	4.9	4	0	0	1	3	11	6.5	
at Charlotte	01/29/2022	*	26:42	2-4	.500	0-0	.000	1-2	.500	2	9	11	5.3	4	1	1	3	1	5	6.4	
at Marshall	02/03/2022	*	26:55	6-10	.600	0-0	.000	3-4	.750	7	2	9	5.5	3	0	3	3	0	15	6.9	
at Western Ky.	02/05/2022	*	08:34	1-2	.500	0-0	.000	0-0	.000	1	2	3	5.3	3	0	0	1	0	2	6.6	
FIU	02/07/2022	*	22:32	3-4	.750	0-0	.000	2-2	1.000	2	2	4	5.3	4	1	3	1	1	8	6.7	
Middle Tenn.	02/10/2022	*	20:33	3-7	.429	0-0	.000	3-4	.750	0	2	2	5.1	4	0	2	1	0	9	6.8	
at UAB	02/13/2022	*	26:07	3-8	.375	0-0	.000	2-2	1.000	3	4	7	5.2	5	0	2	3	3	8	6.8	
Marshall	02/17/2022	*	25:00	4-10	.400	0-0	.000	2-2	1.000	2	2	4	5.2	2	1	4	1	1	10	7.0	
Western Ky.	02/19/2022	*	11:04	1-3	.333	0-0	.000	1-1	1.000	2	2	4	5.1	2	0	0	1	1	3	6.8	
at Fla. Atlantic	02/24/2022	*	23:18	3-6	.500	0-0	.000	1-2	.500	1	3	4	5.1	4	0	0	1	2	7	6.8	
at FIU	02/26/2022		13:28	2-5	.400	0-0	.000	0-1	.000	2	2	4	5.0	3	1	0	1	4	6.7		
Louisiana Tech	03/02/2022		25:01	4-9	.444	0-1	.000	7-7	1.000	1	3	4	5.0	4	2	0	0	2	15	7.0	
at Middle Tenn.	03/05/2022	*	20:21	5-8	.625	0-0	.000	3-6	.500	2	2	4	5.0	4	0	5	0	1	13	7.2	
<b>Totals</b>			<b>17</b>	<b>576:26</b>	<b>85-173</b>	<b>.491</b>	<b>0-2</b>	<b>.000</b>	<b>46-71</b>	<b>.648</b>	<b>61</b>	<b>88</b>	<b>149</b>	<b>5.0</b>	<b>94</b>	<b>9</b>	<b>50</b>	<b>43</b>	<b>23</b>	<b>216</b>	<b>7.2</b>

## CAREER STATISTICS

SEASON	TEAM	GP-GS	MIN/AVG	Field Goals		3-Point		F-Throws		Rebounds				Scoring						
				FG-FGA	FG%	3FG-3FGA	3FG%	FT-FTA	FT%	OFF	DEF	TOT	AVG	PF-FO	A	TO	BLK	STL	PTS	AVG
2019-20	Miami	30-16	507/16.9	56-112	.500	1-6	.167	33-52	.635	46	90	136	4.5	83-4	10	27	39	30	146	4.9
2020-21	Miami	10-4	84/8.4	11-24	.458	0-3	.000	13-14	.929	10	16	26	2.6	15-0	2	5	4	4	35	3.5
2021-22	ODU	30-17	576/19.2	85-173	.491	0-2	.000	46-71	.648	61	88	149	5.0	94-2	9	50	43	23	216	7.2
<b>TOTAL FOR ODU</b>		<b>30-17</b>	<b>576/19.2</b>	<b>85-173</b>	<b>.491</b>	<b>0-2</b>	<b>.000</b>	<b>46-71</b>	<b>.648</b>	<b>61</b>	<b>88</b>	<b>149</b>	<b>5.0</b>	<b>94-2</b>	<b>9</b>	<b>50</b>	<b>43</b>	<b>23</b>	<b>216</b>	<b>7.2</b>
<b>TOTAL</b>		<b>70-37</b>	<b>1168/16.7</b>	<b>152-309</b>	<b>.492</b>	<b>1-11</b>	<b>.091</b>	<b>92-137</b>	<b>.672</b>	<b>117</b>	<b>194</b>	<b>311</b>	<b>4.4</b>	<b>192-6</b>	<b>21</b>	<b>82</b>	<b>86</b>	<b>57</b>	<b>397</b>	<b>5.7</b>



# #14 AJAH WAYNE

5-10 | SENIOR | GUARD/FORWARD | BIRMINGHAM, ALA. | RAMSAY

## PLAYER NOTES

- Seventh in C-USA free throw attempts (127) and makes (90).
- 49th among active DI players in career free throw attempts (485).
- Netted 24 points in the win at W&M. Scored 21 at App State, 22 vs. Florida Atlantic and 23 vs. Marshall. Now has 15 career 20-point games.
- Scored her 1,000th career point vs. Saint Joseph's. Currently 24th in all-time scoring at ODU (1,305).
- Led ODU with 17 points vs. Texas Tech and hit a season-high three 3-pointers.
- A Preseason All-Conference USA honoree.
- Had her first double-double of the season vs. Auburn with 19 points and 11 boards. Now has 19 career double-doubles. Shot 8-of-9 from the charity stripe.

## CAREER HIGHS

**PTS:** 35, Auburn - 11/14/19  
**RBS:** 16, Cincinnati - 11/12/18  
**AST:** 7, Florida Atlantic - 1/10/19  
**STL:** 6, Jacksonville - 11/24/18  
**BLK:** 2 (8x), last: FIU - 2/7/22  
**MIN:** 43, vs. Charlotte - 3/11/21  
**FG:** 14, Auburn - 11/14/19  
**FGA:** 22, Rice - 3/12/21  
**3FG:** 6, Auburn - 11/14/19  
**3FGA:** 9, Marshall - 3/2/19  
**FT:** 14, Cincinnati - 11/12/18  
**FTA:** 20, Cincinnati - 11/12/18

## SEASON HIGHS

**PTS:** 24, William & Mary - 12/5/21  
**RBS:** 11 (2x), last: Temple - 12/22/21  
**AST:** 4 (2x), last: Saint Joseph's - 11/26/21  
**STL:** 4, Middle Tennessee - 2/10/22  
**BLK:** 2 (4x), last: FIU - 2/7/22  
**MIN:** 36 (4x), last: Marshall - 2/17/22  
**FG:** 9 (2x), last: FIU - 2/26/22  
**FGA:** 18 (2x), last: Marshall - 2/17/22  
**3FG:** 3 (3x), last: Appalachian State - 12/18/21  
**3FGA:** 6 (3x), last: UTSA - 1/13/22  
**FT:** 9, William & Mary - 12/5/21  
**FTA:** 12, William & Mary - 12/5/21

## 2021-22 GAME-BY-GAME

Opponent	Date	GS	MIN	Total		3-Pointers		Free throws		Rebounds				PF	A	TO	BLK	STL	PTS	AVG	
				FG-FGA	PCT	3FG-3FGA	PCT	FT-FTA	PCT	OFF	DEF	TOT	AVG								
South Carolina St.	11/09/2021	*	26:39	4-13	.308	1-4	.250	6-6	1.000	4	3	7	7.0	1	1	1	1	2	15	15.0	
Auburn	11/14/2021	*	35:50	5-18	.278	1-6	.167	8-9	.889	2	9	11	9.0	1	2	0	1	1	19	17.0	
George Washington	11/18/2021	*	30:18	4-10	.400	1-3	.333	3-4	.750	4	1	5	7.7	0	4	1	0	1	12	15.3	
at VCU	11/21/2021	*	31:02	4-10	.400	0-1	.000	5-7	.714	4	0	4	6.8	0	0	3	0	1	13	14.8	
vs Saint Joseph's	11/26/2021	*	35:47	5-15	.333	0-1	.000	2-3	.667	7	2	9	7.2	0	4	2	1	1	12	14.2	
vs Texas Tech	11/27/2021	*	30:38	7-13	.538	3-6	.500	0-0	.000	3	4	7	7.2	4	0	1	0	3	17	14.7	
vs Stetson	11/28/2021	*	25:36	2-4	.500	0-1	.000	3-6	.500	0	4	4	6.7	3	2	2	0	2	7	13.6	
at William & Mary	12/05/2021	*	29:18	7-13	.538	1-2	.500	9-12	.750	3	3	6	6.6	2	2	1	0	3	24	14.9	
Bowie St.	12/08/2021	*	16:16	3-4	.750	3-3	1.000	2-2	1.000	0	1	1	6.0	3	2	2	0	2	11	14.4	
Norfolk St.	12/12/2021	*	27:39	6-12	.500	0-3	.000	4-6	.667	3	1	4	5.8	2	1	3	2	1	16	14.6	
at Appalachian St.	12/18/2021	*	25:42	7-12	.583	3-4	.750	4-4	1.000	2	0	2	5.5	0	2	1	0	3	21	15.2	
at Temple	12/22/2021	*	31:34	4-13	.308	1-2	.500	4-7	.571	6	5	11	5.9	4	2	2	2	2	13	15.0	
at UTSA	01/13/2022	*	31:33	2-6	.333	2-6	.333	3-4	.750	0	6	6	5.9	3	3	3	2	2	9	14.5	
at UTEP	01/15/2022	*	25:18	3-8	.375	0-0	.000	0-3	.000	2	5	7	6.0	2	0	2	0	2	6	13.9	
Fla. Atlantic	01/17/2022	*	33:00	8-16	.500	0-4	.000	6-6	1.000	6	2	8	6.1	0	0	2	0	1	22	14.5	
Rice	01/20/2022	*	29:01	7-14	.500	0-0	.000	2-2	1.000	4	4	8	6.3	1	1	2	0	0	16	14.6	
North Texas	01/22/2022	*	25:31	3-9	.333	0-0	.000	2-4	.500	4	4	8	6.4	3	3	2	1	3	8	14.2	
Charlotte	01/26/2022	*	34:30	2-8	.250	0-3	.000	4-6	.667	1	2	3	6.2	3	0	4	0	1	8	13.8	
at Charlotte	01/29/2022	*	35:39	5-14	.357	0-3	.000	3-4	.750	2	2	4	6.1	2	3	2	1	0	13	13.8	
at Marshall	02/03/2022	*	30:41	1-5	.200	0-0	.000	4-8	.500	0	5	5	6.0	3	2	2	0	1	6	13.4	
at Western Ky.	02/05/2022	*	31:46	4-12	.333	0-2	.000	1-4	.250	2	3	5	6.0	1	3	1	1	1	9	13.2	
FIU	02/07/2022	*	27:57	6-15	.400	1-2	.500	2-4	.500	3	3	6	6.0	2	2	2	2	0	15	13.3	
Middle Tenn.	02/10/2022	*	32:32	4-7	.571	1-2	.500	2-2	1.000	0	6	6	6.0	0	3	6	0	4	11	13.2	
at UAB	02/13/2022	*	25:53	4-10	.400	2-4	.500	3-4	.750	0	4	4	5.9	4	1	0	1	2	13	13.2	
Marshall	02/17/2022	*	36:26	9-18	.500	0-3	.000	5-6	.833	4	4	8	6.0	2	1	5	0	2	23	13.6	
Western Ky.	02/19/2022	*	23:25	2-10	.200	0-3	.000	3-4	.750	1	2	3	5.8	3	1	3	1	2	7	13.3	
at FIU	02/26/2022	*	29:31	9-14	.643	1-3	.333	0-0	.000	2	7	9	6.0	5	2	0	0	0	19	13.5	
Louisiana Tech	03/02/2022	*	15:57	1-5	.200	0-1	.000	0-0	.000	0	0	0	5.8	1	0	2	0	0	2	13.1	
<b>Totals</b>			<b>28</b>	<b>814:57</b>	<b>128-308</b>	<b>.416</b>	<b>21-72</b>	<b>.292</b>	<b>90-127</b>	<b>.709</b>	<b>69</b>	<b>92</b>	<b>161</b>	<b>5.8</b>	<b>55</b>	<b>47</b>	<b>57</b>	<b>16</b>	<b>43</b>	<b>367</b>	<b>13.1</b>

## CAREER STATISTICS

SEASON	TEAM	GP-GS	MIN/AVG	Field Goals		3-Point		F-Throws		Rebounds				Scoring						
				FG-FGA	FG%	3FG-3FGA	3FG%	FT-FTA	FT%	OFF	DEF	TOT	AVG	PF-FO	A	TO	BLK	STL	PTS	AVG
2018-19	ODU	31-30	898/29.0	125-349	.358	18-74	.243	101-154	.656	82	163	245	7.9	81-2	65	59	10	53	369	11.9
2019-20	ODU	27-27	720/26.7	110-287	.383	15-70	.214	55-91	.604	57	128	185	6.9	52-1	33	54	5	30	290	10.7
2020-21	ODU	18-17	563/31.3	105-198	.530	8-37	.216	61-113	.540	69	106	175	9.7	45-1	33	50	3	33	279	15.5
2021-22	ODU	28-28	815/29.1	128-308	.416	21-72	.292	90-127	.709	69	92	161	5.8	55-1	47	57	16	43	367	13.1
<b>TOTAL</b>		<b>104-102</b>	<b>2996/28.8</b>	<b>468-1142</b>	<b>.410</b>	<b>62-253</b>	<b>.245</b>	<b>307-485</b>	<b>.633</b>	<b>277</b>	<b>489</b>	<b>766</b>	<b>7.4</b>	<b>233-5</b>	<b>178</b>	<b>220</b>	<b>34</b>	<b>159</b>	<b>1305</b>	<b>12.5</b>



# #20 MAGGIE ROBINSON

6-0 | GRADUATE | FORWARD | MOBILE, ALA. | SHELTON STATE CC | W.P. DAVISON

## PLAYER NOTES

- Started all 24 games for ODU last season. Was fifth on the team in rebounding (5.2) and shot a team-best .367 from deep. Notched a career-high with 19 points vs. Rice on Jan. 16.
- Redshirted the 2019-20 campaign while recovering from a torn ACL suffered prior to the season.
- Played in all 32 games and made 31 starts in her first season at ODU in 2018-19 and averaged 7.1 points and 4.1 rebounds. Scored 17 against No. 13 NC State. Sank the go-ahead 3-pointer with 1:05 remaining in overtime in the Monarchs' win at Cincinnati.
- Made back-to-back NJCAA Final Fours with Shelton State CC. Averaged 12 points and 7.5 rebounds in 2017-18 while leading the conference in shooting percentage, free throw percentage and rebounding. Named to the NJCAA All-Tournament Team.

## CAREER HIGHS

- PTS:** 19, Rice - 1/16/21
- RBS:** 11, Cincinnati - 11/12/18
- AST:** 4, Charlotte - 2/23/19
- STL:** 4, Charlotte - 2/13/21
- BLK:** 3, UAB - 2/19/21
- MIN:** 46, Charlotte - 3/11/21
- FG:** 8, Marshall - 2/5/21
- FGA:** 15, Charlotte - 2/16/19
- 3FG:** 4, Charlotte - 2/16/19
- 3FGA:** 13, Charlotte - 2/16/19
- FT:** 5, William & Mary - 12/8/18
- FTA:** 8, William & Mary - 12/8/18

## CAREER STATISTICS

SEASON	TEAM	GP-GS	MIN/AVG	Field Goals		3-Point		F-Throws		Rebounds				Scoring						
				FG-FGA	FG%	3FG-3FGA	3FG%	FT-FTA	FT%	OFF	DEF	TOT	AVG	PF-FO	A	TO	BLK	STL	PTS	AVG
2018-19	ODU	32-31	792/24.8	77-230	.335	40-149	.268	32-46	.696	48	84	132	4.1	71-0	31	41	6	18	226	7.1
2020-21	ODU	24-24	719/30.0	74-169	.438	22-60	.367	19-24	.792	46	78	124	5.2	55-3	23	25	12	15	189	7.9
<b>TOTAL</b>		<b>56-55</b>	<b>1511/27.0</b>	<b>151-399</b>	<b>.378</b>	<b>62-209</b>	<b>.297</b>	<b>51-70</b>	<b>.729</b>	<b>94</b>	<b>162</b>	<b>256</b>	<b>4.6</b>	<b>126-3</b>	<b>54</b>	<b>66</b>	<b>18</b>	<b>33</b>	<b>415</b>	<b>7.4</b>



# #23 AMARI YOUNG

5-11 | SENIOR | FORWARD | NORTH AUGUSTA, S.C. | NORTH AUGUSTA

## PLAYER NOTES

- Ranks 46th among active Division I players with 864 career rebounds.
- A Preseason All-Conference USA honoree.
- Fell one rebound shy of a double-double with 12 points and 9 boards at FIU.
- Matched a season high with three assists vs. WKU. Also had 12 points on 6-of-10 shooting.
- Had a season-high 15 points alongside nine rebounds vs. FIU.
- Notched her first double-double of the season with 10 points and 10 rebounds at Charlotte.
- Scored her 1,000th point vs. Florida Atlantic on Jan. 17. Now 28th in scoring at ODU with 1,138 points.
- Set a season high with three blocks at UTSA.

## CAREER HIGHS

**PTS:** 31, Charlotte - 3/11/21  
**RBS:** 24 (2x), last: WKU - 3/5/21  
**AST:** 5, Charlotte - 3/11/21  
**STL:** 5 (5x), last: William & Mary - 12/5/21  
**BLK:** 4, William & Mary - 12/5/19  
**MIN:** 48, Charlotte - 3/11/21  
**FG:** 15, Charlotte - 3/11/21  
**FGA:** 29, Charlotte - 3/11/21  
**3FG:** 1, 7x last vs. Rice - 3/7/20  
**3FGA:** 2, 6x last vs. Rice - 3/7/20  
**FT:** 10, Campbell - 11/8/19  
**FTA:** 12, Campbell - 11/8/19

## SEASON HIGHS

**PTS:** 15 (2x), last: UAB - 2/12/22  
**RBS:** 12 (2x), last: Charlotte - 1/26/22  
**AST:** 3 (3x), last: WKU - 2/19/22  
**STL:** 5, William & Mary - 12/5/21  
**BLK:** 3, UTSA - 1/13/22  
**MIN:** 36, Florida Atlantic - 1/17/22  
**FG:** 7, FIU - 2/7/22  
**FGA:** 13, FIU - 2/7/22  
**3FG:** ---  
**3FGA:** ---  
**FT:** 4 (2x), last: UTEP - 1/15/22  
**FTA:** 7 (2x), last: UAB - 2/12/22

## 2021-22 GAME-BY-GAME

Opponent	Date	GS	MIN	Total		3-Pointers		Free throws		Rebounds				PF	A	TO	BLK	STL	PTS	AVG	
				FG-FGA	PCT	3FG-3FGA	PCT	FT-FTA	PCT	OFF	DEF	TOT	AVG								
South Carolina St.	11/09/2021	*	20:53	5-9	.556	0-0	.000	1-3	.333	3	3	6	6.0	2	0	2	0	2	11	11.0	
Auburn	11/14/2021	*	33:19	3-7	.429	0-0	.000	4-6	.667	2	6	8	7.0	4	0	2	1	1	10	10.5	
George Washington	11/18/2021	*	29:14	4-8	.500	0-0	.000	0-6	.000	8	4	12	8.7	2	0	2	1	1	8	9.7	
at VCU	11/21/2021	*	34:54	4-6	.667	0-0	.000	2-4	.500	3	3	6	8.0	3	2	5	1	2	10	9.8	
vs Saint Joseph's	11/26/2021	*	29:24	4-8	.500	0-0	.000	2-4	.500	2	3	5	7.4	3	0	1	0	0	10	9.8	
vs Texas Tech	11/27/2021	*	25:20	3-8	.375	0-0	.000	0-3	.000	3	1	4	6.8	2	0	1	2	1	6	9.2	
vs Stetson	11/28/2021	*	19:02	3-6	.500	0-0	.000	2-5	.400	0	3	3	6.3	3	0	0	1	0	8	9.0	
at William & Mary	12/05/2021	*	27:53	2-3	.667	0-0	.000	0-2	.000	0	5	5	6.1	0	1	4	0	5	4	8.4	
Bowie St.	12/08/2021	*	15:10	5-6	.833	0-0	.000	1-2	.500	3	2	5	6.0	0	0	0	0	2	11	8.7	
Norfolk St.	12/12/2021	*	22:07	4-4	1.000	0-0	.000	2-4	.500	3	2	5	5.9	0	0	5	1	2	10	8.8	
at Appalachian St.	12/18/2021	*	17:49	2-4	.500	0-0	.000	1-2	.500	0	2	2	5.5	1	3	0	2	0	5	8.5	
at Temple	12/22/2021	*	28:42	4-10	.400	0-0	.000	0-2	.000	3	2	5	5.5	3	0	2	1	3	8	8.4	
at UTSA	01/13/2022	*	19:18	3-6	.500	0-0	.000	1-1	1.000	1	3	4	5.4	4	0	3	3	1	7	8.3	
at UTEP	01/15/2022	*	31:59	1-5	.200	0-0	.000	4-7	.571	1	2	3	5.2	3	0	2	1	1	6	8.1	
Fla. Atlantic	01/17/2022	*	36:20	4-9	.444	0-0	.000	3-6	.500	3	3	6	5.3	4	3	1	2	3	11	8.3	
Rice	01/20/2022	*	31:06	5-8	.625	0-0	.000	0-0	.000	1	1	2	5.1	1	2	0	0	1	10	8.4	
North Texas	01/22/2022	*	21:07	6-10	.600	0-0	.000	1-4	.250	4	4	8	5.2	5	0	3	1	1	13	8.7	
Charlotte	01/26/2022	*	33:34	3-6	.500	0-0	.000	3-4	.750	6	6	12	5.6	2	2	2	0	2	9	8.7	
at Charlotte	01/29/2022	*	28:21	4-11	.364	0-0	.000	2-6	.333	3	7	10	5.8	1	0	3	1	2	10	8.8	
at Marshall	02/03/2022	*	24:04	5-6	.833	0-0	.000	0-0	.000	1	3	4	5.8	1	0	2	0	3	10	8.9	
at Western Ky.	02/05/2022	*	28:19	3-5	.600	0-0	.000	0-1	.000	2	1	3	5.6	3	1	1	1	0	6	8.7	
FIU	02/07/2022	*	27:11	7-13	.538	0-0	.000	1-2	.500	2	7	9	5.8	4	2	0	0	2	15	9.0	
Middle Tenn.	02/10/2022	*	28:12	3-3	1.000	0-0	.000	1-4	.250	0	6	6	5.8	4	2	2	1	0	7	8.9	
at UAB	02/13/2022	*	27:59	6-9	.667	0-0	.000	3-7	.429	0	2	2	5.6	2	0	2	2	1	15	9.2	
Marshall	02/17/2022	*	28:04	1-5	.200	0-0	.000	0-3	.000	1	5	6	5.6	2	1	1	0	0	2	8.9	
Western Ky.	02/19/2022	*	27:18	6-10	.600	0-0	.000	0-2	.000	1	5	6	5.7	2	3	0	1	1	12	9.0	
at Fla. Atlantic	02/24/2022	*	22:47	1-2	.500	0-0	.000	0-0	.000	0	4	4	5.6	3	1	1	0	0	2	8.7	
at FIU	02/26/2022	*	30:05	5-11	.455	0-0	.000	2-2	1.000	3	6	9	5.7	3	1	4	0	1	12	8.9	
Louisiana Tech	03/02/2022	*	20:52	2-7	.286	0-0	.000	0-0	.000	0	4	4	5.7	3	0	4	0	2	4	8.7	
at Middle Tenn.	03/05/2022	*	21:52	0-6	.000	0-0	.000	1-2	.500	1	5	6	5.7	5	0	2	0	1	1	8.4	
<b>Totals</b>			<b>30</b>	<b>792:16</b>	<b>108-211</b>	<b>.512</b>	<b>0-0</b>	<b>.000</b>	<b>37-94</b>	<b>.394</b>	<b>60</b>	<b>110</b>	<b>170</b>	<b>5.7</b>	<b>75</b>	<b>24</b>	<b>57</b>	<b>23</b>	<b>41</b>	<b>253</b>	<b>8.4</b>

## CAREER STATISTICS

SEASON	TEAM	GP-GS	MIN/AVG	Field Goals		3-Point		F-Throws		Rebounds				Scoring						
				FG-FGA	FG%	3FG-3FGA	3FG%	FT-FTA	FT%	OFF	DEF	TOT	AVG	PF-FO	A	TO	BLK	STL	PTS	AVG
2018-19	ODU	32-3	726/22.7	104-215	.484	6-16	.375	52-102	.510	82	127	209	6.5	82-0	27	45	14	50	266	8.3
2019-20	ODU	30-30	858/28.6	129-289	.446	1-19	.053	60-121	.496	88	157	245	8.2	70-1	32	71	24	63	319	10.6
2020-21	ODU	22-22	739/33.6	128-284	.451	0-1	.000	44-96	.458	80	166	246	11.2	65-3	39	51	22	45	300	13.6
2021-22	ODU	30-30	792/26.4	108-211	.512	0-0	.000	37-94	.394	60	110	170	5.7	75-2	24	57	23	41	253	8.4
<b>TOTAL</b>		<b>114-85</b>	<b>3116/27.3</b>	<b>469-999</b>	<b>.469</b>	<b>7-36</b>	<b>.194</b>	<b>193-413</b>	<b>.467</b>	<b>310</b>	<b>560</b>	<b>870</b>	<b>7.6</b>	<b>292-6</b>	<b>122</b>	<b>224</b>	<b>83</b>	<b>199</b>	<b>1138</b>	<b>10.0</b>



# #24 EDEN SAMPLE

5-11 | FRESHMAN | GUARD | GWINNETT, GA. | COLLINS HILL

## PLAYER NOTES

- Scored her first collegiate basket vs. Bowie State. Set personal bests with two points, two rebounds, one assist and one steal. Also played a season-high 13 minutes.

- Played in ODU's season opener with S.C. State. Made one free throw in four minutes of action.

- A nominee for the 2021 McDonald's All-American game and an Atlanta Journal-Constitution 6A All-State Second Team player as a senior. Led Collins Hill to a 6A state quarterfinal appearance as a senior. Was her team's leading scorer as a junior with 16.5 points per game. The MVP of the Deep South Classic as both a junior and a senior.

## CAREER HIGHS

**PTS:** 2 (4x), last: WKU - 2/19/22

**RBS:** 2 (2x), last: Norfolk State - 12/12/21

**AST:** 1 (2x), last: Appalachian State - 12/18/21

**STL:** 1, Bowie State - 12/8/21

**BLK:** 1, Appalachian State - 12/18/21

**MIN:** 13, Bowie State - 12/8/21

**FG:** 1 (4x), last: WKU - 2/19/22

**FGA:** 3 (2x), last: Bowie State - 12/8/21

**3FG:** ---

**3FGA:** 3, William & Mary - 12/5/21

**FT:** 1 (2x), last: Norfolk State - 12/12/21

**FTA:** 2 (3x), last: Norfolk State - 12/12/21

## SEASON HIGHS

**PTS:** 2 (4x), last: WKU - 2/19/22

**RBS:** 2 (2x), last: Norfolk State - 12/12/21

**AST:** 1 (2x), last: Appalachian State - 12/18/21

**STL:** 1, Bowie State - 12/8/21

**BLK:** 1, Appalachian State - 12/18/21

**MIN:** 13, Bowie State - 12/8/21

**FG:** 1 (4x), last: WKU - 2/19/22

**FGA:** 3 (2x), last: Bowie State - 12/8/21

**3FG:** ---

**3FGA:** 3, William & Mary - 12/5/21

**FT:** 1 (2x), last: Norfolk State - 12/12/21

**FTA:** 2 (3x), last: Norfolk State - 12/12/21

## 2021-22 GAME-BY-GAME

Opponent	Date	GS	MIN	Total		3-Pointers		Free throws		Rebounds				PF	A	TO	BLK	STL	PTS	AVG
				FG-FGA	PCT	3FG-3FGA	PCT	FT-FTA	PCT	OFF	DEF	TOT	AVG							
South Carolina St.	11/09/2021		03:55	0-0	.000	0-0	.000	1-2	.500	0	0	0	0.0	0	0	0	0	0	1	1.0
at VCU	11/21/2021		01:30	0-0	.000	0-0	.000	0-0	.000	0	0	0	0.0	1	0	0	0	0	0	0.5
at William & Mary	12/05/2021		04:02	0-3	.000	0-3	.000	0-0	.000	0	0	0	0.0	1	0	0	0	0	0.3	
Bowie St.	12/08/2021		12:54	1-3	.333	0-1	.000	0-2	.000	1	1	2	0.5	1	1	0	0	1	2	0.8
Norfolk St.	12/12/2021		03:17	0-1	.000	0-0	.000	1-2	.500	2	0	2	0.8	1	0	0	0	0	1	0.8
at Appalachian St.	12/18/2021		04:53	1-2	.500	0-1	.000	0-0	.000	0	0	0	0.7	0	1	0	1	0	2	1.0
at Marshall	02/03/2022		01:35	0-1	.000	0-1	.000	0-0	.000	0	0	0	0.6	0	0	0	0	0	0	0.9
at Western Ky.	02/05/2022		01:28	1-1	1.000	0-0	.000	0-0	.000	1	0	1	0.6	0	0	1	0	0	2	1.0
FIU	02/07/2022		01:05	0-0	.000	0-0	.000	0-0	.000	0	0	0	0.6	0	0	0	0	0	0	0.9
Western Ky.	02/19/2022		02:46	1-2	.500	0-1	.000	0-0	.000	0	0	0	0.5	0	0	0	0	0	2	1.0
at Fla. Atlantic	02/24/2022		01:44	0-1	.000	0-1	.000	0-0	.000	0	0	0	0.5	0	0	0	0	0	0	0.9
at FIU	02/26/2022		01:08	0-0	.000	0-0	.000	0-0	.000	0	0	0	0.4	0	0	0	0	0	0	0.8
<b>Totals</b>		<b>0</b>	<b>40:17</b>	<b>4-14</b>	<b>.286</b>	<b>0-8</b>	<b>.000</b>	<b>2-6</b>	<b>.333</b>	<b>4</b>	<b>1</b>	<b>5</b>	<b>0.4</b>	<b>4</b>	<b>2</b>	<b>1</b>	<b>1</b>	<b>1</b>	<b>10</b>	<b>0.8</b>

## CAREER STATISTICS

SEASON	TEAM	GP-GS	MIN/AVG	Field Goals		3-Point		F-Throws		Rebounds				Scoring						
				FG-FGA	FG%	3FG-3FGA	3FG%	FT-FTA	FT%	OFF	DEF	TOT	AVG	PF-FO	A	TO	BLK	STL	PTS	AVG
2021-22	ODU	12-0	40/3.4	4-14	.286	0-8	.000	2-6	.333	4	1	5	0.4	4-0	2	1	1	1	10	0.8
<b>TOTAL</b>		<b>12-0</b>	<b>40/3.4</b>	<b>4-14</b>	<b>.286</b>	<b>0-8</b>	<b>.000</b>	<b>2-6</b>	<b>.333</b>	<b>4</b>	<b>1</b>	<b>5</b>	<b>0.4</b>	<b>4-0</b>	<b>2</b>	<b>1</b>	<b>1</b>	<b>1</b>	<b>10</b>	<b>0.8</b>



# #25 KALEN NELSON

5-11 | FRESHMAN | GUARD/FORWARD | TULSA, OKLA. | UNION

## PLAYER NOTES

- Scored a season-high five points at FIU. Made two shots, including one from behind the arc.
- Beat the buzzer to end the first quarter vs. Middle Tennessee for the first 3-pointer of her career.
- Played a season-high 17 minutes vs. Bowie State, scoring a personal-best four points.
- Scored her first collegiate basket vs. Saint Joseph's.
- Played the most minutes (eight) by an ODU freshman vs. Auburn. Scored her first career point and grabbed two rebounds.
- Played 11 minutes in ODU's season opener vs. S.C. State. Grabbed five rebounds, including a pair of offensive boards.
- Averaged 13.4 points and 5.9 rebounds per game as a senior at Union High School, garnering all-state and All-World honors. Guided Union to the state semifinals in her final season, where it lost to the eventual state champions.

## CAREER HIGHS

**PTS:** 5, FIU - 2/26/22  
**RBS:** 5, S.C. State - 11/9/21  
**AST:** 1 (2x), last: Marshall - 2/17/22  
**STL:** 1 (5x), last: Florida Atlantic - 2/24/22  
**BLK:** 1, WKU - 2/19/22  
**MIN:** 18, Middle Tennessee - 3/5/22  
**FG:** 2, FIU - 2/26/22  
**FGA:** 6 (2x), last: Middle Tennessee - 3/5/22  
**3FG:** 1 (3x), last: Middle Tennessee - 3/5/22  
**3FGA:** 5, Middle Tennessee - 3/5/22  
**FT:** 2 (2x), last: North Texas - 1/22/22  
**FTA:** 2 (3x), last: North Texas - 1/22/22

## SEASON HIGHS

**PTS:** 5, FIU - 2/26/22  
**RBS:** 5, S.C. State - 11/9/21  
**AST:** 1 (2x), last: Marshall - 2/17/22  
**STL:** 1 (5x), last: Florida Atlantic - 2/24/22  
**BLK:** 1, WKU - 2/19/22  
**MIN:** 18, Middle Tennessee - 3/5/22  
**FG:** 2, FIU - 2/26/22  
**FGA:** 6 (2x), last: Middle Tennessee - 3/5/22  
**3FG:** 1 (3x), last: Middle Tennessee - 3/5/22  
**3FGA:** 5, Middle Tennessee - 3/5/22  
**FT:** 2 (2x), last: North Texas - 1/22/22  
**FTA:** 2 (3x), last: North Texas - 1/22/22

## 2021-22 GAME-BY-GAME

Opponent	Date	GS	MIN	Total		3-Pointers		Free throws		Rebounds				PF	A	TO	BLK	STL	PTS	AVG
				FG-FGA	PCT	3FG-3FGA	PCT	FT-FTA	PCT	OFF	DEF	TOT	AVG							
South Carolina St.	11/09/2021		10:57	0-2	.000	0-0	.000	0-0	.000	2	3	5	5.0	1	0	0	0	0	0	0.0
Auburn	11/14/2021		07:46	0-1	.000	0-0	.000	1-2	.500	1	1	2	3.5	0	0	0	0	0	1	0.5
George Washington	11/18/2021		02:21	0-0	.000	0-0	.000	0-0	.000	0	0	0	2.3	0	0	0	0	0	0	0.3
at VCU	11/21/2021		01:30	0-1	.000	0-0	.000	0-0	.000	0	1	1	2.0	0	0	0	0	0	0	0.3
vs Saint Joseph's	11/26/2021		07:17	1-1	1.000	0-0	.000	0-0	.000	1	1	2	2.0	0	0	0	0	0	2	0.6
vs Texas Tech	11/27/2021		03:43	0-0	.000	0-0	.000	0-0	.000	0	1	1	1.8	0	0	0	0	0	0	0.5
vs Stetson	11/28/2021		13:29	1-3	.333	0-0	.000	0-0	.000	0	2	2	1.9	2	0	0	0	0	2	0.7
at William & Mary	12/05/2021		06:22	1-2	.500	0-0	.000	0-0	.000	0	0	0	1.6	0	0	0	0	1	2	0.9
Bowie St.	12/08/2021		16:38	1-5	.200	0-0	.000	2-2	1.000	1	1	2	1.7	0	0	3	0	1	4	1.2
Norfolk St.	12/12/2021		03:08	0-0	.000	0-0	.000	0-0	.000	0	0	0	1.5	0	0	0	0	0	0	1.1
at Appalachian St.	12/18/2021		14:53	1-5	.200	0-0	.000	0-0	.000	1	0	1	1.5	1	1	0	0	0	2	1.2
at UTSA	01/13/2022		07:08	0-0	.000	0-0	.000	0-0	.000	0	2	2	1.5	1	0	0	0	1	0	1.1
at UTEP	01/15/2022		05:42	0-1	.000	0-0	.000	0-0	.000	0	0	0	1.4	1	0	1	0	0	0	1.0
Fla. Atlantic	01/17/2022		05:11	1-1	1.000	0-0	.000	0-0	.000	1	1	2	1.4	0	0	1	0	0	2	1.1
Rice	01/20/2022		03:28	0-0	.000	0-0	.000	0-0	.000	0	0	0	1.3	0	0	0	0	0	0	1.0
North Texas	01/22/2022		08:14	0-0	.000	0-0	.000	2-2	1.000	1	0	1	1.3	0	0	1	0	1	2	1.1
at Marshall	02/03/2022		02:35	0-0	.000	0-0	.000	0-0	.000	0	0	0	1.2	0	0	0	0	0	0	1.0
FIU	02/07/2022		03:38	0-0	.000	0-0	.000	0-0	.000	0	0	0	1.2	0	0	0	0	0	0	0.9
Middle Tenn.	02/10/2022		05:34	1-1	1.000	1-1	1.000	0-0	.000	1	1	2	1.2	0	0	1	0	0	3	1.1
at UAB	02/13/2022		03:44	0-0	.000	0-0	.000	0-0	.000	0	1	1	1.2	1	0	0	0	0	0	1.0
Marshall	02/17/2022		02:29	0-0	.000	0-0	.000	0-0	.000	0	1	1	1.2	0	1	0	0	0	0	1.0
Western Ky.	02/19/2022		12:55	1-6	.167	0-2	.000	0-0	.000	3	1	4	1.3	3	0	1	1	0	2	1.0
at Fla. Atlantic	02/24/2022		11:32	1-4	.250	0-1	.000	0-0	.000	1	1	2	1.3	0	0	0	0	1	2	1.0
at FIU	02/26/2022		07:11	2-3	.667	1-1	1.000	0-0	.000	0	0	0	1.3	0	0	0	0	0	5	1.2
Louisiana Tech	03/02/2022		02:57	0-1	.000	0-1	.000	0-0	.000	0	0	0	1.2	0	0	0	0	0	0	1.2
at Middle Tenn.	03/05/2022		16:47	1-6	.167	1-5	.200	0-0	.000	0	0	0	1.2	1	0	0	0	0	3	1.2
<b>Totals</b>			<b>0 187:09</b>	<b>12-43</b>	<b>.279</b>	<b>3-11</b>	<b>.273</b>	<b>5-6</b>	<b>.833</b>	<b>13</b>	<b>18</b>	<b>31</b>	<b>1.2</b>	<b>11</b>	<b>2</b>	<b>8</b>	<b>1</b>	<b>5</b>	<b>32</b>	<b>1.2</b>

## CAREER STATISTICS

		Field Goals		3-Point		F-Throws		Rebounds				Scoring								
SEASON	TEAM	GP-GS	MIN/AVG	FG-FGA	FG%	3FG-3FGA	3FG%	FT-FTA	FT%	OFF	DEF	TOT	AVG	PF-FO	A	TO	BLK	STL	PTS	AVG
2021-22	ODU	26-0	187/7.2	12-43	.279	3-11	.273	5-6	.833	13	18	31	1.2	11-0	2	8	1	5	32	1.2
<b>TOTAL</b>		<b>26-0</b>	<b>187/7.2</b>	<b>12-43</b>	<b>.279</b>	<b>3-11</b>	<b>.273</b>	<b>5-6</b>	<b>.833</b>	<b>13</b>	<b>18</b>	<b>31</b>	<b>1.2</b>	<b>11-0</b>	<b>2</b>	<b>8</b>	<b>1</b>	<b>5</b>	<b>32</b>	<b>1.2</b>





# #35 ALEX ROUSE

5-8 | FRESHMAN | GUARD | LITTLE ROCK, ARK. | JOE T. ROBINSON

## PLAYER NOTES

- Scored her first collegiate points vs. WKU on Feb. 19. Finished with five on 2-of-2 shooting. Converted a 3-point play for her first points.
- Played four minutes in ODU's season opener vs. S.C. State. Grabbed one offensive rebound.
- A multi-sport athlete at Joe T. Robinson. Scored over 2,000-career points to set the school record. Earned all-conference and all-state recognition as a senior after averaging 25.5 points, six rebounds and three assists per game
- A former state champion in soccer and played volleyball for a season.
- Father played football at Arkansas and for the Chicago Bears.

## CAREER HIGHS

PTS: 5, WKU - 2/19/22  
 RBS: 2, WKU - 2/19/22  
 AST: ---  
 STL: ---  
 BLK: ---  
 MIN: 6, WKU - 2/19/22  
 FG: 2, WKU - 2/19/22  
 FGA: 2, WKU - 2/19/22  
 3FG: ---  
 3FGA: 1, Marshall - 2/3/22  
 FT: 1, WKU - 2/19/22  
 FTA: 1, WKU - 2/19/22

## 2021-22 GAME-BY-GAME

Opponent	Date	GS	MIN	Total		3-Pointers		Free throws		Rebounds				PF						
				FG-FGA	PCT	3FG-3FGA	PCT	FT-FTA	PCT	OFF	DEF	TOT	AVG	PF	A	TO	BLK	STL	PTS	AVG
South Carolina St.	11/09/2021		03:55	0-0	.000	0-0	.000	0-0	.000	1	0	1	1.0	1	0	0	0	0	0	0.0
at VCU	11/21/2021		01:30	0-0	.000	0-0	.000	0-0	.000	1	0	1	1.0	0	0	0	0	0	0	0.0
at Marshall	02/03/2022		02:09	0-1	.000	0-1	.000	0-0	.000	0	0	0	0.7	1	0	1	0	0	0	0.0
at Western Ky.	02/05/2022		01:28	0-0	.000	0-0	.000	0-0	.000	0	0	0	0.5	0	0	0	0	0	0	0.0
FIU	02/07/2022		01:04	0-0	.000	0-0	.000	0-0	.000	0	0	0	0.4	0	0	0	0	0	0	0.0
Western Ky.	02/19/2022		05:47	2-2	1.000	0-0	.000	1-1	1.000	2	0	2	0.7	1	0	1	0	0	5	0.8
at Fla. Atlantic	02/24/2022		01:44	0-0	.000	0-0	.000	0-0	.000	0	0	0	0.6	0	0	0	0	0	0	0.7
<b>Totals</b>			<b>0 17:37</b>	<b>2-3</b>	<b>.667</b>	<b>0-1</b>	<b>.000</b>	<b>1-1</b>	<b>1.000</b>	<b>4</b>	<b>0</b>	<b>4</b>	<b>0.6</b>	<b>3</b>	<b>0</b>	<b>2</b>	<b>0</b>	<b>0</b>	<b>5</b>	<b>0.7</b>

## SEASON HIGHS

PTS: 5, WKU - 2/19/22  
 RBS: 2, WKU - 2/19/22  
 AST: ---  
 STL: ---  
 BLK: ---  
 MIN: 6, WKU - 2/19/22  
 FG: 2, WKU - 2/19/22  
 FGA: 2, WKU - 2/19/22  
 3FG: ---  
 3FGA: 1, Marshall - 2/3/22  
 FT: 1, WKU - 2/19/22  
 FTA: 1, WKU - 2/19/22

## CAREER STATISTICS

SEASON	TEAM	GP-GS	MIN/AVG	Field Goals		3-Point		F-Throws		Rebounds				Scoring						
				FG-FGA	FG%	3FG-3FGA	3FG%	FT-FTA	FT%	OFF	DEF	TOT	AVG	PF-FO	A	TO	BLK	STL	PTS	AVG
2021-22	ODU	7-0	18/2.5	2-3	.667	0-1	.000	1-1	1.000	4	0	4	0.6	3-0	0	2	0	0	5	0.7
<b>TOTAL</b>		<b>7-0</b>	<b>18/2.5</b>	<b>2-3</b>	<b>.667</b>	<b>0-1</b>	<b>.000</b>	<b>1-1</b>	<b>1.000</b>	<b>4</b>	<b>0</b>	<b>4</b>	<b>0.6</b>	<b>3-0</b>	<b>0</b>	<b>2</b>	<b>0</b>	<b>0</b>	<b>5</b>	<b>0.7</b>



# #44 AMHYIA MORELAND

6-1 | FRESHMAN | FORWARD | CHARLOTTE, N.C. | ZEBULON B. VANCE

## PLAYER NOTES

- Matched a personal best with four points while setting career bests with six rebounds and three blocks vs. FIU.
- Came down with four boards vs. Bowie State. Also had two steals.
- Grabbed three rebounds vs. Stetson.
- Scored two points and grabbed two rebounds in four minutes of action in ODU's season opener with S.C. State.
- A two-time 4A state champion. Posted an 11-point, 13-rebound double-double in the 2021 state championship. Averaged 18.2 points and 7.4 rebounds per game as a senior, earning I-Meck Player of the Year honors.

## CAREER HIGHS

**PTS:** 4 (2x), last: FIU - 2/7/22  
**RBS:** 6, FIU - 2/7/22  
**AST:** 1 (3x), last: North Texas - 1/22/22  
**STL:** 2, Bowie State - 12/8/21  
**BLK:** 3, FIU - 2/7/22  
**MIN:** 12, FIU - 2/7/22  
**FG:** 2, Norfolk State - 12/12/21  
**FGA:** 3 (2x), last: FIU - 2/7/22  
**3FG:** ---  
**3FGA:** ---  
**FT:** 2, FIU - 2/7/22  
**FTA:** 4, FIU - 2/7/22

## SEASON HIGHS

**PTS:** 4 (2x), last: FIU - 2/7/22  
**RBS:** 6, FIU - 2/7/22  
**AST:** 1 (3x), last: North Texas - 1/22/22  
**STL:** 2, Bowie State - 12/8/21  
**BLK:** 3, FIU - 2/7/22  
**MIN:** 12, FIU - 2/7/22  
**FG:** 2, Norfolk State - 12/12/21  
**FGA:** 3 (2x), last: FIU - 2/7/22  
**3FG:** ---  
**3FGA:** ---  
**FT:** 2, FIU - 2/7/22  
**FTA:** 4, FIU - 2/7/22

## 2021-22 GAME-BY-GAME

Opponent	Date	GS	MIN	Total		3-Pointers		Free throws		Rebounds				Other						
				FG-FGA	PCT	3FG-3FGA	PCT	FT-FTA	PCT	OFF	DEF	TOT	AVG	PF	A	TO	BLK	STL	PTS	AVG
South Carolina St.	11/09/2021		03:55	1-3	.333	0-0	.000	0-0	.000	0	2	2	2.0	0	0	2	0	0	2	2.0
at VCU	11/21/2021		08:33	0-0	.000	0-0	.000	0-0	.000	0	2	2	2.0	4	1	2	1	0	0	1.0
vs Saint Joseph's	11/26/2021		03:01	0-2	.000	0-0	.000	0-0	.000	0	0	0	1.3	0	0	2	0	0	0	0.7
vs Texas Tech	11/27/2021		03:27	0-0	.000	0-0	.000	0-0	.000	0	0	0	1.0	3	0	0	0	0	0	0.5
vs Stetson	11/28/2021		04:40	0-2	.000	0-0	.000	0-0	.000	1	2	3	1.4	2	0	3	1	0	0	0.4
at William & Mary	12/05/2021		03:26	1-2	.500	0-0	.000	0-0	.000	0	0	0	1.2	0	0	0	1	0	2	0.7
Bowie St.	12/08/2021		10:40	0-1	.000	0-0	.000	1-2	.500	0	4	4	1.6	2	0	0	0	2	1	0.7
Norfolk St.	12/12/2021		07:31	2-2	1.000	0-0	.000	0-1	.000	1	1	2	1.6	2	1	1	0	1	4	1.1
at Appalachian St.	12/18/2021		07:03	0-1	.000	0-0	.000	0-0	.000	1	1	2	1.7	4	0	0	0	0	0	1.0
North Texas	01/22/2022		07:51	1-2	.500	0-0	.000	1-2	.500	4	0	4	1.9	0	1	1	0	0	3	1.2
Charlotte	01/26/2022		08:35	1-2	.500	0-0	.000	1-2	.500	1	3	4	2.1	0	0	0	2	0	3	1.4
at Charlotte	01/29/2022		02:58	0-0	.000	0-0	.000	0-0	.000	1	0	1	2.0	1	0	1	0	0	0	1.3
at Marshall	02/03/2022		07:47	1-1	1.000	0-0	.000	1-2	.500	1	2	3	2.1	1	0	1	1	1	3	1.4
at Western Ky.	02/05/2022		05:03	0-1	.000	0-0	.000	1-2	.500	2	0	2	2.1	1	0	0	1	0	1	1.4
FIU	02/07/2022		12:00	1-3	.333	0-0	.000	2-4	.500	3	3	6	2.3	4	0	2	3	0	4	1.5
<b>Totals</b>			<b>0 96:29</b>	<b>8-22</b>	<b>.364</b>	<b>0-0</b>	<b>.000</b>	<b>7-15</b>	<b>.467</b>	<b>15</b>	<b>20</b>	<b>35</b>	<b>2.3</b>	<b>24</b>	<b>3</b>	<b>15</b>	<b>10</b>	<b>4</b>	<b>23</b>	<b>1.5</b>

## CAREER STATISTICS

SEASON	TEAM	GP-GS	MIN/AVG	Field Goals		3-Point		F-Throws		Rebounds				Scoring						
				FG-FGA	FG%	3FG-3FGA	3FG%	FT-FTA	FT%	OFF	DEF	TOT	AVG	PF	FO	A	TO	BLK	STL	PTS
2021-22	ODU	15-0	96/6.4	8-22	.364	0-0	.000	7-15	.467	15	20	35	2.3	24-0	3	15	10	4	23	1.5
<b>TOTAL</b>		<b>15-0</b>	<b>96/6.4</b>	<b>8-22</b>	<b>.364</b>	<b>0-0</b>	<b>.000</b>	<b>7-15</b>	<b>.467</b>	<b>15</b>	<b>20</b>	<b>35</b>	<b>2.3</b>	<b>24-0</b>	<b>3</b>	<b>15</b>	<b>10</b>	<b>4</b>	<b>23</b>	<b>1.5</b>

2021-22 OVERALL SEASON STATS

Game Records

Record	Overall	Home	Away	Neutral
ALL GAMES	22-8	10-4	9-4	3-0
CONFERENCE	12-6	6-3	6-3	0-0
NON-CONFERENCE	10-2	4-1	3-1	3-0

Score by Periods

Team	1st	2nd	3rd	4th	OT	TOT
Old Dominion	430	479	499	507	0	1915
Opponents	393	372	444	451	0	1660

Team Box Score

No.	Player	GP-GS			Total		3-Point		F-Throw		Rebounds				PF		DQ		A		TO		BLK		STL		PTS		AVG	
		GP	GS	MIN	AVG	FG	FGA	FG%	3FG	3FGA	3FG%	FT	FTA	FT%	OFF	DEF	TOT	AVG	PF	DQ	A	TO	BLK	STL	PTS	AVG				
2	ALLEN, Iggy	30	30	932:08	31.1	160	442	.362	47	154	.305	77	104	.740	73	152	225	7.5	75	0	48	60	5	48	444	14.8				
14	WAYNE, Ajah	28	28	814:57	29.1	128	308	.416	21	72	.292	90	127	.709	69	92	161	5.8	55	1	47	57	16	43	367	13.1				
23	YOUNG, Amari	30	30	792:16	26.4	108	211	.512	0	0	.000	37	94	.394	60	110	170	5.7	75	2	24	57	23	41	253	8.4				
12	JACKSON, Brianna	30	17	576:26	19.2	85	173	.491	0	2	.000	46	71	.648	61	88	149	5.0	94	2	9	50	43	23	216	7.2				
1	ADAMS, Mariah	28	25	892:59	31.9	64	183	.350	6	45	.133	40	49	.816	17	66	83	3.0	73	1	124	75	3	55	174	6.2				
4	HUDSON, Aziah	30	5	548:23	18.3	53	138	.384	32	97	.330	23	33	.697	11	18	29	1.0	37	0	15	17	1	24	161	5.4				
11	CLARK, Kaye	30	13	658:25	21.9	48	142	.338	14	53	.264	15	25	.600	33	37	70	2.3	58	1	47	46	12	45	125	4.2				
3	WASHINGTON, Taleah	9	2	115:51	12.9	12	36	.333	7	23	.304	6	10	.600	1	8	9	1.0	6	0	10	15	3	4	37	4.1				
5	BARNES-WILLIAMS, Ashanti	17	0	129:25	7.6	15	39	.385	0	3	.000	6	10	.600	17	12	29	1.7	19	0	7	10	2	4	36	2.1				
44	MORELAND, Amhyia	15	0	96:29	6.4	8	22	.364	0	0	.000	7	15	.467	15	20	35	2.3	24	0	3	15	10	4	23	1.5				
0	CAMPBELL, Joy	26	0	197:36	7.6	11	41	.268	3	15	.200	7	13	.538	4	24	28	1.1	15	0	13	16	0	12	32	1.2				
25	NELSON, Kaylen	26	0	187:09	7.2	12	43	.279	3	11	.273	5	6	.833	13	18	31	1.2	11	0	2	8	1	5	32	1.2				
24	SAMPLE, Eden	12	0	40:17	3.4	4	14	.286	0	8	.000	2	6	.333	4	1	5	0.4	4	0	2	1	1	1	10	0.8				
35	ROUSE, Alex	7	0	17:37	2.5	2	3	.667	0	1	.000	1	1	1.000	4	0	4	0.6	3	0	0	2	0	0	5	0.7				
Team														53		56		109												
<b>Total</b>		<b>30</b>	<b>6000</b>			<b>710-1795</b>	<b>.396</b>	<b>133-484</b>	<b>.275</b>	<b>362-564</b>	<b>.642</b>	<b>435</b>	<b>702</b>	<b>1137</b>	<b>37.9</b>	<b>549</b>	<b>7</b>	<b>351</b>	<b>446</b>	<b>120</b>	<b>309</b>	<b>1915</b>	<b>63.8</b>							
<b>Opponents</b>		<b>30</b>	<b>6000</b>			<b>579-1545</b>	<b>.375</b>	<b>128-459</b>	<b>.279</b>	<b>374-543</b>	<b>.689</b>	<b>337</b>	<b>751</b>	<b>1088</b>	<b>36.3</b>	<b>549</b>	<b>16</b>	<b>291</b>	<b>607</b>	<b>92</b>	<b>197</b>	<b>1660</b>	<b>55.3</b>							

Team Statistics

	ODU	OPP
<b>Scoring</b>	<b>1915</b>	<b>1660</b>
Points per game	63.8	55.3
Scoring margin	+8.5	-
<b>Field goals-att</b>	<b>710-1795</b>	<b>579-1545</b>
Field goal pct	.396	.375
<b>3 point fg-att</b>	<b>133-484</b>	<b>128-459</b>
3-point FG pct	.275	.279
3-pt FG made per game	4.4	4.3
<b>Free throws-att</b>	<b>362-564</b>	<b>374-543</b>
Free throw pct	.642	.689
F-Throws made per game	12.1	12.5
<b>Rebounds</b>	<b>1137</b>	<b>1088</b>
Rebounds per game	37.9	36.3
Rebounding margin	+1.6	-
<b>Assists</b>	<b>351</b>	<b>291</b>
Assists per game	11.7	9.7
<b>Turnovers</b>	<b>446</b>	<b>607</b>
Turnovers per game	14.9	20.2
Turnover margin	+5.4	-
Assist/turnover ratio	0.8	0.5
<b>Steals</b>	<b>309</b>	<b>197</b>
Steals per game	10.3	6.6
<b>Blocks</b>	<b>120</b>	<b>92</b>
Blocks per game	4.0	3.1
<b>Winning streak</b>	<b>0</b>	<b>-</b>
Home win streak	0	-
<b>Attendance</b>	<b>23119</b>	<b>12525</b>
Home games-Avg/Game	14-1651	13-963
Neutral site-Avg/Game	-	3-0

Team Results

Date	Opponent	Score	Att.
11/09/2021	South Carolina St.	W 80-52	1649
11/14/2021	Auburn	W 57-44	1776
11/18/2021	George Washington	L 45-47	1719
11/21/2021	at VCU	L 48-71	641
11/26/2021	vs Saint Joseph's	W 67-50	0
11/27/2021	vs Texas Tech	W 59-45	0
11/28/2021	vs Stetson	W 61-51	0
12/05/2021	at William & Mary	W 68-55	221
12/08/2021	Bowie St.	W 70-29	1591
12/12/2021	Norfolk St.	W 76-47	1924
12/18/2021	at Appalachian St.	W 85-49	204
12/22/2021	at Temple	W 71-68	3122
01/13/2022	at UTSA	W 57-46	455
01/15/2022	at UTEP	L 48-53	782
01/17/2022	Fla. Atlantic	W 61-48	1477
01/20/2022	Rice	W 69-59	1393
01/22/2022	North Texas	W 67-57	558
01/26/2022	Charlotte	L 61-64	1620
01/29/2022	at Charlotte	W 54-45	819
02/03/2022	at Marshall	W 62-47	412
02/05/2022	at Western Ky.	L 57-71	1156
02/07/2022	FIU	W 73-61	1615
02/10/2022	Middle Tenn.	W 58-56	1574
02/13/2022	at UAB	W 81-75	321
02/17/2022	Marshall	L 48-64	1765
02/19/2022	Western Ky.	W 75-55	2085
02/24/2022	at Fla. Atlantic	W 70-55	410
02/26/2022	at FIU	W 81-69	376
03/02/2022	Louisiana Tech	L 62-65	2373
03/05/2022	at Middle Tenn.	L 44-62	3606

## CONFERENCE USA STATS

### Game Records

Record	Overall	Home	Away	Neutral
ALL GAMES	12-6	6-3	6-3	0-0
CONFERENCE	12-6	6-3	6-3	0-0
NON-CONFERENCE	0-0	0-0	0-0	0-0

### Score by Periods

Team	1st	2nd	3rd	4th	OT	TOT
Old Dominion	238	288	300	302	0	1128
Opponents	267	216	284	285	0	1052

### Team Box Score

No.	Player				Total			3-Point			F-Throw		Rebounds									
		GP-GS	MIN	AVG	FG-FGA	FG%	3FG-3FGA	3FG%	FT-FTA	FT%	OFF	DEF	TOT	AVG	PF	DQ	A	TO	BLK	STL	PTS	AVG
2	ALLEN, Iggy	18-18	583:50	32.4	96-277	.347	27-102	.265	53-71	.746	43	82	125	6.9	49	0	25	40	3	28	272	15.1
14	WAYNE, Ajah	16-16	468:39	29.3	70-171	.409	7-36	.194	40-61	.656	31	59	90	5.6	35	1	25	38	9	21	187	11.7
23	YOUNG, Amari	18-18	488:27	27.1	65-132	.492	0-0	.000	22-51	.431	30	74	104	5.8	52	2	18	33	13	22	152	8.4
12	JACKSON, Brianna	18-13	389:40	21.6	56-116	.483	0-1	.000	36-52	.692	41	58	99	5.5	61	1	6	26	23	18	148	8.2
4	HUDSON, Aziah	18-5	347:44	19.3	40-91	.440	24-63	.381	17-22	.773	9	13	22	1.2	25	0	8	11	1	10	121	6.7
1	ADAMS, Mariah	18-18	602:59	33.5	42-123	.341	3-29	.103	22-26	.846	10	46	56	3.1	40	0	84	50	3	30	109	6.1
11	CLARK, Kaye	18-2	348:21	19.4	19-77	.247	7-32	.219	8-13	.615	17	17	34	1.9	30	0	20	21	7	15	53	2.9
5	BARNES-WILLIAMS, Ashanti	10-0	83:27	8.3	11-25	.440	0-1	.000	3-5	.600	14	9	23	2.3	10	0	4	7	1	1	25	2.5
44	MORELAND, Amhyia	6-0	44:14	7.4	4-9	.444	0-0	.000	6-12	.500	12	8	20	3.3	7	0	1	5	7	1	14	2.3
25	NELSON, Kaylen	15-0	99:05	6.6	7-23	.304	3-11	.273	2-2	1.000	7	8	15	1.0	7	0	1	5	1	3	19	1.3
0	CAMPBELL, Joy	16-0	121:35	7.6	6-23	.261	3-11	.273	4-6	.667	0	14	14	0.9	12	0	11	6	0	6	19	1.2
35	ROUSE, Alex	5-0	12:12	2.4	2-3	.667	0-1	.000	1-1	1.000	2	0	2	0.4	2	0	0	2	0	0	5	1.0
24	SAMPLE, Eden	6-0	09:46	1.6	2-5	.400	0-3	.000	0-0	.000	1	0	1	0.2	0	0	0	1	0	0	4	0.7
Team											32	32	64				12					
<b>Total</b>		<b>18</b>	<b>3600</b>		<b>420-1075</b>	<b>.391</b>	<b>74-290</b>	<b>.255</b>	<b>214-322</b>	<b>.665</b>	<b>249</b>	<b>420</b>	<b>669</b>	<b>37.2</b>	<b>330</b>	<b>4</b>	<b>203</b>	<b>257</b>	<b>68</b>	<b>155</b>	<b>1128</b>	<b>62.7</b>
<b>Opponents</b>		<b>18</b>	<b>3600</b>		<b>363-933</b>	<b>.389</b>	<b>89-297</b>	<b>.300</b>	<b>237-334</b>	<b>.710</b>	<b>190</b>	<b>461</b>	<b>651</b>	<b>36.2</b>	<b>317</b>	<b>11</b>	<b>191</b>	<b>335</b>	<b>54</b>	<b>108</b>	<b>1052</b>	<b>58.4</b>

### Team Statistics

	ODU	OPP
<b>Scoring</b>	<b>1128</b>	<b>1052</b>
Points per game	62.7	58.4
Scoring margin	+4.2	-
<b>Field goals-att</b>	<b>420-1075</b>	<b>363-933</b>
Field goal pct	.391	.389
<b>3 point fg-att</b>	<b>74-290</b>	<b>89-297</b>
3-point FG pct	.255	.300
3-pt FG made per game	4.1	4.9
<b>Free throws-att</b>	<b>214-322</b>	<b>237-334</b>
Free throw pct	.665	.710
F-Throws made per game	11.9	13.2
<b>Rebounds</b>	<b>669</b>	<b>651</b>
Rebounds per game	37.2	36.2
Rebounding margin	+1.0	-
<b>Assists</b>	<b>203</b>	<b>191</b>
Assists per game	11.3	10.6
<b>Turnovers</b>	<b>257</b>	<b>335</b>
Turnovers per game	14.3	18.6
Turnover margin	+4.3	-
Assist/turnover ratio	0.8	0.6
<b>Steals</b>	<b>155</b>	<b>108</b>
Steals per game	8.6	6.0
<b>Blocks</b>	<b>68</b>	<b>54</b>
Blocks per game	3.8	3.0
<b>Winning streak</b>	<b>0</b>	<b>-</b>
Home win streak	0	-
<b>Attendance</b>	<b>14460</b>	<b>8337</b>
Home games-Avg/Game	9-1607	9-926
Neutral site-Avg/Game	-	0-0

### Team Results

Date	Opponent		Score	Att.
01/13/2022	at UTSA	W	57-46	455
01/15/2022	at UTEP	L	48-53	782
01/17/2022	Fla. Atlantic	W	61-48	1477
01/20/2022	Rice	W	69-59	1393
01/22/2022	North Texas	W	67-57	558
01/26/2022	Charlotte	L	61-64	1620
01/29/2022	at Charlotte	W	54-45	819
02/03/2022	at Marshall	W	62-47	412
02/05/2022	at Western Ky.	L	57-71	1156
02/07/2022	FIU	W	73-61	1615
02/10/2022	Middle Tenn.	W	58-56	1574
02/13/2022	at UAB	W	81-75	321
02/17/2022	Marshall	L	48-64	1765
02/19/2022	Western Ky.	W	75-55	2085
02/24/2022	at Fla. Atlantic	W	70-55	410
02/26/2022	at FIU	W	81-69	376
03/02/2022	Louisiana Tech	L	62-65	2373
03/05/2022	at Middle Tenn.	L	44-62	3606

# Old Dominion Women's Basketball 2021-22 Game Notes

## BOX SCORES

### GAME ONE



Official Basketball Box Score - Final  
**South Carolina St. at Old Dominion**  
 11/09/21 Charlayne Arena, Norfolk, Va.  
 2021-22 Women's Basketball

Game Time: 6:30 PM  
 Game Duration: 1:58  
 Attendance: 1,549

Officials: Tammy Holman, Priscilla Herring, Sarah Williams

South Carolina St. - 52

Record: 0-1

NO. Name	Min	FG		3P		FT		Rebounds		Fouls		TP	AS	TO	ST	Blocks		+/-
		M-A	M-A	M-A	M-A	OR	DR	FF	PF	BS	BA							
24 Trinity Klock	16:30	1-4	0-0	0-0	0-0	4	4	2	2	2	1	4	0	0	0	0	0	-14
2 Nadia Reese	16:30	1-4	0-0	0-0	0-0	4	4	2	2	2	1	4	0	0	0	0	0	-15
3 Lovely Sonnier	21:22	1-5	0-3	0-2	1	4	5	3	3	2	0	3	0	0	0	0	0	-15
15 Shania Wright	11:30	1-1	1-1	0-0	0	1	1	1	1	0	3	0	2	0	0	0	0	-8
21 Victoria Jordan	17:18	1-2	0-0	2-3	0	1	1	1	2	4	1	2	1	0	0	0	0	-4
34 Tiona Walls	17:35	1-3	0-1	2-4	1	2	3	1	2	4	1	1	1	0	0	0	0	-12
20 Nicole Gwynn	30:32	5-11	3-6	2-4	0	2	2	3	3	15	0	11	1	0	0	1	0	-19
5 Mekayla Lumpkin	22:24	0-2	0-2	0-0	0	0	0	0	0	0	2	1	1	0	0	0	0	-18
4 Brianna Thompson	14:50	0-1	0-0	1-2	0	0	0	3	1	1	1	1	0	0	0	0	0	-12
23 Aliciah Fields	11:16	1-1	0-0	0-0	1	0	1	0	0	2	0	2	0	0	0	0	0	-7
Team					3	4	7	0	0	2	0	2						
Totals		18-45	5-15	11-22	9	26	35	22	19	52	7	35	5	6	4	28		

Technical Fouls: NONE

Shooting By Period	
1 <sup>st</sup> FG%	6-15 40.0%
2 <sup>nd</sup> FG%	4-11 36.4%
3 <sup>rd</sup> FG%	5-12 41.7%
4 <sup>th</sup> FG%	3-7 42.9%
3PT%	0-0 0.0%
FT%	5-12 41.7%
GM FG%	18-45 40.0%
3PT%	5-15 33.3%
FT%	11-22 50.0%

Dead Ball Rebounds: 6, 0

### GAME TWO



Official Basketball Box Score - Final  
**Auburn at Old Dominion**  
 11/14/21 Charlayne Arena, Norfolk, Va.  
 2021-22 Women's Basketball

Game Time: 2:00 PM  
 Game Duration: 2:17  
 Attendance: 1,776

Officials: Measow Overstreet, Bill Larrance, David Jenkins

Auburn - 44

Record: 0-2

NO. Name	Min	FG		3P		FT		Rebounds		Fouls		TP	AS	TO	ST	Blocks		+/-
		M-A	M-A	M-A	M-A	OR	DR	FF	PF	BS	BA							
10 Kiyae White	11:12	0-2	0-0	0-0	0	0	0	4	1	0	0	0	0	0	0	0	0	0
2 Sania Wells	27:36	4-10	1-2	2-2	0	1	1	4	3	11	1	2	0	0	0	0	0	-7
3 Annie Hughes	37:35	1-6	0-4	0-0	0	2	2	1	2	2	0	0	0	0	0	0	0	-17
5 Aicha Coulibaly	38:07	7-14	0-2	3-7	4	9	13	4	6	17	0	3	1	1	0	0	0	-8
23 Honeshy Scott-Grayson	36:49	3-17	0-3	4-5	2	9	11	2	4	10	1	2	2	0	2	0	0	-14
14 Jash Jordan	05:38	0-1	0-0	0-0	1	1	2	2	0	0	1	3	0	0	1	1	0	-9
1 Xaria Wiggins	14:14	0-2	0-2	0-0	0	2	2	3	0	0	2	0	0	0	0	0	0	-3
12 Mar'shaun Bostic	17:07	0-3	0-0	2-2	0	1	1	4	1	2	2	1	2	1	0	0	0	-6
0 Amoura Graves	04:12	0-1	0-1	0-0	1	0	1	0	0	0	0	0	0	0	0	0	0	0
20 Adora Onwumelu	05:49	0-3	0-0	2-2	3	2	5	2	1	2	0	0	0	0	0	0	0	-7
4 Riley Donahue	00:49	0-0	0-0	0-0	0	0	0	0	0	0	0	0	0	0	0	0	0	0
Team					0	4	4	0	0	0	1							
Totals		15-59	1-14	13-18	11	31	42	27	19	44	5	16	5	5	7	13		

Technical Fouls: NONE

Shooting By Period	
1 <sup>st</sup> FG%	6-16 37.5%
2 <sup>nd</sup> FG%	2-16 12.5%
3 <sup>rd</sup> FG%	3-10 30.0%
4 <sup>th</sup> FG%	4-17 23.5%
3PT%	0-0 0.0%
FT%	11-22 50.0%
GM FG%	15-59 25.4%
3PT%	1-14 7.1%
FT%	13-18 72.2%

Dead Ball Rebounds: 3, 1

Old Dominion - 80

Record: 1-0

NO. Name	Min	FG		3P		FT		Rebounds		Fouls		TP	AS	TO	ST	Blocks		+/-
		M-A	M-A	M-A	M-A	OR	DR	FF	PF	BS	BA							
23 Amari Young	20:53	5-9	0-0	1-3	3	3	6	2	3	11	0	2	2	2	0	2	0	16
1 Mariah Adams	24:23	4-9	0-2	2-2	0	1	1	4	4	10	2	1	4	0	0	0	0	24
2 Iggy Allen	22:23	6-13	0-2	1-2	4	4	7	2	2	15	0	0	3	0	0	0	0	19
11 Kaye Clark	22:10	4-8	2-3	1-2	4	1	5	2	1	11	1	3	4	1	0	0	0	19
14 Ajah Wayne	26:38	4-13	1-4	6-6	4	3	7	1	4	15	1	1	2	1	2	1	2	23
3 Taleah Washington	13:26	1-5	0-1	4-5	0	2	2	1	3	6	1	3	1	1	0	0	0	7
25 Kaylen Nelson	10:57	0-2	0-0	0-0	2	3	5	1	0	0	0	0	0	0	0	0	0	0
0 Joy Campbell	09:45	0-0	0-0	0-0	0	0	0	0	0	0	0	0	0	0	0	0	0	0
10 Brianna Jackson	05:32	1-2	0-0	0-0	1	0	1	0	1	2	0	1	0	1	1	2	0	0
4 Aziah Hudson	18:26	1-5	0-4	0-2	0	0	0	0	1	2	1	1	1	1	0	0	0	18
5 Ashanti Barnes-Williams	13:42	1-4	0-2	3-5	1	2	4	2	5	2	1	2	0	0	0	0	0	0
22 Eden Sample	03:55	0-0	0-0	1-2	0	0	0	0	1	1	0	0	0	0	0	0	0	-2
35 Alex Rouse	03:55	0-0	0-0	0-0	1	0	1	0	1	0	0	0	0	0	0	0	0	-2
44 Amhyia Moreland	03:55	1-3	0-0	0-0	2	2	0	0	2	0	2	0	2	0	0	0	0	-2
Team					2	3	5	0	0	0	0							
Totals		28-73	5-18	19-29	21	23	44	19	22	80	9	15	19	4	6	28		

Technical Fouls: NONE

Shooting By Period	
1 <sup>st</sup> FG%	11-17 64.7%
2 <sup>nd</sup> FG%	9-26 34.6%
3 <sup>rd</sup> FG%	3-16 18.8%
4 <sup>th</sup> FG%	5-14 35.7%
3PT%	0-3 0.0%
FT%	9-13 69.2%
GM FG%	28-73 38.4%
3PT%	5-18 27.8%
FT%	19-29 65.5%

Dead Ball Rebounds: 8, 0

Old Dominion - 57

Record: 2-0

NO. Name	Min	FG		3P		FT		Rebounds		Fouls		TP	AS	TO	ST	Blocks		+/-
		M-A	M-A	M-A	M-A	OR	DR	FF	PF	BS	BA							
23 Amari Young	33:19	3-7	0-0	4-6	2	6	8	4	9	10	0	2	1	1	0	0	0	3
1 Mariah Adams	24:17	0-4	0-2	0-2	0	2	2	4	2	0	2	4	1	0	0	0	0	4
2 Iggy Allen	38:21	7-17	3-6	4-6	5	10	15	3	5	21	1	2	2	0	0	0	0	18
11 Kaye Clark	26:26	0-1	0-1	2-2	0	0	0	1	3	1	2	1	1	0	0	0	0	17
14 Ajah Wayne	35:50	5-18	1-6	8-9	2	9	11	6	1	19	2	0	1	1	2	1	2	15
3 Taleah Washington	08:16	0-1	0-0	0-0	0	2	2	0	0	0	0	2	0	0	0	0	0	-8
4 Aziah Hudson	16:24	0-4	0-3	2-2	0	0	0	1	1	2	0	0	0	0	0	0	0	0
25 Kaylen Nelson	07:46	0-1	0-0	1-2	1	1	2	0	1	1	0	0	0	0	0	0	0	0
0 Joy Campbell	06:38	0-1	0-0	0-0	0	0	0	0	0	0	0	0	0	0	0	0	0	0
5 Ashanti Barnes-Williams	05:53	0-0	0-0	0-0	0	0	0	0	0	0	0	0	0	0	0	0	0	0
12 Brianna Jackson	07:50	1-2	0-0	0-1	1	4	5	2	2	0	2	0	0	0	0	0	0	0
Team					2	1	3	0	0	0								
Totals		16-56	4-18	21-30	13	35	48	19	27	57	6	13	8	7	5	13		

Technical Fouls: NONE

Shooting By Period	
1 <sup>st</sup> FG%	2-12 16.7%
2 <sup>nd</sup> FG%	4-15 26.7%
3 <sup>rd</sup> FG%	7-15 46.7%
4 <sup>th</sup> FG%	3-14 21.4%
3PT%	1-4 25.0%
FT%	15-28 53.6%
GM FG%	16-56 28.6%
3PT%	4-18 22.2%
FT%	21-30 70.0%

Dead Ball Rebounds: 4, 0

Biggest lead	Auburn		ODU		Points from Turnovers
--------------	--------	--	-----	--	-----------------------

# Old Dominion Women's Basketball 2021-22 Game Notes

## BOX SCORES

### GAME FIVE



Official Basketball Box Score - Final  
**Saint Joseph's at Old Dominion**  
11/26/21 Leonard E. Merrell Center, Katy  
2021-22 Women's Basketball

Game Time: 11:00 AM  
Game Duration: 1:46

Officials: Demoya Williams, Chaney Murnigh, Kristen Jones

Saint Joseph's - 50

Record: 3-4

NO. Name	Min	FG			3P			FT			Rebounds			Fouls			TP	AS	TO	ST	Blocks			+/-
		M	A	M/A	M	A	M/A	O	R	DR	OR	DR	PF	FD	BS	BA					BL			
11 Elizabeth Marsicano	F	12:49	1-4	1-3	0-0	0	0	0	4	0	3	2	2	0	0	0	0	0	0	0	0	0	-2	
32 Gabby Smalls	F	10:51	0-1	0-0	0-0	0	0	0	3	3	4	1	0	0	1	0	0	0	0	0	0	-13		
5 Julia Nystrom	G	29:23	1-4	0-2	0-0	1	2	3	1	1	2	3	0	0	0	0	0	0	0	0	0	-5		
14 Katie Jekot	G	31:40	2-10	1-5	2-2	0	4	4	0	4	0	4	2	1	0	0	0	0	0	0	0	-16		
23 Alayna Gribble	G	30:31	4-9	3-6	0-0	3	1	4	0	0	11	0	0	0	0	0	0	0	0	0	0	-13		
0 Talya Brugler	G	16:57	2-5	0-1	0-0	1	2	3	0	2	4	0	1	0	0	0	0	0	0	0	0	-1		
33 Katie Mayoock	G	16:55	1-3	0-0	0-0	1	2	3	1	1	2	3	0	0	1	2	0	0	0	0	0	-1		
1 Olivia Mullins	G	19:40	1-5	0-2	4-4	0	0	0	0	1	2	6	1	2	1	0	0	0	0	0	0	-9		
21 Mackenzie Smith	G	08:46	1-3	1-1	0-0	0	1	1	2	0	3	0	1	0	0	0	0	0	0	0	0	-8		
12 Laila Fair	G	22:28	5-7	0-0	2-4	3	3	6	3	5	12	0	3	1	2	0	0	0	0	0	0	-2		
Team			3	1	4																			
Totals		18:51	6:20	8:10	12	19	31	16	15	50	12	15	4	5	3	17								

Technical Fouls: Nystrom 2<sup>nd</sup> 6:56  
Dead Ball Rebounds: 1,0

### GAME SIX



Official Basketball Box Score - Final  
**Old Dominion at Texas Tech**  
11/22/21 Leonard E. Merrell Center, Katy  
2021-22 Women's Basketball

Game Time: 1:30 PM  
Game Duration: 1:54

Officials: Brian Garland, Jennifer White, LaShonda Kidd

Old Dominion - 59

Record: 4-2

NO. Name	Min	FG			3P			FT			Rebounds			Fouls			TP	AS	TO	ST	Blocks			+/-
		M	A	M/A	M	A	M/A	O	R	DR	OR	DR	PF	FD	BS	BA					BL			
12 Brianna Jackson	F	22:21	0-4	0-0	2-2	1	1	2	4	2	2	1	4	0	0	0	0	0	0	0	0	0	1	
23 Amari Young	F	25:20	3-8	0-0	0-3	3	1	4	2	4	6	0	1	1	2	1	2	1	2	1	2	12		
2 Iggy Allen	G	32:13	5-14	2-5	0-0	2	6	8	2	2	12	1	2	0	0	0	0	0	0	0	0	0		
11 Kaye Clark	G	21:02	0-4	0-0	0-0	4	1	5	5	1	0	3	3	2	1	2	1	2	1	2	18			
14 Ajah Wayne	G	30:38	7-13	3-6	0-0	3	4	7	4	5	17	0	1	3	0	0	0	0	0	0	0	8		
11 Mariah Adams	G	34:12	5-9	0-1	4-4	1	6	7	4	1	14	7	1	4	0	0	0	0	0	0	0	14		
25 Kaylen Nelson	G	03:43	0-0	0-0	0-0	0	0	0	0	1	0	0	0	0	0	0	0	0	0	0	0	1		
4 Aziah Hudson	G	27:04	3-6	2-4	0-1	0	0	0	0	0	1	8	0	0	0	0	0	0	0	0	0	8		
44 Amiyah Moreland	G	03:27	0-0	0-0	0-0	0	0	0	0	0	0	0	0	0	0	0	0	0	0	0	0	8		
Team			0	1	1																			
Totals		23:58	7:16	6:10	14	21	35	24	16	59	12	13	10	3	3	14								

Technical Fouls: NONE  
Dead Ball Rebounds: 2,0

Old Dominion - 67

Record: 3-2

NO. Name	Min	FG			3P			FT			Rebounds			Fouls			TP	AS	TO	ST	Blocks			+/-
		M	A	M/A	M	A	M/A	O	R	DR	OR	DR	PF	FD	BS	BA					BL			
12 Brianna Jackson	F	22:29	3-6	0-0	1-1	1	4	5	4	2	7	1	1	2	1	2	1	2	1	2	1	0	23	
23 Amari Young	F	29:24	4-8	0-0	2-4	2	3	5	3	8	10	0	1	0	0	0	0	0	0	0	0	0	2	
2 Iggy Allen	G	17:53	6-8	3-4	0-0	1	3	4	0	15	0	1	0	0	0	0	0	0	0	0	0	23		
11 Kaye Clark	G	33:36	3-5	1-2	0-0	2	1	3	1	1	7	3	0	1	1	0	0	0	0	0	0	16		
14 Ajah Wayne	G	35:47	5-15	0-1	2-3	7	2	9	0	3	12	4	2	1	1	1	3	1	3	1	3	12		
11 Mariah Adams	G	29:07	5-8	2-2	2-2	1	4	5	3	0	14	6	2	2	0	0	0	0	0	0	0	16		
44 Amiyah Moreland	G	03:01	0-2	0-0	0-0	0	0	0	0	0	0	2	0	0	0	0	0	0	0	0	0	-3		
4 Aziah Hudson	G	17:27	0-6	0-5	0-0	1	1	1	0	0	0	2	0	0	0	0	0	0	0	0	0	-6		
25 Kaylen Nelson	G	07:17	1-1	0-0	0-0	1	1	2	0	0	2	0	0	0	0	0	0	0	0	0	0	1		
0 Joy Campbell	G	01:12	0-2	0-0	0-0	1	1	2	0	1	0	0	0	0	0	0	0	0	0	0	0	1		
5 Ashanti Barnes-Williams	G	02:47	0-1	0-0	0-0	0	0	0	0	0	0	0	0	0	0	0	0	0	0	0	0	-1		
Team			1	3	4																			
Totals		27:62	6:14	7:10	18	22	40	15	15	67	16	9	6	3	5	17								

Technical Fouls: NONE  
Dead Ball Rebounds: 1,0

Texas Tech - 45

Record: 5-1

NO. Name	Min	FG			3P			FT			Rebounds			Fouls			TP	AS	TO	ST	Blocks			+/-
		M	A	M/A	M	A	M/A	O	R	DR	OR	DR	PF	FD	BS	BA					BL			
10 Bryn Gerlich	F	29:06	3-7	0-2	0-0	1	3	4	2	6	2	7	0	0	0	0	0	0	0	0	0	0	-5	
24 Taylah Thomas	F	35:09	1-5	0-0	3-4	1	8	9	5	6	5	0	3	0	0	0	0	0	0	0	0	-12		
1 Ella Tolaeon	G	27:51	2-3	0-0	0-3	2	4	6	1	2	4	1	2	2	1	0	1	0	1	0	1	0		
4 Lexy Hightower	G	33:01	4-8	1-3	4-5	0	2	2	3	7	13	0	3	1	0	0	0	0	0	0	0	-12		
5 Rhylee McKinney	G	34:36	3-6	0-2	0-0	0	0	0	0	0	6	1	1	0	1	0	1	0	1	0	0	19		
23 Khadija Faye	F	17:18	0-3	0-0	5-8	1	3	4	3	4	5	0	1	0	1	2	1	2	1	2	1	-2		
33 Chantae Embry	G	13:53	2-4	0-2	2-2	0	2	2	0	2	6	0	0	0	0	0	0	0	0	0	0	-12		
11 Saga Ukkonen	G	09:06	0-3	0-1	0-0	0	0	0	0	1	0	0	0	0	0	0	0	0	0	0	0	-4		
Team			3	4																				
Totals		15:39	1:10	14:22	8	23	31	18	24	45	4	17	6	3	3	19								

Technical Fouls: Bench 2<sup>nd</sup> 2:39, Thomas 2<sup>nd</sup> 0:09  
Dead Ball Rebounds: 3,0

Biggest lead	SJU		Points from Turnovers	SJU		Period by Period Scoring
	0 (1 <sup>st</sup> 10:00)	17 (4 <sup>th</sup> 0:17)		11	17	
Best Scoring Run	5 (2 <sup>nd</sup> 7:47)	10 (4 <sup>th</sup> 0:17)	24	34	SJU 4 16 21 9 50	
Lead Changes	0	0	11	14	ODU 13 13 16 25 67	
Times Tied	2	0	0	2		
Time with Lead	00:00	36:39	27	16		

Biggest lead	ODU		Points from Turnovers	TTU		Period by Period Scoring
	27 (3 <sup>rd</sup> 8:31)	0 (1 <sup>st</sup> 10:00)		15	11	
Best Scoring Run	19 (3 <sup>rd</sup> 9:49)	12 (3 <sup>rd</sup> 2:06)	20	24	ODU 15 22 12 10 59	
Lead Changes	0	0	10	6		
Times Tied	0	0	7	0	TTU 10 4 19 12 45	
Time with Lead	38:44	00:00	22	11		

### GAME SEVEN



Official Basketball Box Score - Final  
**Stetson at Old Dominion**  
11/28/21 Leonard E. Merrell Center, Katy  
2021-22 Women's Basketball

Game Time: 11:00 AM  
Game Duration: 1:51

Officials: Brian Garland, Symbri Tuttle, Jaclyn Watson

Stetson - 51

Record: 4-3

NO. Name	Min	FG			3P			FT			Rebounds			Fouls			TP	AS	TO	ST	Blocks			+/-
		M	A	M/A	M	A	M/A	O	R	DR	OR	DR	PF	FD	BS	BA					BL			

# Old Dominion Women's Basketball 2021-22 Game Notes

## BOX SCORES

### GAME NINE



Official Basketball Box Score - Final  
**Bowie St. at Old Dominion**  
12/08/21 Charlayne Arena, Norfolk, Va.  
2021-22 Women's Basketball

Game Time: 6:30 PM  
Game Duration: 1:42  
Attendance: 1,391

Officials: Natasha Camy, Kristie Watkins-Day, Katie Wood

Bowie St. - 29

Record: 2-4

NO. Name	Min	FG			FT			Rebounds		Fouls		TP	AS	TO	ST	Blocks		+/-
		M/A	3P/A	M/A	M/A	OR	DR	OR	DR	PF	FF					BS	BA	
15 Talayna Hutton	F	26:41	3-15	0-2	0-0	3	5	8	1	0	6	1	3	3	0	3	-26	
1 Seanice Lyons	G	09:41	0-1	0-0	0-0	0	0	0	2	0	0	0	0	0	1	0	-13	
2 Drew Calhoun	G	21:02	0-1	0-0	0-0	0	0	3	2	0	0	0	0	0	0	0	-29	
21 Robyn Howard	G	32:13	0-2	0-1	0-0	1	2	3	3	0	0	0	0	0	0	0	-27	
30 Katerra Myers	G	13:57	0-1	0-1	0-2	1	2	3	0	0	0	0	0	0	0	0	-25	
3 Anii Harris	17:45	2-6	0-0	2-2	1	0	1	5	3	6	0	3	0	0	0	0	-21	
34 Amani Ball	22:36	3-4	2-3	0-0	1	2	3	4	1	8	0	3	0	0	0	0	-19	
4 Chyna Butler	21:23	1-4	0-0	0-0	2	2	4	1	1	2	2	8	2	0	0	0	-21	
24 Saniha Jackson	09:54	0-2	0-0	0-4	0	0	3	3	0	0	1	2	0	0	0	0	-10	
20 Jewel Porter	12:41	1-3	0-1	0-2	0	2	2	1	2	2	0	2	0	2	0	0	-10	
5 Jazmyne Scott	10:00	1-1	0-0	3-8	0	0	3	2	4	5	0	1	0	0	0	0	-10	
32 Shanyse Alexander	02:07	0-1	0-0	0-0	0	0	0	0	0	0	0	0	0	0	0	0	-1	
Team					3	1	4			0		2						
Totals		11:41	2-9	5-18	12	25	37	24	14	29	4	30	5	3	4	-41		

Technical Fouls: NONE

Dead Ball Rebounds: 8, 0

Old Dominion - 70

Record: 7-2

NO. Name	Min	FG			FT			Rebounds		Fouls		TP	AS	TO	ST	Blocks		+/-
		M/A	3P/A	M/A	M/A	OR	DR	OR	DR	PF	FF					BS	BA	
23 Amari Young	F	15:10	5-6	0-0	1-2	3	2	5	4	11	0	0	2	0	0	0	27	
1 Mariah Adams	G	17:56	1-3	0-2	0-0	1	1	3	1	4	2	0	0	0	0	0	30	
2 Iggy Allen	G	16:42	1-10	0-4	0-1	1	4	5	0	3	2	2	2	1	0	0	29	
11 Kaye Clark	G	13:24	1-3	0-1	0-0	1	1	2	2	1	2	1	3	3	0	0	28	
14 Ajah Wayne	G	16:16	3-4	3-3	2-2	0	1	1	3	2	11	2	2	2	0	0	32	
4 Aziah Hudson	12:08	3-6	2-5	0-0	0	1	1	0	0	8	0	1	2	0	0	10		
0 Joy Campbell	20:00	2-6	0-2	2-5	0	2	2	0	3	6	0	1	1	0	0	9		
3 Taleah Washington	17:19	2-6	2-5	0-0	0	0	0	1	1	6	5	0	0	0	0	1	9	
12 Brianna Jackson	13:36	3-5	0-0	1-3	2	1	3	2	4	7	1	0	0	0	3	1	13	
44 Amiyah Moreland	10:40	0-1	0-0	1-2	0	4	4	2	2	1	0	0	2	0	0	0	2	
25 Kaylen Nelson	16:38	1-5	0-0	2-2	1	1	2	0	2	4	0	3	1	0	0	0	8	
5 Ashanti Barnes-Williams	17:17	3-6	0-0	0-0	2	1	3	2	0	6	0	1	0	1	0	0	6	
24 Eden Sample	12:54	1-3	0-1	0-2	1	1	2	1	1	2	1	0	1	0	0	0	2	
Team					5	5	10			0		1						
Totals		26:64	7-23	11-21	18	23	41	15	24	70	14	14	15	4	3	41		

Technical Fouls: Wayne 3<sup>rd</sup> 7<sup>th</sup> 4<sup>th</sup>

Dead Ball Rebounds: 5, 0

Biggest lead	BSU		ODU		Points from Turnovers	BSU	ODU	Period by Period Scoring			
	0 (1 <sup>st</sup> 10:00)	41 (3 <sup>rd</sup> 1:55)	0	1				1st	2nd	3rd	4th
Best Scoring Run	6 (2 <sup>nd</sup> 1:32)		21 (3 <sup>rd</sup> 4:26)		Paint	14		BSU 2 10 4 13 29			
Lead Changes	0		0		Second Chance	6 21		ODU 17 16 21 16 70			
Times Tied	0		0		Fast Breaks	5 11					
Time with Lead	00:00		39:45		Bench	23 40					

### GAME ELEVEN



Official Basketball Box Score - Final  
**Old Dominion at Appalachian St.**  
12/18/21 Holmes Convocation Center, Boone, NC  
2021-22 Women's Basketball

Game Time: 2:00 PM  
Game Duration: 1:43  
Attendance: 204

Officials: Natasha Harris, Joyi Candler, LaSonia Baker

Old Dominion - 85

Record: 9-2

NO. Name	Min	FG			FT			Rebounds		Fouls		TP	AS	TO	ST	Blocks		+/-
		M/A	3P/A	M/A	M/A	OR	DR	OR	DR	PF	FF					BS	BA	
23 Amari Young	F	17:49	2-4	0-0	1-2	0	2	2	1	1	5	3	0	0	2	1	14	
2 Iggy Allen	G	23:13	10-15	3-4	0-0	0	8	8	2	0	23	2	1	1	0	0	30	
3 Taleah Washington	G	24:47	2-7	1-4	1-1	0	1	1	2	1	9	0	3	1	0	1	20	
11 Kaye Clark	G	23:46	3-3	1-1	0-0	0	3	3	1	1	7	3	1	2	0	0	23	
14 Ajah Wayne	G	25:42	7-12	3-4	4-4	2	2	0	2	21	2	1	3	0	0	0	29	
4 Aziah Hudson	21:44	2-4	0-0	1-1	0	3	3	1	1	5	3	0	2	0	0	0	16	
12 Brianna Jackson	18:03	5-7	0-0	0-0	2	6	8	2	0	10	0	2	1	2	0	0	24	
0 Joy Campbell	18:07	2-4	0-0	0-0	0	3	3	1	2	4	2	5	5	0	0	0	16	
25 Kaylen Nelson	14:53	1-5	0-0	0-0	1	0	1	1	0	2	1	0	0	0	0	0	12	
44 Amiyah Moreland	07:03	0-1	0-0	0-0	1	1	2	4	1	0	0	0	0	0	0	0	-3	
24 Eden Sample	04:53	1-2	0-1	0-0	0	0	0	0	0	2	1	0	0	0	0	0	-1	
Team					2	1	3			0		0						
Totals		35:64	8-14	7-8	8	28	36	15	9	85	17	13	15	5	3	36		

Technical Fouls: NONE

Dead Ball Rebounds: 0, 0

Appalachian St. - 49

Record: 6-6

NO. Name	Min	FG			FT			Rebounds		Fouls		TP	AS	TO	ST	Blocks		+/-
		M/A	3P/A	M/A	M/A	OR	DR	OR	DR	PF	FF					BS	BA	
2 A'Lea Gilbert	F	16:58	1-3	0-0	1-2	5	6	11	0	1	3	0	2	0	0	0	-18	
1 Mariah Frazier	G	24:07	1-4	0-1	0-0	1	2	3	0	0	2	2	1	0	0	0	-21	
10 Michaela Porter	G	31:52	5-18	2-8	1-1	3	0	3	2	13	0	3	3	0	0	0	-38	
13 Emily Carver	G	05:53	0-1	0-0	0-0	1	0	1	1	1	0	1	0	0	0	0	-11	
24 Janay Sanders	G	22:55	2-5	0-0	2-3	0	2	2	1	4	6	3	5	0	0	0	-17	
11 Faith Alston	30:01	3-10	1-4	0-0	0	0	1	1	0	7	1	2	2	0	0	0	-30	
12 Zada Porter	22:47	3-7	0-2	2-5	1	1	2	1	3	8	1	2	3	0	0	0	-13	
3 Taylor Lewis	19:09	2-5	0-1	0-0	0	1	1	1	1	4	0	1	1	2	0	0	-15	
22 Summer Schloss	08:15	2-6	0-1	0-0	0	3	4	7	2	1	4	0	4	1	0	0	5	
23 Breanna Locke	10:59	1-5	0-3	0-0	0	3	3	0	0	2	0	0	0	0	0	0	-8	
4 Dane Bertolina	04:26	0-1	0-0	0-0	1	1	2	0	1	0	0	0	0	0	0	0	-4	
15 Emma Newton	01:19	0-0	0-0	0-0	0	0	0	0	0	0	0	0	0	0	0	0	-6	
40 Adair Garrison	01:19	0-0	0-0	0-0	0	0	0	0	0	0	0	0	0	0	0	0	-5	
Team					5	1	6			0		0						
Totals		20:65	3-20	6-11	20	22	42	9	15	49	8	24	10	3	5	-36		

Technical Fouls: NONE

Dead Ball Rebounds: 2, 0

Biggest lead	ODU		APP		Points from Turnovers	BSU	APP	Period by Period Scoring			
	40 (4 <sup>th</sup> 5:47)	0 (1 <sup>st</sup> 10:00)	0	1				1st	2nd	3rd	4th
Best Scoring Run	12 (1 <sup>st</sup> 6:38)		10 (4 <sup>th</sup> 2:52)		Paint	38 28		ODU 32 17 21 15 85			
Lead Changes	0		0		Second Chance	6 12					
Times Tied	0		0		Fast Breaks	17 7					
Time with Lead	39:44		00:00		Bench	23 25					

### GAME TEN



Official Basketball Box Score - Final  
**Norfolk St. at Old Dominion**  
12/12/21 Charlayne Arena, Norfolk, Va.  
2021-22 Women's Basketball

Game Time: 2:00 PM  
Game Duration: 1:54  
Attendance: 1,304

Officials: Deanna Jackson, Courtney Robinson, Cori Chambers

Norfolk St. - 47

Record: 3-6





# Old Dominion Women's Basketball 2021-22 Game Notes

## BOX SCORES

### GAME SEVENTEEN



Official Basketball Box Score - Final  
**North Texas at Old Dominion**  
01/22/22 Charlayne Arena, Norfolk, Va.  
2021-22 Women's Basketball

Game Time: 3:00 PM  
Game Duration: 2:10  
Attendance: 358

Officials: Jennifer Rezac, Stephanie Barksdale, Kaz Beverley

North Texas - 57

Record: 7-8 (1-4)

NO. Name	Min	FG			FT			Rebounds		Fouls		TP	AS	TO	ST	Blocks			+/-
		M-A	M-A	M-A	OR	DR	TOT	PF	FD	BS	BA					BB			
21 Jaylen Mallard	32:07	7-12	0-0	2-4	3-0	3-4	4-3	16	1	2	1	1	1	1	1	1	1	1	-5
41 Madi Townley	29:04	0-1	0-0	0-0	2-2	4-4	5-2	0	1	2	1	1	0	1	0	1	1	-14	
0 Quincy Noble	23:09	2-12	0-4	2-4	1-3	4-4	5-2	6	1	3	1	1	0	0	0	1	0	-1	
4 Jazion Jackson	27:45	4-8	0-2	8-10	1-3	4-4	3-6	16	4	0	0	1	0	0	0	1	0	-9	
22 Aly Gamez	37:46	3-7	1-1	6-10	0-5	5-5	4-8	13	4	4	1	0	1	0	0	1	0	-5	
20 Amber Dixon	11:02	0-0	0-0	0-0	0-4	0-0	0-0	0	0	0	0	0	0	0	0	0	0	1	
33 Emma Villas-Gomis	16:03	2-5	2-4	0-2	0-0	0-0	0-1	6	1	1	1	0	1	0	0	1	0	-7	
1 Kendall McGruder	11:07	0-3	0-2	0-0	0-0	0-0	0-3	0	0	0	0	0	0	0	0	0	0	-5	
10 Trena Mims	09:28	0-1	0-0	0-0	0-0	0-0	0-0	0	0	0	0	0	0	2	0	0	0	-5	
11 Chbe Callahan	02:29	0-1	0-1	0-0	1-2	3-3	1-0	0	1	1	0	0	0	0	0	0	0	-5	
Team																			
<b>Totals</b>		18:50	3-14	18:30	9	20	29	22	25	57	13	16	6	4	4	0	0	0	

Technical Fouls: NONE

Shooting By Period		
1 <sup>st</sup> FG%	3-10	30.0%
3PT%	1-2	50.0%
FT%	3-7	42.9%
2 <sup>nd</sup> FG%	4-12	33.3%
3PT%	2-4	50.0%
FT%	5-8	62.5%
3 <sup>rd</sup> FG%	6-15	40.0%
3PT%	0-5	0.0%
FT%	6-11	54.5%
4 <sup>th</sup> FG%	5-13	38.5%
3PT%	0-3	0.0%
FT%	4-4	100%
GM FG%	18-50	36.0%
3PT%	3-14	21.4%
FT%	18-30	60.0%

Dead Ball Rebounds: 9, 0

Old Dominion - 67

Record: 14-3 (4-1)

NO. Name	Min	FG			FT			Rebounds		Fouls		TP	AS	TO	ST	Blocks			+/-
		M-A	M-A	M-A	OR	DR	TOT	PF	FD	BS	BA					BB			
12 Brianna Jackson	28:13	4-8	0-0	1-1	4-8	12-4	4-4	8	0	2	0	2	0	2	1	1	0	0	1
23 Amari Young	21:07	6-10	0-0	1-4	4-4	8-5	4-4	13	0	3	1	1	0	0	0	1	0	-1	
1 Mariah Adams	33:54	4-8	0-2	3-4	4-4	7-4	4-4	11	6	4	1	0	1	0	1	0	1	8	
2 Iggy Allen	25:46	5-16	0-6	3-4	2-4	6-4	4-3	13	0	1	0	1	0	0	0	1	0	12	
14 Ajah Wayne	25:31	3-9	0-0	2-4	4-4	8-3	3-3	8	3	2	3	1	0	0	1	0	1	13	
4 Aziah Hudson	21:40	1-7	1-6	1-2	1-0	1-1	1-1	4	0	1	0	0	0	0	1	1	0	1	
11 Kaye Clark	08:59	0-2	0-1	0-0	0-0	0-0	0-0	0	0	1	1	0	0	0	0	0	0	1	
44 Amthya Moreland	07:51	1-2	0-0	1-2	4-0	4-0	0-1	3	1	1	0	0	1	1	0	0	1	-2	
0 Joy Campbell	18:45	1-3	1-2	2-2	0-0	1-1	1-1	5	2	0	0	0	0	0	0	0	0	9	
25 Kaylen Nelson	08:14	0-0	0-0	2-2	1-0	1-0	1-2	0	1	1	1	0	0	0	0	0	0	-5	
Team																			
<b>Totals</b>		25:65	2-17	15:25	24	26	50	26	22	67	13	17	7	4	4	0	0	0	

Technical Fouls: Coach 3<sup>rd</sup> 0:43

Shooting By Period		
1 <sup>st</sup> FG%	5-22	22.7%
3PT%	0-6	0.0%
FT%	1-2	50%
2 <sup>nd</sup> FG%	9-17	52.9%
3PT%	2-4	50.0%
FT%	0-0	0%
3 <sup>rd</sup> FG%	6-16	37.5%
3PT%	0-5	0.0%
FT%	6-11	54.5%
4 <sup>th</sup> FG%	5-10	50.0%
3PT%	0-2	0.0%
FT%	8-12	66.7%
GM FG%	25-65	38.5%
3PT%	2-17	11.8%
FT%	15-25	60.0%

Dead Ball Rebounds: 6, 0

Biggest lead	UNT		Points from Turnovers	UNT	ODU	Period by Period Scoring					
	2 (1 <sup>st</sup> 9:23)	12 (4 <sup>th</sup> 0:13)				1st	2nd	3rd	4th	TOT	
Best Scoring Run	7 (3 <sup>rd</sup> 1:16)	8 (2 <sup>nd</sup> 5:40)	26	34		UNT	10	15	18	14	57
Lead Changes	3		Second Chance	4	19	ODU	11	20	18	18	67
Times Tied	4		Fast Breaks	11	7						
Time with Lead	00:25	34:47	Bench	6	14						

### GAME EIGHTEEN



Official Basketball Box Score - Final  
**Charlotte at Old Dominion**  
01/26/22 Charlayne Arena, Norfolk, Va.  
2021-22 Women's Basketball

Game Time: 6:30 PM  
Game Duration: 1:57  
Attendance: 1,629

Officials: Brian Garland, Kyle Galway, Kristen Bell

Charlotte - 64

Record: 9-6 (5-0)

NO. Name	Min	FG			FT			Rebounds		Fouls		TP	AS	TO	ST	Blocks			+/-
		M-A	M-A	M-A	OR	DR	TOT	PF	FD	BS	BA					BB			
24 Molina Williams	28:02	2-5	1-2	1-2	1-1	2-3	3-3	6	0	2	0	2	0	0	1	0	1	0	2
40 KeKe McKinney	35:58	5-8	0-1	0-0	1-1	10-11	3-2	10	0	1	1	1	1	1	1	1	1	1	
12 Mikayla Boykin	32:38	5-10	3-5	2-2	1-7	8-8	1-1	15	1	3	1	1	2	0	0	0	0	-6	
13 Octavia Jett-Wilson	37:46	8-17	2-5	4-6	4-1	5-4	4-5	22	1	4	0	0	0	0	0	0	0	6	
15 Jada McMillian	33:59	3-6	0-2	1-7	1-3	4-3	6-7	8	5	1	0	1	0	1	0	1	0	5	
20 Jacee Busick	15:59	1-2	0-0	2-3	1-2	3-3	0-2	4	0	1	0	0	0	0	0	0	0	3	
23 Kameron Roach	10:15	0-3	0-1	0-0	1-3	4-2	0-0	0	1	0	0	0	0	0	0	0	0	1	
Team																			
<b>Totals</b>		24:53	6-16	10:20	11	27	38	16	19	64	10	18	3	8	3	3	3	3	

Technical Fouls: NONE

Shooting By Period		
1 <sup>st</sup> FG%	6-14	42.9%
3PT%	4-6	66.7%
FT%	0-0	0%
2 <sup>nd</sup> FG%	6-13	46.2%
3PT%	1-3	33.3%
FT%	3-7	42.9%
3 <sup>rd</sup> FG%	8-16	50.0%
3PT%	0-3	0.0%
FT%	2-3	66.7%
4 <sup>th</sup> FG%	4-10	40.0%
3PT%	1-4	25.0%
FT%	5-10	50%
GM FG%	24-53	45.3%
3PT%	6-16	37.5%
FT%	10-20	50.0%

Dead Ball Rebounds: 5, 0

Old Dominion - 61

Record: 14-4 (2-2)

NO. Name	Min	FG			FT			Rebounds		Fouls		TP	AS	TO	ST	Blocks			+/-
		M-A	M-A	M-A	OR	DR	TOT	PF	FD	BS	BA					BB			
12 Brianna Jackson	22:23	5-9	0-0	1-2	2-3	5-4	4-4	11	0	0	3	1	1	2	0	0	0	0	2
23 Amari Young	33:34	3-6	0-0	3-4	6-6	12-2	3-3	9	2	2	2	2	0	0	0	1	0	1	
1 Mariah Adams	32:41	4-10	2-5	1-2	0-3	3-4	1-1	11	5	2	2	2	0	0	0	1	0	1	
2 Iggy Allen	34:19	6-24	0-4	2-3	2-4	6-4	3-14	1	2	2	0	3	-9	0	0	0	0	0	
14 Ajah Wayne	34:30	2-8	0-3	4-6	1-2	3-3	3-3	8	4	1	0	2	0	0	0	0	0	2	
0 Joy Campbell	07:19	0-1	0-0	0-0	0-0	0-0	0-0	0	0	0	0	0	0	0	0	0	0	-4	
44 Amthya Moreland	08:34	1-2	0-0	1-2	1-3	4-0	2-3	0	0	0	0	2	1	0	0	0	0	0	
11 Kaye Clark	20:15	2-4	1-1	0-0	1-2	3-1	0-0	5	2	0	0	0	0	0	0	0	0	2	
4 Aziah Hudson	08:25	0-0	0-0	0-0	0-0	0-0	1-0	0	0	0	0	0	0	0	0	0	0	0	
Team																			
<b>Totals</b>		23:64	3-13	12:19	16	23	39	19	16	61	10	13	12	3	8	3	3	3	

Technical Fouls: NONE

Shooting By Period		
1 <sup>st</sup> FG%	5-17	29.4%
3PT%	0-2	0.0%
FT%	1-3	33.3%
2 <sup>nd</sup> FG%	8-17	47.1%
3PT%	2-5	40.0%
FT%	2-2	100%
3 <sup>rd</sup> FG%	5-17	29.4%
3PT%	0-4	0.0%
FT%	1-2	50%
4 <sup>th</sup> FG%	5-13	38.5%
3PT%	0-3	0.0%
FT%	8-12	66.7%



# Old Dominion Women's Basketball 2021-22 Game Notes

## BOX SCORES

### GAME TWENTY-FIVE



Official Basketball Box Score - Final  
**Marshall at Old Dominion**  
 02/19/22 Charlayne Arena, Norfolk, Va.  
 2021-22 Women's Basketball

Game Time: 6:30 PM  
 Game Duration: 1:46  
 Attendance: 1,765

Officials: Dawn Marsh, Stephanie Barkdale, Josh Howat

Marshall - 64

Record: 13-10 (8-6)

NO. Name	Min	FG		3P		FT		Rebounds		Fouls		TP	AS	TO	ST	Blocks		+/-	
		M/A	M/A	M/A	M/A	OR	DR	FF	FD	BS	BA								
24 Kennedi Colclough	F 29:37	4-10	1-1	0-0	0	6	6	3	0	9	1	5	0	0	2	5	0	0	18
34 Lorelei Roper	F 28:34	2-2	0-0	0-0	0	4	4	4	1	4	2	2	0	1	0	1	0	0	18
4 Savannah Wheeler	G 35:24	9-16	3-7	9-9	1	5	6	2	5	30	3	3	0	0	0	1	0	0	22
10 Aaliyah Dunham	G 38:15	5-11	3-6	2-3	1	7	8	1	5	15	3	1	0	0	0	0	0	0	13
33 Brianah Ferby	G 17:31	0-4	0-2	0-0	0	1	1	1	1	1	0	1	0	3	0	0	0	0	1
3 CC Mays	24:27	1-3	1-2	0-2	1	3	4	2	3	3	4	2	2	0	0	0	0	0	20
0 Kia Sivlis	07:07	0-0	0-0	0-0	0	1	0	1	2	0	0	1	0	0	0	0	0	0	-2
23 Alexis Johnson	19:05	1-4	1-1	0-0	0	4	4	2	0	3	0	2	2	0	0	0	0	0	3
<b>Team</b>						3	2	5	0	0	0	2							
<b>Totals</b>		22:50	9-19	11-14	7	32	39	19	15	64	14	18	7	1	3	16			

Technical Fouls: NONE

Shooting By Period		
1 <sup>st</sup> FG%	9-13	69.2%
3PT%	3-4	75.0%
FT%	1-1	100%
2 <sup>nd</sup> FG%	3-10	30.0%
3PT%	3-5	60.0%
FT%	4-4	100%
3 <sup>rd</sup> FG%	2-15	13.3%
3PT%	0-6	0.0%
FT%	6-7	85.7%
4 <sup>th</sup> FG%	8-12	66.7%
3PT%	3-4	75.0%
FT%	0-2	0%
GM FG%	22-50	44.0%
3PT%	9-19	47.4%
FT%	11-14	78.6%

Dead Ball Rebounds: 2, 0

Old Dominion - 48

Record: 19-6 (9-4)

NO. Name	Min	FG		3P		FT		Rebounds		Fouls		TP	AS	TO	ST	Blocks		+/-	
		M/A	M/A	M/A	M/A	OR	DR	FF	FD	BS	BA								
12 Brianna Jackson	F 25:00	4-10	0-0	2-2	2	2	4	2	3	10	1	4	1	1	0	0	0	0	-11
23 Amari Young	F 28:04	1-5	0-0	0-3	1	5	6	2	4	2	2	1	1	0	0	0	0	0	-8
1 Mariah Adams	G 30:03	1-3	0-1	0-0	0	3	3	3	0	2	1	1	0	1	0	0	0	0	-9
2 Iggy Allen	G 35:12	1-16	1-8	1-4	1	4	5	3	2	4	2	1	2	0	0	0	0	0	-13
14 Ajah Wayne	G 36:26	9-18	0-3	5-6	4	4	8	2	5	23	1	5	2	0	1	0	0	0	-8
11 Kaye Clark	13:06	0-3	0-2	0-0	2	1	3	2	1	0	0	0	0	0	0	0	0	0	-22
4 Aziah Hudson	16:41	1-3	1-2	4-4	2	0	2	0	3	7	1	1	1	0	0	0	0	0	-3
5 Ashanti Barnes-Williams	07:49	0-1	0-0	0-0	0	2	2	0	1	0	0	1	0	0	0	0	0	0	-3
0 Joy Campbell	05:10	0-0	0-0	0-0	0	0	0	0	0	0	0	0	0	0	0	0	0	0	-7
25 Kaylen Nelson	02:29	0-0	0-0	0-0	0	1	1	0	0	0	0	1	0	0	0	0	0	0	4
<b>Team</b>						3	0	3	0	0	0	0							
<b>Totals</b>		17:59	2-16	12-19	15	22	37	15	19	48	8	14	7	3	1	16			

Technical Fouls: NONE

Shooting By Period		
1 <sup>st</sup> FG%	4-10	40.0%
3PT%	1-3	33.3%
FT%	5-5	100%
2 <sup>nd</sup> FG%	4-15	26.7%
3PT%	1-5	20.0%
FT%	2-2	100%
3 <sup>rd</sup> FG%	6-17	35.3%
3PT%	0-1	0.0%
FT%	4-9	44.4%
4 <sup>th</sup> FG%	3-17	17.6%
3PT%	0-7	0.0%
FT%	1-3	33.3%
GM FG%	17-59	28.8%
3PT%	2-16	12.5%
FT%	12-19	63.2%

Dead Ball Rebounds: 2, 0

	MAR		ODU		Points from Turnovers	MAR	ODU	Period by Period Scoring				
	19 (4 <sup>th</sup> 1:43)	1 (1 <sup>st</sup> 8:23)	11 (3 <sup>rd</sup> 6:20)	6				1st	2nd	3rd	4th	TOT
Biggest lead	19 (4 <sup>th</sup> 1:43)	1 (1 <sup>st</sup> 8:23)	11 (3 <sup>rd</sup> 6:20)	6	18	24	MAR	22	13	10	19	64
Best Scoring Run	12 (4 <sup>th</sup> 6:11)	11 (3 <sup>rd</sup> 6:20)	6	4	7	8	ODU	14	11	16	7	48
Lead Changes	6	4	7	8	6	7						
Times Tied	4	7	8	6	7							
Time with Lead	36:50	01:46										

### GAME TWENTY-SIX



Official Basketball Box Score - Final  
**Western Ky. at Old Dominion**  
 02/19/22 Charlayne Arena, Norfolk, Va.  
 2021-22 Women's Basketball

Game Time: 2:00 PM  
 Game Duration: 1:51  
 Attendance: 2,085

Officials: Brian Garland, Jennifer Rezac, Maria Gearhart

Western Ky. - 55

Record: 17-9 (10-5)

NO. Name	Min	FG		3P		FT		Rebounds		Fouls		TP	AS	TO	ST	Blocks		+/-	
		M/A	M/A	M/A	M/A	OR	DR	FF	FD	BS	BA								
11 Jaylin Foster	F 31:00	4-8	0-0	2-4	2	7	9	5	3	10	2	0	2	1	0	0	0	0	-17
1 Hope Sivori	G 15:30	0-9	0-3	0-0	0	0	0	0	1	0	0	1	2	1	0	0	0	0	-18
3 Alexis Mead	G 29:14	3-10	1-3	5-7	3	0	3	2	4	12	0	6	1	0	0	0	0	0	-21
4 Meral Abdelgawad	G 36:56	7-11	1-4	1-6	1	1	2	2	8	16	2	4	0	0	0	0	0	0	-20
20 Macey Blayvins	G 29:41	3-12	0-5	3-3	3	6	9	2	5	9	2	3	1	0	2	0	0	0	-16
14 Teresa Faustino	14:07	0-0	0-0	2-2	0	1	1	0	1	2	1	2	0	0	0	0	0	0	-6
21 Tori Hunter	07:52	1-1	0-0	2-3	1	1	2	1	2	4	0	0	0	0	0	0	0	0	-3
24 Jenna Walker	18:47	1-3	0-1	0-0	0	2	2	1	0	2	0	1	1	0	0	0	0	0	0
42 Gabby McBride	08:47	0-1	0-0	0-0	0	2	3	1	1	0	0	0	0	0	0	0	0	0	-2
30 Selma Kulo	08:06	0-2	0-0	0-2	1	2	1	1	0	0	0	0	0	0	0	0	0	0	0
<b>Team</b>						2	4	6	0	0	0	0							
<b>Totals</b>		19:57	2-16	15-29	14	25	39	16	25	55	0	0	0	0	0	0	0	0	-20

Technical Fouls: NONE

Shooting By Period		
1 <sup>st</sup> FG%	3-15	20.0%
3PT%	0-7	0.0%
FT%	1-4	25%
2 <sup>nd</sup> FG%	5-15	33.3%
3PT%	1-3	33.3%
FT%	1-1	100%
3 <sup>rd</sup> FG%	7-17	41.2%
3PT%	0-1	0.0%
FT%	5-7	71.4%
4 <sup>th</sup> FG%	4-10	40.0%
3PT%	1-4	25.0%
FT%	8-15	53.3%
GM FG%	19-57	33.3%
3PT%	2-16	12.5%
FT%	15-29	51.7%

Dead Ball Rebounds: 8, 0

Old Dominion - 75

Record: 20-6 (10-4)

NO. Name	Min	FG		3P		FT		Rebounds		Fouls		TP	AS	TO	ST	Blocks		+/-	
		M/A	M/A	M/A	M/A	OR	DR	FF	FD	BS	BA								
23 Amari Young	F 27:18	6-10	0-0	0-2	1	5	6	2	1	12	3	0	1	1	0	0	0	0	18
1 Mariah Adams	G 24:47	0-3	0-0	0-0	0	2	2	1	1	0	6	3	4	0	0	0	0	0	22
2 Iggy Allen	G 31:05	5-15	2-7	4-4	4	10	14	2	5	16	0	6	1	0	0	0	0	0	20
4 Aziah Hudson	G 24:58	8-9	4-5	2-2	0	1	1	4	1	22	0	0	0	3	0	0	0	0	13
14 Ajah Wayne	G 23:25	2-10	0-3	3-4	1	2	3	3	3	7	1	3	2	1	0	0	0	0	18
11 Kaye Clark	16:42	0-6	0-3	2-2	3	2	5	2	1	2	2	1	2	0	0	0	0	0	1
12 Brianna Jackson	11:04	1-3	0-0	1-1	2	4	2	1	3	0	0	0	1	1	0	0	0	0	0
5 Ashanti Barnes-Williams	08:02	2-4	0-0	0-1	4	4	0	4	1	0	0	0	0	0	0	0	0	0	4
25 Kaylen Nelson	12:55	1-6	0-2	0-0	3	1	4	3	2	2	0	1	0	0	0	0	0	0	0
0 Joy Campbell	11:11	0-2	0-1	0-0	0	2	2	1	0	0	0	1	0	1	0	0	0	0	1
35 Alex Rouse	05:47	2-2	0-0	1-1	2	0	2	1	1	5	0	1	0	0	0	0	0	0	1

# Old Dominion Women's Basketball 2021-22 Game Notes

## BOX SCORES

### GAME TWENTY-NINE



Official Basketball Box Score - Final  
**Louisiana Tech at Old Dominion**  
 03/02/22 Charlayne Arena, Norfolk, Va.  
 2021-22 Women's Basketball

Game Time: 6:30 PM  
 Game Duration: 2:00  
 Attendance: 2,373

Officials: Meadow Overstreet, Neerita Williams, Deanna Jackson

Louisiana Tech - 65													
Record: 18-10 (7-7)													
NO.	Name	Min	FG	3P	FT	Rebounds	Fouls	TP	AS	TO	ST	Blocks	+/-
			M-A	M-A	M-A	OR DR TOT	PF FD					BS BA	
44	Anna Larr Roberson	F 33:12	10-13	1-2	10-10	0 8 8	2 4 3	31	0	2	2	2 0 0	4
2	Keiunna Walker	G 21:43	3-5	0-0	0-1	0 3 3	5 2 6	2	5	2	0 0 0	7	
10	Salma Bates	G 37:37	3-6	0-0	4-4	1 3 4	0 3 10	6	2	0	0 0 0	12	
23	Silvia Nativi	G 24:11	1-1	1-1	0-0	0 2 2	1 0 3	1	2	0	0 0 0	-5	
24	Amaya Brannon	G 36:38	1-4	0-2	0-0	0 5 5	1 5 2	2	2	2	2 1 0	0	
3	Robyn Lee	25:22	4-6	1-2	2-2	0 2 2	1 1 11	0	5	1	0 0 0	-4	
32	Kate Thompson	06:48	1-1	0-0	0-0	0 0 0	1 0 2	0	1	0	0 0 0	-1	
4	Lotte Sant	14:29	0-3	0-3	0-0	0 1 1	1 0 0	1	1	0	0 0 0	2	
Team						0 1 1	0 0 0						
<b>Totals</b>			23-39	3-10	16-17	1 25 26	12 15	65	12	20	7	3 0 3	

Technical Fouls: NONE

Shooting By Period		
1 <sup>st</sup>	FG%	10-11 90.9%
	3PT%	0-0 0.0%
	FT%	2-3 66.7%
2 <sup>nd</sup>	FG%	2-6 33.3%
	3PT%	0-2 0.0%
	FT%	2-2 100%
3 <sup>rd</sup>	FG%	7-11 63.6%
	3PT%	1-1 100.0%
	FT%	4-4 100%
4 <sup>th</sup>	FG%	4-11 36.4%
	3PT%	2-7 28.6%
	FT%	8-8 100%
GM	FG%	23-39 59.0%
	3PT%	3-10 30.0%
	FT%	16-17 94.1%

Dead Ball Rebounds: 0, 1

Old Dominion - 62													
Record: 22-7 (12-5)													
NO.	Name	Min	FG	3P	FT	Rebounds	Fouls	TP	AS	TO	ST	Blocks	+/-
			M-A	M-A	M-A	OR DR TOT	PF FD					BS BA	
23	Amari Young	F 20:52	2-7	0-0	0-0	0 4 4	3 1 4	0	4	2	0 0 0	-13	
1	Mariah Adams	G 40:00	2-5	0-0	0-0	0 3 3	1 2 4	7	3	2	0 0 0	-3	
2	Iggy Allen	G 34:16	7-16	2-3	4-4	0 2 2	4 4 20	1	4	3	0 0 0	-7	
4	Aziah Hudson	G 27:37	4-7	3-6	0-0	0 1 1	0 0 11	0	0	0 0 0	4		
14	Ajah Wayne	G 15:57	1-5	0-1	0-0	0 0 0	1 1 2	0	2	0 0 0	2 8		
12	Brianna Jackson	25:01	4-9	0-1	7-7	1 3 4	4 4 15	2	0	2 0 0	0 -1		
25	Kaylen Nelson	02:57	0-1	0-1	0-0	0 0 0	0 0 0	0	0	0 0 0	0 -3		
11	Kaye Clark	20:21	0-2	0-0	0-0	2 0 2	0 0 0	1	0	1 0 1	-4		
5	Ashanti Barnes-Williams	12:49	3-3	0-0	0-0	2 2 4	2 0 6	0	1	0 0 0	4		
Team						1 1 2	0 0 0						
<b>Totals</b>			23-55	5-12	11-11	6 16 22	16 12	62	11	14	10	0 3 -3	

Technical Fouls: Coach 4<sup>th</sup> 3:59

Shooting By Period		
1 <sup>st</sup>	FG%	4-13 30.8%
	3PT%	0-3 0.0%
	FT%	3-3 100%
2 <sup>nd</sup>	FG%	9-16 56.3%
	3PT%	3-3 100.0%
	FT%	0-0 0%
3 <sup>rd</sup>	FG%	6-14 42.9%
	3PT%	2-4 50.0%
	FT%	2-2 100%
4 <sup>th</sup>	FG%	4-12 33.3%
	3PT%	0-2 0.0%
	FT%	6-6 100%
GM	FG%	23-55 41.8%
	3PT%	5-12 41.7%
	FT%	11-11 100.0%

Dead Ball Rebounds: 0, 0

	LAT		ODU		Points from Turnovers	LAT	ODU	Period by Period Scoring			
	1 <sup>st</sup>	2 <sup>nd</sup>	3 <sup>rd</sup>	4 <sup>th</sup>				TOT			
Biggest lead	11 (1 <sup>st</sup> 0:16)	6 (3 <sup>rd</sup> 8:10)	20	20							
Best Scoring Run	6 (3 <sup>rd</sup> 1:52)	11 (2 <sup>nd</sup> 7:10)	28	28							
Lead Changes	12		0	12							
Times Tied	7		0	14							
Time with Lead	15:59	18:36	13	21							

### GAME THIRTY



Official Basketball Box Score - Final  
**Old Dominion at Middle Tenn.**  
 03/05/22 Murphy Center, Murfreesboro  
 2021-22 Women's Basketball

Game Time: 2:00 PM  
 Game Duration: 1:47  
 Attendance: 3,066

Officials: Dawn Marsh, Josh Howell, David Jenkins

Old Dominion - 44													
Record: 22-6 (12-6)													
NO.	Name	Min	FG	3P	FT	Rebounds	Fouls	TP	AS	TO	ST	Blocks	+/-
			M-A	M-A	M-A	OR DR TOT	PF FD					BS BA	
12	Brianna Jackson	F 20:21	5-8	0-0	3-6	2 2 4	4 5	13	0	5	1	0 1 -10	
23	Amari Young	F 21:52	0-6	0-0	1-2	1 5 6	5 2	1	0	2	1 0 1 -9		
1	Mariah Adams	G 33:19	4-12	0-3	1-2	0 3 3	3 2	9	1	5	1 0 0 -10		
2	Iggy Allen	G 37:43	1-11	0-3	3-6	2 6 8	3 5	5	2	2	0 0 2 -12		
4	Aziah Hudson	G 35:33	2-3	1-2	1-3	3 3 6	1 3	6	1	0	1 0 0 -23		
5	Ashanti Barnes-Williams	12:14	1-5	0-0	1-2	3 1 4	0 1	3	1	1	0 0 1 -8		
0	Joy Campbell	06:43	0-1	0-1	2-2	0 2 2	2 2	2	0	0	0 0 0 -8		
11	Kaye Clark	15:28	1-4	0-2	0-0	1 0 1	1 3	2	2	1 0 0 0 -4			
25	Kaylen Nelson	16:47	1-6	1-5	0-0	0 0 0	1 0	3	0	0 0 0 0 -12			
Team						3 2 5	0 0						
<b>Totals</b>			15-56	2-16	12-23	15 24 39	20 23	44	7	16	4	0 5 -18	

Technical Fouls: NONE

Shooting By Period		
1 <sup>st</sup>	FG%	2-13 15.4%
	3PT%	0-3 0.0%
	FT%	0-2 0%
2 <sup>nd</sup>	FG%	5-15 33.3%
	3PT%	2-8 25.0%
	FT%	1-2 50%
3 <sup>rd</sup>	FG%	4-16 25.0%
	3PT%	0-3 0.0%
	FT%	2-7 28.6%
4 <sup>th</sup>	FG%	4-12 33.3%
	3PT%	0-2 0.0%
	FT%	9-12 75%
GM	FG%	15-56 26.8%
	3PT%	2-16 12.5%
	FT%	12-23 52.2%

Dead Ball Rebounds: 6, 0

Middle Tenn. - 62													
Record: 22-6 (14-4)													
NO.	Name	Min	FG	3P	FT	Rebounds	Fouls	TP	AS	TO	ST	Blocks	+/-
			M-A	M-A	M-A	OR DR TOT	PF FD					BS BA	
33	Courtney Whitson	F 32:03	6-12	3-8	1-1	2 6 8	4 3	16	4	7	0 0 0 10		
2	Anastasiia Boldyreva	C 32:04	6-8	1-1	2-4	0 7 7	2 4	15	0	2	0 4 0 19		
10	Jalynn Gregory	G 36:30	2-6	2-6	1-2	0 4 4	4 4	7	1	1	1 0 0 21		
15	Dor Saar	G 36:59	2-12	2-7	6-6	3 4 7	3 5	12	6	0	2 0 0 18		
21	Alexis Whittington	G 40:00	3-9	2-6	0-0	1 4 5	4 2	8	1	2	1 0 0 18		
1	Courtney Blakely	08:15	0-1	0-1	0-0	0 0 0	1 0	0	2	2	0 0 0 -2		
5	Kseniya Malashka	10:01	0-2	0-1	2-2	0 3 3	5 2	0	1	1	1 0 5		
22	Jada Gramnum	03:07	1-1	0-0	0-0	0 0 0	0 0	2	0	0 0 0 1			
24	Amanda Whittington	01:01	0-0	0-0	0-0	0 0 0	0 0	0	0	0 0 0 0			
Team						3 3 6	0 0						
<b>Totals</b>			20-51	10-30	12-15	9 31 40	23 20	62	14	15	5 5 0 18		

Technical Fouls: NONE

Shooting By Period		
1 <sup>st</sup>	FG%	3-14 21.4%
	3PT%	1-7 14.3%
	FT%	2-2 100%
2 <sup>nd</sup>	FG%	6-11 54.5%
	3PT%	2-5 40.0%
	FT%	1-1 100%
3 <sup>rd</sup>	FG%	5-14 35.7%
	3PT%	3-8 37.5%
	FT%	0-2 0%
4 <sup>th</sup>	FG%	6-12 50.0%
	3PT%	4-10 40.0%
	FT%	9-10 90%
GM	FG%	20-51 39.2%
	3PT%	10-30 33.3%
	FT%	12-15 80.0%

Dead Ball Rebounds: 1, 0

	ODU		MTS		Points from Turnovers	LAT	ODU	Period by Period Scoring			
	1 <sup>st</sup>	2 <sup>nd</sup>	3 <sup>rd</sup>	4 <sup>th</sup>				TOT			
Biggest lead	0 (1 <sup>st</sup> 10:00)	20 (4 <sup>th</sup> 0:48)	14	7							
Best Scoring Run	8 (3 <sup>rd</sup> 8:47)	8 (2 <sup>nd</sup> 3:23)	18	18							
Lead Changes	0		0	7							
Times Tied	0		6	2							
Time with Lead	00:00	35:04	10	4							