



STEPHEN F. AUSTIN LUMBERJACK BASEBALL

(19-9) Overall (7-4) Southland

2010 SCHEDULE

Feb. 19	Grambling	W, 9-4
Feb. 20	Grambling	W, 4-0
Feb. 21	Grambling	W, 12-3
Feb. 24	Texas A&M	W, 7-6
Feb. 26	!Northwestern State	Cancelled
Feb. 27	!Louisiana-Monroe	L, 10-9
Feb. 28	!Creighton	L, 9-8 (10)
Mar. 2	Houston Baptist	W, 13-2
Mar. 5	#South Florida	W, 3-2
Mar. 6	#Western Illinois	W, 8-2
Mar. 4	#Western Illinois	L, 13-6
Mar. 7	# No. 17 Oklahoma	L, 5-4
Mar. 9	Arkansas-Little Rock	W, 7-3
Mar. 12	*Central Arkansas	W, 2-0
Mar. 13	*Central Arkansas	W, 20-12
Mar. 14	*Central Arkansas	W, 17-2 (7)
Mar. 16	UTPA	W, 10-9
Mar. 19	*Northwestern State	L, 4-2
Mar. 21	*Northwestern State	W, 10-9
Mar. 21	*Northwestern State	Cancelled
Mar. 23	Houston	L, 10-3
Mar. 24	Houston	Cancelled
Mar. 26	*Nicholls	W, 9-2
Mar. 27	*Nicholls	L, 11-1 (7)
Mar. 28	*Nicholls	W, 17-10
Mar. 31	Prairie View A&M	W, 5-4
April 1	*Texas State	L, 4-2
April 2	*Texas State	L, 3-2
April 3	*Texas State	W, 8-7
April 7	UTPA	W, 10-4
April 7	UTPA	W, 3-1 (5)
April 9	*UTSA	6:30 p.m.
April 10	*UTSA	2:00 p.m.
April 11	*UTSA	1:00 p.m.
April 16	*TAMUCC	3:00 p.m.
April 17	*TAMUCC	2:00 p.m.
April 18	*TAMUCC	1:00 p.m.
April 20	Houston Baptist	3:00 p.m.
April 23	*McNeese State	3:00 p.m.
April 24	*McNeese State	2:00 p.m.
April 25	*McNeese State	1:00 p.m.
April 27	Arkansas-Little Rock	6:00 p.m.
April 30	*Sam Houston	6:30 p.m.
May 1	*Sam Houston	2:00 p.m.
May 2	*Sam Houston	1:00 p.m.
May 7	*UT-Arlington	6:30 p.m.
May 8	*UT-Arlington	2:00 p.m.
May 9	*UT-Arlington	1:00 p.m.
May 11	Dallas Baptist	6:30 p.m.
May 14	*Southeastern Louisiana	3:00 p.m.
May 15	*Southeastern Louisiana	2:00 p.m.
May 16	*Southeastern Louisiana	1:00 p.m.
May 20	*Lamar	6:30 p.m.
May 21	*Lamar	6:30 p.m.
May 22	*Lamar	1:00 p.m.

May 26-30 SLC Tournament - Corpus Christi Whataburger Field

BOLD CAPS DENOTES HOME GAME

* SLC Game

! SFA Lumberjack Classic # OU Sooner Classic

SFA Looks To End San Antonio Skid

UTSA (12-15, 3-9 Southland) - April 9, 6:30 p.m.
UTSA (12-15, 3-9 Southland) - April 10, 2:00 p.m.
UTSA (12-15, 3-9 Southland) - April 11, 1:00 p.m.
Roadrunner Field (1,000) - San Antonio, Texas

GAMES

29-31

THIS WEEKEND

SFA goes back on the road this weekend to San Antonio for a three-game series with UTSA. The 'Jacks are just 1.5 games back of league-leading Texas State with just two games separating the top six teams in the Southland.

AGAINST THE ROADRUNNERS

SFA snapped a five-game losing streak to UTSA last season in winning two of three games at Jaycees Field. The 'Jacks are 8-18 in recorded history against the 'Runners, but the majority of that success has come at home as the 'Jacks are just 1-10 in San Antonio since 1984.

FOLLOW THE 'JACKS

RADIO: The UTSA radio broadcast can be heard online for free via Yahoo! Sports.

LIVE STATS: Gametracker will be available for all games at www.SFAJacks.com.

LIVE VIDEO: A video subscription can be purchased to watch the games at www.goutsa.com

UPDATING THE 'JACKS

The 'Jacks took both games in a Wednesday doubleheader from UTPA and have now won three straight after dropping two in a row to start last weekend's series to Texas State. SFA currently stands in a two-way tie with Northwestern State for fourth place in the SLC, just a half game behind McNeese State and Southeastern La. for the No. 2 spot. Entering the weekend there is only two games separating the top six teams in the Southland.

UP NEXT

The upcoming week will provide a break for the 'Jacks as no midweek game is on the schedule. SFA only has three midweek games remaining with the next coming at Houston Baptist on April 20. The 'Jacks take on its second straight South Texas foe next weekend in Nacogdoches when Texas A&M-Corpus Christi comes calling. The Islanders are one of the top offensive teams in the conference and it will not get any easier for SFA the following week with surprising McNeese State traveling to Nacogdoches as well.

PROBABLE PITCHING MATCHUPS

GAME 29: FRIDAY, APRIL 9

CASEY SELSOR • LHP • SOPH
4-2, 3.60 ERA, 45.0 IP, 28 K, 13 BB



VS



TYLER HERRIAGE • LHP • JUNIOR
4-2, 3.02 ERA, 41.2 IP, 19 K, 14 BB

GAME 30: SATURDAY, APRIL 10

MATT CROCKER • LHP • SENIOR
2-3, 5.17 ERA, 47.0 IP, 42 K, 8 BB



VS



JARED WEST • RHP • JUNIOR
2-1, 6.00 ERA, 24.0 IP, 11 K, 16 BB

GAME 31: SUNDAY, APRIL 11

TBA



VS



JUSTIN BRADDOCK • RHP • JUNIOR
4-1, 3.70 ERA, 41.1 IP, 20 K, 6 BB

PROBABLE STARTING LINEUP

	NAME	POS	B/T	2010 STATS
1.	GARRETT SMITH	CF	R/R	.322, 2 HR, 15 RBI
2.	TANNER HINES	SS	R/R	.348, 0 HR, 17 RBI
3.	DARREN CRABTREE	1B	L/R	.361, 4 HR, 29 RBI
4.	BOBBY LOVELESS	3B	R/R	.373, 5 HR, 29 RBI
5.	JARID SCARAFIOTTI	C	R/R	.280, 3 HR, 21 RBI
5.	BO COFFMAN	RF	L/L	.333, 4 HR, 22 RBI
7.	RYAN PRIEST	LF	R/R	.346, 5 HR, 22 RBI
8.	JORDAN LEWIS	DH	R/R	.386, 1 HR, 8 RBI
9.	MICHAEL HAYNES	2B	R/R	.326, 2 HR, 16 RBI

AVAILABLE POSITION REPLACEMENTS

	NAME	POS	B/T	2010 STATS
	RILEY HUBLE	C	R/R	.474, 2 HR, 11 RBI
	PATRICK GRATZKE	CF	R/R	.235, 1 HR, 4 RBI
	JUSTIN LONG	OF	L/R	.042, 0 HR, 2 RBI
	JUSTIN MCANINCH	IF	R/R	.200, 2 2B, 1 RBI
	RENE MOREDA	IF	S/R	0 AB, , 1 R, 1 BB
	CHASE WIER	UTL	R/R	0/5, 1 BB
	COLE POPPER	OF	R/R	--
	MAX LAMANTIA	1B	R/R	--

'JACKS CAREER STATS VS WEEKEND OPPONENT

HITTING VS UTSA

	Avg	GP	GS	AB	R	H	2B	3B	HR	RBI	TB	SLG%	BB	HBP	SO	GDP	OB%	SF	SH	SB	ATT	PO	A	E	FLD%
Bo Coffman	.455	3	3	11	4	5	0	0	1	4	8	.727	1	0	2	0	.500	0	0	0	0	3	0	0	1.000
Tanner Hines	.214	3	3	14	2	3	1	0	0	3	4	.286	1	0	4	0	.267	0	0	1	1	7	12	1	.950
Jarid Scarafiotti	.571	3	2	7	3	4	0	0	0	0	4	.571	1	1	2	0	.667	0	0	0	0	3	0	0	1.000
Justin Long	.346	8	8	26	5	9	0	0	1	6	12	.462	4	0	6	0	.433	0	0	1	1	6	0	1	.857
Justin McAninch	.500	2	0	2	1	1	0	0	0	0	1	.500	0	0	0	0	.500	0	0	0	0	1	0	1	.500

PITCHING VS UTSA

	ERA	W	L	App	GS	CG	SHO	CBO	SV	IP	H	R	ER	BB	SO	2B	3B	HR	BF	B/Avg	WP	HBP	SFA	SHA	BK
Alex Moshier	0.00	1	0	4	0	0	0	0	0	3.0	0	0	0	0	4	0	0	0	10	.000	1	1	0	0	0
Zack Taylor	18.00	0	0	1	0	0	0	0	0	1.0	1	2	2	1	1	0	0	0	7	.250	1	2	0	0	0
Ryan Priest	9.00	0	0	1	0	0	0	0	0	2.0	4	3	2	2	2	2	0	0	12	.400	1	0	0	0	0
Jared West	3.00	0	0	1	0	0	0	0	0	3.0	3	3	1	3	1	2	0	0	16	.273	1	0	1	2	0

ALL-TIME SERIES VS UTSA (since 1984)

OVERALL: UTSA leads 18-8 **IN NACOGDOCHES:** SFA leads 7-6 **NEUTRAL SITE:** UTSA leads 2-0
CONFERENCE: UTSA leads 14-6 **IN SAN ANTONIO:** UTSA leads 10-1 **POSTSEASON:** UTSA leads 1-0

SERIES NOTES

- The 'Jacks did not enjoy their last trip to the Alamo City as in 2008 the Roadrunners tripped up the 'Jacks three straight times on their way to a three-game sweep and eventually their second consecutive conference title. It was a bad stretch of games for SFA as the 'Jacks were in the midst of an eight-game losing streak.

- The last time these teams met was in Nacogdoches in 2009 when SFA pushed its way back into the mix for a berth in the SLC Tournament by rallying from a loss in Game 1 of the series to take the final two games. Senior Brian Ferguson was the spark in the final game, going 4-for-4 and delivering an RBI single in the top of the eighth that spurred SFA to a five-run inning and a series-clinching 12-7 win.

- SFA holds a record over .500 against the Birds in Nacogdoches, but things are much different in San Antonio. UTSA holds a 10-1 advantage at home in SFA's recorded history, including 10 straight wins dating back to 1993. The 'Runners have swept SFA twice since SFA brought back baseball, in 2006 and 2008. In all, SFA has lost its last 11 to UTSA away from San Antonio when you mix in there SFA's first-round loss to UTSA in the 2007 SLC Tournament in Natchitoches, La. and a loss in Edinburg, Texas, in the 2007 Al Ogletree Classic.

- Tanner Hines got a hit in the first game of Wednesday's doubleheader against UTPA and drew a pair of walks in his two plate appearances in the second game to keep his hit streak alive at 17 games, just two shy of the SFA school record of 19 that he set last season.

- SFA has gotten good production from its starting pitchers as of late, with each going at least 5.0 innings in each of SFA's last five games. 'Jack starters have held a 3.07 ERA in each of those five games.

- The 'Jacks got a look last season at both of UTSA's starters for Friday at Saturday in Nacogdoches as Casey Selsor took the loss in SFA's 8-2 Saturday win in 2009 and Matt Crocker pitched in relief in the Sunday game, a 12-7 SFA win. Crocker threw 1.1 innings in that game, allowing three runs and striking out one, while Selsor allowed five runs, walked three and struck out two in 3.2 innings in his start last season.

SCOUTING THE 'RUNNERS

Overall: It has been an uncharacteristic start for the UTSA program, but the 'Runners are most recently coming off a series win on the road at hard-hitting Texas A&M-Corpus Christi and will be looking to get back into the conference race with three games at home. UTSA has already been swept at by two of the pre-season league favorites - Southeastern La. and Sam Houston - and has lost three of four league series' overall.

Offense: The 'Runners still have plenty of pop throughout their lineup with Ryan Rummel, Ryan Hutson and Tyler Carpenter; however, the team as a whole is last in the SLC in both batting average and on-base percentage - with only those three names hitting over .300 through 27 games. Oddly enough, the 'Runners sit third in the conference in slugging percentage. UTSA has shown signs of life on the offensive side, putting their two highest scoring outputs on the board last weekend with 19 and 15 runs, respectively, in wins over TAMUCC.

Pitching: The unexpected offseason losses of Red Patterson and Clay Schrader certainly added to the depletion of the pitching staff, but a pair of very capable left-handers headline the 'Runners rotation. Casey Selsor has embraced his role as No. 1 starter and currently sports some of the best numbers of any lefty in the SLC midway through the season; however, teammate Matt Crocker is not far behind. He was one of the top relievers in the SLC in 2009 and this year has morphed into a weekend starter, fanning 42 hitters and walking just eight in 47 innings of work. UTSA has also had to deal with the loss of former all-American closer Zach Calhoun, who underwent arm surgery in the off-season. That has forced them to look for other late-inning options to close games, and have found capable options in Kevin Clarke (3 saves) and Taylor Walton (2 saves).

Top Roadrunner Hitters

Name	AVG	HR	RBI	MISC
Ryan Rummel	.429	4	19	.743 SLG
Tyler Carpenter	.318	2	13	.378 OBP
Ryan Hutson	.316	7	28	.621 SLG

Top Roadrunner Pitchers

Name	REC	ERA	K	BB
Caesy Selsor	4-2	3.60	28	13
Matt Crocker	2-3	5.17	42	8
D.D. Towler	1-3	8.42	32	23
Kevin Clarke	2-0	3.00	12	6

2010 SOUTHLAND CONFERENCE TOURNAMENT

WHATABURGER FIELD

CORPUS CHRISTI, TEXAS • MAY 26-30, 2010



2010 Southland Conference Baseball Championship

Wednesday-Saturday, May 26-29, 2010
Corpus Christi, Texas • Whataburger Field
Texas A&M University-Corpus Christi, host



WHATABURGER FIELD




2010 LUMBERJACKS

No.	Name	Pos.	B/T	Ht.	Wt.	Cl./Exp.	Hometown / HS (Previous School)
1	Jordan Lewis	IF	R/R	5-11	170	Fr.-HS	Dallas, Texas / W.T. White HS
2	Rene' Moreda	IF	S/R	5-9	150	Fr.-HS	Magnolia, Texas / Magnolia HS
3	Cole Popper	OF	R/R	6-0	190	Fr.-HS	Sugar Land, Texas / Second Baptist Academy
4	Garrett Smith	OF	R/R	5-11	175	Jr.-TR	Carthage, Texas / Carthage HS (Weatherford JC)
5	Michael Haynes	IF	R/R	6-2	180	Jr.-TR	Sugar Land, Texas / Austin HS (Temple JC)
6	Justin McAninch	1B/3B	R/R	6-4	215	So.-1Y	Nacogdoches, Texas / Nacogdoches HS
7	Landon Kozeny	RHP	R/R	6-1	215	Jr.-TR	Frisco, Texas / Centennial HS (Brookhaven JC)
8	Jared West	RHP	R/R	6-1	180	Jr.-1L	Conroe, Texas / Oak Ridge HS
9	Bo Coffman	OF	L/L	6-0	200	Sr.-1L	Anna, Texas / Harmony HS (Grayson Co. CC)
10	Riley Huble	C	R/R	5-10	190	Jr.-TR	Houston, Texas / Waltrip HS (Hill College)
11	Tanner Hines	SS	R/R	6-0	150	Sr.-1L	Lufkin, Texas / Hudson HS (San Jacinto JC)
12	Brad Oates	RHP	R/R	6-0	185	So.-TR	Decatur, Texas / Decatur HS (Cisco JC)
13	Bobby Loveless	3B	R/R	6-4	220	Jr.-TR	Friendswood, Texas / Friendswood HS (Alvin CC)
14	Max Lamantia	1B	R/R	6-4	230	Fr.-HS	Flower Mound, Texas / Flower Mound HS
15	Justin Braddock	RHP	R/R	6-2	180	Jr.-TR	Southlake, Texas / Carroll HS (Cisco JC)
16	Kyle Rogers	LHP	L/L	6-4	180	Fr.-HS	Missouri City, Texas / Elkins HS
17	Brett Rogers	RHP	R/R	5-11	185	So.-1L	Wichita Falls, Texas / Rider HS
18	Darren Crabtree	1B	L/R	6-7	205	Jr.-TR	Sugar Land, Texas / Dulles HS (Temple JC)
20	Tyler Herriage	LHP	L/L	6-1	207	Jr.-TR	Lewisville, Texas / Marcus HS (Weatherford JC)
21	Chase Wier	OF	R/R	6-2	210	Jr.-TR	Nacogdoches, Texas / Nacogdoches HS
23	Cody Lock	RHP	R/R	6-5	205	Fr.-HS	Nacogdoches, Texas / Nacogdoches HS
24	Ryan Priest	OF	R/R	6-0	185	Sr.-1L	Houston, Texas / Dobie HS (Alvin CC)
25	Patrick Gratzke	OF	R/R	6-1	225	Jr.-TR	Eules, Texas / Trinity HS (Cisco JC)
26	Jarid Scarafiotti	C	R/R	5-10	215	So.-1L	Shreveport, La. / Captain Shreve HS
30	Zack Taylor	RHP	R/R	6-3	200	So.-1L	Houston, Texas / Strake Jesuit HS
32	Josh Wright	RHP	R/R	6-0	205	Fr.-HS	Wichita Falls, Texas / Wichita Falls HS
33	Cory Ochs	RHP	R/R	6-1	200	So.-1Y	Caldwell, Texas / Caldwell HS
35	Justin Long	OF	L/R	6-2	215	Jr.-2L	Arlington, Texas / Mansfield Summit HS
40	Alex Moshier	RHP	R/R	6-0	190	Jr.-2L	Nederland, Texas / Nederland HS
41	Nick Hawkins	RHP	R/R	6-0	155	Fr.-HS	Spring, Texas / Spring HS
42	Cody Priest	RHP	R/R	5-11	180	Fr.-HS	Houston, Texas / Dobie HS
43	Garrett Aslin	C	R/R	5-9	200	Fr.-HS	Atlanta, Texas / Atlanta HS
51	Brett Higginbotham	RHP	R/R	6-3	175	Fr.-HS	Hutto, Texas / Hutto HS
53	Jason West	RHP	R/R	5-11	185	So.-1L	Conroe, Texas / Oak Ridge HS
54	Aaron Lasater	LHP	L/L	6-1	180	Fr.-HS	Spring Branch, Texas / Smithson Valley HS

Head Coach: Johnny Cardenas (2nd season; TCU '98)
 Asst. Coaches: Chris Connally (5th season; TCU '00), Chad Massengale (2nd season, Texas State '01)
 Volunteer Asst.: Monty Pepper (3rd season; East Texas Baptist '95)
 Student Assistants: Jeffrey Kello (1st season); Skylar Quick (1st season)



THIS WEEK IN SFA BASEBALL

FRIDAY (4/9)	SATURDAY (4/10)	SUNDAY (4/11)	MONDAY (4/12)	TUESDAY (4/13)	WEDNESDAY (4/14)	THURSDAY (4/15)
6:30 p.m. at UTSA	2:00 p.m. at UTSA	1:00 p.m. at UTSA				
						

FAMILY TIES: The Crabtree family obviously enjoys its trips to Conway, Ark. In 2008 senior outfielder Kevin Crabtree homered twice in the series finale the last time he played at Bear Stadium and subsequently was named SLC Hitter of the Week the following Monday. Well, two years later his little brother did his best to one-up him as he was named SLC Hitter of the Week after a record-setting performance in Conway over the weekend. Junior first baseman Darren Crabtree went 6-for-6 on Saturday's game with a grand slam, two doubles and eight RBI in SFA's 20-12 win over the Bears. That makes him the only 'Jack to ever record six hits in a game and tied Jared Pitts' single-game RBI record from 2007, with both mks setting the bar for highs by a Southland player this year. He followed that up with three more RBI and a home run the next day and ended his week with 13 RBI in four SFA wins with at least one RBI in each of the four games.

NINE-HOLE KNOCKOUTS: A big part of SFA's early success this season has been the balance throughout Johnny Cardenas' lineup in all spots 1-9. But no slot's improvement has been more glaring as SFA's No. 9 hitters through seven games. Essentially a second leadoff hitter, nine-hole hitters for the 'Jacks hit just .173 last season, just 25 runs scored and 33 hits in 55 games. This season has been a different story as Michael Haynes and Jordan Lewis have been sparkplugs at the bottom of the lineup, hitting a combined .347 with 35 hits and 24 runs scored through just 28 games. That .347 average is the fourth-highest average of any spot in the Lumberjack lineup.

HALF WAY THERE, 10 GAMES UP: Every game that the 'Jacks put in the win column just adds to what is quickly turning out to be the best season the program has had. With Wednesday's two wins over UTPA, the 'Jacks moved to 19-9 on the season and 10 games over .500. It is the first time that SFA has been 10 games over the .500 mark at any point in the season since the 1984 Lumberjack team that finished 32-18.

LET'S JUST START IN THE THIRD: Friday starter Tyler Herriage has been what the 'Jacks were looking for in a Friday guy, going at least six innings in six of seven starts and starting off the year with a 4-2 record; however, through seven starts he has shown that if you are going to get to him, you had better do it early. He has allowed 16 runs on the year in 41.2 innings; however, until Thursday against Texas State, each of those runs had come in either the first or second inning. He did allow a pair of runs after the second after the second frame against the 'Cats, but both runs were unearned. Here is a breakdown of Herriage this year in the first two innings, then the rest of the way:

Innings 1-2: 9.45 ERA, 13.1 IP, 11 K, 11 BB, 21 hits, 14 R, 14 ER, .368 opp. BA
 After 2nd Inning: 0.00 ERA, 28.1 IP, 18 K, 8 BB, 15 hits, 2 R, 0 ER, .140 opp. BA

UNFRIENDLY MOTHER NATURE: The weather has not been the kindest to the Lumberjacks in the early part of 2010, as already four games have been lost off the schedule due to some type of inclement weather. The oddest of all came last weekend against Northwestern State when the 'Jacks and Demons played a 10-inning contest in the midst of temperatures that stayed in the mid-30s, wind gusts of up to 30mph and a constant barrage of snow throughout the game.

HINES AT IT AGAIN: Tanner Hines closed out the 2009 regular season with a 19-game hit streak that set a new SFA record in that category. Well, he is making a run at it again in 2010 as he will take a 17-game streak into this weekend's series at UTSA. Hines has started at shortstop and hit in the No. 2 hole in every game for the 'Jacks this year and has hit safely in 24 of 27 games this season and has only not reached base on his own merit in one game this year. He had to have some help on Wednesday, though, in extending the streak in SFA's 3-1 win over UTPA in the second game of the doubleheader. The game was called due to weather after SFA had only come to bat four times, but since the 'Jacks led 3-1 after the Broncs had been to the plate five times, the game was deemed official. Fortunately for Hines, he had come to the plate twice and drawn a walk each time, not crediting him with an official at-bat and therefore keeping his streak alive.

WHO'S THE NEW GUYS?: Look through the 'Jacks roster and you will see a number of new faces in purple and white. SFA returns only a dozen players off of its 2009 roster, which is the least amount of returners of any school in the Southland Conference; however, they are divided up evenly with six right-handed arms back in addition to six position players.

RECORD BREAKDOWN

Overall.....	19-9
Conference.....	7-4
Non-Conference	12-5
Home games.....	9-6
Away games.....	8-2
Neutral site	2-1
Day games	16-8
Night games	3-1
vs Left starter.....	6-3
vs Right starter.....	13-6
1-Run games.....	6-4
2-Run games.....	2-2
Extra innings	1-1
Shutouts	2-0
After 7 innings	
leading	15-2
trailing.....	1-5
tied.....	2-1
After 8 innings	
leading	15-2
trailing.....	0-6
tied.....	2-0
Hit 0 home runs	6-5
Hit 1 home run.....	6-3
Hit 2+ home runs.....	7-1
Opp. 0 home runs.....	14-4
Opp. 1 home run.....	5-2
Opp. 2+ home run	0-3
Scoring 0-2 runs	1-4
Scoring 3-5 runs.....	4-2
Scoring 6-9 runs	6-3
Scoring 10+ runs	8-0
Made 0 errors	6-1
Made 1 error	2-4
Made 2+ errors.....	11-4
Opp. scores 0-2 runs.....	8-0
Opp. scores 3-5 runs.....	5-4
Opp. scores 6-9 runs.....	4-1
Opp. scores 10+ runs.....	2-4
Scored in 1st inning.....	4-5
Opp. scored in 1st.....	6-5
Scores first.....	8-3
Opp. scores first	11-6
Out-hit opp.....	17-1
Out-hit by opp.	2-8
Hits are tied	0-0
Long Winning Streak	5 games
Long Losing Streak.....	2 games
Current Streak.....	W3



HEAD COACH
JOHNNY CARDENAS
FIRST SEASON
TCU '98

CAREER RECORD

YEAR	OVERALL	SLC	RES.
2010	19-9	7-4	TBD
2009	23-32	14-18	8th
TOTAL	42-41	21-22	

Johnny Cardenas is in his second season at the helm of the Lumberjack baseball program, taking over in 2009 after spending the past three seasons as an assistant coach and playing a major part in launching SFA baseball back into the Southland Conference.

Cardenas led the 'Jacks to a 23-32 record in his first season and took the 'Jacks to the Southland Conference Tournament for only the second time in the program's history. Three 'Jacks - Erich Lehmann, Sean Meyers and Richard Folmer - were all named to the all-conference teams at the end of the season. Folmer, Erik Gregersen and Chris Court were also selected in the MLB Draft following the season.

A former player himself who broke into the major leagues as a catcher with the Texas Rangers in 1997, Cardenas has made several stops around the coaching world before finally breaking through with his first head coaching gig. Before coming to SFA in 2004, he spent five seasons in the high school ranks as a head coach in both Texas and Oklahoma.

He led Colbert HS in Colbert, Okla., to district titles in each of his three seasons there, including taking them to the Class 2A semi-finals in 1999 and 2001 and sent eight players on to play collegiately while there. Cardenas earned his share of accolades while in Oklahoma, garnering the 2002 SEOBCA Eastern Region Coach of the Year award as well as the 2003 Bryan County Coach of the Year honor.

Cardenas has also dabbled in the collegiate summer leagues, heading up the Wichita Falls Roughnecks for two seasons in the Texas Collegiate League and earning TCL Coach of the Year honors in 2007 where he tutored not only the league's player of the year but also the TCL's batting champion.

BULLPEN BLESSINGS: The 'Jacks had arguably the best bullpen in the league last year when you look at what they could throw on any given day from the back end with Richard Folmer, Chris Court and Alex Moshier; however, with Moshier still awaiting his 2010 debut and Folmer and Court gone, Johnny Cardenas had to find a way to piece together a bullpen from what was left. So far he has found a pair of gems in sophomores Cory Ochs and Jason West. Ochs made just three appearances all last year with numbers that were far from stellar, but he has already made 12 showings this season and has only 2.53 ERA and is holding hitters to a .238 average. West has served his time in the closer role and has been outstanding, already picking up three saves including multi-inning efforts at Texas A&M, against South Florida and at UTPA. His sidearm delivery has held hitters to just a .217 average and his 2.42 ERA is the best in the SFA pen of any reliever with at least 10 innings.

JUSTIN TIME: With the loss of all-time wins leader Erich Lehmann after last season, the 'Jacks knew they would have holes to fill in the starting rotation. One name they were looking at to fill that void was junior transfer Justin Braddock and through three starts he has been solid, going 4-1 with a 3.70 ERA through six starts that ranks eighth in the SLC. He is only the third SFA player since 2006 to pick up wins in his first two career appearances, joining Erich Lehmann and Lance Luetge in that category. Going even further, he and Lehmann are the only two 'Jacks to run their record to 2-0 in their first two career starts.

FRESHMEN DECISIONS: Against UTPA the Lumberjacks got the opportunity to use a trio of freshman arms, all of which pitched well and walked away with positive additions to their records. Brett Higginbotham earned his first win of his career with 6.2 innings of work in the first game of the doubleheader, giving way to Josh Wright to continued his stellar start to his career with 2.1 innings on the mound for the save. Cody Priest then started the second game and allowed just one run in five innings with six strikeouts in earning his first win as well. His came in complete game fashion as well, as the game was called early due to weather.

WHAT A DIFFERENCE A YEAR MAKES:

Through a 28-game sample from 2009 to 2010 the statistical difference in the 'Jacks is staggering. Last season SFA was just 11-17 and 4-9 in league play through 28 games, hitting just .289 as a team with 17 home runs and 44 doubles. This year through the same sample SFA is hitting .329 as a team with 78 doubles and 29 home runs, marks that are either first or second in the Southland Conference.

WHO DOES WHAT ...

Who's in the dugout?

That would be head coach Johnny Cardenas and pitching coach Chad Massengale. Cardenas is in his second year at the helm of the Lumberjacks after leading them to the SLC Tournament in his first season. He was named the TCL Coach of the Year in 2007 and was a former TCU Horned Frog all-conference performer before being drafted by the Seattle Mariners in 1994. Massengale is in his second season as SFA's pitching instructor, having helped the 'Jacks staff improve in ERA, walks and runs allowed in his first season.

Who's visiting the mound?

This is where you will get a glimpse of pitching coach Chad Massengale. He was a former closer for Texas State in 2000 and 2001 and helped lead the Bobcats to the 2000 Waco Regional. He is in his second season with SFA.

Who's coaching third base?

Monty Pepper will be the one relaying the signals at first base in his third season as a volunteer assistant for the 'Jacks. Pepper played collegiately at East Texas Baptist before spending several years as a head coach in the East Texas high school ranks.

Who's coaching first base?

That would be first-year student assistant coach Jeffrey Kello. It's his first season as a student assistant after spending the past two seasons as a utility infielder for the 'Jacks.

2010 SOUTHLAND CONFERENCE PRESEASON POLLS

Coaches			Sports Information Directors		
Pl.	School	PTS.	Pl.	School	PTS.
1.	Texas State (5)	114	1.	Texas State (6)	112
2.	Sam Houston State (4)	107	2.	Sam Houston State (4)	103
3.	Lamar (3)	105	3.	Lamar (2)	100
4.	Southeastern La.	84	4.	Southeastern La.	90
5.	UTSA	77	5.	UTSA	83
6.	UT-Arlington	73	6.	UT-Arlington	76
7.	Northwestern State	65	7.	Northwestern State	62
8.	Stephen F. Austin	50	8.	Stephen F. Austin	46
9.	Central Arkansas	39	9.	McNeese State	41
10.	McNeese State	34	10.	Central Arkansas	40
11.	Texas A&M-Corpus Christi	23	11.	Texas A&M-Corpus Christi	21
12.	Nicholls State	17	12.	Nicholls State	17



KEEP AN EYE ON-----SFA-----JARID SCARAFIOTTI

Scarafiotti is coming off his most productive day not only of the season, but his career as he went 3-for-5 with a home run and a career-best five RBI against UTPA. He delivered an RBI single in the first for the first SFA run, then hit a three-run homer in the third and another RBI single in the eighth to round out his afternoon vs the Broncs.

BACK-TO-BACK 'JACKS: On Wednesday Jarid Scarafiotti and Bobby Loveless launched back-to-back home runs as part of a five-run third inning against UTPA that included three home runs as Garrett Smith had led the inning off with a solo shot of his own. The back-to-back home runs were the first of their kind since Kevin Crabtree and Sean Meyers pulled it off on May 3, 2008, in Nacogdoches against Texas State.

HITTIN' 'EM EARLY, BUT NOT LATE: The SFA offense has done an exceptional job so far this year in getting early leads for the SFA pitching staff to work with; however, the 'Jacks are not having nearly the success against opponent's bullpens as they are against the starters they have faced. Through 28 games opponent's starters have only managed a 8.14 ERA with SFA hitting .359 as a team against them; however, once the starter exits and the bullpen takes over the 'Jacks are only hitting .290 with opponent's bullpens holding a more respectable 6.02 ERA. Those numbers explain why SFA has also scored more than half of its 211 runs this year in the first four innings.

A FAMILY AFFAIR: It is not out of the ordinary for athletic teams to refer to itself as a family, but in the case of the Lumberjacks it really is. SFA sports two sets of brothers on its roster for the second consecutive season - twin pitchers Jared and Jason West, and senior/freshman combo Ryan and Cody Priest. Since 2006 four sets of brothers have suited up together for the 'Jacks and it was nearly five as this year junior Darren Crabtree will lace them up for SFA just two seasons after his older brother, Kevin, was a first team all-SLC performer at SFA. Overall there are only six other teams in the country with a two pairs of brothers on the roster with UMass, Akron, Arizona State, Southern Utah, Santa Clara and San Jose State joining SFA in that category.

NO LOVE FOR THE LUMBERJACKS: The preseason all-conference teams and polls came out just weeks before the beginning of the season with the 'Jacks not receiving a whole lot of respect in either area. SFA lost all three of its all-conference players from a year ago and consequently joined Central Arkansas as the only two teams in the SLC without a single player on this year's preseason all-SLC teams. It is the first time since SFA's first year back from hiatus in 2006 that SFA has not had a single player on the preseason team.

DRAFTED 'JACKS: SFA has had its fair share of talent in recent seasons, and Major League Baseball has taken notice. Since 2006, there have been 10 times an SFA player had his name called in the MLB Draft including Chris Court, Richard Folmer and Erik Gregersen being selected in last season's draft. But there is plenty of MLB talent remaining on the 'Jacks roster, and with shortstop Tanner Hines and pitcher Tyler Herriage each having been previously selected:

Name	Pos	Year	Round	Pick	Team
Tyler Herriage	LHP	2006	27th	825	Chicago White Sox
Tyler Herriage	LHP	2007	44th	1,321	New York Yankees
Tanner Hines	SS	2006	44th	1,308	Pittsburgh Pirates

QUICK FACTS

GENERAL INFORMATION

Location: Nacogdoches, Texas
 Enrollment: 12,845
 Founded: 1921
 First Classes: 1923
 Nickname: Lumberjacks
 Colors: Purple and White with Red Trim
 Affiliation: NCAA Division I
 Conference: Southland
 President: Dr. Baker Pattillo
 Athletics Director: Robert Hill
 SWA: Loree McCary
 Assoc. AD: Matt Fenley
 Asst. AD: John Branch
 Asst. AD: Rob Meyers
 Asst. AD: Amber Burdge

COACHING INFORMATION

Head Coach: Johnny Cardenas
 Alma Mater: TCU, '98
 Record at SFA: 42-41 (Second Season)
 Career Record: 42-41 (Second Season)
 Assistant Coaches:
 Chris Connally (TCU, '00)
 Chad Massengale (Texas State, '00)
 Baseball Office Phone: (936) 468-4599
 Athletic Trainer: G.W. "Trey" Younger
 Best Time to Call: Mornings
 Baseball Office Fax: (936) 468-4593

TEAM INFORMATION

2009 Record: 23-32
 2009 SLC Record (Finish): 14-18
 Lettermen Returning/Lost: 10/12
 Pitchers Returning/Lost: 5/4
 Position Returning/Lost: 6/7
 Total Newcomers: 18

FIELD INFORMATION

Field: Jaycees Field
 Capacity: 1,000
 Dimensions: 330-400-330
 Press Box Phone: (936) 559-8344

ATHLETICS MEDIA RELATIONS

Director: James Dixon
 Asst. Director: Brian Ross
 Asst. Dir. (BB Contact): Ben Rikard
 Office Phone: (936) 468-5801
 Cell Phone: (936) 554-2077
 E-mail: rikardbenja@sfasu.edu
 Fax: (936) 468-4593
 Website: www.sfajacks.com

• Media that would like to request a credential or set up an interview with Coach Cardenas or a player(s), please contact Ben Rikard within 24 hours of the requested time.


HITTING RECORDS WATCH	PITCHING RECORDS WATCH	SEASON RECORDS WATCH
<p>HITS</p> <p>1. Zach Gardner (2006-09).....223</p> <p>2. Blake Boydston (1986-88).....188</p> <p>3. Jeff Dungen (1987-89).....174</p> <p>3. Steven Hill (2006-07).....159</p> <p>5. Kevin Croft (2006-08).....148</p> <p>10. Noel Trevino (2007-08).....118</p> <p style="padding-left: 20px;">Tanner Hines (2009-Current).....118</p> <p>DOUBLES</p> <p>1. Blake Boydston (1986-89).....36</p> <p style="padding-left: 20px;">Zach Gardner (2006-09).....36</p> <p>3. Kevin Croft (2006-08).....33</p> <p style="padding-left: 20px;">Kevin Crabtree (2007-08).....33</p> <p style="padding-left: 20px;">Steven Hill (2006-07).....33</p> <p>6. Sean Meyers (2008 - 09).....32</p> <p>7. Jeff Dungen (1987-89).....28</p> <p>8. Noel Trevino (2007-08).....27</p> <p>9. Bo Coffman (2009-Current).....23</p> <p style="padding-left: 20px;">2 others.....23</p> <p>-- Tanner Hines (2009-Current).....19</p> <p>TRIPLES</p> <p>1. Zach Gardner (2006-09).....11</p> <p>2. Noel Trevino (2007-08).....8</p> <p>3. Brian Ferguson (2007-09).....7</p> <p>4. Steven Hill (2006-07).....6</p> <p>5. Kevin Crabtree (2007-08).....5</p> <p style="padding-left: 20px;">Kai Kirby (2008).....5</p> <p style="padding-left: 20px;">Tanner Hines (2009-Current).....5</p> <p>RBI</p> <p>1. Steven Hill(2006-07).....117</p> <p>2. Jeff Dungen (1987-89).....109</p> <p>3. Lionel Adams (1987-88).....101</p> <p>4. Kevin Croft (2006-08).....93</p> <p>5. Kevin Crabtree (2007-08).....85</p> <p>10. Dale Thumann (1985-86).....74</p> <p>-- Bo Coffman (2009-Current).....50</p> <p>-- Ryan Priest (2009-Current).....48</p> <p>RUNS SCORED</p> <p>1. Zach Gardner (2006-09).....132</p> <p>2. Jeff Dungen (1987-89).....123</p> <p>3. Steven Hill (2006-07).....114</p> <p>4. Blake Boydston (1986-89).....102</p> <p>5. Kevin Crabtree (2007-08).....93</p> <p>10. Sean Meyers (2008-09).....71</p> <p>-- Tanner Hines (2009-Current).....68</p> <p>STOLEN BASES</p> <p>1. Zach Gardner (2006-09).....37</p> <p>2. Kai Kirby (2008).....30</p> <p style="padding-left: 20px;">Jeff Brewer (2007-08).....30</p> <p>4. Brian Hooser (1993-95).....29</p> <p>5. Tanner Hines (2009-Current).....28</p> <p>BATTING AVERAGE (min. 150 AB)</p> <p>1. Jeff Medlin (1983-84)......388</p> <p>2. Sean Meyers (2008-09)......372</p> <p>3. Steven Hill (2007-08)......368</p> <p>4. Ryan Priest (2009-Current)......357</p> <p>5. Tanner Hines (2009-Current)......351</p> <p>6. Hayland Hardy (1993)......345</p> <p>7. Kevin Crabtree (2007-08)......333</p> <p>8. Jeff Dungen (1987-89)......331</p> <p>9. Brian Corrison (1984-85)......328</p> <p>10. Greg Choate (1986)......324</p>	<p>WINS</p> <p>1. Erich Lehmann (2006-09).....25</p> <p>2. Alan Griffin (1984-85).....14</p> <p style="padding-left: 20px;">Sean Wood (1989-92).....14</p> <p>4. Rodney Cook (1992-94).....13</p> <p style="padding-left: 20px;">Lance Luetge (2006-08).....13</p> <p>6. Rodney Fausett (1983-84).....12</p> <p style="padding-left: 20px;">Kenny Chaplin (1984-85).....12</p> <p>8. Darrell Richmond (1989-92).....10</p> <p style="padding-left: 20px;">James Benefield (1987-89).....10</p> <p style="padding-left: 20px;">Joe Gunn (1985-88).....10</p> <p>SAVES</p> <p>1. Richard Folmer (2006-09).....21</p> <p>2. Kyle Standley (1987-88).....15</p> <p>3. Kevin Buchanan (1984-85).....10</p> <p>4. Jason West (2009 - Current).....5</p> <p>INNINGS PITCHED</p> <p>1. Erich Lehmann (2006-09).....333.2</p> <p>2. Sean Wood (1989-92).....300.2</p> <p>3. James Benefield (1987-89).....198.1</p> <p>4. Rodney Cook (1992-94).....187.1</p> <p>5. Jared Schrom (2006-09).....178.0</p> <p>6. Lance Luetge (2006-08).....173.2</p> <p>7. Darrell Richmond (1989-92).....171.2</p> <p>8. Erik Gregersen (2006-09).....168.0</p> <p>9. Wayne Boring (1989-91).....167.1</p> <p>10. Joe Gunn (1985-88).....164.1</p> <p>STRIKEOUTS</p> <p>1. Erich Lehmann (2006-09).....258</p> <p>2. Sean Wood (1989-92).....220</p> <p>3. Erik Gregersen (2006-09).....147</p> <p>4. Richard Folmer (2006-09).....142</p> <p>5. Jared Schrom (2006-09).....135</p> <p>6. James Benefield (1987-89).....125</p> <p>7. Rodney Cook (1992-94).....120</p> <p>8. Rodney Fausett (1983-84).....104</p> <p>9. Lance Luetge (2006-08).....95</p> <p style="padding-left: 20px;">Darrell Richmond (1989-92).....95</p>	<p>BATTING AVERAGE</p> <p>1. Jeff Medlin (1984)......412</p> <p>2. Sean Meyers (2009)......398</p> <p>9. Tanner Hines (2009)......353</p> <p>RUNS SCORED</p> <p>1. Steven Hill (2007).....71</p> <p>2. Zach Gardner (2009).....54</p> <p>T8.Tanner Hines (2009).....42</p> <p>HITS</p> <p>1. Steven Hill (2007).....87</p> <p>2. Sean Meyers (2009).....82</p> <p>3. Zach Gardner (2009).....81</p> <p>4. Tanner Hines (2009).....78</p> <p>DOUBLES</p> <p>1. Kevin Crabtree (2008).....18</p> <p style="padding-left: 20px;">Zach Gardner (2009).....18</p> <p>8. Five players with.....15</p> <p>-- Tanner Hines (2010).....11</p> <p>-- Bobby Loveless (2010).....11</p> <p>STOLEN BASES</p> <p>1. Kai Kirby (2008).....30</p> <p>2. Kevin Crabtree (2008).....19</p> <p>10. Five tied with.....12</p> <p>-- Tanner Hines (2010).....11</p> <p>-- Garrett Smith (2010).....10</p> <p>RBI</p> <p>1. Steven Hill (2007).....73</p> <p>2. Lionel Adams (1987).....59</p> <p>3. Hayland Hardy (1993).....55</p> <p>4. Chris Smith (2007).....53</p> <p>10. Steven Hill (2006).....44</p> <p>-- Darren Crabtree (2010).....29</p> <p>-- Bobby Loveless (2010).....29</p> <p>SAVES</p> <p>1. Kyle Standley (1987).....13</p> <p>2. Richard Folmer (2009).....12</p> <p>3. Jason West (2010).....5</p> <p style="padding-left: 20px;">Three others tied with.....5</p> <p>WINS</p> <p>1. Erich Lehmann (2007).....9</p> <p>10. Five players.....6</p> <p>-- Tyler Herriage (2010).....4</p> <p>-- Justin Braddock (2010).....4</p>
SLC PLAYERS OF THE WEEK		
<p>Week 1</p> <p style="padding-left: 20px;">Hitter: Andy Riche' - MCN</p> <p style="padding-left: 20px;">Pitcher: Spencer Cuniff - LU</p> <p>Week 2</p> <p style="padding-left: 20px;">Hitter: Jason Mitchell - UTA</p> <p style="padding-left: 20px;">Pitcher: Trey Hernandez - TAMUCC</p> <p>Week 3</p> <p style="padding-left: 20px;">Hitter: Chase Jaramillo - NICH</p> <p style="padding-left: 20px;">Pitcher: Matison Smith - LU</p> <p>Week 4</p> <p style="padding-left: 20px;">Hitter: Darren Crabtree - SFA</p> <p style="padding-left: 20px;">Pitcher: Luke Irvine - NWLA</p> <p>Week 5</p> <p style="padding-left: 20px;">Hitter: Jason Martinson - TXST</p> <p style="padding-left: 20px;">Pitcher: Jaden Dillon - MCN</p> <p>Week 5</p> <p style="padding-left: 20px;">Hitter: Mark Hudson - SHSU</p> <p style="padding-left: 20px;">Pitcher: Jason Mitchell - UTA</p>	<p>Week 6</p> <p style="padding-left: 20px;">Hitter: Bryn Thompson - MCN</p> <p style="padding-left: 20px;">Pitcher: Jason Mitchell - UTA</p> <p>Week 7</p> <p style="padding-left: 20px;">Hitter:</p> <p style="padding-left: 20px;">Pitcher:</p> <p>Week 8</p> <p style="padding-left: 20px;">Hitter:</p> <p style="padding-left: 20px;">Pitcher:</p> <p>Week 9</p> <p style="padding-left: 20px;">Hitter:</p> <p style="padding-left: 20px;">Pitcher:</p> <p>Week 9</p> <p style="padding-left: 20px;">Hitter:</p> <p style="padding-left: 20px;">Pitcher:</p> <p>Week 10</p> <p style="padding-left: 20px;">Hitter:</p> <p style="padding-left: 20px;">Pitcher:</p>	

SLC STANDINGS						'JACKS HOME RUNS				'JACKS 2010 HONOR ROLL											
	SLC	Pct.	Overall	Pct.	GB	Name	Day	Opponent	No.	GARRETT SMITH • All-Tournament SFA Lumberjack Classic											
Texas State	9-3	.750	17-10	.630	--	Ryan Priest	2/19	Grambling	1	RYAN PRIEST • All-Tournament SFA Lumberjack Classic											
SE Louisiana	8-4	.667	24-6	.800	1	Bobby Loveless	2/19	Grambling	1	BOBBY LOVELESS • CollegeBaseball360.com Primetime Performer (Feb. 22-28)											
McNeese	8-4	.667	16-12	.571	1	Riley Huble	2/21	Grambling	1	DARREN CRABTREE • SLC Hitter of the Week (March 15)											
NW St.	7-4	.636	19-9	.679	1.5	Bobby Loveless	2/24	at Texas A&M	2	INNING-BY-INNING SCORING											
SFA	7-4	.636	19-9	.679	1.5	Ryan Priest	2/27	ULM	2	Team	1	2	3	4	5	6	7	8	9	Ex.	Total
UTA	7-5	.583	14-15	.483	2	Ryan Priest	2/27	ULM	3	SFA	11	28	40	34	23	35	15	17	7	1	211
Sam Houston	6-6	.500	13-17	.433	3	Darren Crabtree	2/28	Creighton	1	Opp.	25	33	14	11	10	13	20	16	8	1	151
Nicholls	5-7	.417	14-14	.500	4	Jarid Scarafiotti	3/2	Houston Baptist	1	'JACKS MULTI-HIT GAME LEADERS											
Lamar	4-8	.333	17-13	.567	5	Garrett Smith	3/2	Houston Baptist	1	#	Name	2	3	4	5+	Total					
TAMUCC	4-8	.333	12-18	.400	5	Michael Haynes	3/2	Houston Baptist	1	4	Smith, Garrett	9	5	-	-	14					
UTSA	3-9	.250	12-15	.444	6	Jordan Lewis	3/6	Western Illinois	1	13	Loveless, Bobby	7	3	2	-	12					
Central Ark.	3-9	.250	9-19	.321	6	Jarid Scarafiotti	3/6	Western Illinois	2	11	Hines, Tanner	7	3	1	-	11					
'JACKS IND. CONF. RANKINGS						Bobby Loveless	3/6	Oklahoma	3	9	Coffman, Bo	7	4	-	-	11					
Name	Cat.	Avg./Tot.	SLC Rank			Bo Coffman	3/9	UALR	1	18	Crabtree, Darren	7	1	-	1	9					
Bobby Loveless	Bat. Avg.	.373	6th			Bo Coffman	3/13	Central Ark.	2	24	Priest, Ryan	5	3	1	-	9					
Darren Crabtree	Bat. Avg.	.361	T-8th			Darren Crabtree	3/13	Central Ark.	2	26	Scarafiotti, Jari	6	2	-	-	8					
Bobby Loveless	Slg. Pct.	.647	6th			Bobby Loveless	3/13	Central Ark.	4	5	Haynes, Michael	5	3	-	-	8					
Darren Crabtree	Slg. Pct.	.598	9th			Michael Haynes	3/14	Central Ark.	2	10	Huble, Riley	4	1	1	-	6					
Darren Crabtree	OBP	.476	5th			Darren Crabtree	3/14	Central Ark.	3	1	Lewis, Jordan	4	1	-	-	5					
Darren Crabtree	RBI	29	T-6th			Ryan Priest	3/14	Central Ark.	4	25	Gratzke, Patrick	1	-	-	-	1					
Bobby Loveless	RBI	29	T-6th			Ryan Priest	3/21	NW State	5	6	McAninch, Justin	-	1	-	-	1					
Bobby Loveless	Doubles	13	2nd			Darren Crabtree	3/26	Nicholls	4	TEAM	62	27	5	1	95						
Tanner Hines	Doubles	11	T-4rd			Bo Coffman	3/26	Nicholls	3	'JACKS MULTI-RBI GAME LEADERS											
Tanner Hines	Triples	3	T-4th			Bo Coffman	3/28	Nicholls	4	#	Name	2	3	4	5+	Total					
Bobby Loveless	Total Bases	66	T-9th			Patrick Gratzke	3/28	Nicholls	1	13	Loveless, Bobby	2	3	1	-	6					
Tanner Hines	Stolen Bases	11	T-5th			Riley Huble	4/3	Texas State	2	26	Scarafiotti, Jari	4	1	-	1	6					
Garrett Smith	Stolen Bases	10	T-7th			Garrett Smith	4/7	UTPA	2	11	Hines, Tanner	4	1	-	-	5					
Tyler Herriage	ERA	3.02	6th			Jarid Scarafiotti	4/7	UTPA	3	5	Haynes, Michael	4	1	-	-	5					
Justin Braddock	ERA	3.70	11th			Bobby Loveless	4/7	UTPA	5	9	Coffman, Bo	2	1	2	-	5					
Tyler Herriage	Opp. BA	.235	5th			'JACKS SCORELESS INNING STREAKS				'JACKS SEASON HIT STREAKS											
Tyler Herriage	IP	41.2	12th			Car. Long	Seas. Long	Current	#	Name	Longest	Current									
Tyler Herriage	Wins	4	T-4th			Josh Wright	6.2	6.2	6.2	11	Hines, Tanner	17	17								
Justin Braddock	Wins	4	T-4th			Alex Moshier	10.0	4.2	4.2	24	Priest, Ryan	11	3								
Jason West	Saves	5	T-3rd			Cody Priest	3.2	3.2	1.1	18	Crabtree, Darren	10	1								
'JACKS TEAM CONF. RANKINGS						Landon Kozeny	3.2	3.2	1.0	9	Coffman, Bo	10	1								
Cat.	Avg./Tot.	SLC Rank				Cody Lock	1.0	1.0	1.0	13	Loveless, Bobby	6	4								
Batting Avg.	.329	T-1st				Jason West	9.1	9.1	0.2	26	Scarafiotti, Jarid	6	1								
Runs	211	5th				Justin Braddock	8.0	8.0	0.2	5	Haynes, Michael	5	-								
Slug Pct.	.511	2nd				Aaron Lasater	0.2	0.2	0.1	4	Smith, Garrett	5	-								
On-Base Pct.	.398	4th				Jared West	10.0	7.1	0.1	10	Huble, Riley	4	-								
Home Runs	29	3rd				Tyler Herriage	14.0	14.0	--	1	Lewis, Jordan	3	-								
Doubles	78	1st				Cory Ochs	9.0	9.0	--	25	Gratzke, Patrick	2	-								
Hits	323	3rd				Zack Taylor	5.1	5.0	--	35	Long, Justin	1	1								
Stolen Bases	49	3rd				Brett Higginbotham	4.1	4.1	--	6	McAninch, Justin	1	-								
ERA	4.46	3rd				Brad Oates	4.0	4.0	--												
Strikeouts	167	12th				Brett Rogers	8.1	3.2	--												
Opp. BA	.271	4th																			
Fielding Pct.	.953	12th																			
DP Turned	18	T-10th																			
'JACKS IN THE NAT'L RANKINGS																					
Cat.	Avg./Tot.	National Rank																			
Doubles	75	19th																			
Batting Avg.	.327	49th																			
Scoring	7.6 rpg	94th																			
Home Runs	26	89th																			
Slugging Pct.	.502	40th																			
Stolen Bases	44	65th																			
ERA	4.62	64th																			
Name	Cat.	Avg./Tot.	Nat'l Rank																		
Tanner Hines	Doubles	11	79th																		
Bobby Loveless	Doubles	11	79th																		
Jason West	Saves	5	27th																		
Justin Braddock	BB/9IP	1.31	27th																		

THURSDAY PROBABLE STARTER

20

TYLER HERRIAGE
6-2 • 207 • JUNIOR • L/L • LHP
LEWISVILLE, TEXAS
(FLOWER MOUND MARCUS HS)



CAREER PITCHING STATS

	ERA	W	L	App	GS	CG	SHO	CBO	SV	IP	H	R	ER	BB	SO	2B	3B	HR	BF	B/Avg	WP	HBP	BK	SFA	SHA
2010	3.02	4	2	7	7	0	0	1	0	41.2	36	16	14	19	29	2	0	4	177	.235	1	2	1	0	3
TOTAL	3.02	4	2	7	7	0	0	1	0	41.2	36	16	14	19	29	2	0	4	177	.235	1	2	1	0	3

CAREER VERSUS UTSA

Date	Opp.	Dec.	GS	IP	H	R	ER	BB	SO	2B	3B	HR	WP	BK	HBP	IBB	Score								
No Appearances																									
	ERA	W	L	App	GS	CG	SHO	CBO	SV	IP	H	R	ER	BB	SO	2B	3B	HR	BF	B/Avg	WP	HBP	BK	SFA	SHA
Career vs UTSA	--	--	--	--	--	--	--	--	--	--	--	--	--	--	--	--	--	--	--	--	--	--	--	--	--

2010 GAME-BY-GAME

Date	Opponent	Dec.	GS	IP	H	R	ER	BB	SO	2B	3B	HR	WP	BK	HBP	IBB	Score
Feb. 19	Grambling	W	*	6.0	5	1	1	3	8	0	0	0	0	0	1	0	9-4
Feb. 27	ULM	ND	*	1.1	6	6	6	0	2	1	0	3	0	0	0	0	9-10
March 5	vs South Florida	W	*	7.0	3	0	0	2	3	0	0	0	0	0	1	0	3-2
March 12	at Central Arkansas	W	*	6.0	1	0	0	5	4	0	0	0	0	0	0	0	2-0
March 19	Northwestern State	L	*	7.0	8	3	3	3	1	1	0	0	0	0	0	0	2-4
March 26	at Nicholls	W	*	8.0	6	2	2	3	9	0	0	0	1	1	0	0	9-2
April 1	Texas State	L	*	6.1	7	4	2	3	2	0	0	1	0	0	0	0	2-4

Career Highs

IP	8.0	at Nicholls (3/26/10)
BB	5	at UCA (3/12/10)
K	9	at Nicholls (3/26/10)
HBP	1	2x, last vs USF (3/5/10)
R	6	vs ULM (2/27/10)
ER	6	vs Grambling (2/27/10)
WP	1	at Nicholls (3/26/10)
H	6	vs ULM (2/27/10)
HR	3	vs ULM (2/27/10)
Scrless Stk	14.0 innings	


Season Highs

IP	8.0	at Nicholls (3/26)
BB	5	at UCA (3/12)
K	9	at Nicholls (3/26)
HBP	1	2x, last vs USF (3/5)
R	6	vs ULM (2/27)
ER	6	vs Grambling (2/27)
WP	1	at Nicholls (3/26)
H	6	vs ULM (2/27)
HR	3	vs ULM (2/27)
Scrless Stk	14.0 innings	

SATURDAY PROBABLE STARTER

8

JARED WEST
6-1 • 180 • SOPH • R/R • RHP
CONROE, TEXAS
(OAK RIDGE HS)



CAREER PITCHING STATS

	ERA	W	L	App	GS	CG	SHO	CBO	SV	IP	H	R	ER	BB	SO	2B	3B	HR	BF	B/Avg	WP	HBP	BK	SFA	SHA
2008	9.69	0	0	9	1	0	0	0	0	13.0	18	16	14	6	10	4	0	2	66	.321	1	4	1	0	0
2009	5.11	4	3	15	11	0	0	1	0	61.2	68	47	35	31	36	12	1	7	292	.279	7	9	2	5	3
2010	6.00	2	1	6	6	0	0	1	0	24.0	31	20	16	16	11	4	0	1	114	.323	1	1	0	0	1
TOTAL	5.93	6	4	30	18	0	0	2	0	98.2	117	83	65	53	57	20	1	10	472	.295	9	14	3	5	4

CAREER VERSUS UTSA

Date	Opp.	Dec.	GS	IP	H	R	ER	BB	SO	2B	3B	HR	WP	BK	HBP	IBB	Score								
NO APPEARANCES																									
Career vs UTSA																									
	ERA	W	L	App	GS	CG	SHO	CBO	SV	IP	H	R	ER	BB	SO	2B	3B	HR	BF	B/Avg	WP	HBP	BK	SFA	SHA
	3.00	0	0	1	0	0	0	0	0	3.0	3	3	1	3	1	2	0	0	16	.273	1	0	1	2	0

2010 GAME-BY-GAME

Date	Opponent	Dec.	GS	IP	H	R	ER	BB	SO	2B	3B	HR	WP	BK	HBP	IBB	Score
Feb. 20	Grambling	W	*	7.0	4	0	0	0	5	0	0	0	0	0	1	0	4-0
Feb. 28	Creighton	ND	*	4.0	8	6	3	1	2	2	0	0	0	0	0	0	8-9
March 6	vs Western Illinois	W	*	5.0	2	1	1	4	3	1	0	0	0	0	0	0	8-2
March 13	at Central Arkansas	ND	*	1.1	5	6	5	3	0	1	0	0	1	0	0	0	20-12
March 23	Houston	L	*	1.0	6	6	6	2	0	0	0	0	0	0	0	0	3-10
April 2	Texas State	ND	*	5.2	6	1	1	6	1	0	0	1	0	0	0	0	2-3

Career Highs

IP	7.0	vs Grambling (2/20/10)
BB	5	vs SHSU (5/2/09)
K	6	at TAMU (3/4/09)
HBP	1	8x, last vs Gram (2/20/10)
R	8	at ULM (2/21/09)
ER	7	at ULM (2/21/09)
WP	2	vs Lamar (5/15/09)
H	9	at MCN (4/19/09)
HR	2	vs UTA (5/21/09)
Scrless Stk	10.0 innings	

Season Highs

IP	7.0	vs Grambling (2/20)
BB	4	vs Western Illinois (3/6)
K	5	vs Grambling (2/20)
HBP	1	vs Grambling (2/20)
R	6	3x, last vs UH (3/23)
ER	6	vs UH (3/23)
WP	1	at UCA (3/13)
H	8	vs Creighton (2/28)
HR	1	vs TXST (4/2)
Scrless Stk	7.1 innings	

SUNDAY PROBABLE STARTER


15

JUSTIN BRADDOCK

6-2 • 180 • JR • R/R • RHP

SOUTHLAKE, TEXAS

(CARROLL HS/CISCO JC)



CAREER PITCHING STATS

	ERA	W	L	App	GS	CG	SHO	CBO	SV	IP	H	R	ER	BB	SO	2B	3B	HR	BF	B/Avg	WP	HBP	BK	SFA	SHA
2010	3.70	4	1	7	7	1	0	0	0	41.1	47	29	17	6	20	7	1	2	178	.296	2	4	0	2	7
TOTAL	3.70	4	1	7	7	1	0	0	0	41.1	47	29	17	6	20	7	1	2	178	.296	2	4	0	2	7

CAREER VERSUS UTSA

Date	Opp.	Dec.	GS	IP	H	R	ER	BB	SO	2B	3B	HR	WP	BK	HBP	IBB	Score
No Appearances																	
Career vs UTSA																	

2010 GAME-BY-GAME

Date	Opponent	Dec.	GS	IP	H	R	ER	BB	SO	2B	3B	HR	WP	BK	HBP	IBB	Score
Feb. 21	Grambling	W	*	6.0	4	2	2	2	2	0	0	0	0	0	0	0	12-3
March 2	Houston Baptist	W	*	5.0	4	1	1	0	3	1	0	0	0	0	0	0	13-2
March 7	at Oklahoma	ND	*	8.0	7	4	3	0	2	0	0	2	0	0	1	0	4-5
March 14	at Central Arkansas	W	*	7.0	4	2	0	1	3	1	0	0	1	0	1	0	17-2
March 21	Northwestern State	ND	*	5.2	9	9	2	1	5	0	0	0	1	0	0	0	10-9
March 26	at Nicholls	L	*	4.0	8	7	5	0	2	2	1	0	0	0	2	0	1-11
April 3	Texas State	W	*	5.2	11	4	4	2	3	3	0	0	0	0	0	0	8-7

Career Highs

IP	8.0	at Oklahoma (3/7/10)
BB	2	2x, last vs TXST (4/3/10)
K	5	vs NWLA (3/21/10)
HBP	2	vs NWLA (3/21/10)
R	9	vs NWLA (3/21/10)
ER	5	at Nicholls (3/27/10)
WP	1	2x, last vs NWLA (3/21)
H	11	2x, last vs TXST (4/3/10)
HR	2	at Oklahoma (3/7/10)
Scrless Stk	8.0	innings

Season Highs

IP	8.0	at Oklahoma (3/7)
BB	2	2x, last vs TXST (4/3)
K	5	vs NWLA (3/21)
HBP	2	at Nicholls (3/21)
R	9	vs NWLA (3/21)
ER	5	at Nicholls (3/27)
WP	1	2x, last vs NWLA (3/21)
H	11	2x, last vs TXST (4/3)
HR	2	at Oklahoma (3/7)
Scrless Stk	8.0	innings

GAME HIGHS

TEAM GAME HIGHS

Batting

At bats:	52	at Central Arkansas (Mar 13, 2010)
Runs scored:	20	at Central Arkansas (Mar 13, 2010)
Hits:	25	at Central Arkansas (Mar 13, 2010)
RBI's:	19	at Central Arkansas (Mar 13, 2010)
Doubles:	9	at Central Arkansas (Mar 13, 2010)
Triples:	2	vs Texas-Pan American (Apr 07, 2010)
Home runs:	3	(4 games)
Total bases:	43	at Central Arkansas (Mar 13, 2010)
Walks:	11	at Nicholls (Mar 28, 2010)
Strikeouts:	11	at Texas A&M (Feb 24, 2010)
Sac hits:	2	(4 games)
Sac flies:	2	vs Grambling (Feb 21, 2010)
	2	at Central Arkansas (Mar 12, 2010)
	2	vs Texas-Pan American (Apr 07, 2010)
Stolen bases:	5	vs Grambling (Feb 21, 2010)
Hit by pitch:	3	at Nicholls (Mar 26, 2010)
	3	at Nicholls (Mar 28, 2010)
Caught stealing:	2	vs Grambling (Feb 19, 2010)
Runners LOB:	17	at Nicholls (Mar 28, 2010)
Hit into DP:	3	vs South Florida (Mar 05, 2010 at Norman, Okla.)
	3	at Texas-Pan American (Mar 16, 2010)
	3	vs Houston (Mar 23, 2010)

Fielding

Putouts:	30	vs Creighton (Feb 28, 2010)
	30	vs Northwestern State (Mar 21, 2010)
Assists:	14	at Texas-Pan American (Mar 16, 2010)
	14	vs Texas-Pan American (Apr 07, 2010)
Errors:	6	vs Northwestern State (Mar 21, 2010)
Passed balls:	2	vs Louisiana-Monroe (Feb 27, 2010)
	2	vs Western Illinois (Mar 06, 2010 at Norman, Okla.)
DPs turned:	2	(4 games)

Pitching

Innings pitched:	10.0	vs Creighton (Feb 28, 2010)
	10.0	vs Northwestern State (Mar 21, 2010)
Runs allowed:	13	vs Western Illinois (Mar 06, 2010 at Norman, Okla.)
Earned runs:	13	vs Western Illinois (Mar 06, 2010 at Norman, Okla.)
Walks allowed:	9	at Nicholls (Mar 28, 2010)
Strikeouts:	12	at Arkansas-Little Rock (Mar 09, 2010)
Hits allowed:	17	at Central Arkansas (Mar 13, 2010)
	17	vs Texas State (Apr 03, 2010)
Doubles allowed:	7	at Texas A&M (Feb 24, 2010)
Triples allowed:	1	at Texas A&M (Feb 24, 2010)
	1	at Nicholls (Mar 27, 2010)
	1	at Nicholls (Mar 28, 2010)
Homers allowed:	4	vs Louisiana-Monroe (Feb 27, 2010)
Wild pitches:	2	vs Western Illinois (Mar 06, 2010 at Norman, Okla.)
Hit batters:	4	at Texas-Pan American (Mar 16, 2010)

INDIVIDUAL GAME HIGHS

Batting

At bats:	7	Smith, Garrett at Central Arkansas (Mar 13, 2010)
Runs scored:	5	Crabtree, Darren at Central Arkansas (Mar 13, 2010)
Hits:	6	Crabtree, Darren at Central Arkansas (Mar 13, 2010)
RBI's:	8	Crabtree, Darren at Central Arkansas (Mar 13, 2010)
Doubles:	2	(9 games)
Triples:	1	(7 games)
Home runs:	2	Priest, Ryan vs Louisiana-Monroe (Feb 27, 2010)
Total bases:	11	Crabtree, Darren at Central Arkansas (Mar 13, 2010)
Walks:	4	Loveless, Bobby at Nicholls (Mar 28, 2010)
Strikeouts:	3	(6 games)
Sac hits:	1	(13 games)
Sac flies:	1	(14 games)
Stolen bases:	2	(4 games)
Hit by pitch:	2	Crabtree, Darren at Nicholls (Mar 26, 2010)
Caught stealing:	1	(14 games)
Runners LOB:	6	Huble, Riley at Nicholls (Mar 28, 2010)

Fielding

Putouts:	13	Crabtree, Darren at Texas A&M (Feb 24, 2010)
	13	Crabtree, Darren vs Prairie View A&M (Mar 31, 2010)
Assists:	7	Hines, Tanner at Arkansas-Little Rock (Mar 09, 2010)
Errors:	3	Hines, Tanner at Oklahoma (Mar 07, 2010)
	3	Haynes, Michael vs Northwestern State (Mar 21, 2010)
	3	Hines, Tanner vs Texas-Pan American (Apr 07, 2010)
Passed balls:	2	Scarafiotti, Jarid vs Louisiana-Monroe (Feb 27, 2010)
	2	Huble, Riley vs Western Illinois (Mar 06, 2010 at Norman)

Pitching

Innings pitched:	8.0	Braddock, Justin at Oklahoma (Mar 07, 2010)
	8.0	Herriage, Tyler at Nicholls (Mar 26, 2010)
Runs allowed:	9	Braddock, Justin vs Northwestern State (Mar 21, 2010)
Earned runs:	8	Rogers, Brett vs Western Illinois (Mar 06, 2010 at Norman)
Walks allowed:	6	West, Jared vs Texas State (Apr 02, 2010)
Strikeouts:	9	Herriage, Tyler at Nicholls (Mar 26, 2010)
Hits allowed:	11	Braddock, Justin vs Texas State (Apr 03, 2010)
Doubles allowed:	6	Rogers, Brett at Texas A&M (Feb 24, 2010)
Triples allowed:	1	West, Jason at Texas A&M (Feb 24, 2010)
	1	Braddock, Justin at Nicholls (Mar 27, 2010)
	1	Ochs, Cory at Nicholls (Mar 28, 2010)
Homers allowed:	3	Herriage, Tyler vs Louisiana-Monroe (Feb 27, 2010)
Wild pitches:	1	(8 games)
Hit batters:	3	Taylor, Zack at Arkansas-Little Rock (Mar 09, 2010)



THE LAST TIME ...


BASEBALL

THE LAST TIME A 'JACK ...

scored four runs in a single game _____ Darren Crabtree, at Nicholls, March 28, 2010
 scored five runs in a single game _____ Darren Crabtree at Central Arkansas, March 13, 2010
 recorded four hits in a single game _____ Ryan Priest at Nicholls, March 28, 2010
 recorded five hits in a single game _____ Darren Crabtree, at Central Arkansas, March 13, 2010
 recorded five hits in back-to-back games _____ Steven Hill, March 18 and March 23, 2007
 had five RBI in a single game _____ Jarid Scarafiotti vs UTPA , April 7, 2010
 had six RBI in a single game _____ Darren Crabtree at Central Arkansas , March 13, 2010
 had seven RBI in a single game _____ Darren Crabtree at Central Arkansas , March 13, 2010
 had eight RBI in a single game _____ Darren Crabtree at Central Arkansas , March 13, 2010
 had three stolen bases in a single game _____ Gabriel Garcia-Serrano (4), Nicholls, March 21, 2009
 hit two or more home runs _____ Ryan Priest, vs ULM, Feb. 27, 2010
 hit a grand slam _____ Darren Crabtree at Central Arkansas , March 13, 2010
 hit a home run in four straight games _____ Kevin Croft, March 9-13, 2007
 struck out 10 batters _____ Jared Schrom vs. UT-Pan American, March 9, 2007
 struck out 11 or more batters _____ Lance Luetge at Texas A&M-Corpus Christi, April 15, 2007
 threw a complete game _____ Justin Braddock (7 innings), at Central Arkansas, March 14, 2010
 threw a complete game shut out _____ Erich Lehmann (7 innings), vs Nicholls, March 21, 2009
 threw a two-hitter _____ Lance Luetge at Texas A&M-Corpus Christi, April 15, 2007

THE LAST TIME THE 'JACKS ...

hit back-to-back home runs _____ Jarid Scarafiotti and Bobby Loveless vs UTPA, April 7, 2010
 stole five or more bases _____ 6 vs Nicholls, March 21, 2009
 had two or more hitters with 4+ hits in a game _____ Darren Crabtree and Bobby Loveless at Central Arkansas , March 13, 2010
 hit four home runs _____ at SE Louisiana, May 8, 2009
 hit five home runs _____ vs. Centenary, March 13, 2007
 turned a triple play _____ Buck Britton-Gabriel Garcia-Serrano-Adam Bosley vs. Texas-San Antonio, April 29, 2006
 recorded 20 or more hits _____ 20, at Nicholls, March 28, 2010
 recorded 10+ runs in one inning _____ 10 runs in the 4th inning vs TAMUCC, April 13, 2008
 recorded 15 runs _____ at Central Arkansas, March 14, 2010
 recorded 20 runs _____ at Central Arkansas, March 13, 2010
 swept a series _____ at Central Arkansas, March 12-14, 2010
 swept a series at home _____ vs. Grambling, February 19-21, 2010
 swept a series on the road _____ at Central Arkansas, March 12-14, 2010
 were swept _____ vs Central Arkansas, March 6-8, 2009
 played in extra innings _____ 10 innings vs Northwestern State, March 21, 2010
 lost in extra innings _____ lost 9-8 vs Creighton, Feb. 28, 2010
 won in extra innings _____ won 10-9 in 10 inn. vs Northwestern State, March 21, 2010
 played a ranked team _____ at No. 17 Oklahoma, March 7, 2010
 played a Top-10 team _____ at No. 4 Texas A&M, March 4, 2009
 defeated a ranked team _____ won, 3-2, vs. No. 10 Houston, May 2, 2006
 defeated a Top-10 team _____ won, 3-2, vs. No. 10 Houston, May 2, 2006
 were run-ruled _____ 11-1 (7) at Nicholls, March 27, 2010
 run-ruled _____ 17-2 (7) at Central Arkansas, March 14, 2010
 run-ruled back-to-back games _____ 11-0 (8), at Texas State May 6, 2007 and 12-1 (8), at Texas-Arlington May 11, 2007
 were no-hit _____ vs. No. 18 TCU, Feb. 19, 2006
 gave up two hits or less _____ at UALR, March 9, 2010
 committed no errors _____ at UALR, March 9, 2010
 committed five or more errors _____ 6 vs Northwestern State, March 21, 2010



'JACKS GAME-BY-GAME LINEUP BY POSITION

<i>GAME (DATE)</i>	<i>P</i>	<i>C</i>	<i>1B</i>	<i>2B</i>	<i>3B</i>	<i>SS</i>	<i>LF</i>	<i>CF</i>	<i>RF</i>	<i>DH</i>
Grambling (2/19)	Herriage	Scarafiotti	Crabtree	Haynes	Loveless	Hines	R. Priest	Smith	Coffman	Long
Grambling (2/20)	Jar. West	Huble	Crabtree	Haynes	Loveless	Hines	R. Priest	Smith	Coffman	Long
Grambling (2/21)	Braddock	Scarafiotti	Crabtree	Haynes	Loveless	Hines	R. Priest	Smith	Coffman	Gratzke
at Texas A&M (2/23)	Rogers	Huble	Crabtree	Haynes	Loveless	Hines	R. Priest	Smith	Coffman	Scarafiotti
Louisiana-Monroe (2/27)	Herriage	Scarafiotti	Crabtree	Haynes	Loveless	Hines	R. Priest	Smith	Coffman	Long
Creighton (2/28)	Jar. West	Huble	Crabtree	Haynes	Loveless	Hines	R. Priest	Smith	Coffman	Scarafiotti
Houston Baptist (3/2)	Braddock	Scarafiotti	Crabtree	Lewis	Loveless	Hines	R. Priest	Smith	Coffman	Long
vs South Florida (3/5)	Herriage	Scarafiotti	Crabtree	Haynes	Loveless	Hines	R. Priest	Smith	Coffman	Long
vs Western Illinois (3/6)	Jar. West	Huble	Crabtree	Haynes	Loveless	Hines	R. Priest	Smith	Coffman	Scarafiotti
vs Western Illinois (3/6)	Rogers	Scarafiotti	Crabtree	Lewis	Loveless	Hines	R. Priest	Smith	Coffman	Gratzke
at Oklahoma (3/7)	Braddock	Scarafiotti	Crabtree	Haynes	Loveless	Hines	R. Priest	Smith	Coffman	Long
at Arkansas-Little Rock (3/9)	Taylor	Huble	Crabtree	Haynes	Loveless	Hines	Gratzke	Smith	Coffman	Scarafiotti
at Central Arkansas (3/12)	Herriage	Scarafiotti	Crabtree	Haynes	Loveless	Hines	R. Priest	Smith	Coffman	Gratzke
at Central Arkansas (3/13)	Jar. West	Scarafiotti	Crabtree	Haynes	McAninch	Hines	R. Priest	Smith	Coffman	Loveless
at Central Arkansas (3/14)	Braddock	Scarafiotti	Crabtree	Haynes	Loveless	Hines	R. Priest	Smith	Coffman	Gratzke
at Texas-Pan American (3/16)	Taylor	Scarafiotti	Crabtree	Haynes	Loveless	Hines	R. Priest	Smith	Coffman	Gratzke
Northwestern State (3/19)	Herriage	Scarafiotti	Crabtree	Haynes	Loveless	Hines	R. Priest	Smith	Coffman	Gratzke
Northwestern State (3/21)	Braddock	Scarafiotti	Crabtree	Haynes	Loveless	Hines	R. Priest	Smith	Coffman	Lewis
Houston (3/23)	Jar. West	Scarafiotti	Crabtree	Lewis	Haynes	Hines	R. Priest	Smith	Coffman	Loveless
at Nicholls (3/26)	Herriage	Huble	Crabtree	Haynes	Loveless	Hines	R. Priest	Smith	Coffman	Scarafiotti
at Nicholls (3/27)	Braddock	Scarafiotti	Crabtree	Haynes	McAninch	Hines	R. Priest	Smith	Coffman	Loveless
at Nicholls (3/28)	Rogers	Huble	Crabtree	Lewis	Haynes	Hines	R. Priest	Smith	Coffman	Loveless
Prairie View A&M (3/31)	Taylor	Scarafiotti	Crabtree	Haynes	Loveless	Hines	R. Priest	Coffman	Gratzke	Long
Texas State (4/1)	Herriage	Huble	Crabtree	Haynes	Loveless	Hines	R. Priest	Smith	Coffman	Scarafiotti
Texas State (4/2)	Jar. West	Scarafiotti	Crabtree	Lewis	Haynes	Hines	R. Priest	Smith	Coffman	Loveless
Texas State (4/3)	Braddock	Huble	McAninch	Lewis	Haynes	Hines	R. Priest	Smith	Coffman	Crabtree
Texas-Pan American (4/7)	Higginbotham	Scarafiotti	Crabtree	Lewis	Haynes	Hines	R. Priest	Smith	Coffman	Loveless
Texas-Pan American (4/7)	C. Priest	Huble	Crabtree	Lewis	Haynes	Hines	R. Priest	Smith	Coffman	Loveless
at UTSA (4/9)										
at UTSA (4/10)										
at UTSA (4/11)										
TAMUCC (4/16)										
TAMUCC (4/17)										
TAMUCC (4/18)										
at Houston Baptist (4/20)										
McNeese State (4/23)										
McNeese State (4/24)										
McNeese State (4/25)										
at Arkansas-Little Rock (4/27)										
at Sam Houston State (4/30)										
at Sam Houston State (5/1)										
at Sam Houston State (5/2)										
at UT-Arlington (5/7)										
at UT-Arlington (5/8)										
at UT-Arlington (5/9)										
at Dallas Baptist (5/11)										
Southeastern La. (5/14)										
Southeastern La. (5/15)										
Southeastern La. (5/16)										
at Lamar (5/20)										
at Lamar (5/21)										
at Lamar (5/22)										

JACKS GAME-BY-GAME LINEUP BY BATTING ORDER

<i>GAME (DATE)</i>	<i>No. 1</i>	<i>No. 2</i>	<i>No. 3</i>	<i>No. 4</i>	<i>No. 5</i>	<i>No. 6</i>	<i>No. 7</i>	<i>No. 8</i>	<i>No. 9</i>	<i>Result</i>
Grambling (2/19)	Smith	Hines	Crabtree	Loveless	Scarafiotti	Coffman	R. Priest	Long	Haynes	W, 9-4
Grambling (2/20)	Smith	Hines	Crabtree	Loveless	Coffman	R. Priest	Long	Huble	Haynes	W, 4-0
Grambling (2/21)	Smith	Hines	Crabtree	Scarafiotti	Coffman	Loveless	R. Priest	Gratzke	Haynes	W, 12-3
at Texas A&M (2/24)	Smith	Hines	Crabtree	Scarafiotti	Coffman	Loveless	R. Priest	Huble	Haynes	W, 7-6
Louisiana-Monroe (2/27)	Smith	Hines	Crabtree	Scarafiotti	Coffman	Loveless	R. Priest	Long	Haynes	L, 10-9
Creighton (2/28)	Smith	Hines	Crabtree	Scarafiotti	Coffman	Loveless	R. Priest	Huble	Haynes	L, 9-8
Houston Baptist (3/2)	Smith	Hines	Crabtree	Loveless	Scarafiotti	Coffman	R. Priest	Long	Lewis	W, 13-2
vs South Florida (3/5)	Smith	Hines	Crabtree	Loveless	Scarafiotti	Coffman	R. Priest	Long	Haynes	W, 3-2
vs Western Illinois (3/6)	Smith	Hines	Crabtree	Loveless	Scarafiotti	Coffman	R. Priest	Huble	Haynes	W, 8-2
vs Western Illinois (3/6)	Smith	Hines	Crabtree	Loveless	Scarafiotti	Coffman	R. Priest	Gratzke	Lewis	L, 13-6
at Oklahoma (3/7)	Smith	Hines	Crabtree	Loveless	Scarafiotti	Coffman	R. Priest	Long	Haynes	L, 5-4
at Arkansas-Little Rock (3/9)	Smith	Hines	Crabtree	Loveless	Scarafiotti	Coffman	Gratzke	Huble	Haynes	W, 7-3
at Central Arkansas (3/12)	Smith	Hines	Crabtree	Loveless	Scarafiotti	Coffman	R. Priest	Gratzke	Haynes	W, 2-0
at Central Arkansas (3/13)	Smith	Hines	Crabtree	Loveless	Scarafiotti	Coffman	R. Priest	McAninch	Haynes	W, 20-12
at Central Arkansas (3/14)	Smith	Hines	Crabtree	Loveless	Coffman	Scarafiotti	R. Priest	Gratzke	Haynes	W, 17-2
at Texas-Pan American (3/16)	Smith	Hines	Crabtree	Loveless	Scarafiotti	Coffman	R. Priest	Gratzke	Haynes	W, 10-9
Northwestern State (3/19)	Smith	Hines	Crabtree	Loveless	Scarafiotti	Coffman	R. Priest	Gratzke	Haynes	L, 4-2
Northwestern State (3/21)	Smith	Hines	Crabtree	Scarafiotti	Loveless	Coffman	R. Priest	Lewis	Haynes	W, 10-9
Houston (3/23)	Smith	Hines	Crabtree	Loveless	Scarafiotti	Coffman	R. Priest	Lewis	Haynes	L, 10-3
at Nicholls (3/26)	Smith	Hines	Crabtree	Loveless	Scarafiotti	Coffman	R. Priest	Huble	Haynes	W, 9-2
at Nicholls (3/27)	Smith	Hines	Crabtree	Loveless	Scarafiotti	Coffman	R. Priest	McAninch	Haynes	L, 11-1
at Nicholls (3/28)	Smith	Hines	Crabtree	Loveless	Coffman	R. Priest	Lewis	Huble	Haynes	W, 17-10
Prairie View A&M (3/31)	Gratzke	Hines	Crabtree	Loveless	Scarafiotti	Coffman	R. Priest	Long	Haynes	W, 5-4
Texas State (4/1)	Smith	Hines	Crabtree	Loveless	Scarafiotti	Coffman	R. Priest	Huble	Haynes	L, 4-2
Texas State (4/2)	Smith	Hines	Crabtree	Loveless	Scarafiotti	Coffman	R. Priest	Lewis	Haynes	L, 3-2
Texas State (4/3)	Smith	Hines	Crabtree	Coffman	Gratzke	Lewis	McAninch	Huble	Haynes	W, 8-7
Texas-Pan American (4/7)	Smith	Hines	Crabtree	Scarafiotti	Loveless	Coffman	R. Priest	Lewis	Haynes	W, 10-4
Texas-Pan American (4/7)	Smith	Hines	Crabtree	Loveless	R. Priest	Coffman	Huble	Lewis	Haynes	W, 3-1
at UTSA (4/9)										
at UTSA (4/10)										
at UTSA (4/11)										
TAMUCC (4/16)										
TAMUCC (4/17)										
TAMUCC (4/18)										
at Houston Baptist (4/20)										
McNeese State (4/23)										
McNeese State (4/24)										
McNeese State (4/25)										
at Arkansas-Little Rock (4/27)										
at Sam Houston State (4/30)										
at Sam Houston State (5/1)										
at Sam Houston State (5/2)										
at UT-Arlington (5/7)										
at UT-Arlington (5/8)										
at UT-Arlington (5/9)										
at Dallas Baptist (5/11)										
Southeastern La. (5/14)										
Southeastern La. (5/15)										
Southeastern La. (5/16)										
at Lamar (5/20)										
at Lamar (5/21)										
at Lamar (5/22)										

HITTING CAREER AND SEASON HIGHS

1 JORDAN LEWIS**Season Highs**

AB 6 at Nicholls (3/28)
 H 3 vs Northwestern St. (3/21)
 2B 1 2x, last vs NWLA (3/21)
 3B --
 HR 1 vs Western Illinois (3/6)
 RBI 2 vs Northwestern St. (3/21)
 R 3 vs Houston Baptist (3/2)
 SB 1 4x, last vs UTPA (4/7)
 BB 1 2x, last at Nicholls (3/28)
 Hit Stk 3 gm (2/28 - 3/6)

Career Highs

AB 6 at Nicholls (3/28/10)
 H 3 vs NWLA (3/21/10)
 2B 1 2x, last vs NWLA (3/21/10)
 3B --
 HR 1 vs Western Illinois (3/6/10)
 RBI 2 vs NWLA (3/21/10)
 R 3 vs Houston Baptist (3/2/10)
 SB 1 4x, last vs UTPA (4/7/10)
 BB 1 2x, last at Nicholls (3/28/10)
 Hit Stk 3 gm (2/28/10 - 3/6/10)

2 RENE' MOREDA**Season Highs**

AB --
 H --
 2B --
 3B --
 HR --
 RBI --
 R 1 vs TXST (4/3)
 SB 1 vs Grambling (2/19)
 BB --
 Hit Stk --

Career Highs

AB --
 H --
 2B --
 3B --
 HR --
 RBI --
 R 1 vs TXST (4/3)
 SB 1 vs Grambling (2/19/10)
 BB --
 Hit Stk --

3 COLE POPPER**Season Highs**

AB --
 H --
 2B --
 3B --
 HR --
 RBI --
 R --
 SB --
 BB --
 Hit Stk --

Career Highs

AB --
 H --
 2B --
 3B --
 HR --
 RBI --
 R --
 SB --
 BB --
 Hit Stk --

4 GARRETT SMITH**Season Highs**

AB 7 at UCA (3/13)
 H 3 5x, last vs TXST (4/2)
 2B 2 at Nicholls (3/26)
 3B 1 vs South Florida (3/5)
 HR 1 2x, last vs UTPA (4/7)
 RBI 5 vs Houston Baptist (3/2)
 R 3 2x, last at UCA (3/14)
 SB 2 2x, last at UCA (3/14)
 BB 2 vs Grambling (2/21)
 Hit Stk 5 gm (2/27 - 3/6)

Career Highs

AB 7 at UCA (3/13/10)
 H 3 5x, last vs TXST (4/2/10)
 2B 2 at Nicholls (3/26/10)
 3B 1 vs South Florida (3/5/10)
 HR 1 2x, last vs UTPA (4/7/10)
 RBI 5 vs Houston Baptist (3/2/10)
 R 3 2x, last at UCA (3/14/10)
 SB 2 2x, last at UCA (3/14/10)
 BB 2 vs Grambling (2/21/10)
 Hit Stk 5 gm (2/27/10 - 3/6/10)

5 MICHAEL HAYNES**Season Highs**

AB 5 at Nicholls (3/28)
 H 3 3x, last at NWLA (3/21)
 2B 2 at UALR (3/9)
 3B 1 2x, last vs UTPA (4/7)
 HR 1 2x, last at UCA (3/14)
 RBI 3 at UCA (3/14)
 R 3 at UCA (3/14)
 SB 1 4x, last vs TXST (4/2)
 BB 1 8x, last vs TXST (4/3)
 Hit Stk 5 gm (3/2 - 3/9)

Career Highs

AB 5 at Nicholls (3/28/10)
 H 3 3x, last at NWLA (3/21/10)
 2B 2 at UALR (3/9/10)
 3B 1 2x, last vs UTPA (4/7/10)
 HR 1 2x, last at UCA (3/14/10)
 RBI 3 at UCA (3/14/10)
 R 3 at UCA (3/14/10)
 SB 1 4x, last vs TXST (4/2/10)
 BB 1 8x, last vs TXST (4/3/10)
 Hit Stk 5 gm (3/2/10 - 3/9/10)

6 JUSTIN McANINCH**Season Highs**

AB 6 at UCA (3/13)
 H 3 vs TXST (4/3)
 2B 1 2x, last vs TXST (4/3)
 3B --
 HR --
 RBI 1 vs TXST (4/3)
 R 3 vs TXST (4/3)
 SB --
 BB 1 2x, last vs NWLA (3/21)
 Hit Stk 1 gm 2x

Career Highs

AB 6 at UCA (3/13/10)
 H 3 vs TXST (4/3/09)
 2B 1 3x, last vs HBU (3/2/10)
 3B --
 HR 1 at Houston Baptist (4/1/09)
 RBI 2 vs UTPA (4/5/09)
 R 3 vs TXST (4/3/10)
 SB --
 BB 2 at UL-Lafayette (4/14/09)
 Hit Stk 3 gm (4/1/09 - 4/14/09)

9 BO COFFMAN**Season Highs**

AB 5 4x, last at Nicholls (3/26)
 H 3 4x, last vs TXST (4/1)
 2B 1 9x, last at Nicholls (3/28)
 3B --
 HR 1 4x, last at Nicholls (3/28)
 RBI 4 2x, last at Nicholls (3/28)
 R 2 6x, last at Nicholls (3/28)
 SB 1 3x, last at Nicholls (3/27)
 BB 3 vs UTPA (4/7)
 Hit Stk 10 gm (2/27 - 3/13)

Career Highs

AB 6 at HBU (4/1/09)
 H 3 8x, last vs TXST (4/1/10)
 2B 2 vs SHSU (5/1/09)
 3B 1 at TAMUCC (4/10/09)
 HR 1 7x, last at UCA (3/13/10)
 RBI 4 3x, last at UCA (3/28/10)
 R 2 14x, last at Nicholls (3/28/10)
 SB 1 11x, last at NICH (3/27/10)
 BB 3 vs UTPA (4/7/10)
 Hit Stk 10 gm (2/27/10 - 3/13/10)

10 RILEY HUBLE**Season Highs**

AB 6 at Nicholls (3/28)
 H 4 vs TXST (4/3)
 2B 1 4x, last at Nicholls (3/28)
 3B --
 HR 1 vs Grambling (2/21)
 RBI 4 2x, last vs TXST (4/3)
 R 2 2x, last vs TXST (4/3)
 SB --
 BB 2 at Nicholls (3/26)
 Hit Stk 4 gm (3/26 - Current)

Career Highs

AB 6 at Nicholls (3/28/10)
 H 4 vs TXST (4/3/10)
 2B 1 4x, last at Nicholls (3/28/10)
 3B --
 HR 1 2x, last vs TXST (4/3/10)
 RBI 4 2x, last vs TXST (4/3/10)
 R 2 2x, last vs TXST (4/3/10)
 SB --
 BB 2 at Nicholls (3/26/10)
 Hit Stk 4 gm (3/26/10 - Current)

11 TANNER HINES**Season Highs**

AB 6 2x, last at Nicholls (3/28)
 H 4 vs Grambling (2/19)
 2B 2 2x, last at Nicholls (3/28)
 3B 1 3x, last vs UTPA (4/7)
 HR --
 RBI 3 vs Creighton (2/28)
 R 3 2x, last at UCA (3/13)
 SB 2 at UCA (3/12)
 BB 2 2x, last vs UTPA (4/7)
 Hit Stk 17 gm (3/7 - Current)

Career Highs

AB 6 5x, last at Nicholls (3/28/10)
 H 4 vs Grambling (2/19/10)
 2B 2 3x, last at Nicholls (3/13/10)
 3B 1 4x, last at Creigh. (2/28/10)
 HR --
 RBI 3 vs Creighton (2/28/10)
 R 3 2x, last at UCA (3/13/10)
 SB 3 vs HBU (3/31/09)
 BB 2 2x, last vs UTPA (4/7/10)
 Hit Stk 19 gm (4/15/09 - 5/16/09)

HITTING CAREER AND SEASON HIGHS

13 BOBBY LOVELESS**Season Highs**

AB	5	4x, last vs TXST (4/2)
H	4	2x, last at UCA (3/13)
2B	2	2x, last at UCA (3/13)
3B	--	
HR	1	5x, last vs UTPA (4/7)
RBI	4	at UCA (3/13)
R	3	3x, last at Nicholls (3/28)
SB	1	vs Western Illinois (3/6)
BB	4	at Nicholls (3/28)
Hit Stk	6 gm	(2/24 - 3/14)

Career Highs

AB	5	4x, last vs TXST (4/2/10)
H	4	2x, last at UCA (3/13/10)
2B	2	2x, last at UCA (3/13/10)
3B	--	
HR	1	5x, last vs UTPA (4/7/10)
RBI	4	at UCA (3/13/1)
R	3	3x, last at Nicholls (3/28/10)
SB	1	vs Western Illinois (3/6/10)
BB	4	at Nicholls (3/28/10)
Hit Stk	6 gm	(2/24/10 - 3/14/10)

14 MAX LAMANTIA**Season Highs**

AB	--	
H	--	
2B	--	
3B	--	
HR	--	
RBI	--	
R	--	
SB	--	
BB	--	
Hit Stk	--	

Career Highs

AB	--	
H	--	
2B	--	
3B	--	
HR	--	
RBI	--	
R	--	
SB	--	
BB	--	
Hit Stk	--	

18 DARREN CRABTREE**Season Highs**

AB	6	at UCA (3/13)
H	6	at UCA (3/13)
2B	2	2x, last at UCA (3/13)
3B	1	at Nicholls (3/28)
HR	1	4x, last at Nicholls (3/26)
RBI	8	at UCA (3/13)
R	5	at UCA (3/13)
SB	1	3x, last at TXST (4/3)
BB	2	3x, last at OU (3/7)
Hit Stk	10 gm	(3/13 - 3/31)

Career Highs

AB	6	at UCA (3/13/10)
H	6	at UCA (3/13/10)
2B	2	2x, last at UCA (3/13/10)
3B	1	at Nicholls (3/28/10)
HR	1	4x, last at Nicholls (3/26/10)
RBI	8	at UCA (3/13/10)
R	5	at UCA (3/13/10)
SB	1	3x, last vs TXST (4/3/10)
BB	2	3x, last at OU (3/7/10)
Hit Stk	10 gm	(3/13/10 - 3/31/10)

21 CHASE WEIR**Season Highs**

AB	2	2x, last at UCA (3/14)
H	--	
2B	--	
3B	--	
HR	--	
RBI	--	
R	--	
SB	--	
BB	1	2x, last vs UH (3/23)
Hit Stk	--	

Career Highs

AB	2	2x, last at UCA (3/14/10)
H	--	
2B	--	
3B	--	
HR	--	
RBI	--	
R	--	
SB	--	
BB	1	2x, last vs UH (3/23)
Hit Stk	--	

24 RYAN PRIEST**Season Highs**

AB	6	at UCA (3/13)
H	4	at Nicholls (3/28)
2B	2	at UCA (3/13)
3B	--	
HR	2	vs ULM (2/27)
RBI	5	vs ULM (2/27)
R	3	vs Western Illinois (3/6)
SB	1	vs Western Illinois (3/6)
BB	1	2x, last at Nicholls (3/28)
Hit Stk	11 gm	(3/12 - 3/31)

Career Highs

AB	6	at UCA (3/13/10)
H	4	2x, last at Nicholls (3/28/10)
2B	2	2x, last at UCA (3/13/10)
3B	--	
HR	2	2x, last vs ULM (2/27/10)
RBI	5	vs ULM (2/27/10)
R	2	4x, last vs HBU (3/2/10)
SB	1	4x, last vs WIU (3/6/10)
BB	1	4x, last at Nicholls (3/28/10)
Hit Stk	11 gm	(3/12/10 - 3/31/10)

25 PATRICK GRATZKE**Season Highs**

AB	4	2x, last at UALR (3/9)
H	2	at UALR (3/9)
2B	1	at UCA (3/13)
3B	--	
HR	1	at Nicholls (3/28)
RBI	1	4x, last vs TXST (4/3)
R	2	3x, last vs TXST (4/3)
SB	1	3x, last vs UH (3/23)
BB	2	vs TXST (4/3)
Hit Stk	2 gm	(3/13 - 3/14)

Career Highs

AB	4	2x, last at UALR (3/9/10)
H	2	at UALR (3/9/10)
2B	1	at UCA (3/13/10)
3B	--	
HR	1	at Nicholls (3/28)
RBI	1	4x, last vs TXST (4/3/10)
R	2	3x, last vs TXST (4/3/10)
SB	1	3x, last vs UH (3/23/10)
BB	2	vs TXST (4/3/10)
Hit Stk	2 gm	(3/13/10 - 3/14/10)

26 JARID SCARAFIOTTI**Season Highs**

AB	6	at UCA (3/13)
H	3	2x, last vs UTPA (4/7)
2B	1	6x, last at UCA (3/14)
3B	--	
HR	1	3x, last vs UTPA (4/7)
RBI	5	vs UTPA (4/7)
R	2	2x, last at UCA (3/14)
SB	1	3x, last vs UH (3/23)
BB	2	vs South Florida (3/5)
Hit Stk	6 gm	(2/19 - 3/2)

Career Highs

AB	6	at UCA (3/13/10)
H	3	4x, last vs UTPA (4/7/10)
2B	1	7x, last at UCA (3/13/10)
3B	--	
HR	2	at SELA (5/10/09)
RBI	5	vs UTPA (4/7/10)
R	3	vs UTSA (4/4/09)
SB	2	vs HBU (3/17/09)
BB	2	vs South Florida (3/5/10)
Hit Stk	6 gm	(2/19/10 - 3/2/10)

35 JUSTIN LONG**Season Highs**

AB	3	4x, last at UCA (3/14)
H	1	vs Prairie View A&M (3/31)
2B	--	
3B	--	
HR	--	
RBI	1	2x, last vs PVAM (3/31)
R	1	2x, last vs HBU (3/2)
SB	--	
BB	1	3x, last vs South Fla. (3/5)
Hit Stk	1 gm	

Career Highs

AB	5	6x, last vs UTSA (4/5/09)
H	3	4x, last at TAMUCC (4/6/09)
2B	2	3x, last at NWLA (4/6/07)
3B	1	vs Miss. Valley St. (2/21/09)
HR	2	at NWLA (3/15/09)
RBI	3	vs UTSA (4/3/09)
R	2	5x, last at TAMUCC (4/11/09)
SB	1	3x, last vs UTSA (4/4/07)
BB	2	9x, last vs UCA (3/8/09)
Hit Stk	9 gm	(3/2/07 - 3/18/07)

43 GARRETT ASLIN**Season Highs**

AB	1	vs Houston Baptist (3/2)
H	--	
2B	--	
3B	--	
HR	--	
RBI	--	
R	--	
SB	--	
BB	1	at UCA (3/14)
Hit Stk	--	

Career Highs

AB	1	vs Houston Baptist (3/2/10)
H	--	
2B	--	
3B	--	
HR	--	
RBI	--	
R	--	
SB	--	
BB	1	at UCA (3/14/10)
Hit Stk	--	

PITCHING CAREER AND SEASON HIGHS

7 LONDON KOZENY**Season Highs**

IP	1.0	7x, last vs PVAM (3/31)
BB	3	vs Western Illinois (3/5)
K	2	4x, last at UCA (3/13)
HBP	1	vs Grambling (2/19)
R	2	vs Creighton (2/28)
ER	2	vs Creighton (2/28)
WP	--	
H	1	4x, last vs PVAM (3/31)
HR	1	vs Houston Baptist (3/2)
Scrless Stk	3.2	innings

Career Highs

IP	1.0	7x, last vs PV (3/31/10)
BB	3	vs WIU (3/5/10)
K	2	4x, last at UCA (3/13/10)
HBP	1	vs Grambling (2/19/10)
R	2	vs Creighton (2/28/10)
ER	2	vs Creighton (2/28/10)
WP	--	
H	1	4x, last vs PVAM (3/31/10)
HR	1	vs HBU (3/2/10)
Scrless Stk	3.2	innings

8 JARED WEST**Season Highs**

IP	7.0	vs Grambling (2/20)
BB	4	vs Western Illinois (3/6)
K	5	vs Grambling (2/20)
HBP	1	vs Grambling (2/20)
R	6	3x, last vs UH (3/23)
ER	6	vs UH (3/23)
WP	1	at UCA (3/13)
H	8	vs Creighton (2/28)
HR	1	vs TXST (4/2)
Scrless Stk	7.1	innings

Career Highs

IP	7.0	vs Grambling (2/20/10)
BB	5	vs SHSU (5/2/09)
K	6	at TAMU (3/4/09)
HBP	1	8x, last vs Gram (2/20/10)
R	8	at ULM (2/21/09)
ER	7	at ULM (2/21/09)
WP	2	vs Lamar (5/15/09)
H	9	at MCN (4/19/09)
HR	2	vs UTA (5/21/09)
Scrless Stk	10.0	innings

12 BRAD OATES**Season Highs**

IP	3.0	at UCA (3/13)
BB	1	5x, last at Nicholls (3/28)
K	3	at UCA (3/13)
HBP	1	3x, last at NICH (3/28)
R	3	vs Western Illinois (3/6)
ER	3	vs Western Illinois (3/6)
WP	1	vs Western Illinois (3/6)
H	5	at UCA (3/13)
HR	--	
Scrless Stk	4.0	innings

Career Highs

IP	3.0	at UCA (3/13/10)
BB	1	5x, last at NICH (3/28/10)
K	3	at UCA (3/13/10)
HBP	1	3x, last at NICH (3/28/10)
R	3	vs Western Illinois (3/6/10)
ER	3	vs Western Illinois (3/6/10)
WP	1	vs Western Illinois (3/6/10)
H	5	at UCA (3/13/10)
HR	--	
Scrless Stk	4.0	innings

15 JUSTIN BRADDOCK**Season Highs**

IP	8.0	at Oklahoma (3/7)
BB	2	2x, last vs TXST (4/3)
K	5	vs NWLA (3/21)
HBP	2	at Nicholls (3/21)
R	9	vs NWLA (3/21)
ER	5	at Nicholls (3/27)
WP	1	2x, last vs NWLA (3/21)
H	11	2x, last vs TXST (4/3)
HR	2	at Oklahoma (3/7)
Scrless Stk	8.0	innings

Career Highs

IP	8.0	at Oklahoma (3/7/10)
BB	2	2x, last vs TXST (4/3/10)
K	5	vs NWLA (3/21/10)
HBP	2	vs NWLA (3/21/10)
R	9	vs NWLA (3/21/10)
ER	5	at Nicholls (3/27/10)
WP	1	2x, last vs NWLA (3/21)
H	11	2x, last vs TXST (4/3/10)
HR	2	at Oklahoma (3/7/10)
Scrless Stk	8.0	innings

16 KYLE ROGERS**Season Highs**

IP	--	
BB	--	
K	--	
HBP	--	
R	--	
ER	--	
WP	--	
H	--	
HR	--	
Scrless Stk	--	

Career Highs

IP	--	
BB	--	
K	--	
HBP	--	
R	--	
ER	--	
WP	--	
H	--	
HR	--	
Scrless Stk	--	

17 BRETT ROGERS**Season Highs**

IP	5.0	at Texas A&M (2/24)
BB	4	at Nicholls (3/28)
K	1	at Texas A&M (2/24)
HBP	1	vs Western Illinois (3/6)
R	8	vs Western Illinois (3/6)
ER	8	vs Western Illinois (3/6)
WP	1	vs Western Illinois (3/6)
H	7	2x, last vs WIU (3/6)
HR	2	vs Western Illinois (3/6)
Scrless Stk	1.1	innings

Career Highs

IP	8.0	vs NWLA (2/22/09)
BB	4	2x, last at NICH (3/28/10)
K	5	vs HBU (4/1/09)
HBP	1	4x, last vs WIU (3/6/10)
R	8	vs WIU (3/6/10)
ER	8	vs WIU (3/6/10)
WP	1	4x, last vs WIU (3/6/10)
H	11	vs NWLA (2/22/09)
HR	2	vs WIU (3/6/10)
Scrless Stk	8.1	innings

20 TYLER HERRIAGE**Season Highs**

IP	8.0	at Nicholls (3/26)
BB	5	at UCA (3/12)
K	9	at Nicholls (3/26)
HBP	1	2x, last vs USF (3/5)
R	6	vs ULM (2/27)
ER	6	vs Grambling (2/27)
WP	1	at Nicholls (3/26)
H	6	vs ULM (2/27)
HR	3	vs ULM (2/27)
Scrless Stk	14.0	innings

Career Highs

IP	8.0	at Nicholls (3/26/10)
BB	5	at UCA (3/12/10)
K	9	at Nicholls (3/26/10)
HBP	1	2x, last vs USF (3/5/10)
R	6	vs ULM (2/27/10)
ER	6	vs Grambling (2/27/10)
WP	1	at Nicholls (3/26/10)
H	6	vs ULM (2/27/10)
HR	3	vs ULM (2/27/10)
Scrless Stk	14.0	innings

23 CODY LOCK**Season Highs**

IP	1.0	vs HBU (3/2)
BB	--	
K	--	
HBP	--	
R	--	
ER	--	
WP	--	
H	1	vs Houston Baptist (3/2)
HR	--	
Scrless Stk	1.0	inning

Career Highs

IP	1.0	vs HBU (3/2/10)
BB	--	
K	--	
HBP	--	
R	--	
ER	--	
WP	--	
H	1	vs HBU (3/2/10)
HR	--	
Scrless Stk	1.0	inning

30 ZACK TAYLOR**Season Highs**

IP	5.1	at UALR (3/9)
BB	4	at UALR (3/9)
K	8	at UALR (3/9)
HBP	3	at UALR (3/9)
R	6	at UTPA (3/16)
ER	5	at UTPA (3/16)
WP	--	
H	5	at UTPA (3/16)
HR	1	2x, last vs ULM (2/21)
Scrless Stk	5.0	innings

Career Highs

IP	5.1	at UALR (3/9)
BB	4	at UALR (3/9)
K	8	at UALR (3/9)
HBP	3	at UALR (3/9)
R	6	at UTPA (3/16/10)
ER	5	at UTPA (3/16/10)
WP	1	4x, last vs DBU (4/27/09)
H	5	at UTPA (3/16/10)
HR	1	2x, last vs ULM (2/21/10)
Scrless Stk	5.1	innings

PITCHING CAREER AND SEASON HIGHS

32 JOSH WRIGHT**Season Highs**

IP	2.2	vs PVAM (3/31)
BB	1	vs Houston Baptist (3/2)
K	2	vs UH (3/23)
HBP	--	
R	1	vs Western Illinois (3/6)
ER	1	vs Western Illinois (3/6)
WP	--	
H	2	vs Western Illinois (3/6)
HR	--	
Scrless Stk	6.2	innings

Career Highs

IP	2.2	vs PVAM (3/31)
BB	1	vs Houston Baptist (3/2)
K	2	vs UH (3/23)
HBP	--	
R	1	vs Western Illinois (3/6)
ER	1	vs Western Illinois (3/6)
WP	--	
H	2	vs Western Illinois (3/6)
HR	--	
Scrless Stk	6.2	innings

33 CORY OCHS**Season Highs**

IP	3.0	vs WIU (3/6)
BB	2	vs Creighton (2/28)
K	3	2x, last at UALR (3/9)
HBP	1	at UTPA (3/16)
R	2	2x, last vs TXST (4/3)
ER	2	2x, last vs TXST (4/3)
WP	--	
H	3	vs TXST (4/3)
HR	--	
Scrless Stk	9.0	innings

Career Highs

IP	3.2	vs UTPA (4/15/09)
BB	4	vs UTPA (4/15/09)
K	3	2x, last at UALR (3/9/10)
HBP	1	2x, last at UTPA (3/16/10)
R	3	2x, last vs UTPA (4/15/09)
ER	2	3x, last vs UTPA (4/15/09)
WP	1	2x, last vs UTPA (4/15/09)
H	6	vs UTPA (4/15/09)
HR	--	
Scrless Stk	9.0	innings

40 ALEX MOSHIER**Season Highs**

IP	1.1	at Nicholls (3/28)
BB	1	2x, last vs TXST (4/2)
K	1	4x, last vs TXST (4/1)
HBP	1	vs TXST (4/1)
R	--	
ER	--	
WP	--	
H	2	vs TXST (4/2)
HR	--	
Scrless Stk	4.2	innings

Career Highs

IP	2.2	vs UNLV (4/9/08)
BB	4	at TXST (3/29/09)
K	4	vs UCA (3/8/09)
HBP	1	6x, last vs TXST (4/1/10)
R	5	vs NWLA (3/28/08)
ER	4	at MCN (4/19/09)
WP	2	at MCN (4/19/09)
H	4	vs NWLA (3/28/08)
HR	1	2x, last at MCN (4/19/09)
Scrless Stk	10.0	innings

41 NICK HAWKINS**Season Highs**

IP	--	
BB	--	
K	--	
HBP	--	
R	--	
ER	--	
WP	--	
H	--	
HR	--	
Scrless Stk	--	

Career Highs

IP	--	
BB	--	
K	--	
HBP	--	
R	--	
ER	--	
WP	--	
H	--	
HR	--	
Scrless Stk	--	

42 CODY PRIEST**Season Highs**

IP	5.0	vs UTPA (4/7)
BB	2	2x, vs UTPA (4/7)
K	6	vs UTPA (4/7)
HBP	1	3x, last vs UTPA (4/7)
R	3	2x, last at Nicholls (3/27)
ER	3	2x, last at Nicholls (3/28)
WP	1	vs UTPA (4/7)
H	4	3x, last vs UTPA (4/7)
HR	--	
Scrless Stk	3.2	innings

Career Highs

IP	5.0	vs UTPA (4/7/10)
BB	2	2x, vs UTPA (4/7/10)
K	6	vs UTPA (4/7/10)
HBP	1	3x, last vs UTPA (4/7/10)
R	3	2x, last at NICH (3/27/10)
ER	3	2x, last at NICH (3/28/10)
WP	1	vs UTPA (4/7/10)
H	4	3x, last vs UTPA (4/7/10)
HR	--	
Scrless Stk	3.2	innings

51 BRETT HIGGINBOTHAM**Season Highs**

IP	6.2	vs UTPA (4/7)
BB	3	vs UTPA (4/7)
K	2	vs UTPA (4/7)
HBP	2	at UTPA (3/16)
R	4	vs UTPA (4/7)
ER	3	vs UTPA (4/7)
WP	1	vs UH(3/23)
H	7	vs UTPA (4/7)
HR	--	
Scrless Stk	4.1	innings

Career Highs

IP	6.2	vs UTPA (4/7/10)
BB	3	vs UTPA (4/7/10)
K	2	vs UTPA (4/7/10)
HBP	2	at UTPA (3/16/10)
R	4	vs UTPA (4/7/10)
ER	3	vs UTPA (4/7/10)
WP	1	vs UH(3/23/10)
H	7	vs UTPA (4/7/10)
HR	--	
Scrless Stk	4.1	innings

53 JASON WEST**Season Highs**

IP	3.1	vs NWLA (3/21)
BB	3	at Nicholls (3/28)
K	3	vs NWLA (3/21)
HBP	2	vs South Florida (3/5)
R	2	vs South Florida (3/5)
ER	1	vs South Florida (3/5)
WP	--	
H	3	2x, last vs TXST (4/3)
HR	--	
Scrless Stk	9.1	innings

Career Highs

IP	3.1	vs NWLA (3/21/10)
BB	3	at Nicholls (3/28/10)
K	3	2x, last vs NWLA (3/21/10)
HBP	2	vs USF (3/5/10)
R	2	5x, last at USF (3/5/10)
ER	2	3x, last at UH (4/21/09)
WP	1	vs DBU (4/27/09)
H	3	5x, last vs TXST (4/3/10)
HR	1	2x, last vs LU (5/16/09)
Scrless Stk	9.1	innings

54 AARON LASATER**Season Highs**

IP	1.0	vs UH (3/23)
BB	1	vs UH (3/23)
K	--	
HBP	2	vs UH (3/23)
R	1	vs UH (3/23)
ER	1	vs UH (3/23)
WP	--	
H	1	vs UH (3/23)
HR	--	
Scrless Stk	0.2	inning

Career Highs

IP	1.0	vs UH (3/23/10)
BB	1	vs UH (3/23/10)
K	--	
HBP	2	vs UH (3/23/10)
R	1	vs UH (3/23/10)
ER	1	vs UH (3/23/10)
WP	--	
H	1	vs UH (3/23/10)
HR	--	
Scrless Stk	0.2	inning

'JACKS GAME SUMMARIES

GAME 1

SFA 9, Grambling 4

Feb. 19, 2010 - Jaycees Field - Nacogdoches, Texas

	1	2	3	4	5	6	7	8	9	R	H	E
GRAM (0-1)	1	0	0	0	0	0	0	3	0	4	9	1
SFA (1-0)	1	2	1	2	0	0	0	3	X	9	14	0

WP: Herriage (1-0); LP: Turner (0-1)

Time: 2:49 Attendance: 423

HR: SFA - Priest (1), Loveless (2); GRAM - Shelby (1)

Highlights: Six strong innings and eight strikeouts from Tyler Herriage in his SFA debut was good enough for the first SFA win of the season after the 'Jacks jumped on Grambling starter Adrian Turner for six runs in the first four innings. Tanner Hines recorded his first four-hit game of his career and scored a career-best three runs as the 'Jacks recorded their first season-opening win since 2006.

GAME 5

ULM 10, SFA 9

Feb. 27, 2010 - Jaycees Field - Nacogdoches, Texas

	1	2	3	4	5	6	7	8	9	R	H	E
ULM (2-2)	4	2	2	0	0	0	1	1	0	10	13	1
SFA (4-1)	0	0	0	3	0	5	0	0	1	9	12	1

WP: Miller (1-1); LP: C. Priest (0-1); SV: Browning (1)

Time: 3:06 Attendance: 436

HR: SFA - Priest (2,3); ULM - Laird (1), Poche (1), Smith (1), Hammond (1)

Highlights: SFA erased an 8-0 lead, but could not hold on as a highlight catch from ULM's Matt Laird sealed a Warhawk win with the tying run on third base in the ninth inning for SFA. Ryan Priest had his second multi-home run game for the 'Jacks, accounting for five of the first six runs that SFA would score on the afternoon.

GAME 9

SFA 8, Western Illinois 2

March 6, 2010 - L. Dale Mitchell Field - Norman, Okla.

	1	2	3	4	5	6	7	8	9	R	H	E
WIU (3-3)	1	0	0	0	0	0	0	1	0	2	4	4
SFA (7-2)	0	2	0	1	0	4	0	1	X	8	15	3

WP: Jar. West (2-0); LP: Lingle (1-1)

Time: 2:34 Attendance: ---

HR: SFA - Lewis (1)

Highlights: SFA had five extra-base hits and used a four-run sixth inning to break open a 3-1 ballgame against Western Illinois. Jared West picked up the win with five innings of work, but Cory Ochs carried most of the load by keeping WIU at bay for 3.0 innings of relief. Michael Haynes and Garrett Smith had two RBI apiece, while Smith and Ryan Priest each picked up three hits apiece as SFA earned its seventh wi.

GAME 2

SFA 4, Grambling 0

Feb. 20, 2010 - Jaycees Field - Nacogdoches, Texas

	1	2	3	4	5	6	7	8	9	R	H	E
GRAM (0-2)	0	0	0	0	0	0	1	0	0	0	6	2
SFA (2-0)	0	1	1	0	0	0	2	0	X	4	8	0

WP: Jar. West (1-0); LP: Zagone (0-1)

Time: 2:03 Attendance: 212

Highlights: Jared West cruised through seven innings of work, striking out five and walking none in picking up his first win of the season. The Tigers stayed close until a seventh-inning single from Bo Coffman drove home a pair of runs and gave the 'Jacks some breathing room. Jason West and Brad Oates came on to pitch the final two innings, striking out three between them while not allowing a Tiger to cross home plate.

GAME 6

Creighton 9, SFA 8 (10 innings)

Feb. 28, 2010 - Jaycees Field - Nacogdoches, Texas

	1	2	3	4	5	6	7	8	9	10	R	H	E
Creighton (3-1)	3	0	1	2	0	0	0	0	2	1	9	14	2
SFA (4-2)	1	0	2	0	0	1	4	0	0	0	8	11	3

WP: Lackovic (2-0); LP: Oates (0-1)

Time: 3:01 Attendance: 374

HR: SFA - Crabtree (1)

Highlights: Elliot Soto had a RBI single in the top of the 10th as the 'Jacks could not hold on to an 8-6 lead in the ninth inning. Tanner Hines finished 2-for-4 with three RBI, including a two-run triple in SFA's four-run seventh inning that knotted the game. Three pitches later he gave SFA the lead when he crossed home plate on a wild pitch.

GAME 10

Western Illinois 13, SFA 6

March 6, 2010 - L. Dale Mitchell Field - Norman, Okla.

	1	2	3	4	5	6	7	8	9	R	H	E
SFA (7-3)	0	2	0	1	0	3	0	0	0	6	10	1
WIU (4-3)	0	0	3	0	5	1	1	3	X	13	14	1

WP: VanBrooker (2-0); LP: Rogers (1-1)

Time: 2:30 Attendance: 1023

HR: SFA - Scarafiotti (2); WIU - Lilja (1); Dispensa (1)

Highlights: The Leathernecks scored 10 runs in their final four at-bats to salvage the back end of a day-night doubleheader at the Sooner Classic. Jarid Scarafiotti hit his second home run of the season and drove in three runs, but it was not enough as WIU's five-run fifth inning provided enough of a cushion for the 'Necks. Scarafiotti, Bobby Loveless and Bo Coffman each finished with three hits for the 'Jacks.

GAME 3

SFA 12, Grambling 3

Feb. 21, 2010 - Jaycees Field - Nacogdoches, Texas

	1	2	3	4	5	6	7	8	9	R	H	E
GRAM (0-3)	0	2	0	0	0	0	1	0	0	3	6	0
SFA (3-0)	0	0	0	1	3	3	0	5	X	12	9	0

WP: Braddock (1-0); LP: Davila (0-1)

Time: 2:28 Attendance: 2:28

HR: SFA - Huble (1); GRAM - Roby (1)

Highlights: Riley Huble's grand slam in the bottom of the eighth put the game out of reach for SFA and helped clinch a season-opening sweep for the 'Jacks. Justin Braddock earned the win with six innings of work and just allowing two runs, while Darren Crabtree led the offense with a pair of doubles, two RBI and a pair of walks.

GAME 7

SFA 13, Houston Baptist 2

March 2, 2010 - Jaycees Field - Nacogdoches, Texas

	1	2	3	4	5	6	7	8	9	R	H	E
HBU (1-5)	0	0	0	1	0	0	1	0	0	2	6	3
SFA (5-2)	0	2	1	4	3	1	2	0	X	13	17	3

WP: Braddock (2-0); LP: McCarty (0-1)

Time: 2:30 Attendance: 157

HR: SFA - Scarafiotti (1), Smith (1), Haynes (1);

HBU - Hackney (1)

Highlights: Home runs from Jarid Scarafiotti, Garrett Smith and Michael Haynes aided a 17-hit outburst by the 'Jacks as nine 'Jacks finished the day with at least one hit. Bobby Loveless had four hits and Smith drove in five runs, including a three-run homer, while Justin Braddock earned the win with five innings of work.

GAME 11

No. 17 Oklahoma 5, SFA 4

March 7, 2010 - L. Dale Mitchell Field - Norman, Okla.

	1	2	3	4	5	6	7	8	9	R	H	E
SFA (7-4)	2	0	2	0	0	0	0	0	0	4	6	4
OU (11-1)	0	2	1	0	0	0	0	0	2	5	8	1

WP: Erben (5-0); LP: Jas. West (0-1)

Time: 2:03 Attendance: 601

HR: SFA - Loveless (3); OU - Seitzer (3,4)

Highlights: Four SFA errors and Cameron Seitzer's two home runs was what OU needed to escapewith a win over SFA. Seitzer hit this second bomb to lead off the bottom of the ninth to tie the game and Caleb Bushyhead scored an unearned run to give OU the win. Justin Braddock was stellar with 8.0 innings of work, while Bobby Loveless had a homer and 3 RBI.

GAME 4

SFA 7, Texas A&M 6

Feb. 24, 2010 - Olsen Field - College Station, Texas

	1	2	3	4	5	6	7	8	9	R	H	E
SFA (4-0)	0	0	7	0	0	0	0	0	0	7	11	0
TAMU (3-1)	0	2	0	2	0	2	0	0	0	6	9	0

WP: Rogers (1-0); LP: Ehert (0-1)

Time: 2:29 Attendance: 2492

HR: SFA - Loveless (2)

Highlights: The 'Jacks picked up their first win ever over the Aggies with a seven-run explosion in the third inning. All seven runs came with two outs off of starter Clayton Ehert, including a three-run homer from Bobby Loveless that capped the rally. Texas A&M chipped away at the lead and had a chance to tie after John Stilson led off the ninth with a triple; however, Jason West then retired the top third of Aggie lineup in order to earn his first career save.

GAME 8

SFA 3, South Florida 2

March 5, 2010 - L. Dale Mitchell Field - Norman, Okla.

	1	2	3	4	5	6	7	8	9	R	H	E
USF (1-8)	0	0	0	0	0	0	0	0	2	2	6	1
SFA (6-2)	0	2	0	0	1	0	0	0	X	3	8	2

WP: Herriage (2-0); LP: Stull (0-1); SV: Jas. West (2)

Time: 2:15 Attendance: ---

Highlights: Tyler Herriage shut out South Florida for seven innings, striking out three and allowing just three singles in SFA's first game of the Sooner Classic. Garrett Smith finished with three hits and an RBI, while Michael Haynes and Darren Crabtree drove in the other SFA runs. Jason West threw the final two innings for his second save of the season, getting the final two Bull hitters to pop out with the bases loaded.

GAME 12

SFA 7, Arkansas-Little Rock 3

March 9, 2010 - Gary Hogan Field - Little Rock, Ark.

	1	2	3	4	5	6	7	8	9	R	H	E
SFA (8-4)	0	4	0	0	2	0	0	1	0	7	12	0
OU (10-3)	2	0	0	0	1	0	0	0	0	3	2	0

WP: Taylor (1-0); LP: Juris (2-1)

Time: 2:33 Attendance: 110

HR: SFA - Coffman (1)

Highlights: More than half of SFA's hits went for extra bases and three SFA pitchers combined to strike out 12 Trojans in a 7-3 SFA win. Zack Taylor earned his first career win and struck out eight hitters in just 5.1 innings. SFA pitchers also only allowed two hits on the evening, which was the least amount allowed in a game by SFA since 2007 when Lance Luetge threw a complete-game, two-hit shutout at Texas A&M-Corpus Christi.

JACKS GAME SUMMARIES

GAME 13

SFA 2, Central Arkansas 0
March 12, 2010 - Bear Stadium - Conway, Ark.

	1	2	3	4	5	6	7	8	9	R	H	E
SFA (9-4, 1-0)	0	0	0	0	0	1	1	0	2	8	1	
UCA (4-9, 0-1)	0	0	0	0	0	0	0	0	0	3	1	

WP: Herriage (3-0); **LP:** Wild (1-2) **SV:** Jas. West (3)
Time: 2:05 **Attendance:** 503
Highlights: Tyler Herriage, Cory Ochs and Jason West combined to throw a three-hit shutout in the conference opener in Conway, Ark. The ‘Jacks managed just two sacrifice flies to drive in the only runs of the game off of UCA starter Michael Wild, who scattered eight singles and struck out 10 while walking none in a complete-game effort. Three of those hits went to Bo Coffman, who scored the eventual winning run in the seventh inning.

GAME 17

Northwestern State 4, SFA 2
March 19, 2010 - Jaycees Field - Nacogdoches, Texas

	1	2	3	4	5	6	7	8	9	R	H	E
NWLA (14-3, 3-1)	0	3	0	0	0	0	0	1	4	11	0	
SFA (12-5, 3-1)	0	0	0	1	0	0	0	1	2	8	1	

WP: Irvine (3-0); **LP:** Herriage (3-1) **SV:** Sheppard (6)
Time: 2:10 **Attendance:** 263
Highlights: The ‘Jacks had a tough time for six innings with Northwestern State starter Luke Irvine, who allowed just one unearned run with eight strikeouts and no walks in earning the win. Tyler Herriage was solid in starting for SFA, but he got in trouble in the second and two walks came in to score as part of a three-run frame that was enough for the Demons. The loss put an end to SFA’s five-game win streak.

GAME 21

Nicholls 11, SFA 1
March 27, 2010 - Ray E. Didier Field - Thibodaux, La.

	1	2	3	4	5	6	7	R	H	E
SFA (14-7, 5-2)	0	0	0	0	1	0	1	6	3	
UCA (13-9, 3-4)	3	2	0	0	2	0	4	11	13	1

WP: Dempster (3-2); **LP:** Braddock (3-1)
Time: 1:57 **Attendance:** 129
Highlights: The SFA offense exploded for the second straight day and Justin Braddock gave seven strong innings in picking up his third win of the year in complete-game fashion. He got plenty of run support as home runs from Michael Haynes, Darren Crabtree and Ryan Priest each aided in SFA’s first run-rule win of the season.

GAME 14

SFA 20, Central Arkansas 12
March 13, 2010 - Bear Stadium - Conway, Ark.

	1	2	3	4	5	6	7	8	9	R	H	E
SFA (10-4, 2-0)	1	1	4	3	6	1	2	2	0	20	25	1
UCA (4-10, 0-2)	3	4	0	0	1	0	1	3	0	12	17	2

WP: Rogers (1-1); **LP:** Cox (0-4)
Time: 3:15 **Attendance:** 232
HR: SFA - Coffman (2), Crabtree (2), Loveless (4); UCA - Fuller (1)
Highlights: SFA set a number of school records in setting the offensive bar for the SLC in 2010. Darren Crabtree went 6-for-6 with eight RBI, including a fifth-inning grand slam that broke the game open. The 25 hits was a single-game SFA record while the 20 runs tied a single-game high. Crabtree became the first ‘Jack ever with six hits in a game .

GAME 18

SFA 10, Northwestern State 9 (10 innings)
March 21, 2010 - Jaycees Field - Nacogdoches, Texas

	1	2	3	4	5	6	7	8	9	10	R	H	E
NWLA (14-4, 3-2)	0	0	2	3	0	4	0	0	0	9	14	2	
SFA (13-5, 4-1)	0	0	2	2	0	4	0	1	0	1	10	16	6

WP: Jas. West (2-1); **LP:** Adams (1-1)
Time: 3:32 **Attendance:** --
HR: SFA - Priest (5)
Highlights: Bo Coffman’s bases-loaded walk in the bottom of the 10th pushed across Garrett Smith for the winning run as the ‘Jacks salvaged the second game of what turned out to be a two-game series with the Demons in the midst of a March snowstorm. Tanner Hines tied the game with a RBI single in the eighth and Michael Haynes and Jordan Lewis each finished with three hits apiece on the day.

GAME 22

SFA 17, Nicholls 10
March 28, 2010 - Ray E. Didier Field - Thibodaux, La.

	1	2	3	4	5	6	7	8	9	R	H	E
SFA (15-7, 6-2)	0	0	5	5	0	4	0	0	3	17	20	2
NICH (13-10, 4-5)	0	1	1	0	0	4	3	1	0	10	13	2

WP: Ochs (1-0); **LP:** Minto (1-1)
Time: 3:27 **Attendance:** 147
HR: SFA - Coffman (4), Gratzke (1)
Highlights: The SFA offense came alive in the series finale against Nicholls with Ryan Priest and Bo Coffman leading the way with four RBI apiece; however, after racing out to a 14-2 lead, SFA had to hold off a Colonel rally as they scored eight unanswered runs to draw back to within four runs before a three-run eighth put it away for SFA. The teams combined for 33 hits, 20 walks and left a combined 31 runners stranded.

GAME 15

SFA 17, Central Arkansas 2
March 14, 2010 - Bear Stadium - Conway, Ark.

	1	2	3	4	5	6	7	R	H	E
SFA (11-4, 3-0)	1	5	6	0	4	1	0	17	15	2
UCA (4-11, 0-3)	0	1	0	0	0	0	1	2	4	2

WP: Braddock (3-0); **LP:** Ward (1-1)
Time: 2:32 **Attendance:** 230
HR: SFA - Haynes (2), Crabtree (3), R. Priest (4)
Highlights: The SFA offense exploded for the second straight day and Justin Braddock gave seven strong innings in picking up his third win of the year in complete-game fashion. He got plenty of run support as home runs from Michael Haynes, Darren Crabtree and Ryan Priest each aided in SFA’s first run-rule win of the season.

GAME 19

Houston 10, SFA 3
March 23, 2010 - Jaycees Field - Nacogdoches, Texas

	1	2	3	4	5	6	7	8	9	R	H	E
UH (10-9)	1	7	1	0	0	0	0	1	0	10	13	0
SFA (13-5)	1	0	0	0	0	1	0	0	1	3	11	1

WP: Wiley (2-2); **LP:** Jar. West (2-1)
Time: 2:47 **Attendance:** 267
Highlights: A seven-run second inning was too much for the ‘Jacks to recover from as the Cougars jumped out on top of SFA starter Jared West for eight runs in the first two innings in cruising to a 10-3 win. Brett Higginbotham allowed a pair of runs in relief, but still finished with a solid 4.0 innings of work in his first home appearance. Bobby Loveless led the offense with three hits and an RBI.

GAME 23

SFA 5, Prairie View A&M 4
March 31, 2010 - Jaycees Field - Nacogdoches, Texas

	1	2	3	4	5	6	7	8	9	R	H	E
PVAM (5-18)	0	0	1	1	0	0	2	0	0	4	4	2
SFA (16-7)	0	0	0	0	5	0	0	0	0	5	10	2

WP: Wright (1-0); **LP:** Almaguer (0-5) **SV:** Jas. West (4)
Time: 2:10 **Attendance:** 124
Highlights: SFA used a five-run fifth inning and a solid bullpen performance to pick up a win over Prairie View in a tuneup just one day before a series with Texas State. Tanner Hines, Darren Crabtree and Bobby Loveless each finished with two hits and a run scored and Justin Long’s RBI single proved to be the winning run. Josh Wright earned his first win with 2.2 perfect innings of relief and Jason West picked up his fourth save.

GAME 16

SFA 10, Texas-Pan American 9
March 16, 2010 - Edinburg Stadium - Edinburg, Texas

	1	2	3	4	5	6	7	8	9	R	H	E
SFA (12-4)	0	4	2	3	0	0	0	1	10	9	3	
UTPA (7-4)	3	3	0	1	2	0	0	0	9	16	5	

WP: Jas. West (1-1); **LP:** Green (1-1)
Time: 3:32 **Attendance:** 389
Highlights: Tanner Hines drove in the winning run with a single in the top of the ninth and Garrett Smith threw Billy Donaho out at the plate for the game’s final out in the bottom of the ninth as SFA won its fifth straight game. SFA took advantage of five Bronc miscues, including a catcher’s interference in the ninth that put the go-ahead runner in scoring position for Hines. Jason West pitched the final 2.2 innings in relief to earn his first win of the season and of his career.

GAME 20

SFA 9, Nicholls 2
March 26, 2010 - Ray E. Didier Field - Thibodaux, La.

	1	2	3	4	5	6	7	8	9	R	H	E
SFA (14-6, 5-1)	0	0	0	7	1	0	0	1	0	9	11	4
NICH (12-9, 3-4)	0	2	0	0	0	0	0	0	0	2	7	3

WP: Herriage (4-1); **LP:** Dunnam (2-2)
Time: 2:15 **Attendance:** 176
HR: SFA - Crabtree (4), Coffman (3)
Highlights: The ‘Jacks put up seven runs in the fourth inning and Tyler Herriage took it from there, throwing a season-high eight innings with a season-best nine strikeouts in the series-opening win. Darren Crabtree and Bo Coffman each hit home runs in the fourth, chasing Nicholls starter Jarrett Dunnam from the game. From there, Herriage managed to set down 19 of his final 21 batters faced.

GAME 24

Texas State 4, SFA 2
April 1, 2010 - Jaycees Field - Nacogdoches, Texas

	1	2	3	4	5	6	7	8	9	R	H	E
TXST (16-8, 8-2)	1	1	1	0	0	0	1	0	0	4	8	1
SFA (16-8, 6-4)	1	0	0	0	0	1	0	0	0	2	12	2

WP: Smith (3-2); **LP:** Herriage (4-2) **SV:** Carruth (4)
Time: 2:24 **Attendance:** 206
HR: TXST - McVaney (2)
Highlights: Two SFA errors each led to unearned runs and Garrett Carruth pitched out of a bases-loaded, no-out situation in the bottom of the eighth as Texas State picked up a hard-fought win in the series opener. Garrett Smith and Bo Coffman each finished with three hits, but the ‘Jacks left a dozen runners on as the ‘Jacks lost for the first time in 2010 when outhitting their opponent.

'JACKS GAME SUMMARIES

GAME 25**Texas State 3, SFA 0**

April 2, 2010 - Jaycees Field - Nacogdoches, Texas

	1	2	3	4	5	6	7	8	9	R	H	E
TXST (17-8, 9-2)	0	0	0	0	0	1	1	1	0	3	10	2
SFA (16-9, 6-4)	2	0	0	0	0	0	0	0	0	2	9	0

WP: Pittman (2-0); **LP:** Jas. West (1-2) **SV:** Carruth (5)**Time:** 2:51. **Attendance:** 201**HR:** TXST - McVane (3)

Highlights: SFA jumped out to an early 2-0 lead on the Bobcats, but Texas State scratched out runs in the sixth, seventh and eighth innings to squeak away with a win. The 'Jacks put a runner in scoring position in six innings on the day, but the 3-4-5 hitters in the SFA lineup finished just 1-for-13. Bret Atwood delivered the game-winning hit for Texas State with a two-out single in the eighth.

GAME 26**SFA 8, Texas State 7**

April 3, 2010 - Jaycees Field - Nacogdoches, Texas

	1	2	3	4	5	6	7	8	9	R	H	E
TXST (17-9, 9-3)	3	0	1	0	0	0	0	2	1	7	17	0
SFA (17-9, 7-4)	0	3	0	1	2	0	1	1	X	8	13	0

WP: Braddock (4-1); **LP:** Colon (3-2) **SV:** Jas. West (5)**Time:** 3:01 **Attendance:** 256**HR:** SFA - Huble (2)

Highlights: Riley Huble went 4-for-4 with a three-run homer and threw out three runners from behind the plate as SFA salvaged the final game of the three-game set against the Bobcats. The 'Jacks needed the insurance run it got in the eighth as the 'Cats made a frantic comeback attempt against closer Jason West, who got catcher Jordan Kopycinski to ground out for the final out of the game with the tying run at second base.

GAME 27**SFA 10, Texas-Pan American 4**

April 7, 2010 - Jaycees Field - Nacogdoches, Texas

	1	2	3	4	5	6	7	8	9	R	H	E
UTPA (10-11)	0	1	0	0	0	0	3	0	0	4	8	3
SFA (18-9)	1	0	5	0	0	0	3	1	X	10	13	3

WP: Higginbotham (1-0); **LP:** Green (1-3)**SV:** Wright (1)**Time:** 2:49 **Attendance:** --**HR:** SFA - Smith (2), Scarafiotti (3), Loveless (5)

Highlights: Jarid Scarafiotti hit a home run and drove in five runs as the offense gave Brett Higginbotham plenty of cushion in a 10-4. win. Higginbotham allowed just two earned runs in 6.2 innings before handing the game off to fellow freshman Josh Wright for the final 2.1 for his first career save.

GAME 27**SFA 3, Texas-Pan American (5 innings)**

April 7, 2010 - Jaycees Field - Nacogdoches, Texas

	1	2	3	4	5	R	H	E
UTPA (10-12)	0	0	0	1	0	1	4	1
SFA (19-9)	0	0	2	1	x	3	4	3

WP: C. Priest (1-1); **LP:** Chang (0-2)**Time:** 1:35 **Attendance:** 102

Highlights: Rain forced the stoppage of the second game of the doubleheader with the 'Jacks fortunately out in front 3-1 after five strong innings from freshman Cody Priest that included six punchouts. Michael Haynes, Darren Crabtree and Bobby Loveless all drove in runs in the rain-shortened affair, while shortstop Tanner Hines also drew a pair of walks and did not record an official at-bat, keeping his hit streak alive at 17 games.

OVERALL STATS



The Automated ScoreBook
 Overall Statistics for Stephen F. Austin (as of Apr 08, 2010)
 (All games Sorted by Batting avg)



Record: 19-9 Home: 9-6 Away: 8-2 Neutral: 2-1 : 7-4

Player	avg	gp-gs	ab	r	h	2b	3b	hr	rbi	tb	slg%	bb	hp	so	gdp	ob%	sf	sh	sb-att	po	a	e	fld%	
10 Huble, Riley	.474	14-10	38	9	18	4	0	2	11	28	.737	3	1	3	0	.524	0	0	0-0	78	7	1	.988	
1 Lewis, Jordan	.386	22-9	44	13	17	2	0	1	8	22	.500	2	0	3	0	.413	0	1	4-4	22	25	4	.922	
13 Loveless, Bobby	.373	28-27	102	19	38	13	0	5	29	66	.647	11	3	21	3	.441	2	0	1-1	9	25	4	.895	
18 Crabtree, Darren	.361	28-28	97	28	35	9	1	4	29	58	.598	17	7	21	2	.476	3	0	3-5	208	13	7	.969	
11 Hines, Tanner	.348	28-28	115	26	40	11	3	0	17	57	.496	11	3	16	2	.415	1	2	11-14	36	77	13	.897	
24 Priest, Ryan	.346	27-26	104	19	36	6	0	5	22	57	.548	2	2	14	5	.370	0	1	3-4	38	6	1	.978	
9 Coffman, Bo	.333	28-28	105	24	35	9	0	4	22	56	.533	16	1	14	1	.416	3	1	3-3	71	1	3	.960	
5 Haynes, Michael	.326	28-26	86	17	28	6	2	2	16	44	.512	8	1	12	3	.385	1	2	4-7	49	63	8	.933	
4 Smith, Garrett	.322	27-27	115	22	37	9	1	2	15	54	.470	8	0	12	2	.363	1	5	10-13	67	3	1	.986	
26 Scarafioti, Jarid	.280	24-24	93	14	26	6	0	3	21	41	.441	10	0	22	3	.346	1	0	5-6	103	15	2	.983	
25 Gratzke, Patrick	.235	20-9	34	11	8	1	0	1	4	12	.353	6	2	15	0	.364	2	0	3-4	13	1	0	1.000	

6 McAninch, Justin	.200	20-3	20	6	4	2	0	0	1	6	.300	2	1	4	0	.304	0	1	0-0	20	7	2	.931	
35 Long, Justin	.042	10-7	24	2	1	0	0	0	2	1	.042	3	0	13	0	.148	0	0	1-1	0	0	0	.000	
21 Wier, Chase	.000	5-0	5	0	0	0	0	0	0	0	.000	2	0	1	1	.286	0	0	0-0	1	0	0	1.000	
43 Aslin, Garrett	.000	4-0	1	0	0	0	0	0	0	0	.000	1	0	0	0	.500	0	0	0-0	3	0	0	1.000	
2 Moreda, Rene	.000	7-0	0	1	0	0	0	0	0	0	.000	0	0	0	0	.000	0	0	1-1	1	0	0	1.000	
Totals	.329	28	983	211	323	78	7	29	197	502	.511	102	21	171	22	.398	14	13	49-63	732	291	51	.953	
Opponents	.274	28	945	151	259	46	3	15	137	356	.377	110	33	167	12	.367	7	23	31-47	707	289	43	.959	

(All games Sorted by Earned run avg)

Player	era	w-l	app	gs	cg	sho	sv	ip	h	r	er	bb	so	2b	3b	hr	b/avg	wp	hp	bk	sfa	sha
20 Herriage, Tyler	3.02	4-2	7	7	0	0/1	0	41.2	36	16	14	19	29	2	0	4	.235	1	2	1	0	3
15 Braddock, Justin	3.70	4-1	7	7	1	0/0	0	41.1	47	29	17	6	20	7	1	2	.296	2	4	0	2	7

40 Moshier, Alex	0.00	0-0	5	0	0	0/0	0	4.2	4	0	0	2	4	0	0	0	.211	0	1	0	1	1
23 Lock, Cody	0.00	0-0	1	0	0	0/0	0	1.0	1	0	0	0	0	0	0	0	.200	0	0	0	0	0
32 Wright, Josh	1.12	1-0	5	0	0	0/0	1	8.0	3	1	1	1	5	0	0	0	.111	0	0	0	1	0
53 West, Jason	2.42	1-2	14	0	0	0/2	5	22.1	18	10	6	9	20	2	1	0	.217	0	3	0	0	3
33 Ochs, Cory	2.53	1-0	12	0	0	0/1	0	21.1	19	7	6	9	18	6	1	0	.238	0	1	0	0	1
51 Higginbotham, Brett	3.07	1-0	5	1	0	0/0	0	14.2	18	10	5	6	4	3	0	0	.295	1	3	0	1	1
12 Oates, Brad	4.72	0-1	10	0	0	0/1	0	13.1	18	7	7	5	8	4	0	0	.360	1	4	0	1	4
7 Kozeny, Landon	4.91	0-0	9	0	0	0/0	0	7.1	5	4	4	6	11	0	0	1	.192	0	1	0	0	0
8 West, Jared	6.00	2-1	6	6	0	0/1	0	24.0	31	20	16	16	11	4	0	1	.323	1	1	0	0	1
30 Taylor, Zack	7.47	1-0	5	3	0	0/0	0	15.2	14	14	13	11	19	4	0	2	.233	0	7	0	0	2
42 Priest, Cody	8.38	1-1	6	1	1	0/0	0	9.2	15	10	9	7	11	1	0	0	.349	1	3	0	1	0
54 Lasater, Aaron	9.00	0-0	1	0	0	0/0	0	1.0	1	1	1	1	0	0	0	0	.250	0	2	0	0	0
17 Rogers, Brett	11.00	2-1	7	3	0	0/0	0	18.0	29	22	22	12	7	13	0	5	.367	1	1	1	0	0
Totals	4.46	18-9	28	28	2	2/2	6	244.0	259	151	121	110	167	46	3	15	.274	8	33	2	7	23
Opponents	7.14	9-19	28	28	3	0/0	5	235.2	323	211	187	102	171	78	7	29	.329	25	21	6	14	13

CONFERENCE-ONLY STATS



The Automated ScoreBook
Conference statistics for Stephen F. Austin (as of Apr 08, 2010)
(games only Sorted by Batting avg)



Record: 7-4 Home: 2-3 Away: 5-1 : 7-4

Player	avg	gp-gs	ab	r	h	2b	3b	hr	rbi	tb	slg%	bb	hp	so	gdp	ob%	sf	sh	sb-att	po	a	e	fld%
10 Huble, Riley	.647	5-4	17	5	11	1	0	1	7	15	.882	2	0	1	0	.684	0	0	0-0	30	4	1	.971
24 Priest, Ryan	.409	11-10	44	7	18	3	0	2	13	27	.614	2	1	4	2	.447	0	0	1-1	27	4	0	1.000
9 Coffman, Bo	.372	11-11	43	10	16	3	0	3	13	28	.651	7	0	5	1	.442	2	1	1-1	29	0	3	.906
11 Hines, Tanner	.367	11-11	49	9	18	7	0	0	6	25	.510	3	3	8	1	.436	0	1	5-6	18	20	2	.950
4 Smith, Garrett	.367	11-11	49	11	18	4	0	0	4	22	.449	3	0	6	0	.404	0	2	3-4	27	1	1	.966
5 Haynes, Michael	.350	11-11	40	7	14	3	1	1	7	22	.550	5	0	7	0	.422	0	0	2-3	22	23	4	.918
18 Crabtree, Darren	.350	11-11	40	13	14	3	1	3	17	28	.700	5	4	12	1	.451	2	0	2-2	63	5	2	.971
1 Lewis, Jordan	.320	10-4	25	3	8	1	0	0	4	9	.360	1	0	3	0	.346	0	0	2-2	12	9	2	.913
13 Loveless, Bobby	.300	11-10	40	8	12	5	0	1	10	20	.500	7	2	8	0	.429	0	0	0-0	2	5	3	.700
25 Gratzke, Patrick	.250	7-4	12	6	3	1	0	1	3	7	.583	3	0	6	0	.353	2	0	0-0	5	0	0	1.000
26 Scarafioti, Jarid	.205	9-9	39	6	8	2	0	0	1	10	.256	1	0	12	0	.225	0	0	0-0	35	9	0	1.000
6 McAninch, Justin	.200	7-3	15	4	3	1	0	0	1	4	.267	1	1	3	0	.294	0	1	0-0	12	4	1	.941

35 Long, Justin	.000	1-0	3	0	0	0	0	0	0	0	.000	0	0	0	0	.000	0	0	0-0	0	0	0	.000
21 Wier, Chase	.000	1-0	2	0	0	0	0	0	0	0	.000	0	0	1	0	.000	0	0	0-0	1	0	0	1.000
43 Aslin, Garrett	.000	1-0	0	0	0	0	0	0	0	0	.000	1	0	0	0	1.000	0	0	0-0	0	0	0	.000
2 Moreda, Rene	.000	1-0	0	1	0	0	0	0	0	0	.000	0	0	0	0	.000	0	0	0-0	0	0	0	.000
Totals	.342	11	418	90	143	34	2	12	86	217	.519	41	11	76	5	.410	6	5	16-19	287	106	22	.947
Opponents	.308	11	380	64	117	19	2	4	57	152	.400	47	7	57	5	.390	4	12	11-22	284	101	16	.960

(games only Sorted by Earned run avg)

Player	era	w-l	app	gs	cg	sho	sv	ip	h	r	er	bb	so	2b	3b	hr	b/avg	wp	hp	bk	sfa	sha	
20 Herriage, Tyler	2.30	2-2	4	4	0	0/1	0	27.1	22	9	7	14	16	1	0	1	.227	1	0	1	0	3	
15 Braddock, Justin	4.43	2-1	4	4	1	0/0	0	22.1	32	22	11	4	13	6	1	0	.344	2	3	0	2	5	

40 Moshier, Alex	0.00	0-0	4	0	0	0/0	0	3.2	4	0	0	1	3	0	0	0	.250	0	1	0	1	1	
51 Higginbotham, Brett	0.00	0-0	1	0	0	0/0	0	0.1	1	0	0	2	0	0	0	0	.500	0	0	0	0	0	
12 Oates, Brad	4.05	0-0	3	0	0	0/0	0	6.2	8	3	3	1	4	2	0	0	.320	0	2	0	1	1	
53 West, Jason	4.22	0-1	6	0	0	0/1	2	10.2	9	7	5	5	9	2	0	0	.231	0	1	0	0	2	
17 Rogers, Brett	5.06	1-0	2	1	0	0/0	0	5.1	9	3	3	5	1	2	0	2	.391	0	0	1	0	0	
33 Ochs, Cory	5.40	1-0	7	0	0	0/1	0	10.0	14	6	6	4	7	4	1	0	.333	0	0	0	0	0	
7 Kozeny, Landon	6.75	0-0	2	0	0	0/0	0	1.1	1	1	1	0	3	0	0	0	.200	0	0	0	0	0	
8 West, Jared	7.71	0-0	2	2	0	0/0	0	7.0	11	7	6	9	1	1	0	1	.379	1	0	0	0	0	
42 Priest, Cody	54.00	0-0	2	0	0	0/0	0	1.0	6	6	6	2	0	1	0	0	.667	0	0	0	0	0	
Totals	4.52	6-4	11	11	1	1/1	2	95.2	117	64	48	47	57	19	2	4	.308	4	7	2	4	12	
Opponents	7.89	4-7	11	11	2	0/0	3	94.2	143	90	83	41	76	34	2	12	.342	13	11	2	6	5	

SITUATIONAL HITTING STATS



The Automated ScoreBook
 Batting Analysis for Stephen F. Austin (as of Apr 08, 2010)
 (All games Sorted by Player Name)



Player	vs left			vs right			w/runners			w/bases empty			w/bases loaded			as leadoff			fly	gnd	fly/
	h	ab	avg	h	ab	avg	h	ab	avg	h	ab	avg	h	ab	avg	rch	ops	pct	out	out	gnd
43 Aslin, Garrett	0	0	.000	0	1	.000	0	1	.000	0	0	.000	0	0	.000	1	1	1.000	0	1	0.0
9 Coffman, Bo	10	29	.345	25	76	.329	15	53	.283	20	52	.385	1	3	.333	13	25	.520	29	29	1.0
18 Crabtree, Darren	9	28	.321	26	69	.377	20	48	.417	15	49	.306	1	4	.250	8	17	.471	19	21	0.9
25 Gratzke, Patrick	5	9	.556	3	25	.120	3	15	.200	5	19	.263	0	0	.000	8	14	.571	6	5	1.2
5 Haynes, Michael	6	20	.300	22	66	.333	17	49	.347	11	37	.297	0	3	.000	6	16	.375	25	20	1.2
11 Hines, Tanner	9	27	.333	31	88	.352	21	52	.404	19	63	.302	1	5	.200	9	16	.563	30	30	1.0
10 Huble, Riley	3	8	.375	15	30	.500	12	23	.522	6	15	.400	1	3	.333	2	6	.333	8	9	0.9
1 Lewis, Jordan	2	10	.200	15	34	.441	9	25	.360	8	19	.421	1	3	.333	3	6	.500	8	16	0.5
35 Long, Justin	0	3	.000	1	21	.048	1	15	.067	0	9	.000	0	0	.000	1	1	1.000	6	4	1.5
13 Loveless, Bobby	13	24	.542	25	78	.321	24	60	.400	14	42	.333	0	1	.000	11	24	.458	18	24	0.8
6 McAninch, Justin	1	6	.167	3	14	.214	2	12	.167	2	8	.250	0	0	.000	0	3	.000	5	8	0.6
24 Priest, Ryan	9	26	.346	27	78	.346	18	56	.321	18	48	.375	2	7	.286	5	21	.238	24	28	0.9
26 Scarafioti, Jarid	10	21	.476	16	72	.222	19	56	.339	7	37	.189	0	2	.000	7	23	.304	20	25	0.8
4 Smith, Garrett	6	30	.200	31	85	.365	15	40	.375	22	75	.293	1	3	.333	21	61	.344	34	33	1.0
21 Wier, Chase	0	1	.000	0	4	.000	0	4	.000	0	1	.000	0	0	.000	1	2	.500	1	2	0.5
Totals	83	242	.343	240	741	.324	176	509	.346	147	474	.310	8	34	.235	96	236	.407	233	255	0.9
Opponents	37	157	.236	222	788	.282	138	482	.286	121	463	.261	8	46	.174	101	245	.412	265	249	1.1

Player	pinch hitting			w/runners in scoring pos			w/runner on 3rd and LT 2 out			with 2 outs			success adv runners			2- rnr		rch	rch	kl	
	h	ab	avg	h	ab	avg	rbi	ops	pct	h	ab	avg	adv	ops	pct	rbi	w/out	lob	err	fc	kl
43 Aslin, Garrett	0	1	.000	0	0	.000	0	0	.000	0	1	.000	0	1	.000	0	0	1	0	0	0
9 Coffman, Bo	0	0	.000	8	32	.250	6	10	.600	7	34	.206	27	61	.443	8	9	28	2	4	3
18 Crabtree, Darren	0	0	.000	15	37	.405	9	13	.692	18	40	.450	35	58	.603	9	10	9	4	1	6
25 Gratzke, Patrick	3	5	.600	1	11	.091	2	3	.667	1	8	.125	8	17	.471	0	3	7	2	1	5
5 Haynes, Michael	0	0	.000	10	28	.357	4	6	.667	12	42	.286	27	54	.500	5	3	26	3	5	3
11 Hines, Tanner	0	0	.000	14	36	.389	6	10	.600	9	26	.346	33	58	.569	4	10	17	2	2	8
10 Huble, Riley	0	0	.000	7	14	.500	1	5	.200	9	14	.643	14	24	.583	7	0	7	1	3	0
1 Lewis, Jordan	5	7	.714	7	19	.368	2	4	.500	9	20	.450	13	27	.481	3	3	11	1	3	1
35 Long, Justin	0	3	.000	1	10	.100	1	1	1.000	1	5	.200	2	15	.133	1	0	4	0	1	5
13 Loveless, Bobby	1	1	1.000	16	39	.410	6	10	.600	10	29	.345	38	66	.576	11	12	16	3	3	7
6 McAninch, Justin	0	0	.000	1	7	.143	0	2	.000	2	7	.286	4	13	.308	0	3	5	0	1	3
24 Priest, Ryan	0	0	.000	10	36	.278	4	8	.500	14	35	.400	26	58	.448	6	4	23	3	4	1
26 Scarafioti, Jarid	0	0	.000	15	43	.349	7	9	.778	8	36	.222	28	59	.475	7	7	34	1	5	9
4 Smith, Garrett	0	0	.000	11	28	.393	5	9	.556	5	23	.217	26	49	.531	4	7	18	5	2	4
21 Wier, Chase	0	3	.000	0	3	.000	0	0	.000	0	2	.000	3	5	.600	0	1	4	0	1	0
Totals	9	20	.450	116	343	.338	53	90	.589	105	322	.326	284	565	.503	65	72	216	27	36	55
Opponents	4	28	.143	83	300	.277	54	88	.614	83	306	.271	272	555	.490	43	89	235	31	34	48

Success Advancing Runners = percentage of times the batter advanced at least one runner during a plate appearance

#Rnr Adv w/Out = TOTAL number of runners advanced when the player made an out

SITUATIONAL PITCHING STATS



The Automated ScoreBook
 Pitching Analysis for Stephen F. Austin (as of Apr 08, 2010)
 (All games Sorted by Player Name)



Player	vs left			vs right			w/runners			w/bases empty			vs leadoff			with 2 outs			fly	gnd	fly/	
	h	ab	avg	h	ab	avg	h	ab	avg	h	ab	avg	rch	ops	pct	h	ab	avg	out	out	gnd	gdp
15 Braddock, Justin	24	75	.320	23	84	.274	22	69	.319	25	90	.278	16	44	.364	13	50	.260	59	33	1.8	2
20 Herriage, Tyler	4	33	.121	32	120	.267	20	74	.270	16	79	.203	16	43	.372	16	53	.302	56	31	1.8	3
51 Higginbotham, Brett	6	19	.316	12	42	.286	11	36	.306	7	25	.280	4	13	.308	6	18	.333	12	25	0.5	2
7 Kozeny, Landon	2	5	.400	3	21	.143	2	11	.182	3	15	.200	3	8	.375	0	7	.000	7	3	2.3	0
54 Lasater, Aaron	1	1	1.000	0	3	.000	1	4	.250	0	0	.000	1	1	1.000	1	2	.500	2	1	2.0	0
23 Lock, Cody	0	1	.000	1	4	.250	1	4	.250	0	1	.000	1	1	1.000	1	2	.500	1	2	0.5	0
40 Moshier, Alex	3	6	.500	1	13	.077	3	14	.214	1	5	.200	2	3	.667	4	9	.444	9	1	9.0	0
12 Oates, Brad	6	21	.286	12	29	.414	9	32	.281	9	18	.500	7	11	.636	5	15	.333	15	14	1.1	0
33 Ochs, Cory	6	27	.222	13	53	.245	8	37	.216	11	43	.256	10	24	.417	5	25	.200	21	21	1.0	1
42 Priest, Cody	6	14	.429	9	29	.310	11	26	.423	4	17	.235	4	11	.364	5	17	.294	8	8	1.0	0
17 Rogers, Brett	10	31	.323	19	48	.396	13	35	.371	16	44	.364	9	20	.450	10	25	.400	19	24	0.8	1
30 Taylor, Zack	5	21	.238	9	39	.231	9	27	.333	5	33	.152	8	17	.471	2	17	.118	7	20	0.3	0
8 West, Jared	10	37	.270	21	59	.356	15	47	.319	16	49	.327	11	26	.423	8	27	.296	23	30	0.8	3
53 West, Jason	8	28	.286	10	55	.182	10	54	.185	8	29	.276	8	17	.471	6	28	.214	14	29	0.5	0
32 Wright, Josh	0	9	.000	3	18	.167	3	12	.250	0	15	.000	1	6	.167	1	11	.091	12	7	1.7	0
Totals	91	328	.277	168	617	.272	138	482	.286	121	463	.261	101	245	.412	83	306	.271	265	249	1.1	12
Opponents	71	226	.314	252	757	.333	176	509	.346	147	474	.310	96	236	.407	105	322	.326	233	255	0.9	22

Player	app	gs	ip/app	*h/g	*r/g	*er/g	*bb/g	*so/g	k/bb	*2b/g	*3b/g	*hr/g	*fo/g	*go/g	*bf/g	sba	att	pct
15 Braddock, Justin	7	7	5.90	10.23	6.31	3.70	1.31	4.35	3.3	1.52	0.22	0.44	12.85	7.19	38.76	3	7	.429
20 Herriage, Tyler	7	7	5.95	7.78	3.46	3.02	4.10	6.26	1.5	0.43	0.00	0.86	12.10	6.70	38.23	6	8	.750
51 Higginbotham, Brett	5	1	2.93	11.05	6.14	3.07	3.68	2.45	0.7	1.84	0.00	0.00	7.36	15.34	44.18	2	2	1.000
7 Kozeny, Landon	9	0	0.81	6.14	4.91	4.91	7.36	13.50	1.8	0.00	0.00	1.23	8.59	3.68	40.50	2	2	1.000
54 Lasater, Aaron	1	0	1.00	9.00	9.00	9.00	9.00	0.00	0.0	0.00	0.00	0.00	18.00	9.00	63.00	0	0	.000
23 Lock, Cody	1	0	1.00	9.00	0.00	0.00	0.00	0.00	0.0	0.00	0.00	0.00	9.00	18.00	45.00	0	0	.000
40 Moshier, Alex	5	0	0.93	7.71	0.00	0.00	3.86	7.71	2.0	0.00	0.00	0.00	17.36	1.93	46.29	2	2	1.000
12 Oates, Brad	10	0	1.33	12.15	4.72	4.72	3.38	5.40	1.6	2.70	0.00	0.00	10.12	9.45	43.20	2	2	1.000
33 Ochs, Cory	12	0	1.78	8.02	2.95	2.53	3.80	7.59	2.0	2.53	0.42	0.00	8.86	8.86	38.39	3	6	.500
42 Priest, Cody	6	1	1.61	13.97	9.31	8.38	6.52	10.24	1.6	0.93	0.00	0.00	7.45	7.45	50.28	2	3	.667
17 Rogers, Brett	7	3	2.57	14.50	11.00	11.00	6.00	3.50	0.6	6.50	0.00	2.50	9.50	12.00	46.00	2	3	.667
30 Taylor, Zack	5	3	3.13	8.04	8.04	7.47	6.32	10.91	1.7	2.30	0.00	1.15	4.02	11.49	45.96	4	4	1.000
8 West, Jared	6	6	4.00	11.62	7.50	6.00	6.00	4.12	0.7	1.50	0.00	0.38	8.62	11.25	42.75	0	2	.000
53 West, Jason	14	0	1.60	7.25	4.03	2.42	3.63	8.06	2.2	0.81	0.40	0.00	5.64	11.69	39.49	3	6	.500
32 Wright, Josh	5	0	1.60	3.38	1.12	1.12	1.12	5.62	5.0	0.00	0.00	0.00	13.50	7.88	32.62	0	0	.000
Totals	28	28	8.71	9.55	5.57	4.46	4.06	6.16	1.5	1.70	0.11	0.55	9.77	9.18	41.24	31	47	.778
Opponents	28	28	8.42	12.34	8.06	7.14	3.90	6.53	1.7	2.98	0.27	1.11	8.90	9.74	43.31	49	63	.660

* = average based on 9-inning game