

**UTSA ROADRUNNERS**  
**(5-3)**

HC: **Steve Henson** (6th at UTSA, 84-82)

| PTS                            | REB                                 | AST                                |
|--------------------------------|-------------------------------------|------------------------------------|
| <b>Dhieu Deing</b><br>17.4 ppg | <b>Cedrick Alley Jr.</b><br>7.6 rpg | <b>Jordan Ivy-Curry</b><br>2.6 apg |

**TV**  
**FOX 10 Xtra**  
Ch. 45 / Cable 9  
Barry Buetel *play-by-play*  
Scott Williams *analysis*  
Kate Longworth *reporter*

**STREAM**  
**ESPN+**  
ESPN.com/Watch

**LISTEN**  
**1580 The Fanatic**  
99.3 FM & 95.9 FM  
1580thefanatic.com  
Michael Potter *play-by-play*  
Paul Coro *analysis*

**STATS**  
StatBroadcast.com

**GRAND CANYON LOPES**  
**(6-1)**

HC: **Bryce Drew** (2nd at GCU, 23-8 | 10th overall, 187-116)

| PTS                                    | REB                              | AST                                   |
|--|----------------------------------|---------------------------------------|
| <b>Jovan Blacksher Jr.</b><br>15.6 ppg | <b>Gabe McGlothan</b><br>7.1 rpg | <b>Jovan Blacksher Jr.</b><br>4.3 apg |

### SERIES HISTORY

|                       |              |
|-----------------------|--------------|
| GCU record vs. UTSA   | --           |
| Home / away / neutral | -- / -- / -- |
| Last meeting          | --           |
| Streak                | --           |

### LAST GAME'S STARTERS

| #0 Sean Miller-Moore | #10 Jovan Blacksher | #11 Holland Woods II | #24 Yvan Ouedraogo | #30 Gabe McGlothan |
|----------------------|---------------------|----------------------|--------------------|--------------------|
| G   6-4   5th        | G   5-11   Jr.*     | G   6-1   5th        | G   6-1   5th      | F   6-7   R-Jr.    |
| 7.3 PPG              | 15.6 PPG            | 13.8 PPG             | 4.1 PPG            | 10.4 PPG           |
| 5.1 RPG              | 2.9 RPG             | 2.2 RPG              | 5.6 RPG            | 7.1 RPG            |
| 0.9 APG              | 4.3 APG             | 3.2 APG              | 0.0 APG            | 1.0 APG            |
| 51.2% FG             | 40.4% FG            | 43.5% FG             | 50.0% FG           | 45.8% FG           |
| 14.3% 3P             | 38.1% 3P            | 46.7% 3P             | -- 3P              | 31.8% 3P           |
| 60.0% FT             | 65.0% FT            | 78.9% FT             | 50.0% FT           | 75.9% FT           |

*bold purple denotes team leader in category*

### BY THE NUMBERS

| UTSA | GCU                     |
|------|-------------------------|
| 69.1 | POINTS >> 72.9          |
| 70.4 | POINTS ALLOWED >> 58.7  |
| -1.3 | MARGIN >> 14.2          |
| 38.6 | FG PCT. >> 43.5         |
| 44.8 | FG PCT. DEFENSE >> 40.6 |
| 28.2 | 3PT PCT. >> 36.5        |
| 68.1 | << FT PCT. 66.4         |
| 38.9 | REBOUNDS >> 42.4        |
| 12.1 | ASSISTS >> 13.6         |
| 12.5 | << TURNOVERS 13.7       |
| 6.6  | STEALS >> 8.3           |
| 3.0  | << BLOCKS 1.6           |

**COMMUNICATIONS** Josh Hauser josh.hauser@gcu.edu  
GCU Lopes.com/MBBMedia Jerob Moon jerob.moon2@gcu.edu

### THIS GAME

- » The Lopes return to GCU Arena for a brief two-game homestand before playing five of next seven on the road.
- » GCU holds a 1-1 mark against Conference USA opposition, last defeating Marshall on Dec. 22, 2015, to win the Global Sports Classic title in Las Vegas.

### LAST TIME OUT

- » The Lopes rebounded from an 11-point deficit to score 50 second-half points and top Loyola Marymount 78-72.
- » It was GCU's biggest come-from-behind effort since defeating Boise State after trailing by 11 on Dec. 2, 2018.
- » **Taeshon Cherry**'s six steals were second-most by a player in the D-I era, behind only Gerard Martin's seven vs. SIU Edwardsville on Nov. 28, 2016.

### STORYLINES

- » GCU has matched its 2015-16 team for best start (6-1) to a season in the D-I era.
- » The Lopes have logged 10 or more offensive rebounds in every game this season and rank fifth nationally in the category (15.9 per game).
- » The Lopes rank fourth nationally rebound margin (+15.0).
- » **Jovan Blacksher Jr.** ranks 33rd in the country with a 3.33 assist-to-turnover ratio (30 to 9). He has only made four turnovers in 141 minutes over the last four games.
- » GCU leads the WAC in scoring defense (58.7), rebound margin (+15.0) and rebounds per game (42.4).
- » The Lopes ranked second nationally in FG% defense a year ago and have now held their opponent to 40% or below in five of the seven games this season.
- » **Holland Woods II** ranks 29th among active D-I players in career scoring with 1,638 points. GCU's only loss this season (Nov. 22 vs. Wyoming) was in a game where Woods was unable to play due to illness.
- » GCU was picked to finish second (behind NM State) by the WAC's head coaches. **Jovan Blacksher Jr.** was a consensus first-team All-WAC preseason pick, while **Holland Woods II** landed on the media's second team.

### 2021-22 SCHEDULE

| W-L             | WAC                         | H   | A   | N             |
|-----------------|-----------------------------|-----|-----|---------------|
| 6-1             | 0-0                         | 4-1 | 2-0 | 0-0           |
| Sat 10/30       | Western New Mexico EXHIB    |     |     | W 85-59       |
| Tue 11/9        | Grambling State             |     |     | W 74-53       |
| Fri 11/12       | North Florida               |     |     | W 65-51       |
| Wed 11/17       | Prairie View A&M            |     |     | W 91-64       |
| Mon 11/22       | Wyoming                     |     |     | L 68-61       |
| Wed 11/24       | Life Pacific (Calif.)       |     |     | W 82-47       |
| Sat 11/27       | at Pepperdine               |     |     | W 59-56       |
| Mon 11/29       | at Loyola Marymount         |     |     | W 78-72       |
| <b>Thu 12/2</b> | <b>UTSA</b>                 |     |     | <b>7 p.m.</b> |
| Sat 12/4        | Mississippi Valley State    |     |     | 6 p.m.        |
| Thu 12/9        | at Arizona State            |     |     | 7:30 p.m.     |
| Sat 12/11       | Ottawa (Ariz.)              |     |     | 6 p.m.        |
| Sat 12/18       | vs. San Francisco COLANGELO |     |     | 5:30 p.m.     |
| Tue 12/21       | at Nevada                   |     |     | 7 p.m. PT     |
| Thu 12/30       | Chicago State*              |     |     | 6 p.m.        |
| Thu 1/6         | at UT Rio Grande Valley*    |     |     | 7 p.m. CT     |
| Sat 1/8         | at Lamar*                   |     |     | 3 p.m. CT     |
| Thu 1/13        | Abilene Christian*          |     |     | 7 p.m.        |
| Sat 1/15        | Tarleton*                   |     |     | 6 p.m.        |
| Thu 1/20        | at Stephen F. Austin*       |     |     | 6:30 p.m. CT  |
| Sat 1/22        | at Sam Houston*             |     |     | 2 p.m. CT     |
| Sat 1/29        | at New Mexico State*        |     |     | 7 p.m.        |
| Thu 2/3         | Seattle U*                  |     |     | 7 p.m.        |
| Sat 2/5         | California Baptist*         |     |     | 6 p.m.        |
| Thu 2/10        | at Utah Valley*             |     |     | 6 p.m.        |
| Sat 2/12        | at Dixie State*             |     |     | 7 p.m.        |
| Wed 2/16        | at California Baptist*      |     |     | 7 p.m. PT     |
| Sat 2/19        | New Mexico State*           |     |     | 6 p.m.        |
| Wed 2/23        | at Chicago State*           |     |     | 7 p.m. CT     |
| Sat 2/26        | Sam Houston*                |     |     | 6 p.m.        |
| Thu 3/3         | Utah Valley*                |     |     | 7 p.m.        |
| Sat 3/5         | Dixie State*                |     |     | 6 p.m.        |

### WAC TOURNAMENT (LAS VEGAS, NEV.)

|        |     |     |
|--------|-----|-----|
| 3/8-12 | TBD | TBA |
|--------|-----|-----|

\* denotes WAC game  home  away



In memory of a fallen teammate  
**OSCAR FRAYER (1998-2021)**  
Fly high, High Flyer



MONDAY, NOV. 29 | LOS ANGELES, CALIF.

LOYOLA MARYMOUNT  
**LMU**  
72

GRAND CANYON  
**GCU**  
78

[QUOTED]

SENIOR FORWARD TAESHON CHERRY

"It felt great to be the energy and the spark plug for the team. It's tremendous to get on the road again, get on the plane again, stay in a hotel. It's amazing and I'm glad I'm here."

HEAD COACH BRYCE DREW

"This was an intense game. Over there, it felt like a late-season conference game with how physical it was and the intensity. Our guys were challenged. We were down. It just shows a great resiliency. It shows a lot of fight in them that they could come and respond over those last 25 minutes."

"I was so proud of Taeshon. He played his best game that he's played at GCU and I would event debate maybe his best game in his last three years of college. He didn't just score it. He had six steals. He was so good on defense. Five rebounds. He played with a lot of energy and made good passes. It was just a really solid performances from Taeshon."

| Official Basketball Box Score - Final  |         |                          |                           |               |                    |             |             |                          |    |    |              |     |                         |         |       |       | Game Time: 7:00 PM                                     |  |     |     |             |  |     |     |                          |  |  |              |  |                          |                           |           |    |   |             |  |  |                  |  |                          |                           |       |    |    |     |    |    |    |              |  |   |  |               |    |   |     |    |    |    |            |  |   |  |             |    |    |  |  |  |                |  |       |       |       |    |   |  |  |  |  |  |  |  |  |  |  |  |  |  |  |
|--|---------|--------------------------|---------------------------|---------------|--------------------|-------------|-------------|--------------------------|----|----|--------------|-----|-------------------------|---------|-------|-------|--|--|-----|-----|-------------|--|-----|-----|--------------------------|--|--|--------------|--|--------------------------|---------------------------|-----------|----|---|-------------|--|--|------------------|--|--------------------------|---------------------------|-------|----|----|-----|----|----|----|--------------|--|---|--|---------------|----|---|-----|----|----|----|------------|--|---|--|-------------|----|----|--|--|--|----------------|--|-------|-------|-------|----|---|--|--|--|--|--|--|--|--|--|--|--|--|--|--|
| Grand Canyon at LMU  |         |                          |                           |               |                    |             |             |                          |    |    |              |     |                         |         |       |       | Game Duration: 1:48                                    |  |     |     |             |  |     |     |                          |  |  |              |  |                          |                           |           |    |   |             |  |  |                  |  |                          |                           |       |    |    |     |    |    |    |              |  |   |  |               |    |   |     |    |    |    |            |  |   |  |             |    |    |  |  |  |                |  |       |       |       |    |   |  |  |  |  |  |  |  |  |  |  |  |  |  |  |
| 11/29/21 Albert Gensler Pavilion, Los Angeles  |         |                          |                           |               |                    |             |             |                          |    |    |              |     |                         |         |       |       | Attendance: 1,135                                      |  |     |     |             |  |     |     |                          |  |  |              |  |                          |                           |           |    |   |             |  |  |                  |  |                          |                           |       |    |    |     |    |    |    |              |  |   |  |               |    |   |     |    |    |    |            |  |   |  |             |    |    |  |  |  |                |  |       |       |       |    |   |  |  |  |  |  |  |  |  |  |  |  |  |  |  |
| 2021-22 Men's Basketball   |         |                          |                           |               |                    |             |             |                          |    |    |              |     |                         |         |       |       | Officials: Michael Irving, Deron White, Justin Shamoun |  |     |     |             |  |     |     |                          |  |  |              |  |                          |                           |           |    |   |             |  |  |                  |  |                          |                           |       |    |    |     |    |    |    |              |  |   |  |               |    |   |     |    |    |    |            |  |   |  |             |    |    |  |  |  |                |  |       |       |       |    |   |  |  |  |  |  |  |  |  |  |  |  |  |  |  |
| Grand Canyon - 78  |         |                          |                           |               |                    |             |             |                          |    |    |              |     |                         |         |       |       | Record: 6-1  |  |     |     |             |  |     |     |                          |  |  |              |  |                          |                           |           |    |   |             |  |  |                  |  |                          |                           |       |    |    |     |    |    |    |              |  |   |  |               |    |   |     |    |    |    |            |  |   |  |             |    |    |  |  |  |                |  |       |       |       |    |   |  |  |  |  |  |  |  |  |  |  |  |  |  |  |
| NO. Name   | Min     | FG M-A                   | 3P M-A                    | FT M-A        | Rebounds OR DR TOT | Fouls PF FD | TP          | AS                       | TO | ST | Blocks BS BA | +/- | Shooting By Period      |         |       |       |  |  |     |     |             |  |     |     |                          |  |  |              |  |                          |                           |           |    |   |             |  |  |                  |  |                          |                           |       |    |    |     |    |    |    |              |  |   |  |               |    |   |     |    |    |    |            |  |   |  |             |    |    |  |  |  |                |  |       |       |       |    |   |  |  |  |  |  |  |  |  |  |  |  |  |  |  |
| 24 Yvan Ouedraogo  | F 09:02 | 0-0                      | 0-0                       | 0-0           | 1 1 2              | 0 0 0       | 0           | 0                        | 0  | 0  | 0            | 0   | -3                      | 1st FG% | 2-11  | 18.2% |  |  |     |     |             |  |     |     |                          |  |  |              |  |                          |                           |           |    |   |             |  |  |                  |  |                          |                           |       |    |    |     |    |    |    |              |  |   |  |               |    |   |     |    |    |    |            |  |   |  |             |    |    |  |  |  |                |  |       |       |       |    |   |  |  |  |  |  |  |  |  |  |  |  |  |  |  |
| 30 Gabe McGlothlan   | F 29:40 | 1-6                      | 0-4                       | 2-2           | 2 3 5              | 3 1 4       | 2           | 3                        | 2  | 2  | 0            | 2   | 2                       | 3PT%    | 4-6   | 66.7% |  |  |     |     |             |  |     |     |                          |  |  |              |  |                          |                           |           |    |   |             |  |  |                  |  |                          |                           |       |    |    |     |    |    |    |              |  |   |  |               |    |   |     |    |    |    |            |  |   |  |             |    |    |  |  |  |                |  |       |       |       |    |   |  |  |  |  |  |  |  |  |  |  |  |  |  |  |
| 0 Sean Miller-Moore  | G 27:02 | 5-8                      | 0-1                       | 0-1           | 2 6 8              | 4 3 10      | 2           | 2                        | 0  | 0  | 1            | 12  | 2nd FG%                 | 18-31   | 58.1% |       |  |  |     |     |             |  |     |     |                          |  |  |              |  |                          |                           |           |    |   |             |  |  |                  |  |                          |                           |       |    |    |     |    |    |    |              |  |   |  |               |    |   |     |    |    |    |            |  |   |  |             |    |    |  |  |  |                |  |       |       |       |    |   |  |  |  |  |  |  |  |  |  |  |  |  |  |  |
| 10 Jovan Blacksher Jr.   | G 38:24 | 9-17                     | 1-4                       | 1-2           | 0 2 2              | 2 1 20      | 5           | 2                        | 2  | 0  | 0            | 9   | 3PT%                    | 4-12    | 33.3% |       |  |  |     |     |             |  |     |     |                          |  |  |              |  |                          |                           |           |    |   |             |  |  |                  |  |                          |                           |       |    |    |     |    |    |    |              |  |   |  |               |    |   |     |    |    |    |            |  |   |  |             |    |    |  |  |  |                |  |       |       |       |    |   |  |  |  |  |  |  |  |  |  |  |  |  |  |  |
| 11 Holland Woods   | G 38:19 | 7-13                     | 4-7                       | 6-7           | 1 0 1              | 1 3 24      | 2           | 2                        | 2  | 0  | 0            | 10  | FT%                     | 10-14   | 71.4% |       |  |  |     |     |             |  |     |     |                          |  |  |              |  |                          |                           |           |    |   |             |  |  |                  |  |                          |                           |       |    |    |     |    |    |    |              |  |   |  |               |    |   |     |    |    |    |            |  |   |  |             |    |    |  |  |  |                |  |       |       |       |    |   |  |  |  |  |  |  |  |  |  |  |  |  |  |  |
| 1 Dima Zdor  | 17:03   | 3-5                      | 0-0                       | 0-2           | 3 3 6              | 2 3 6       | 1           | 0                        | 0  | 0  | 0            | 3   | GM FG%                  | 29-60   | 48.3% |       |  |  |     |     |             |  |     |     |                          |  |  |              |  |                          |                           |           |    |   |             |  |  |                  |  |                          |                           |       |    |    |     |    |    |    |              |  |   |  |               |    |   |     |    |    |    |            |  |   |  |             |    |    |  |  |  |                |  |       |       |       |    |   |  |  |  |  |  |  |  |  |  |  |  |  |  |  |
| 35 Taeshon Cherry  | 22:34   | 4-8                      | 1-5                       | 3-4           | 3 2 5              | 3 2 12      | 4           | 0                        | 6  | 0  | 0            | 0   | 3PT%                    | 6-23    | 26.1% |       |  |  |     |     |             |  |     |     |                          |  |  |              |  |                          |                           |           |    |   |             |  |  |                  |  |                          |                           |       |    |    |     |    |    |    |              |  |   |  |               |    |   |     |    |    |    |            |  |   |  |             |    |    |  |  |  |                |  |       |       |       |    |   |  |  |  |  |  |  |  |  |  |  |  |  |  |  |
| 2 Chance McMillan  | 07:26   | 0-3                      | 0-2                       | 0-0           | 0 1 1              | 2 0 0       | 0           | 1                        | 1  | 0  | 0            | 1   | FT%                     | 14-20   | 70.0% |       |  |  |     |     |             |  |     |     |                          |  |  |              |  |                          |                           |           |    |   |             |  |  |                  |  |                          |                           |       |    |    |     |    |    |    |              |  |   |  |               |    |   |     |    |    |    |            |  |   |  |             |    |    |  |  |  |                |  |       |       |       |    |   |  |  |  |  |  |  |  |  |  |  |  |  |  |  |
| 55 Walter Ellis  | 03:17   | 0-0                      | 0-0                       | 2-2           | 0 0 0              | 0 1 2       | 0           | 0                        | 0  | 0  | 0            | 0   | Dead Ball Rebounds: 3.0 |         |       |       |  |  |     |     |             |  |     |     |                          |  |  |              |  |                          |                           |           |    |   |             |  |  |                  |  |                          |                           |       |    |    |     |    |    |    |              |  |   |  |               |    |   |     |    |    |    |            |  |   |  |             |    |    |  |  |  |                |  |       |       |       |    |   |  |  |  |  |  |  |  |  |  |  |  |  |  |  |
| 5 Jalen Blackmon   | 00:43   | 0-0                      | 0-0                       | 0-0           | 0 0 0              | 0 0 0       | 0           | 0                        | 0  | 0  | 0            | 0   | Technical Fouls: NONE   |         |       |       |  |  |     |     |             |  |     |     |                          |  |  |              |  |                          |                           |           |    |   |             |  |  |                  |  |                          |                           |       |    |    |     |    |    |    |              |  |   |  |               |    |   |     |    |    |    |            |  |   |  |             |    |    |  |  |  |                |  |       |       |       |    |   |  |  |  |  |  |  |  |  |  |  |  |  |  |  |
| 13 Aidan Ighehon   | 01:41   | 0-0                      | 0-0                       | 0-0           | 0 0 0              | 0 0 0       | 0           | 0                        | 0  | 0  | 0            | 0   | Totals                  |         |       |       |  |  |     |     |             |  |     |     |                          |  |  |              |  |                          |                           |           |    |   |             |  |  |                  |  |                          |                           |       |    |    |     |    |    |    |              |  |   |  |               |    |   |     |    |    |    |            |  |   |  |             |    |    |  |  |  |                |  |       |       |       |    |   |  |  |  |  |  |  |  |  |  |  |  |  |  |  |
| 21 Liam Lloyd  | 04:49   | 0-0                      | 0-0                       | 0-0           | 0 0 0              | 0 0 0       | 0           | 0                        | 0  | 0  | 0            | 0   | LMU - 72                |         |       |       |  |  |     |     |             |  |     |     |                          |  |  |              |  |                          |                           |           |    |   |             |  |  |                  |  |                          |                           |       |    |    |     |    |    |    |              |  |   |  |               |    |   |     |    |    |    |            |  |   |  |             |    |    |  |  |  |                |  |       |       |       |    |   |  |  |  |  |  |  |  |  |  |  |  |  |  |  |
| Team   |         |                          |                           |               | 1 0 1              |             |             |                          | 1  |    |              |     | Record: 4-3             |         |       |       |  |  |     |     |             |  |     |     |                          |  |  |              |  |                          |                           |           |    |   |             |  |  |                  |  |                          |                           |       |    |    |     |    |    |    |              |  |   |  |               |    |   |     |    |    |    |            |  |   |  |             |    |    |  |  |  |                |  |       |       |       |    |   |  |  |  |  |  |  |  |  |  |  |  |  |  |  |
| Totals   |         | 29-60                    | 6-23                      | 14-20         | 13 18 31           | 17 14 78    | 17          | 10                       | 10 | 2  | 2            | 6   | Totals                  |         |       |       |  |  |     |     |             |  |     |     |                          |  |  |              |  |                          |                           |           |    |   |             |  |  |                  |  |                          |                           |       |    |    |     |    |    |    |              |  |   |  |               |    |   |     |    |    |    |            |  |   |  |             |    |    |  |  |  |                |  |       |       |       |    |   |  |  |  |  |  |  |  |  |  |  |  |  |  |  |
| LMU - 72   |         |                          |                           |               |                    |             |             |                          |    |    |              |     |                         |         |       |       | Record: 4-3  |  |     |     |             |  |     |     |                          |  |  |              |  |                          |                           |           |    |   |             |  |  |                  |  |                          |                           |       |    |    |     |    |    |    |              |  |   |  |               |    |   |     |    |    |    |            |  |   |  |             |    |    |  |  |  |                |  |       |       |       |    |   |  |  |  |  |  |  |  |  |  |  |  |  |  |  |
| NO. Name   | Min     | FG M-A                   | 3P M-A                    | FT M-A        | Rebounds OR DR TOT | Fouls PF FD | TP          | AS                       | TO | ST | Blocks BS BA | +/- | Shooting By Period      |         |       |       |  |  |     |     |             |  |     |     |                          |  |  |              |  |                          |                           |           |    |   |             |  |  |                  |  |                          |                           |       |    |    |     |    |    |    |              |  |   |  |               |    |   |     |    |    |    |            |  |   |  |             |    |    |  |  |  |                |  |       |       |       |    |   |  |  |  |  |  |  |  |  |  |  |  |  |  |  |
| 0 Eli Scott  | F 37:19 | 10-14                    | 1-2                       | 4-4           | 2 4 6              | 1 4 25      | 3           | 6                        | 2  | 0  | 0            | -9  | 1st FG%                 | 15-29   | 51.7% |       |  |  |     |     |             |  |     |     |                          |  |  |              |  |                          |                           |           |    |   |             |  |  |                  |  |                          |                           |       |    |    |     |    |    |    |              |  |   |  |               |    |   |     |    |    |    |            |  |   |  |             |    |    |  |  |  |                |  |       |       |       |    |   |  |  |  |  |  |  |  |  |  |  |  |  |  |  |
| 1 Dameane Douglas  | F 27:14 | 6-8                      | 0-1                       | 0-0           | 1 2 3              | 3 0 12      | 1           | 4                        | 1  | 0  | 0            | 2   | 3PT%                    | 2-5     | 40.0% |       |  |  |     |     |             |  |     |     |                          |  |  |              |  |                          |                           |           |    |   |             |  |  |                  |  |                          |                           |       |    |    |     |    |    |    |              |  |   |  |               |    |   |     |    |    |    |            |  |   |  |             |    |    |  |  |  |                |  |       |       |       |    |   |  |  |  |  |  |  |  |  |  |  |  |  |  |  |
| 34 Keli Leapeppe   | F 31:30 | 3-6                      | 2-2                       | 2-2           | 2 4 6              | 4 4 10      | 2           | 0                        | 2  | 0  | 0            | -2  | FT%                     | 1-2     | 50%   |       |  |  |     |     |             |  |     |     |                          |  |  |              |  |                          |                           |           |    |   |             |  |  |                  |  |                          |                           |       |    |    |     |    |    |    |              |  |   |  |               |    |   |     |    |    |    |            |  |   |  |             |    |    |  |  |  |                |  |       |       |       |    |   |  |  |  |  |  |  |  |  |  |  |  |  |  |  |
| 2 Joe Quintana   | G 34:40 | 4-10                     | 2-6                       | 0-0           | 0 2 2              | 3 1 10      | 1           | 3                        | 2  | 0  | 1            | -10 | 2nd FG%                 | 12-23   | 52.2% |       |  |  |     |     |             |  |     |     |                          |  |  |              |  |                          |                           |           |    |   |             |  |  |                  |  |                          |                           |       |    |    |     |    |    |    |              |  |   |  |               |    |   |     |    |    |    |            |  |   |  |             |    |    |  |  |  |                |  |       |       |       |    |   |  |  |  |  |  |  |  |  |  |  |  |  |  |  |
| 20 Cam Shelton   | G 33:28 | 3-6                      | 0-0                       | 3-4           | 0 3 3              | 1 5 9       | 8           | 0                        | 0  | 0  | 0            | -5  | 3PT%                    | 4-9     | 44.4% |       |  |  |     |     |             |  |     |     |                          |  |  |              |  |                          |                           |           |    |   |             |  |  |                  |  |                          |                           |       |    |    |     |    |    |    |              |  |   |  |               |    |   |     |    |    |    |            |  |   |  |             |    |    |  |  |  |                |  |       |       |       |    |   |  |  |  |  |  |  |  |  |  |  |  |  |  |  |
| 11 Kwane Marble II   | 18:06   | 1-3                      | 1-2                       | 0-0           | 0 0 0              | 1 1 3       | 0           | 0                        | 0  | 0  | 0            | -4  | GM FG%                  | 27-50   | 54.0% |       |  |  |     |     |             |  |     |     |                          |  |  |              |  |                          |                           |           |    |   |             |  |  |                  |  |                          |                           |       |    |    |     |    |    |    |              |  |   |  |               |    |   |     |    |    |    |            |  |   |  |             |    |    |  |  |  |                |  |       |       |       |    |   |  |  |  |  |  |  |  |  |  |  |  |  |  |  |
| 24 Alex Merkulvildze   | 08:30   | 0-1                      | 0-1                       | 3-4           | 0 1 1              | 1 2 3       | 0           | 0                        | 0  | 0  | 0            | -1  | 3PT%                    | 6-14    | 42.9% |       |  |  |     |     |             |  |     |     |                          |  |  |              |  |                          |                           |           |    |   |             |  |  |                  |  |                          |                           |       |    |    |     |    |    |    |              |  |   |  |               |    |   |     |    |    |    |            |  |   |  |             |    |    |  |  |  |                |  |       |       |       |    |   |  |  |  |  |  |  |  |  |  |  |  |  |  |  |
| 13 Lamaj Lewis   | 06:32   | 0-1                      | 0-0                       | 0-0           | 0 1 1              | 0 0 0       | 0           | 1                        | 0  | 0  | 0            | -1  | FT%                     | 12-14   | 85.7% |       |  |  |     |     |             |  |     |     |                          |  |  |              |  |                          |                           |           |    |   |             |  |  |                  |  |                          |                           |       |    |    |     |    |    |    |              |  |   |  |               |    |   |     |    |    |    |            |  |   |  |             |    |    |  |  |  |                |  |       |       |       |    |   |  |  |  |  |  |  |  |  |  |  |  |  |  |  |
| 3 Gary Harris, Jr.   | 02:41   | 0-1                      | 0-0                       | 0-0           | 0 2 2              | 0 0 0       | 0           | 1                        | 1  | 0  | 0            | 1   | Dead Ball Rebounds: 2.2 |         |       |       |  |  |     |     |             |  |     |     |                          |  |  |              |  |                          |                           |           |    |   |             |  |  |                  |  |                          |                           |       |    |    |     |    |    |    |              |  |   |  |               |    |   |     |    |    |    |            |  |   |  |             |    |    |  |  |  |                |  |       |       |       |    |   |  |  |  |  |  |  |  |  |  |  |  |  |  |  |
| Team   |         |                          |                           |               | 0 0 0              |             |             |                          | 0  |    |              |     | Technical Fouls: NONE   |         |       |       |  |  |     |     |             |  |     |     |                          |  |  |              |  |                          |                           |           |    |   |             |  |  |                  |  |                          |                           |       |    |    |     |    |    |    |              |  |   |  |               |    |   |     |    |    |    |            |  |   |  |             |    |    |  |  |  |                |  |       |       |       |    |   |  |  |  |  |  |  |  |  |  |  |  |  |  |  |
| Totals   |         | 27-50                    | 6-14                      | 12-14         | 5 19 24            | 14 17 72    | 17          | 15                       | 5  | 2  | 2            | 6   | Totals                  |         |       |       |  |  |     |     |             |  |     |     |                          |  |  |              |  |                          |                           |           |    |   |             |  |  |                  |  |                          |                           |       |    |    |     |    |    |    |              |  |   |  |               |    |   |     |    |    |    |            |  |   |  |             |    |    |  |  |  |                |  |       |       |       |    |   |  |  |  |  |  |  |  |  |  |  |  |  |  |  |
| <table border="1"> <thead> <tr> <th colspan="2"></th> <th>GCU</th> <th>LMU</th> <th colspan="2">Points from</th> <th>GCU</th> <th>LMU</th> <th colspan="3">Period by Period Scoring</th> </tr> <tr> <th colspan="2">Biggest lead</th> <td>9 (2<sup>nd</sup> 2:16)</td> <td>11 (1<sup>st</sup> 7:03)</td> <th>Turnovers</th> <td>23</td> <td>8</td> <th colspan="3">1st 2nd TOT</th> </tr> <tr> <th colspan="2">Best Scoring Run</th> <td>7 (2<sup>nd</sup> 6:20)</td> <td>11 (1<sup>st</sup> 8:19)</td> <th>Paint</th> <td>42</td> <td>40</td> <td>GCU</td> <td>28</td> <td>50</td> <td>78</td> </tr> <tr> <th colspan="2">Lead Changes</th> <td>4</td> <td></td> <th>Second Chance</th> <td>17</td> <td>2</td> <td>LMU</td> <td>33</td> <td>39</td> <td>72</td> </tr> <tr> <th colspan="2">Times Tied</th> <td>5</td> <td></td> <th>Fast Breaks</th> <td>15</td> <td>15</td> <td colspan="3"></td> </tr> <tr> <th colspan="2">Time with Lead</th> <td>16:02</td> <td>19:13</td> <th>Bench</th> <td>20</td> <td>6</td> <td colspan="3"></td> </tr> </thead> <tbody> <tr> <td colspan="2"></td> <td></td> <td></td> <td></td> <td></td> <td></td> <td></td> <td></td> <td></td> <td></td> </tr> </tbody> </table> |         |                          |                           |               |                    |             |             |                          |    |    |              |     |                         |         |       |       |  |  | GCU | LMU | Points from |  | GCU | LMU | Period by Period Scoring |  |  | Biggest lead |  | 9 (2 <sup>nd</sup> 2:16) | 11 (1 <sup>st</sup> 7:03) | Turnovers | 23 | 8 | 1st 2nd TOT |  |  | Best Scoring Run |  | 7 (2 <sup>nd</sup> 6:20) | 11 (1 <sup>st</sup> 8:19) | Paint | 42 | 40 | GCU | 28 | 50 | 78 | Lead Changes |  | 4 |  | Second Chance | 17 | 2 | LMU | 33 | 39 | 72 | Times Tied |  | 5 |  | Fast Breaks | 15 | 15 |  |  |  | Time with Lead |  | 16:02 | 19:13 | Bench | 20 | 6 |  |  |  |  |  |  |  |  |  |  |  |  |  |  |
|  |         | GCU                      | LMU                       | Points from   |                    | GCU         | LMU         | Period by Period Scoring |    |    |              |     |                         |         |       |       |  |  |     |     |             |  |     |     |                          |  |  |              |  |                          |                           |           |    |   |             |  |  |                  |  |                          |                           |       |    |    |     |    |    |    |              |  |   |  |               |    |   |     |    |    |    |            |  |   |  |             |    |    |  |  |  |                |  |       |       |       |    |   |  |  |  |  |  |  |  |  |  |  |  |  |  |  |
| Biggest lead   |         | 9 (2 <sup>nd</sup> 2:16) | 11 (1 <sup>st</sup> 7:03) | Turnovers     | 23                 | 8           | 1st 2nd TOT |                          |    |    |              |     |                         |         |       |       |  |  |     |     |             |  |     |     |                          |  |  |              |  |                          |                           |           |    |   |             |  |  |                  |  |                          |                           |       |    |    |     |    |    |    |              |  |   |  |               |    |   |     |    |    |    |            |  |   |  |             |    |    |  |  |  |                |  |       |       |       |    |   |  |  |  |  |  |  |  |  |  |  |  |  |  |  |
| Best Scoring Run   |         | 7 (2 <sup>nd</sup> 6:20) | 11 (1 <sup>st</sup> 8:19) | Paint         | 42                 | 40          | GCU         | 28                       | 50 | 78 |              |     |                         |         |       |       |  |  |     |     |             |  |     |     |                          |  |  |              |  |                          |                           |           |    |   |             |  |  |                  |  |                          |                           |       |    |    |     |    |    |    |              |  |   |  |               |    |   |     |    |    |    |            |  |   |  |             |    |    |  |  |  |                |  |       |       |       |    |   |  |  |  |  |  |  |  |  |  |  |  |  |  |  |
| Lead Changes   |         | 4                        |                           | Second Chance | 17                 | 2           | LMU         | 33                       | 39 | 72 |              |     |                         |         |       |       |  |  |     |     |             |  |     |     |                          |  |  |              |  |                          |                           |           |    |   |             |  |  |                  |  |                          |                           |       |    |    |     |    |    |    |              |  |   |  |               |    |   |     |    |    |    |            |  |   |  |             |    |    |  |  |  |                |  |       |       |       |    |   |  |  |  |  |  |  |  |  |  |  |  |  |  |  |
| Times Tied   |         | 5                        |                           | Fast Breaks   | 15                 | 15          |             |                          |    |    |              |     |                         |         |       |       |  |  |     |     |             |  |     |     |                          |  |  |              |  |                          |                           |           |    |   |             |  |  |                  |  |                          |                           |       |    |    |     |    |    |    |              |  |   |  |               |    |   |     |    |    |    |            |  |   |  |             |    |    |  |  |  |                |  |       |       |       |    |   |  |  |  |  |  |  |  |  |  |  |  |  |  |  |
| Time with Lead   |         | 16:02                    | 19:13                     | Bench         | 20                 | 6           |             |                          |    |    |              |     |                         |         |       |       |  |  |     |     |             |  |     |     |                          |  |  |              |  |                          |                           |           |    |   |             |  |  |                  |  |                          |                           |       |    |    |     |    |    |    |              |  |   |  |               |    |   |     |    |    |    |            |  |   |  |             |    |    |  |  |  |                |  |       |       |       |    |   |  |  |  |  |  |  |  |  |  |  |  |  |  |  |
|  |         |                          |                           |               |                    |             |             |                          |    |    |              |     |                         |         |       |       |  |  |     |     |             |  |     |     |                          |  |  |              |  |                          |                           |           |    |   |             |  |  |                  |  |                          |                           |       |    |    |     |    |    |    |              |  |   |  |               |    |   |     |    |    |    |            |  |   |  |             |    |    |  |  |  |                |  |       |       |       |    |   |  |  |  |  |  |  |  |  |  |  |  |  |  |  |

SATURDAY, NOV. 27 | MALIBU, CALIF.

PEPPERDINE  
**P**  
56

GRAND CANYON  
**GCU**  
59

[QUOTED]

HEAD COACH BRYCE DREW

"This was a grind-out game. I was really proud of our guys. We didn't play especially well offensively. We turned it over. We didn't make some open shots and open layups we had. But we still found a way to make some big baskets at the end that we're thankful for and rebound the basketball."

"Most everyone is going through game-ending stuff for the first time in their college career except Jovan. It's a different role for everybody on our roster."

SENIOR FORWARD TAESHON CHERRY

"The main thing for me is providing energy, doing whatever it takes to win. If that's getting on the floor, getting a rebound, giving it out, whatever I've got to do to win I'm going to do. Just trying to bring energy for my team and my guys and I see we lack that today so I just tried to come off the bench and spark us."

"Everybody rocks with me. I don't know why. I think it's my energy and my vibe. I love my guys and I'm glad that they're there for me. I'm ecstatic to be on this team."

| Official Basketball Box Score - Final  |         |                          |                           |               |                    |             |             |                          |    |    |              |     |                         |       |       |  | Game Time: 3:00 PM                                    |  |     |      |             |  |     |      |                          |  |  |              |  |                          |                           |           |    |    |             |  |  |                  |  |                          |                          |       |    |    |     |    |    |    |              |  |    |  |               |   |   |      |    |    |    |            |  |   |  |             |   |   |  |  |  |                |  |       |       |       |    |    |  |  |  |  |  |  |  |  |  |  |  |  |  |  |
|--|---------|--------------------------|---------------------------|---------------|--------------------|-------------|-------------|--------------------------|----|----|--------------|-----|-------------------------|-------|-------|--|---|--|-----|------|-------------|--|-----|------|--------------------------|--|--|--------------|--|--------------------------|---------------------------|-----------|----|----|-------------|--|--|------------------|--|--------------------------|--------------------------|-------|----|----|-----|----|----|----|--------------|--|----|--|---------------|---|---|------|----|----|----|------------|--|---|--|-------------|---|---|--|--|--|----------------|--|-------|-------|-------|----|----|--|--|--|--|--|--|--|--|--|--|--|--|--|--|
| Grand Canyon at Pepperdine   |         |                          |                           |               |                    |             |             |                          |    |    |              |     |                         |       |       |  | Game Duration: 1:47                                   |  |     |      |             |  |     |      |                          |  |  |              |  |                          |                           |           |    |    |             |  |  |                  |  |                          |                          |       |    |    |     |    |    |    |              |  |    |  |               |   |   |      |    |    |    |            |  |   |  |             |   |   |  |  |  |                |  |       |       |       |    |    |  |  |  |  |  |  |  |  |  |  |  |  |  |  |
| 11/27/21 Firestone Fieldhouse, Malibu, Calif.  |         |                          |                           |               |                    |             |             |                          |    |    |              |     |                         |       |       |  | Attendance: 1,570                                     |  |     |      |             |  |     |      |                          |  |  |              |  |                          |                           |           |    |    |             |  |  |                  |  |                          |                          |       |    |    |     |    |    |    |              |  |    |  |               |   |   |      |    |    |    |            |  |   |  |             |   |   |  |  |  |                |  |       |       |       |    |    |  |  |  |  |  |  |  |  |  |  |  |  |  |  |
| 2021-22 Men's Basketball   |         |                          |                           |               |                    |             |             |                          |    |    |              |     |                         |       |       |  | Officials: Scott Brown, Ron Brokenbrough, Coban Lopez |  |     |      |             |  |     |      |                          |  |  |              |  |                          |                           |           |    |    |             |  |  |                  |  |                          |                          |       |    |    |     |    |    |    |              |  |    |  |               |   |   |      |    |    |    |            |  |   |  |             |   |   |  |  |  |                |  |       |       |       |    |    |  |  |  |  |  |  |  |  |  |  |  |  |  |  |
| Grand Canyon - 59  |         |                          |                           |               |                    |             |             |                          |    |    |              |     |                         |       |       |  | Record: 5-1   |  |     |      |             |  |     |      |                          |  |  |              |  |                          |                           |           |    |    |             |  |  |                  |  |                          |                          |       |    |    |     |    |    |    |              |  |    |  |               |   |   |      |    |    |    |            |  |   |  |             |   |   |  |  |  |                |  |       |       |       |    |    |  |  |  |  |  |  |  |  |  |  |  |  |  |  |
| NO. Name   | Min     | FG M-A                   | 3P M-A                    | FT M-A        | Rebounds OR DR TOT | Fouls PF FD | TP          | AS                       | TO | ST | Blocks BS BA | +/- | Shooting By Period      |       |       |  |   |  |     |      |             |  |     |      |                          |  |  |              |  |                          |                           |           |    |    |             |  |  |                  |  |                          |                          |       |    |    |     |    |    |    |              |  |    |  |               |   |   |      |    |    |    |            |  |   |  |             |   |   |  |  |  |                |  |       |       |       |    |    |  |  |  |  |  |  |  |  |  |  |  |  |  |  |
| 24 Yvan Ouedraogo  | F 13:22 | 2-2                      | 0-0                       | 0-0           | 2 0 2              | 2 2 4       | 0           | 5                        | 0  | 0  | 0            | 1   | 1st FG%                 | 13-31 | 41.9% |  |   |  |     |      |             |  |     |      |                          |  |  |              |  |                          |                           |           |    |    |             |  |  |                  |  |                          |                          |       |    |    |     |    |    |    |              |  |    |  |               |   |   |      |    |    |    |            |  |   |  |             |   |   |  |  |  |                |  |       |       |       |    |    |  |  |  |  |  |  |  |  |  |  |  |  |  |  |
| 30 Gabe McGlothlan   | F 25:42 | 4-8                      | 0-3                       | 0-0           | 0 5 5              | 4 0 8       | 1           | 3                        | 0  | 0  | 0            | 8   | 3PT%                    | 2-12  | 16.7% |  |   |  |     |      |             |  |     |      |                          |  |  |              |  |                          |                           |           |    |    |             |  |  |                  |  |                          |                          |       |    |    |     |    |    |    |              |  |    |  |               |   |   |      |    |    |    |            |  |   |  |             |   |   |  |  |  |                |  |       |       |       |    |    |  |  |  |  |  |  |  |  |  |  |  |  |  |  |
| 0 Sean Miller-Moore  | G 17:34 | 1-2                      | 0-0                       | 0-0           | 0 7 7              | 2 0 2       | 0           | 2                        | 0  | 0  | 0            | -4  | FT%                     | 4-7   | 57.1% |  |   |  |     |      |             |  |     |      |                          |  |  |              |  |                          |                           |           |    |    |             |  |  |                  |  |                          |                          |       |    |    |     |    |    |    |              |  |    |  |               |   |   |      |    |    |    |            |  |   |  |             |   |   |  |  |  |                |  |       |       |       |    |    |  |  |  |  |  |  |  |  |  |  |  |  |  |  |
| 10 Jovan Blacksher Jr.   | G 39:24 | 5-17                     | 1-6                       | 2-3           | 1 5 6              | 4 3 13      | 6           | 1                        | 2  | 0  | 2            | 2   | 2nd FG%                 | 11-28 | 39.3% |  |   |  |     |      |             |  |     |      |                          |  |  |              |  |                          |                           |           |    |    |             |  |  |                  |  |                          |                          |       |    |    |     |    |    |    |              |  |    |  |               |   |   |      |    |    |    |            |  |   |  |             |   |   |  |  |  |                |  |       |       |       |    |    |  |  |  |  |  |  |  |  |  |  |  |  |  |  |
| 11 Holland Woods   | G 32:44 | 5-12                     | 2-6                       | 3-6           | 1 2 3              | 2 6 15      | 1           | 1                        | 3  | 0  | 0            | 5   | 3PT%                    | 2-9   | 22.2% |  |   |  |     |      |             |  |     |      |                          |  |  |              |  |                          |                           |           |    |    |             |  |  |                  |  |                          |                          |       |    |    |     |    |    |    |              |  |    |  |               |   |   |      |    |    |    |            |  |   |  |             |   |   |  |  |  |                |  |       |       |       |    |    |  |  |  |  |  |  |  |  |  |  |  |  |  |  |
| 1 Dima Zdor  | 23:00   | 4-5                      | 0-0                       | 0-1           | 2 4 6              | 0 2 8       | 0           | 1                        | 0  | 0  | 0            | 4   | GM FG%                  | 24-59 | 40.7% |  |   |  |     |      |             |  |     |      |                          |  |  |              |  |                          |                           |           |    |    |             |  |  |                  |  |                          |                          |       |    |    |     |    |    |    |              |  |    |  |               |   |   |      |    |    |    |            |  |   |  |             |   |   |  |  |  |                |  |       |       |       |    |    |  |  |  |  |  |  |  |  |  |  |  |  |  |  |
| 35 Taeshon Cherry  | 14:18   | 2-6                      | 1-4                       | 2-2           | 1 1 2              | 0 1 7       | 1           | 0                        | 0  | 0  | 0            | -5  | 3PT%                    | 4-21  | 19.0% |  |   |  |     |      |             |  |     |      |                          |  |  |              |  |                          |                           |           |    |    |             |  |  |                  |  |                          |                          |       |    |    |     |    |    |    |              |  |    |  |               |   |   |      |    |    |    |            |  |   |  |             |   |   |  |  |  |                |  |       |       |       |    |    |  |  |  |  |  |  |  |  |  |  |  |  |  |  |
| 55 Walter Ellis  | 01:01   | 0-0                      | 0-0                       | 0-0           | 0 0 0              | 0 0 0       | 0           | 0                        | 0  | 0  | 0            | 0   | FT%                     | 7-12  | 58.3% |  |   |  |     |      |             |  |     |      |                          |  |  |              |  |                          |                           |           |    |    |             |  |  |                  |  |                          |                          |       |    |    |     |    |    |    |              |  |    |  |               |   |   |      |    |    |    |            |  |   |  |             |   |   |  |  |  |                |  |       |       |       |    |    |  |  |  |  |  |  |  |  |  |  |  |  |  |  |
| 5 Jalen Blackmon   | 04:20   | 0-0                      | 0-0                       | 0-0           | 0 1 1              | 0 0 0       | 0           | 2                        | 1  | 0  | 0            | -4  | Dead Ball Rebounds: 3.0 |       |       |  |   |  |     |      |             |  |     |      |                          |  |  |              |  |                          |                           |           |    |    |             |  |  |                  |  |                          |                          |       |    |    |     |    |    |    |              |  |    |  |               |   |   |      |    |    |    |            |  |   |  |             |   |   |  |  |  |                |  |       |       |       |    |    |  |  |  |  |  |  |  |  |  |  |  |  |  |  |
| Team   |         |                          |                           |               | 5 2 7              |             |             |                          | 0  |    |              |     | Technical Fouls: NONE   |       |       |  |   |  |     |      |             |  |     |      |                          |  |  |              |  |                          |                           |           |    |    |             |  |  |                  |  |                          |                          |       |    |    |     |    |    |    |              |  |    |  |               |   |   |      |    |    |    |            |  |   |  |             |   |   |  |  |  |                |  |       |       |       |    |    |  |  |  |  |  |  |  |  |  |  |  |  |  |  |
| Totals   |         | 24-59                    | 4-21                      | 7-12          | 14 32 46           | 19 16 59    | 13          | 17                       | 6  | 1  | 4            | 3   | Totals                  |       |       |  |   |  |     |      |             |  |     |      |                          |  |  |              |  |                          |                           |           |    |    |             |  |  |                  |  |                          |                          |       |    |    |     |    |    |    |              |  |    |  |               |   |   |      |    |    |    |            |  |   |  |             |   |   |  |  |  |                |  |       |       |       |    |    |  |  |  |  |  |  |  |  |  |  |  |  |  |  |
| Pepperdine - 56  |         |                          |                           |               |                    |             |             |                          |    |    |              |     |                         |       |       |  | Record: 2-6   |  |     |      |             |  |     |      |                          |  |  |              |  |                          |                           |           |    |    |             |  |  |                  |  |                          |                          |       |    |    |     |    |    |    |              |  |    |  |               |   |   |      |    |    |    |            |  |   |  |             |   |   |  |  |  |                |  |       |       |       |    |    |  |  |  |  |  |  |  |  |  |  |  |  |  |  |
| NO. Name   | Min     | FG M-A                   | 3P M-A                    | FT M-A        | Rebounds OR DR TOT | Fouls PF FD | TP          | AS                       | TO | ST | Blocks BS BA | +/- | Shooting By Period      |       |       |  |   |  |     |      |             |  |     |      |                          |  |  |              |  |                          |                           |           |    |    |             |  |  |                  |  |                          |                          |       |    |    |     |    |    |    |              |  |    |  |               |   |   |      |    |    |    |            |  |   |  |             |   |   |  |  |  |                |  |       |       |       |    |    |  |  |  |  |  |  |  |  |  |  |  |  |  |  |
| 3 Keith Fisher III   | F 30:21 | 4-8                      | 1-4                       | 4-4           | 1 2 3              | 3 6 13      | 1           | 1                        | 0  | 0  | 0            | -7  | 1st FG%                 | 11-32 | 34.4% |  |   |  |     |      |             |  |     |      |                          |  |  |              |  |                          |                           |           |    |    |             |  |  |                  |  |                          |                          |       |    |    |     |    |    |    |              |  |    |  |               |   |   |      |    |    |    |            |  |   |  |             |   |   |  |  |  |                |  |       |       |       |    |    |  |  |  |  |  |  |  |  |  |  |  |  |  |  |
| 31 Jan Zidek   | F 25:30 | 2-9                      | 0-3                       | 4-4           | 2 0 2              | 1 5 8       | 0           | 2                        | 0  | 0  | 0            | -6  | 3PT%                    | 3-13  | 23.1% |  |   |  |     |      |             |  |     |      |                          |  |  |              |  |                          |                           |           |    |    |             |  |  |                  |  |                          |                          |       |    |    |     |    |    |    |              |  |    |  |               |   |   |      |    |    |    |            |  |   |  |             |   |   |  |  |  |                |  |       |       |       |    |    |  |  |  |  |  |  |  |  |  |  |  |  |  |  |
| 0 Houston Mallette   | G 31:44 | 4-11                     | 1-6                       | 2-2           | 0 4 4              | 1 1 11      | 3           | 1                        | 2  | 0  | -1           | -1  | FT%                     | 5-6   | 83.3% |  |   |  |     |      |             |  |     |      |                          |  |  |              |  |                          |                           |           |    |    |             |  |  |                  |  |                          |                          |       |    |    |     |    |    |    |              |  |    |  |               |   |   |      |    |    |    |            |  |   |  |             |   |   |  |  |  |                |  |       |       |       |    |    |  |  |  |  |  |  |  |  |  |  |  |  |  |  |
| 1 Mike Mitchell Jr.  | G 36:21 | 2-7                      | 1-2                       | 0-0           | 0 3 3              | 2 0 5       | 5           | 2                        | 1  | 0  | 1            | -2  | 2nd FG%                 | 9-25  | 36.0% |  |   |  |     |      |             |  |     |      |                          |  |  |              |  |                          |                           |           |    |    |             |  |  |                  |  |                          |                          |       |    |    |     |    |    |    |              |  |    |  |               |   |   |      |    |    |    |            |  |   |  |             |   |   |  |  |  |                |  |       |       |       |    |    |  |  |  |  |  |  |  |  |  |  |  |  |  |  |
| 5 Jade' Smith  | G 26:04 | 0-4                      | 0-1                       | 0-2           | 2 3 5              | 3 3 0       | 0           | 1                        | 2  | 0  | 0            | -7  | 3PT%                    | 2-11  | 18.2% |  |   |  |     |      |             |  |     |      |                          |  |  |              |  |                          |                           |           |    |    |             |  |  |                  |  |                          |                          |       |    |    |     |    |    |    |              |  |    |  |               |   |   |      |    |    |    |            |  |   |  |             |   |   |  |  |  |                |  |       |       |       |    |    |  |  |  |  |  |  |  |  |  |  |  |  |  |  |
| 24 Maxwell Lewis   | 19:49   | 3-9                      | 2-6                       | 0-0           | 0 1 1              | 1 1 8       | 1           | 2                        | 2  | 0  | 0            | -2  | GM FG%                  | 20-57 | 35.1% |  |   |  |     |      |             |  |     |      |                          |  |  |              |  |                          |                           |           |    |    |             |  |  |                  |  |                          |                          |       |    |    |     |    |    |    |              |  |    |  |               |   |   |      |    |    |    |            |  |   |  |             |   |   |  |  |  |                |  |       |       |       |    |    |  |  |  |  |  |  |  |  |  |  |  |  |  |  |
| 34 Victor Oha Obioha   | 24:09   | 5-8                      | 0-2                       | 1-2           | 7 8 4              | 3 11 0      | 1           | 1                        | 2  | 0  | 0            | 7   | 3PT%                    | 5-24  | 20.8% |  |   |  |     |      |             |  |     |      |                          |  |  |              |  |                          |                           |           |    |    |             |  |  |                  |  |                          |                          |       |    |    |     |    |    |    |              |  |    |  |               |   |   |      |    |    |    |            |  |   |  |             |   |   |  |  |  |                |  |       |       |       |    |    |  |  |  |  |  |  |  |  |  |  |  |  |  |  |
| 22 Majok Deng  | 06:02   | 0-2                      | 0-2                       | 0-0           | 1 1 2              | 1 0 0       | 0           | 2                        | 0  | 0  | 0            | 3   | FT%                     | 11-14 | 78.6% |  |   |  |     |      |             |  |     |      |                          |  |  |              |  |                          |                           |           |    |    |             |  |  |                  |  |                          |                          |       |    |    |     |    |    |    |              |  |    |  |               |   |   |      |    |    |    |            |  |   |  |             |   |   |  |  |  |                |  |       |       |       |    |    |  |  |  |  |  |  |  |  |  |  |  |  |  |  |
| Team   |         |                          |                           |               | 0 2 2              |             |             |                          | 0  |    |              |     | Dead Ball Rebounds: 1.0 |       |       |  |   |  |     |      |             |  |     |      |                          |  |  |              |  |                          |                           |           |    |    |             |  |  |                  |  |                          |                          |       |    |    |     |    |    |    |              |  |    |  |               |   |   |      |    |    |    |            |  |   |  |             |   |   |  |  |  |                |  |       |       |       |    |    |  |  |  |  |  |  |  |  |  |  |  |  |  |  |
| Totals   |         | 20-57                    | 5-24                      | 11-14         | 7 23 30            | 16 19 56    | 13          | 11                       | 6  | 4  | 1            | 3   | Technical Fouls: NONE   |       |       |  |   |  |     |      |             |  |     |      |                          |  |  |              |  |                          |                           |           |    |    |             |  |  |                  |  |                          |                          |       |    |    |     |    |    |    |              |  |    |  |               |   |   |      |    |    |    |            |  |   |  |             |   |   |  |  |  |                |  |       |       |       |    |    |  |  |  |  |  |  |  |  |  |  |  |  |  |  |
| <table border="1"> <thead> <tr> <th colspan="2"></th> <th>GCU</th> <th>PEPP</th> <th colspan="2">Points from</th> <th>GCU</th> <th>PEPP</th> <th colspan="3">Period by Period Scoring</th> </tr> <tr> <th colspan="2">Biggest lead</th> <td>8 (1<sup>st</sup> 9:31)</td> <td>3 (1<sup>st</sup> 13:25)</td> <th>Turnovers</th> <td>10</td> <td>13</td> <th colspan="3">1st 2nd TOT</th> </tr> <tr> <th colspan="2">Best Scoring Run</th> <td>8 (1<sup>st</sup> 9:31)</td> <td>6 (1<sup>st</sup> 4:09)</td> <th>Paint</th> <td>34</td> <td>20</td> <td>GCU</td> <td>32</td> <td>27</td> <td>59</td> </tr> <tr> <th colspan="2">Lead Changes</th> <td>10</td> <td></td> <th>Second Chance</th> <td>6</td> <td>2</td> <td>PEPP</td> <td>30</td> <td>26</td> <td>56</td> </tr> <tr> <th colspan="2">Times Tied</th> <td>7</td> <td></td> <th>Fast Breaks</th> <td>8</td> <td>0</td> <td colspan="3"></td> </tr> <tr> <th colspan="2">Time with Lead</th> <td>27:41</td> <td>05:08</td> <th>Bench</th> <td>17</td> <td>19</td> <td colspan="3"></td> </tr> </thead> <tbody> <tr> <td colspan="2"></td> <td></td> <td></td> <td></td> <td></td> <td></td> <td></td> <td></td> <td></td> <td></td> </tr> </tbody> </table> |         |                          |                           |               |                    |             |             |                          |    |    |              |     |                         |       |       |  |   |  | GCU | PEPP | Points from |  | GCU | PEPP | Period by Period Scoring |  |  | Biggest lead |  | 8 (1 <sup>st</sup> 9:31) | 3 (1 <sup>st</sup> 13:25) | Turnovers | 10 | 13 | 1st 2nd TOT |  |  | Best Scoring Run |  | 8 (1 <sup>st</sup> 9:31) | 6 (1 <sup>st</sup> 4:09) | Paint | 34 | 20 | GCU | 32 | 27 | 59 | Lead Changes |  | 10 |  | Second Chance | 6 | 2 | PEPP | 30 | 26 | 56 | Times Tied |  | 7 |  | Fast Breaks | 8 | 0 |  |  |  | Time with Lead |  | 27:41 | 05:08 | Bench | 17 | 19 |  |  |  |  |  |  |  |  |  |  |  |  |  |  |
|  |         | GCU                      | PEPP                      | Points from   |                    | GCU         | PEPP        | Period by Period Scoring |    |    |              |     |                         |       |       |  |   |  |     |      |             |  |     |      |                          |  |  |              |  |                          |                           |           |    |    |             |  |  |                  |  |                          |                          |       |    |    |     |    |    |    |              |  |    |  |               |   |   |      |    |    |    |            |  |   |  |             |   |   |  |  |  |                |  |       |       |       |    |    |  |  |  |  |  |  |  |  |  |  |  |  |  |  |
| Biggest lead   |         | 8 (1 <sup>st</sup> 9:31) | 3 (1 <sup>st</sup> 13:25) | Turnovers     | 10                 | 13          | 1st 2nd TOT |                          |    |    |              |     |                         |       |       |  |   |  |     |      |             |  |     |      |                          |  |  |              |  |                          |                           |           |    |    |             |  |  |                  |  |                          |                          |       |    |    |     |    |    |    |              |  |    |  |               |   |   |      |    |    |    |            |  |   |  |             |   |   |  |  |  |                |  |       |       |       |    |    |  |  |  |  |  |  |  |  |  |  |  |  |  |  |
| Best Scoring Run   |         | 8 (1 <sup>st</sup> 9:31) | 6 (1 <sup>st</sup> 4:09)  | Paint         | 34                 | 20          | GCU         | 32                       | 27 | 59 |              |     |                         |       |       |  |   |  |     |      |             |  |     |      |                          |  |  |              |  |                          |                           |           |    |    |             |  |  |                  |  |                          |                          |       |    |    |     |    |    |    |              |  |    |  |               |   |   |      |    |    |    |            |  |   |  |             |   |   |  |  |  |                |  |       |       |       |    |    |  |  |  |  |  |  |  |  |  |  |  |  |  |  |
| Lead Changes   |         | 10                       |                           | Second Chance | 6                  | 2           | PEPP        | 30                       | 26 | 56 |              |     |                         |       |       |  |   |  |     |      |             |  |     |      |                          |  |  |              |  |                          |                           |           |    |    |             |  |  |                  |  |                          |                          |       |    |    |     |    |    |    |              |  |    |  |               |   |   |      |    |    |    |            |  |   |  |             |   |   |  |  |  |                |  |       |       |       |    |    |  |  |  |  |  |  |  |  |  |  |  |  |  |  |
| Times Tied   |         | 7                        |                           | Fast Breaks   | 8                  | 0           |             |                          |    |    |              |     |                         |       |       |  |   |  |     |      |             |  |     |      |                          |  |  |              |  |                          |                           |           |    |    |             |  |  |                  |  |                          |                          |       |    |    |     |    |    |    |              |  |    |  |               |   |   |      |    |    |    |            |  |   |  |             |   |   |  |  |  |                |  |       |       |       |    |    |  |  |  |  |  |  |  |  |  |  |  |  |  |  |
| Time with Lead   |         | 27:41                    | 05:08                     | Bench         | 17                 | 19          |             |                          |    |    |              |     |                         |       |       |  |   |  |     |      |             |  |     |      |                          |  |  |              |  |                          |                           |           |    |    |             |  |  |                  |  |                          |                          |       |    |    |     |    |    |    |              |  |    |  |               |   |   |      |    |    |    |            |  |   |  |             |   |   |  |  |  |                |  |       |       |       |    |    |  |  |  |  |  |  |  |  |  |  |  |  |  |  |
|  |         |                          |                           |               |                    |             |             |                          |    |    |              |     |                         |       |       |  |   |  |     |      |             |  |     |      |                          |  |  |              |  |                          |                           |           |    |    |             |  |  |                  |  |                          |                          |       |    |    |     |    |    |    |              |  |    |  |               |   |   |      |    |    |    |            |  |   |  |             |   |   |  |  |  |                |  |       |       |       |    |    |  |  |  |  |  |  |  |  |  |  |  |  |  |  |



## SUMMED UP

|                                |                               |
|--------------------------------|-------------------------------|
| WAC placing                    | t-1st                         |
| Current streak                 | W-3                           |
| Longest win streak             | 3 games, 2x, last: 11/24-pres |
| Longest losing streak          | 1 game, 11/22                 |
| Last 5                         | 4-1                           |
| Last 10                        | 6-1                           |
| In weekend games (Fri/Sat/Sun) | 2-0                           |
| In weekday games (Mon-Thu)     | 4-1                           |

## QUICK FACTS

## ATHLETIC COMMUNICATIONS



Primary contact Josh Hauser  
 Email [josh.hauser@gcu.edu](mailto:josh.hauser@gcu.edu)  
 Office phone (602) 639-8328  
 Cell phone (503) 734-8587



Secondary contact Jerob Moon  
 Email [jerob.moon2@gcu.edu](mailto:jerob.moon2@gcu.edu)  
 Office phone (602) 639-7521  
 Cell phone (208) 553-2147

## UNIVERSITY INFORMATION

|                   |  |
|-------------------|--|
| School            | Grand Canyon University                                |
| Location          | Phoenix, Ariz.   |
| Founded           | 1949   |
| Enrollment        | 23,500   |
| President         | Brian Mueller  |
| VP of Athletics   | Jamie Boggs  |
| Affiliation       | NCAA Division I  |
| Nickname          | Lopes  |
| Mascot            | Thunder  |
| Colors            | Purple, Black & White                                  |
| Conference        | Western Athletic Conference (WAC)                      |
| Athletics website | <a href="http://www.GCULopes.com">www.GCULopes.com</a> |

## PROGRAM HISTORY

|  |                  |
|--|------------------|
| First year                             | 1949-50          |
| All-Time record                        | 1,223-765 (.615) |
| Division I                             | 159-97 (.621)    |
| WAC                                    | 76-40 (.655)     |
| Regular season conference titles (D-I) | 1 (2021)         |
| Tournament conference titles (D-I)     | 1 (2021)         |
| National championships (NAIA)          | 3                |

## SCOUTING THE ROADRUNNERS

## 2021-22 NOTES

|         |           |
|---------|-----------|
| Record  | 5-3 (0-0) |
| Home    | 5-2       |
| Away    | 0-1       |
| Neutral | 0-0       |

## 2020-21 NOTES

|                    |                        |
|--------------------|------------------------|
| Record             | 15-11 (9-7)            |
| Conference placing | 7th of 14              |
| Postseason         | C-USA Tournament (1-1) |

## SCHOOL NOTES

|            |                    |
|------------|--------------------|
| Location   | San Antonio, Texas |
| Conference | Conference USA     |
| Enrollment | 34,734             |

## COACH NOTES

|                    |              |
|--------------------|--------------|
| Head coach         | Steve Henson |
| Season             | 6th at UTSA  |
| Record at school   | 84-82 (.506) |
| NCAA career record | same         |

## AT-A-GLANCE

- » UTSA has won four of its past five games.
- » The Roadrunners have equaled their best start since the 2017-18 team went 5-3. It marks just the second time UTSA has won five of its first eight games in the last 10 years.
- » The Roadrunners are coming off wins over Lamar last Wednesday and a win over St. Mary's [Texas] on Monday night. UTSA has ridden strong performances from junior guard Dhieu Deing in each of the wins, with Deing going for 26 points in the Lamar win and a career-high 27 points and 11 rebounds in the win over St. Mary's.
- » The game marks a homecoming to Phoenix for UTSA freshman guards Lamin Sabally, a product of Bella Vista Prep, and Christian Tucker, who prepped at Gilbert Perry High School in Chandler, Ariz. Sabally was a three-star prospect according to 247Sports, who ranked him as the 12th-best prospect in Arizona. Sabally has started two straight games for the Roadrunners after coming off the bench in three outings.

## LAST TIME OUT

- » Dhieu Deing had a double-double and a career-high 27 points to help lead UTSA men's basketball to 75-65 win over St. Mary's [Texas], a Division II school.

## SERIES HISTORY



| RECORD | STREAK | H  | A  | N  |
|--------|--------|----|----|----|
| --     | --     | -- | -- | -- |

| FIRST MATCHUP | LATEST MATCHUP |
|---------------|----------------|
| --            | --             |
| --            | --             |

## MEASURED

- » Longest GCU win streak
- » Largest GCU win
- » Largest UTSA win
- » Bryce Drew vs. UTSA
- » Steve Henson vs. GCU
- » Bryce Drew vs. Steve Henson

## LAST TIME THEY MET

--

## ALL-TIME MEETINGS





| NO. | NAME                                | POS. | HT.  | WT. | YR.    | HOMETOWN          | HIGH SCHOOL / PREVIOUS                           |
|-----|-------------------------------------|------|------|-----|--------|-------------------|--|
| 0   | <a href="#">Sean Miller-Moore</a>   | G    | 6-4  | 210 | 5th    | Toronto, Ontario  | Thornlea Secondary / Oregon State                |
| 1   | <a href="#">Dima Zdor</a>           | F/C  | 6-10 | 230 | Sr.*   | Yalta, Ukraine    | Saint James / Weber State<br>DEE-ma za-DORE      |
| 2   | <a href="#">Chance McMillian</a>    | G    | 6-3  | 185 | So.*   | Vallejo, Calif.   | Jesse Bethel / Golden State Prep<br>mc-MILL-inn  |
| 3   | <a href="#">Kobe Knox</a>           | G    | 6-5  | 185 | Fr.    | Tampa, Fla.       | Tampa Catholic / Bosco Institute                 |
| 5   | <a href="#">Jalen Blackmon</a>      | G    | 6-3  | 180 | Fr.    | Marion, Ind.      | Marion<br>BLACK-minn                             |
| 10  | <a href="#">Jovan Blacksher Jr.</a> | G    | 5-11 | 165 | Jr.*   | Oakland, Calif.   | Shadow Mountain<br>BLACK-sure                    |
| 11  | <a href="#">Holland Woods II</a>    | G    | 6-1  | 190 | 5th    | Phoenix, Ariz.    | Apollo / Portland St. / Ariz. St.                |
| 13  | <a href="#">Aidan Igiehon</a>       | F    | 6-10 | 245 | Jr.*   | Dublin, Ireland   | Lawrence Woodmere / Louisville<br>ee-GYAY-hawn   |
| 14  | <a href="#">Jayden Stone</a>        | G    | 6-4  | 195 | So.*   | Perth, Australia  | Sunrise Christian                                |
| 15  | <a href="#">Raef Gerdes</a>         | F    | 6-7  | 185 | Sr.*   | Lee's Summit, Mo. | Summit Christian<br>GERR-diss                    |
| 21  | <a href="#">Liam Lloyd</a>          | G    | 6-5  | 200 | So.*   | Spokane, Wash.    | Gonzaga Prep                                     |
| 24  | <a href="#">Yvan Ouedraogo</a>      | F    | 6-9  | 255 | Jr.*   | Bordeaux, France  | NISEP / Nebraska<br>I-van WOO-drah-oh-go         |
| 30  | <a href="#">Gabe McGlothan</a>      | F    | 6-7  | 230 | R-Jr.* | Gilbert, Ariz.    | Basha / Southeast Missouri State<br>mc-GLAW-thin |
| 31  | <a href="#">Ethan Spry</a>          | F    | 6-7  | 215 | Jr.*   | Phoenix, Ariz.    | Scottsdale Christian                             |
| 33  | <a href="#">Isaiah Shaw</a>         | G    | 6-7  | 190 | Fr.    | Rome, Italy       | Davidson Academy / PHH Prep                      |
| 35  | <a href="#">Taeshon Cherry</a>      | F    | 6-8  | 225 | Sr.*   | El Cajon, Calif.  | Foothills Christian / Arizona State<br>TAY-shawn |
| 55  | <a href="#">Walter Ellis</a>        | G    | 6-5  | 190 | Sr.*   | Granger, Ind.     | Brewster Academy / Bucknell                      |

\* denotes student-athlete has one year of COVID eligibility available

| NAME                          | POSITION        | ALMA MATER          | SEASON |
|-------------------------------|-----------------|---------------------|--------|
| <a href="#">Bryce Drew</a>    | Head Coach      | Valparaiso (1998)   | 2nd    |
| <a href="#">Jamall Walker</a> | Assistant Coach | Saint Louis (1999)  | 2nd    |
| <a href="#">Ed Schilling</a>  | Assistant Coach | Miami (Ohio) (1988) | 2nd    |
| <a href="#">Casey Shaw</a>    | Assistant Coach | Toledo (1998)       | 2nd    |

| NAME                             | POSITION                       | ALMA MATER     | SEASON |
|----------------------------------|--------------------------------|----------------|--------|
| <a href="#">Ryne Lightfoot</a>   | Director of Player Development | Bethel (Ind.)  | 2nd    |
| <a href="#">Peyton Prudhomme</a> | Director of Video Operations   | Texas Wesleyan | 2nd    |
| <a href="#">Kylan Butler</a>     | Director of Recruiting         | Indianapolis   | 1st    |
| <a href="#">Ethan Cisneros</a>   | Graduate Manager               | Grand Canyon   | 1st    |
| <a href="#">Geordie Hackett</a>  | Athletic Trainer               | Springfield    | 17th   |
| <a href="#">Jordan Jackson</a>   | Strength & Conditioning Coach  | CSUN           | 2nd    |
| <a href="#">Matt Huss</a>        | Student Manager                | --             | 4th    |
| <a href="#">Preston Kliewer</a>  | Student Manager                | --             | 2nd    |



0

SEAN  
MILLER-MOORE

G • 6-4 • 210 • 5th  
Toronto, Canada



1

DIMA  
ZDOR

F/C • 6-10 • 230 • Sr.\*  
Yalta, Ukraine



2

CHANCE  
McMILLIAN

G • 6-3 • 185 • So.\*  
Vallejo, Calif.



3

KOBE  
KNOX

G • 6-5 • 185 • Fr.  
Tampa, Fla.



4

*In memory of*  
OSCAR  
FRAYER  
1998-2021



5

JALEN  
BLACKMON

G • 6-3 • 180 • Fr.  
Marion, Ind.



10

JOVAN  
BLACKSHER JR.

G • 5-11 • 165 • Jr.\*  
Oakland, Calif.



11

HOLLAND  
WOODS II

G • 6-1 • 190 • 5th  
Phoenix, Ariz.



13

AIDAN  
IGIEHON

F • 6-10 • 245 • Jr.\*  
Dublin, Ireland



14

JAYDEN  
STONE

G • 6-4 • 195 • So.\*  
Perth, Australia



15

RAEF  
GERDES

F • 6-7 • 185 • Sr.\*  
Lee's Summit, Mo.



21

LIAM  
LLOYD

G • 6-5 • 200 • So.\*  
Spokane, Wash.



24

YVAN  
OUEDRAOGO

F • 6-9 • 255 • Jr.\*  
Bordeaux, France



30

GABE  
McGLOTHLAN

F • 6-7 • 230 • R-Jr.\*  
Gilbert, Ariz.



31

ETHAN  
SPRY

F • 6-7 • 215 • Jr.\*  
Phoenix, Ariz.



33

ISAIAH  
SHAW

F • 6-7 • 190 • Fr.  
Rome, Italy



35

TAESHON  
CHERRY

F • 6-8 • 225 • Sr.\*  
El Cajon, Calif.



55

WALTER  
ELLIS

G • 6-5 • 190 • Sr.\*  
Granger, Ind.

\* denotes player has COVID year of eligibility still remaining that is not reflected

MEN'S BASKETBALL STAFF



BRYCE  
DREW

Head Coach  
2nd season



JAMALL  
WALKER

Assistant Coach  
2nd season



ED  
SCHILLING

Assistant Coach  
2nd season



CASEY  
SHAW

Assistant Coach  
2nd season



RYNE  
LIGHTFOOT

Dir. of Player  
Development  
2nd season



PEYTON  
PRUDHOMME

Dir. of Video  
Operations  
2nd season



KYLEN  
BUTLER

Dir. of Recruiting  
1st season



ETHAN  
CISNEROS

Graduate Manager  
1st season



GEORDIE  
HACKETT

Athletic Trainer  
17th season



JORDAN  
JACKSON

Strength Coach  
2nd season





» PRESEASON ALL-WAC HONOREES

The Lopes fared well in the All-WAC preseason polling of the conference's head coaches. GCU is slotted in at No. 2 in the WAC standings with two players earning preseason recognition in the expanded conference.

**Jovan Blacksher Jr. - Preseason All-WAC first team (consensus)**

Blacksher progressed from WAC Freshman of the Year to earning All-WAC second team and WAC Tournament Most Valuable Player last season. He ranked second in the WAC and 31st nationally at 5.4 assists per game, a 50% bump from his freshman year while also increasing his scoring and steals averages to 12.0 and 1.6, respectively. He also improved to 80.7% free-throw shooting and 32.3 3-point shooting.



Blacksher Jr.

**Hollands Woods II - Preseason All-WAC second team (media)**

Woods, a graduate of nearby Apollo High School, started 12 of 25 games as an ASU senior last season while shooting 32% on a 3-pointers. The graduate transfer was Portland State's playmaker for his first three seasons, culminating in a 2019-20 campaign with averages of 17.7 points, 5.2 assists and 2.1 steals. Entering GCU with 99 career starts, Woods ranks 23rd in the nation for career points (1,555).



Woods II

PRESEASON COACHES POLL

| Rank | School                        | Points |
|------|-------------------------------|--------|
| 1    | New Mexico State (8)          | 138    |
| 2    | <b>GCU Grand Canyon (3)</b>   | 131    |
| 3    | Stephen F. Austin (1)         | 106    |
| 4    | Utah Valley                   | 103    |
| 5    | Abilene Christian (1)         | 92     |
| 6    | Seattle U                     | 90     |
| 7    | Sam Houston                   | 86     |
| 8    | <b>CBU California Baptist</b> | 84     |
| t-9  | Tarleton                      | 48     |
|      | UT Rio Grande Valley          | 48     |
| 11   | Lamar                         | 41     |
| 12   | Dixie State                   | 35     |
| 13   | Chicago State                 | 12     |

» WOODS CLIMBING SCORING CHARTS

Graduate guard **Holland Woods II** is one of two players on the GCU roster (Sean Miller-Moore) utilizing his fifth year of eligibility due to the NCAA's blanket COVID waiver.

What that means is the former prolific scorer at Portland State gets yet another year to add to his career totals. With 1,387 points in his three-year career with the Vikings and 168 more with Arizona State last season, Woods ranks 29th in career scoring among active Division I players.



Woods II

» SCHEDULE SNEAKY GOOD

GCU has compiled one of its best nonconference schedules to date, not packing the calendar with flashy top-five teams, but rather other high-level mid-major schools.

TOP NONCONFERENCE OPPONENTS

| Opponent         | 2020-21 NET | Date / Location   | RESULT  |
|------------------|-------------|-------------------|---------|
| Pepperdine       | 94          | Nov. 27 / Away    | W 59-56 |
| Loyola Marymount | 95          | Nov. 29 / Away    | W 78-72 |
| Arizona State    | 99          | Dec. 9 / Away     |         |
| Nevada           | 101         | Dec. 21 / Away    |         |
| San Francisco    | 104         | Dec. 18 / Neutral |         |

» TRANSFER PALOOZA

While the Lopes have to fill the shoes of Alessandro Lever, Asbjørn Midtgaard, Oscar Frayer and others, they have gone to the transfer portal and found Power Five talent to fill the 2021-22 roster.

GCU and New Mexico are the only two mid-major schools to pull four Power Five transfers this offseason.

"It's been everything I thought it would be and more," Arizona State transfer **Taeshon Cherry** said. "Coach Drew is a great coach. The coaching staff is great. All my teammates have accepted me so I feel like everything's great. I'm so much more happy and so thankful for this opportunity. I'm going to capitalize it."

"I'm just amazed by how detailed Coach is," Louisville transfer **Aidan Igiehon** said. "That's the next step for me. I have other physical tools to jump high, run and shoot. But for him, it's the details. For someone who hasn't played basketball that long, that's what I need."



Cherry Igiehon



Ouedraogo Woods II

POWER FIVE TRANSFER TRACKER

| No. | School              | From...  |
|-----|---------------------|--|
| 4   | New Mexico          | Arizona State, Kansas, Minnesota, TCU            |
| 4   | Texas A&M           | Arkansas, Duke, Mississippi State, Virginia Tech |
| 4   | TCU                 | Butler, Texas A&M, Texas Tech, Vanderbilt        |
| 4   | Iowa State          | Kansas, Minnesota, Penn State, Washington State  |
| 4   | <b>Grand Canyon</b> | <b>Arizona State (x2), Louisville, Nebraska</b>  |

» BLACKSHER RISING

Now in his third season running the show for GCU, junior guard **Jovan Blacksher Jr.** has already made his mark on the program and looks to continue his rise in 2021-22.

"Jovan finished the year playing his best basketball of the season," GCU head coach Bryce Drew said of Blacksher averaging 17.0 points in the WAC Tournament with one turnover. "He has taken another big jump this summer with his leadership, being more vocal with the team, and his overall skill set. We're really happy with where Jovan is at going into the season."

Blacksher was named the WAC Tournament MVP for his poise and scoring and parlayed the success into his first Preseason All-WAC first-team accolade. He's piling up the honors in his Lopes career with a WAC Freshman of the Year honor from 2019-20 and an All-WAC second-team selection from last season.



Blacksher Jr.

MILESTONE WATCH

| Category            | Current Holder  | Record | Blacksher   |
|---------------------|-----------------|--------|-------------|
| Career Assists (D1) | DeWayne Russell | 423    | 267 (2nd)   |
| Career Steals (D1)  | DeWayne Russell | 119    | 100 (t-4th) |

» HAVOCS HYPED FOR HOOPS

After a year of limited capacity for basketball games, the GCU Havocs student section showed it's more than ready for a return to GCU Arena.

Havocs Pro Passes — which range from \$35 to \$90 and ensure priority access for ticket reservations — sold out in minutes in two September releases. 3,500 were released to excited GCU students.

They are simply the best fans in the nation," **Chance McMillian** said. "The energy that they give off is contagious, which trickles down to our players and our coaching staff. The Havocs are the catalysts to us making electrifying plays down the stretch. I am really excited to play in front of them."



## » DANCING FOR THE FIRST TIME

In only their third chance at qualifying for the Division I NCAA Tournament, the Lopes went dancing last season. GCU and Hartford were the only two schools in the tournament's field to be dancing for the first time. The Lopes were one of eight schools who secured their best seed in school history.

## NEW HEIGHTS: SCHOOLS WITH BEST EVER SEED IN 2021

| School              | Seed      |
|---------------------|-----------|
| Baylor              | 1         |
| Colorado            | 5         |
| St. Bonaventure     | 9         |
| North Texas         | 13        |
| Abilene Christian   | 14        |
| Colgate             | 14        |
| <b>Grand Canyon</b> | <b>15</b> |
| Hartford            | 16        |

## » LAST YEAR: SHOOT WELL, DEFEND WELL

It was evident that GCU head coach Bryce Drew instilled two things in his first season leading the Lopes in 2020-21: quality shot selection and good defense.

The Lopes were the only team in the nation that could claim they ranked in the top 15 in two categories: field goal percentage AND field goal percentage defense.

| TEAM FG % |                     |             | OPPONENT FG % |                     |             |
|-----------|---------------------|-------------|---------------|---------------------|-------------|
| Rank      | Team                | Pct.        | Rank          | Team                | Pct.        |
| 1         | Gonzaga             | 54.9        | 1             | Houston             | 37.8        |
| 2         | Stephen F. Austin   | 52.1        | <b>2</b>      | <b>Grand Canyon</b> | <b>38.3</b> |
| 3         | Weber State         | 50.5        | 3             | Saint Peter's       | 38.6        |
| 4         | Purdue Fort Wayne   | 50.1        | 4             | UC Irvine           | 38.7        |
| 5         | Illinois            | 50.0        | 5             | Memphis             | 38.9        |
| 6         | Loyola Chicago      | 49.8        | 6             | St. Bonaventure     | 38.9        |
| 7         | South Dakota State  | 49.8        | 7             | Coastal Carolina    | 39.0        |
| 8         | Murray State        | 49.7        | 8             | Quinnipiac          | 39.0        |
| 9         | Kansas City         | 49.7        | 9             | USC                 | 39.0        |
| 10        | Campbell            | 49.6        | 10            | Utah State          | 39.0        |
| 11        | McNeese             | 49.3        | 11            | Marist              | 39.2        |
| 12        | Colgate             | 49.3        | 12            | San Diego State     | 39.2        |
| 13        | Belmont             | 48.9        | 13            | Michigan            | 39.3        |
| <b>14</b> | <b>Grand Canyon</b> | <b>48.8</b> | 14            | Alabama A&M         | 39.3        |
| 15        | Liberty             | 48.7        | 15            | Jackson State       | 39.4        |

## » CAPABLE CAROUSEL OF GUARDS

For the past two seasons, **Jovan Blacksher Jr.** has run the Grand Canyon offense for 33 1/2 minutes per game and Lopes coaches and fans have held their breath for the other 6 1/2 minutes of a game.

This season's GCU backcourt offers a capable carousel of playmakers who can run the offense as point guards, allowing Blacksher to play off the ball more and enabling the Lopes to play faster with Blacksher, graduate student **Holland Woods II** and sophomore **Chance McMillian** each able to initiate fastbreaks or sets.

"Playing with Holland is amazing," Blacksher said. "He finds me. I find him. We both can set up the offense so it makes it easier. Most of my shots, I created for myself last year or off the dribble. As you see this year, I probably had five catch-and-shoots so it's different. I've been working on it, as you can tell."



Blacksher

Woods

McMillian

FOLLOW  
THE LOPEs

## OFFICIAL

Men's Basketball  
GCU Athletics

## TWITTER

@GCU\_MBB  
@GCU\_Lopes

## INSTAGRAM

@gcu\_mbb  
@gcu\_lopes

## GCU COVERAGE

Paul Coro

Lopes Insider

@paulcoro

Barry Buetel

TV play-by-play

@Barry\_Buetel

Scott Williams

TV analyst

@scottwill42

Kate Longworth

TV reporter

@KateLongworth

Michael Potter

Radio play-by-play

@michaelpotter

Richard Obert

Arizona Republic beat writer

@azc\_obert

## GCU STAFF

Bryce Drew

Head coach

@BryceDrewCoach

Jamall Walker

Assistant coach

@jamallwalker

Ed Schilling

Assistant coach

@CoachSchilling

Ryne Lightfoot

Director of player development

@Lightfr2

Peyton Prudhomme

Director of video

@coach\_prudhomme

Kylan Butler

Director of recruiting

@kylanbutler

## THE TEAM

Sean Miller-Moore

@RugzyMontvna

@rugzymm

Dima Zdor

@dima\_zdor

@metro\_024

Chance McMillian

@smoove\_chance3

@iamkingchance

Kobe Knox

@Kknox02

@thekobeknox

Jalen Blackmon

@Jalenblackmon1

@jalenblackmon1

Jovan Blacksher Jr.

@ytnunahead

@nuna\_head

Holland Woods II

@TheGreatBoodini

@hollandwoods\_23

Aidan Igiehon

@aidanigiehon

@aidanigiehon

Jayden Stone

@JaydenSballin

--

Raef Gerdes

@rg1fve

@raefgerdes

Liam Lloyd

@LiamLI0yd

@liam\_lloyd

Yvan Ouedraogo

@Yvanouedball

@easynavy

Gabe McGlothan

@GabeMcGlothan5

@gabemcglathan

Ethan Spry

@espry\_31

@espry\_31

Isaiah Shaw

@isaiah\_shaw08

@isaiah.shaw08

Taeshon Cherry

@tcherry002

@tgotae

Walter Ellis

@iamwalterellis

@55walt



## » A FAMILY COACHING TRADITION

Basketball is ingrained in the family tree of new Lopes head coach Bryce Drew. Between Bryce, his brother, Scott, and their father, Homer, the trio is a part of the second-winningest family coaching tree in college basketball history.

### ALL-TIME NCAA VICTORIES BY FAMILY

| Rank | Family         | Wins         |
|------|----------------|--------------|
| 1    | Iba            | 1,632        |
| 2    | <b>Drew</b>    | <b>1,224</b> |
| 3    | Sutton         | 1,173        |
| 4    | Bartow         | 985          |
| 5    | Knight         | 982          |
| 6    | Meyer          | 950          |
| 7    | Thompson       | 942          |
| 8    | Bennett        | 854          |
| 9    | Pitino         | 818          |
| 10   | Van Brea Kolff | 674          |

Homer was a head coach for 34 seasons including 22 seasons leading the Valparaiso program. He amassed 640 career victories and is a member of the College Basketball Hall of Fame. He now resides in Phoenix with his wife, Janet.

Scott was an assistant under Homer at Valparaiso before taking the reins of the Baylor program in 2003. He is one of the top-20 longest tenured head coaches in D-I men's basketball, leading the Bears to the 2021 National Championship in what some characterized as one of the greatest rebuilds in sports history. Scott has amassed 397 wins as a head coach.

Bryce played under both Homer (head coach) and Scott (assistant coach) at Valpo before taking over the program in 2011 and accumulating 124 wins in five seasons. Add 40 more at Vanderbilt and Bryce has 187 as a head coach.

Scott and Bryce account for two of the 16 current D-I coaches whose fathers also coached D-I basketball.

### FATHER/SON D-I COACHES

| Current Coach     | School              | Father       | Current Coach  | School           | Father |
|-------------------|---------------------|--------------|----------------|------------------|--------|
| Brian Barone      | SIU Edwardsville    | Tony         | Kevin Kruger   | UNLV             | Lon    |
| Tony Bennett      | Virginia            | Dick         | Dan Monson     | Long Beach State | Don    |
| Jeff Capel III    | Pitt                | Jeff II      | Eric Musselman | Arkansas         | Bill   |
| <b>Bryce Drew</b> | <b>Grand Canyon</b> | <b>Homer</b> | Ryan Odom      | Utah State       | Dave   |
| Scott Drew        | Baylor              | Homer        | Richard Pitino | New Mexico       | Rick   |
| Baker Dunleavy    | Quinnipiac          | Mike         | Will Ryan      | Green Bay        | Bo     |
| Brian Dutcher     | San Diego State     | Jim          | Kevin Willard  | Seton Hall       | Ralph  |
| Kermit Davis Jr.  | Ole Miss            | Kermit Sr.   |                |                  |        |

## » POWER 5 PEDIGREE

Not only did GCU hire Bryce Drew last year who came with his own Power 5 experience, Drew in turn assembled an assistant coaching staff that all come with Power 5 experience. In fact, all three assistant's most recent college jobs were at the Power 5 level.



Walker

Schilling

Shaw

### ASSISTANT COACH POWER 5 RESUMES

| Coach         | Power 5 Stops                     |
|---------------|-----------------------------------|
| Jamall Walker | Illinois (2012-20)                |
| Ed Schilling  | UCLA (2013-17), Indiana (2017-19) |
| Casey Shaw    | Vanderbilt (2016-19)              |

## » NBA EXPERIENCE

Lopes head coach Bryce Drew played six NBA seasons after being drafted 16th overall by the Houston Rockets in 1998, where he started 41 games in 2000-01. In 1999, the NBA awarded him with the Henry P. Iba Citizen Athlete Award for sportsmanship.



Drew

The 6-foot-3 point guard, who also played for the Chicago Bulls and New Orleans Hornets, was known for his perimeter shot (37% 3-point shooting).

He is one of 23 active Division I head coaches to play in the NBA.

### D-I COACHES WITH NBA EXPERIENCE

| Coach             | School              | Coach            | School             |
|-------------------|---------------------|------------------|--------------------|
| Steve Alford      | Nevada              | Lindsey Hunter   | Miss. Valley State |
| Speedy Claxton    | Hofstra             | Bobby Hurley     | Arizona State      |
| Hubert Davis      | North Carolina      | Mark Madsen      | Utah Valley        |
| Johnny Dawkins    | Central Florida     | Cuonzo Martin    | Missouri           |
| Juan Dixon        | Coppin State        | Aaron McKie      | Temple             |
| <b>Bryce Drew</b> | <b>Grand Canyon</b> | Lorenzo Romar    | Pepperdine         |
| Kim English       | George Mason        | Jerry Stackhouse | Vanderbilt         |
| Patrick Ewing     | Georgetown          | Reggie Theus     | Bethune-Cookman    |
| Penny Hardaway    | Memphis             | Darrell Walker   | Little Rock        |
| Steven Henson     | UTSA                | Mo Williams      | Alabama State      |
| Fred Hoiberg      | Nebraska            | Mike Woodson     | Indiana            |
| Juwan Howard      | Michigan            |                  |                    |

## » TO THE BRIM

GCU Arena has gained a reputation as one of the toughest places to play in college basketball. The frenzy hit an all-time high in 2018-19 when it was the fullest venue in the nation.



### 2018-19 HIGHEST PERCENT CAPACITY

| Venue               | School              | Average      | Capacity     | Pct. Full     |
|---------------------|---------------------|--------------|--------------|---------------|
| <b>GCU Arena</b>    | <b>Grand Canyon</b> | <b>7,170</b> | <b>7,000</b> | <b>102.43</b> |
| Pinnacle Bank Arena | Nebraska            | 15,341       | 15,000       | 102.28        |
| Siegel Center       | VCU                 | 7,637        | 7,500        | 101.83        |
| Breslin Center      | Michigan State      | 14,797       | 14,797       | 100.00        |
| Cameron Indoor      | Duke                | 9,314        | 9,314        | 100.00        |
| McCarthy Center     | Gonzaga             | 6,000        | 6,000        | 100.00        |

## » AUSSIE CONNECTION RETURNS

After not having an Australia native on the roster for the first time as a D-I program in 2019-20, GCU added highly touted guard **Jayden Stone** to its roster in 2020-21.



Stone

Stone, born and raised in Perth on the West Coast of Australia, made a difficult decision to leave Perth and a close family at age 15 for Alabama, where basketball challenges and his father's family awaited him.

Stone's status exploded to where he visited Michigan State last summer, was ranked nationally as a top-50 recruit and was invited to the National Basketball Players Association Top 100 camp.

### GCU'S AUSTRALIAN TALENT (D-I ERA)

| Name          | Years     | Hometown  | Accomplishments                     |
|---------------|-----------|-----------|-------------------------------------|
| Sam Daly      | 2013-15   | Adelaide  | Played 34 games and started 15      |
| Matt Jackson  | 2014-19   | Melbourne | 481 career points over four seasons |
| Gerard Martin | 2014-19   | Manly     | WAC All-Defensive team, 119 games   |
| Jayden Stone  | 2020-pres | Perth     | --                                  |





## » LOCKER ROOM REVAMP

Home for the Grand Canyon basketball players might not be their campus apartments any longer. An offseason remodel expanded and modernized the teams' spaces and opened just in time for the 2021-22 season.

A purple archway leads each team first into a player lounge, which was added as part of 350 additional square feet of player space for each team. Those rooms are equipped with massage chairs, refrigerators, 98-inch televisions and new recessed lighting.

The locker room impresses with video boards of each player's photo embedded with graphic designs over each locker. Overhead, a giant GCU logo shines down with purple lighting washing the ceiling.

"I like the lights," junior Jovan Blacksher Jr. said. "It's got the purple and you can't even tell where it's coming from."

"My first year, we had a good locker room but this went to a whole different level."

"I love it," fifth-year player Sean Miller-Moore said. "Way more spacious. I think we deserve it. Hopefully, we can make it last with some dubs. We've got the music going and we can set the vibe to get ready to play or lift or whatever it is."



## » LOPES RETURN DOWNTOWN

GCU is returning to downtown Phoenix for the Jerry Colangelo Classic. The Lopes will take on San Francisco on Dec. 18 at Footprint Center.

"We are thrilled to be a part of the Hall of Fame's Jerry Colangelo Classic and to be playing in downtown Phoenix," Bryce Drew said. "Being in our hometown NBA arena will be a great experience for both our players and our fans. We played San Francisco last year and know how strong of a program they are, so we are looking forward to another opportunity to compete against them."

GCU will be part of a quadruple-header event that also features Gonzaga vs. Texas Tech, USC vs. Georgia Tech and Northern Arizona vs. San Diego. Including the Lopes, the field includes five teams that qualified for the 2021 NCAA tournament.

This will be the second consecutive year that GCU will pair up with San Francisco at a neutral site. The Lopes and Dons were originally set to meet in the 2020 Colangelo Classic, but after the event's cancellation, the matchup took place in the Far West Classic at Las Vegas' T-Mobile Arena. The Dons came away with a 68-65 victory.

"Coach Drew has done a great job in a short period of time at GCU," San Francisco head coach Todd Golden said, "and playing them in the Phoenix Suns Arena is the kind of game that will prepare us well for our conference slate."

Last season, Golden's Dons got off to a 10-7 start against a difficult nonconference schedule that featured an upset win over No. 4 Virginia. San Francisco ended the regular season on a six-game skid and went 1-1 in the WCC Tournament.

GCU returns to the venue for the fourth time in five years and will compete in the third straight iteration of the Colangelo Classic.



## PROGRAM RECORD WATCH

## » ASSISTS (D-1)

| Rank | Player              | Years        | Mark |
|------|---------------------|--------------|------|
| 1    | DeWayne Russell     | 2014-17      | 423  |
| 2    | Jovan Blacksher Jr. | 2019-present | 267  |

## » STEALS (D-1)

| Rank | Player              | Years        | Mark |
|------|---------------------|--------------|------|
| 1    | DeWayne Russell     | 2014-17      | 119  |
| 2    | Oscar Frayer        | 2016-21      | 118  |
| 3    | Gerard Martin       | 2015-19      | 113  |
| 4    | Jovan Blacksher Jr. | 2019-present | 100  |
| 5    | Joshua Braun        | 2014-18      | 91   |

LOPES  
IN THE  
PROS  
HIGHLIGHTS

**GRAND CANYON WINS FIRST NAIA TITLE**

Led by future Phoenix Suns player Bayard Forrest, the school won its first NAIA national championship.

1975

**GRAND CANYON WINS THIRD NAIA TITLE**

Phoenix Suns legend and future head coach Paul Westphal led the Lopes to their third ever national championship.

1988

**SCHOOL NEARLY SHUTTERS**

Facing financial issues, Grand Canyon nearly closes its doors at Christmas break.

2003

**CURRENT LEADERSHIP BROUGHT IN**

Current GCU president Brian Mueller was hired and ushered in the current transformation of the school.

2008

**GCU ACCEPTS WAC, D1 INVITATION**

Grand Canyon accepts an invitation to join the Western Athletic Conference and begins the four-year transition process on July 1, 2013.

2012

**ADVANCES TO FIRST MARCH MADNESS**

Grand Canyon wins both the WAC regular season title as well as the WAC Tournament.

2021

1949

**GRAND CANYON COLLEGE ESTABLISHED**

The small school started in Prescott, Ariz., before moving to Phoenix a few years later.

1978

**GRAND CANYON WINS SECOND NAIA TITLE**

The Lopes went 30-3, as alumnus Ben Lindsey led the program to its second national championship in four years.

1991

**GCU TRANSITIONS TO NCAA DIVISION II**

The Lopes spent 22 seasons as an NCAA Division II school and makes six NCAA tournament appearances.

2004

**SCHOOL FINANCIAL MODEL CHANGES**

In an effort to revitalize the university and stabilize it for long-term success, GCU converted to a for-profit model.

2012  
2013**BEST DIVISION II ATHLETICS PROGRAM**

Grand Canyon claimed the Division II Learfield Director's Cup in back-to-back years, given to the highest-performing athletics program across all sports.

2017

**GCU BECOMES POSTSEASON ELIGIBLE**

Grand Canyon's four-year transition process is completed and the Lopes are eligible for postseason competition in 2017-18 school year.

2008

1,000  
ON-CAMPUS  
STUDENTS12,000  
ONLINE  
STUDENTS

2021

23,500  
ON-CAMPUS  
STUDENTS90,000+  
ONLINE  
STUDENTS




With a win over Utah Valley in the regular-season finale, GCU clinched a share of its first ever WAC regular-season title. At 9-3, the Lopes finished with the conference's best record and clinched the WAC Tournament's top seed in Bryce Drew's first season as head coach.



WE WANT TO BE ABLE TO BUILD SOMETHING SPECIAL HERE AND THAT TAKES TIME. IT TAKES STEPS AND I'M REALLY PROUD OF THESE GUYS FOR WHAT THEY'VE ACCOMPLISHED SO FAR THIS YEAR.  
[BRYCE DREW]

I DON'T EVEN HAVE ANY WORDS TO DESCRIBE IT. IT JUST FEELS AMAZING. WE FINALLY DID IT. WE MADE HISTORY.  
[ALESSANDRO LEVER]







On the 23rd anniversary of Bryce Drew's making of "The Shot," he led Grand Canyon to its first WAC Tournament title and first trip to the NCAA tournament. The Lopes bucked the trend of championship game losses to conference power New Mexico State by dominating the Aggies to a 15-point halftime lead and 18-point victory.



TO MAKE IT EVEN CRAZIER, 23 YEARS AGO THAT HAPPENS AND THEN TO BE ABLE TO CELEBRATE WITH THESE GUYS OUT THERE AND DO SOMETHING GRAND CANYON HAS NEVER DONE BEFORE.  
[BRYCE DREW]

IT'S SUCH A GOOD FEELING BECAUSE IT WAS A TEAM WIN. THERE WAS NOT ONE GUY WHO HAD TO CARRY THE WHOLE TEAM. IT WAS ALL OF US.  
[ASBJØRN MIDTGAARD]





17

Home games scheduled,  
most since 2017-18

17

3-pointers made on Nov. 17 vs.  
Prairie View, a program record

6

Home games to open  
2021-22 season

## STARTING LINEUPS

## TRACKER

| Date    | Opponent         | 1             | 2         | 3            | 4         | 5         |
|---------|------------------|---------------|-----------|--------------|-----------|-----------|
| Nov. 9  | Grambling State  | Blacksher Jr. | Woods II  | Miller-Moore | Zdor      | Ouedraogo |
| Nov. 12 | North Florida    | Blacksher Jr. | Woods II  | Miller-Moore | McGlothan | Zdor      |
| Nov. 17 | Prairie View A&M | Blacksher Jr. | Woods II  | Miller-Moore | McGlothan | Ouedraogo |
| Nov. 22 | Wyoming          | Blacksher Jr. | McMillian | Miller-Moore | McGlothan | Ouedraogo |
| Nov. 24 | Life Pacific     | Blacksher Jr. | Woods II  | Miller-Moore | McGlothan | Ouedraogo |
| Nov. 27 | Pepperdine       | Blacksher Jr. | Woods II  | Miller-Moore | McGlothan | Ouedraogo |
| Nov. 29 | Loyola Marymount | Blacksher Jr. | Woods II  | Miller-Moore | McGlothan | Ouedraogo |

## COMBINATIONS

4 combinations used

| Rank | Combination  | Times used | GCU record | Last used                   |
|------|--|------------|------------|-----------------------------|
| 1    | Blacksher Jr. / Woods II / Miller-Moore / McGlothan / Ouedraogo  | 4          | 4-0        | Nov. 29 at Loyola Marymount |
| t-2  | Blacksher Jr. / Woods II / Miller-Moore / Zdor / Ouedraogo       | 1          | 1-0        | Nov. 9 vs. Grambling        |
|      | Blacksher Jr. / Woods II / Miller-Moore / McGlothan / Zdor       | 1          | 1-0        | Nov. 12 vs. North Florida   |
|      | Blacksher Jr. / McMillian / Miller-Moore / McGlothan / Ouedraogo | 1          | 0-1        | Nov. 22 vs. Wyoming         |

## STARTING STREAKS &amp; TOTALS

| #  | Player              | Streak | 2021-22 | Career | GCU career | WAC |
|----|---------------------|--------|---------|--------|------------|-----|
| 0  | Sean Miller-Moore   | 7      | 7       | 10*    | 9          | 1   |
| 1  | Dima Zdor           | --     | 2       | 11     | 2          | --  |
| 2  | Chance McMillian    | --     | 1       | 1      | 1          | --  |
| 3  | Kobe Knox           | --     | --      | --     | --         | --  |
| 5  | Jalen Blackmon      | --     | --      | --     | --         | --  |
| 10 | Jovan Blacksher Jr. | 61     | 7       | 61     | 61         | 30  |
| 11 | Holland Woods II    | 3      | 6       | 105    | 6          | --  |
| 14 | Jayden Stone        | --     | --      | --     | --         | --  |
| 15 | Raef Gerdes         | --     | --      | 1      | 1          | 1   |
| 21 | Liam Lloyd          | --     | --      | --     | --         | --  |
| 24 | Yvan Ouedraogo      | 5      | 6       | 40     | 6          | --  |
| 30 | Gabe McGlothan      | 6      | 6       | 17     | 6          | --  |
| 31 | Ethan Spry          | --     | --      | --     | --         | --  |
| 33 | Isaiah Shaw         | --     | --      | --     | --         | --  |
| 35 | Taeshon Cherry      | --     | --      | 17     | --         | --  |
| 55 | Walter Ellis        | --     | --      | 13     | --         | --  |

NOTE IT: GCU's D-I record for career starts is 115 games, held by Joshua Braun.

\* career includes four-year schools only

## LOPES RANKED

## TEAM STATS IN THE TOP 50

| Category                    | Stat | GCU rank |
|-----------------------------|------|----------|
| Offensive rebounds per game | 15.9 | 5th      |
| Rebound margin              | 15.0 | 4th      |
| Scoring defense             | 58.7 | 34th     |
| Total rebounds              | 297  | 39th     |
| Rebounds per game           | 42.4 | 23rd     |
| Win-loss percentage         | 85.6 | 29th     |

## PLAYER STATS IN THE TOP 100

| Category              | Player          | Stat | Rank |
|-----------------------|-----------------|------|------|
| Assist-turnover ratio | Jovan Blacksher | 3.33 | 33rd |
| Steals per game       | Jovan Blacksher | 2.00 | 88th |
| Total assists         | Jovan Blacksher | 30   | 86th |
| Field goal attempts   | Jovan Blacksher | 99   | 60th |
| Total steals          | Jovan Blacksher | 14   | 67th |

## QUICKEST / SLOWEST

| Points | GCU<br>quickest to...                 | Opponent<br>slowest to...             |
|--------|---------------------------------------|---------------------------------------|
| First  | 19:53 (1st)<br>11/29 at LMU           | 16:25 (1st)<br>11/9 vs. Grambling     |
| 10     | 17:34 (1st)<br>11/24 vs. Life Pacific | 4:19 (1st)<br>11/9 vs. Grambling      |
| 20     | 13:16 (1st)<br>11/24 vs. Life Pacific | 19:48 (2nd)<br>11/9 vs. Grambling     |
| 30     | 8:16 (1st)<br>11/17 vs. Prairie View  | 11:01 (2nd)<br>11/9 vs. Grambling     |
| 40     | 4:43 (1st)<br>11/17 vs. Prairie View  | 7:48 (2nd)<br>11/9 vs. Grambling      |
| 50     | 17:32 (2nd)<br>11/17 vs. Prairie View | 0:58 (2nd)<br>11/12 vs. North Florida |
| 60     | 13:19 (2nd)<br>11/17 vs. Prairie View | 2:01 (2nd)<br>11/29 at LMU            |
| 70     | 9:02 (2nd)<br>11/17 vs. Prairie View  | 0:09 (2nd)<br>11/29 at LMU            |
| 80     | 6:17 (2nd)<br>11/17 vs. Prairie View  | --                                    |
| 90     | 0:43 (2nd)<br>11/17 vs. Prairie View  | --                                    |
| 100    | --                                    | --                                    |





## NONCON TRACKER

| Opponent           | Date/Result | Record | NET |
|--------------------|-------------|--------|-----|
| Grambling State    | W 74-53     | 2-5    | --  |
| North Florida      | W 65-51     | 1-7    | --  |
| Prairie View A&M   | W 91-64     | 0-8    | --  |
| Wyoming            | L 68-61     | 6-0    | --  |
| Life Pacific       | W 82-47     | 2-5    | n/a |
| Pepperdine         | W 59-56     | 2-7    | --  |
| Loyola Marymount   | W 78-72     | 4-3    | --  |
| UTSA               | Dec. 2      | 5-3    | --  |
| Miss. Valley State | Dec. 4      | 0-4    | --  |
| Arizona State      | Dec. 9      | 2-5    | --  |
| Ottawa (Ariz.)     | Dec. 11     | 6-2    | n/a |
| San Francisco      | Dec. 18     | 8-0    | --  |
| Nevada             | Dec. 21     | 4-4    | --  |

## QUOTED

"GCU may be a newcomer onto the basketball scene, but it has made quite an early impression ... Drew was blown away by the campus and its state-of-the-art athletic facilities, and the GCU administrators were likewise impressed with his character and commitment to his Christian faith."

- **Seth Davis, The Athletic**

"Entering last spring, Drew made a list of jobs he would be interested in should any of them open. Grand Canyon was on that list ... he and his wife flew out to Arizona and were blown away by the campus, the facilities and the rapid growth of the program. It will be the third program Drew has taken over -- and the third program that has a pretty solid foundation from which to build."

- **Jeff Borzello, ESPN**

"It's former Vanderbilt coach Bryce Drew who's now in charge of the Lopes. Seems like a good fit. Drew has a huge vision to burst open..."

- **Matt Norlander, CBS**

## NET TRACKER

## LOPES BY WEEK

| Date | NET |
|------|-----|
| --   | --  |

NOTE IT: GCU's final 2020-21 NET was 108.

## OPPONENTS IN TOP 150

| Previously played | NET then     | NET now |
|-------------------|--------------|---------|
| --                | --           | --      |
| To be played      | Date of game | NET     |
| --                | --           | --      |

## AP TOP 25

Released Nov. 28, 2021

| Rank | Team                |
|------|---------------------|
| 1    | Duke (51)           |
| 2    | Purdue (9)          |
| 3    | Gonzaga (1)         |
| 4    | Baylor              |
| 5    | UCLA                |
| 6    | Villanova           |
| 7    | Texas               |
| 8    | Kansas              |
| 9    | Kentucky            |
| 10   | Arkansas            |
| 11   | Arizona             |
| 12   | BYU                 |
| 13   | Tennessee           |
| 14   | Florida             |
| 15   | Houston             |
| 16   | Alabama             |
| 17   | UConn               |
| 18   | Memphis             |
| 19   | Iowa State          |
| 20   | Southern California |
| 21   | Auburn              |
| 22   | Michigan State      |
| 23   | Wisconsin           |
| 24   | Michigan            |
| 25   | Seton Hall          |

OTHERS RECEIVING VOTES: Illinois 111, St. Bonaventure 106, LSU 93, Ohio State 75, Indiana 63, Colorado State 59, Xavier 46, Texas Tech 34, Marquette 23, North Carolina 9, Iowa 9, **San Francisco** 7, Loyola Chicago 3, Virginia Tech 3, Louisville 2, Wake Forest 2, Iona 1, Ohio 1

## MID-MAJOR TOP 25

Released Nov. 29, 2021

| Rank | Team                    |
|------|-------------------------|
| 1    | Gonzaga (31)            |
| 2    | BYU                     |
| 3    | <b>San Francisco</b>    |
| 4    | Saint Mary's            |
| 5    | Loyola Chicago          |
| 6    | Belmont                 |
| 7    | Iona                    |
| 8    | Ohio                    |
| 9    | South Dakota State      |
| 10   | Weber State             |
| 11   | Oakland                 |
| 12   | Georgia State           |
| 13   | UC Santa Barbara        |
| 14   | <b>New Mexico State</b> |
| 15   | Toledo                  |
| 16   | Chattanooga             |
| 17   | Drake                   |
| 18   | Missouri State          |
| 19   | Buffalo                 |
| 20   | UC Irvine               |
| 21   | Furman                  |
| 22   | Santa Clara             |
| 23   | Norfolk State           |
| 24   | Liberty                 |
| 25   | Yale                    |

OTHERS RECEIVING VOTES: Vermont 68, Monmouth 65, Murray State 57, Campbell 51, Miami Ohio 48, UC San Diego 40, Wofford 39, **Loyola Marymount** 31, Colgate 26, ETSU 23, **Grand Canyon** 21, James Madison 20, Northern Iowa 19, Navy 18, Louisiana 17, Winthrop 17, FGCU 16, **Stephen F. Austin** 16, Oral Roberts 14, Portland 14, Princeton 14, UMBC 14, **California Baptist** 12, Charleston 11, Delaware 10, Jacksonville State 8, Manhattan 8, UC Riverside 8, Southern Utah 7, Dartmouth 6, North Dakota State 6, Texas A&M Corpus Christi 6, Cornell 5, Cleveland State 4, Eastern Kentucky 4, Samford 4, **Utah Valley** 4, UNC Greensboro 3, Lipscomb 2.





## LOPES BY MONTH

| Month    | Record | PPG  | Opp. PPG | Margin | FG%  | Opp. FG% | 3P%  | Opp. 3P% | RPG  | APG  |
|----------|--------|------|----------|--------|------|----------|------|----------|------|------|
| November | 6-1    | 72.9 | 58.7     | +14.2  | 43.5 | 40.6     | 36.5 | 30.6     | 42.4 | 13.6 |
| December | --     | --   | --       | --     | --   | --       | --   | --       | --   | --   |
| January  | --     | --   | --       | --     | --   | --       | --   | --       | --   | --   |
| February | --     | --   | --       | --     | --   | --       | --   | --       | --   | --   |
| March    | --     | --   | --       | --     | --   | --       | --   | --       | --   | --   |

## SPECIALTY STATS

| Date                       | Opponent         | PAINT |      | OFF TURNOVER |      | 2ND CHANCE |      | FAST BREAK |      | BENCH |      |
|----------------------------|------------------|-------|------|--------------|------|------------|------|------------|------|-------|------|
|                            |                  | GCU   | Opp. | GCU          | Opp. | GCU        | Opp. | GCU        | Opp. | GCU   | Opp. |
| 11/9                       | Grambling State  | 30    | 18   | 18           | 11   | 14         | 6    | 14         | 5    | 39    | 25   |
| 11/12                      | North Florida    | 32    | 16   | 13           | 11   | 13         | 5    | 4          | 2    | 24    | 11   |
| 11/17                      | Prairie View A&M | 22    | 30   | 20           | 13   | 19         | 17   | 15         | 9    | 29    | 21   |
| 11/22                      | Wyoming          | 22    | 34   | 7            | 13   | 15         | 4    | 8          | 7    | 5     | 11   |
| 11/24                      | Life Pacific     | 26    | 14   | 21           | 16   | 25         | 4    | 11         | 6    | 39    | 18   |
| 11/27                      | Pepperdine       | 34    | 20   | 10           | 13   | 6          | 2    | 8          | 0    | 17    | 19   |
| 11/29                      | Loyola Marymount | 42    | 40   | 23           | 8    | 17         | 2    | 15         | 15   | 20    | 6    |
| When GCU leads category... |                  | 5-0   |      | 5-0          |      | 6-1        |      | 5-1        |      | 5-0   |      |

## RECORD BY GAME TIME

| Time            | When GCU leads | When opponent leads | When tied |
|-----------------|----------------|---------------------|-----------|
| 10:00, 1st half | 5-0            | 1-1                 | --        |
| Halftime        | 5-0            | 1-1                 | --        |
| 10:00           | 5-1            | --                  | 1-0       |
| 5:00            | 6-1            | --                  | --        |
| 2:00            | 5-0            | 1-1                 | --        |
| 1:00            | 6-0            | 0-1                 | --        |

## HALF SPLITS

| GCU      | Most points             | Fewest points     |
|----------|-------------------------|-------------------|
| 1st Half | 40, (2x) 11/17 vs. PVAM | 18, 11/22 vs. WYO |
| 2nd Half | 51, 11/17 vs. PVAM      | 27, 11/27 at PEP  |
| Overtime | --                      | --                |

| OPPONENTS | Most points        | Fewest points     |
|-----------|--------------------|-------------------|
| 1st Half  | 35, 11/17 vs. PVAM | 18, 11/9 vs. GRAM |
| 2nd Half  | 42, 11/22 vs. WYO  | 26, 11/27 at PEP  |
| Overtime  | --                 | --                |

## HALFTIME MARGIN

|                 |                          |
|-----------------|--------------------------|
| Biggest lead    | 22 points, 11/9 vs. GRAM |
| Biggest deficit | 8 points, 11/22 vs. WYO  |

## OPENING TIP

| Result            | Record |
|-------------------|--------|
| GCU controls      | 5-1    |
| Opponent controls | 1-0    |

## FIRST OFF BENCH

| Player           | Times |
|------------------|-------|
| Dima Zdor        | 4     |
| Chance McMillian | 3     |
| Gabe McGlothan   | 1     |
| Yvan Ouedraogo   | 1     |
| Taeshon Cherry   | 1     |
| Jalen Blackmon   | 1     |
| Aidan Igiehon    | 1     |
| Walter Ellis     | 1     |

## DOUBLE-DOUBLES

| Player         | Date/Opp.     | Stat line       |
|----------------|---------------|-----------------|
| Yvan Ouedraogo | 11/12 vs. UNF | 11 pts / 10 reb |
| Gabe McGlothan | 11/22 vs. WYO | 17 pts / 12 reb |

## LAST THREE GAMES

|                         | PPG         | RPG         | APG         | SPG        | MPG            | FG            | FG%          | 3PT          | 3P%          | FT           | FT%          |
|-------------------------|-------------|-------------|-------------|------------|----------------|---------------|--------------|--------------|--------------|--------------|--------------|
| 10 Blacksher Jr., Jovan | 16.3        | 3.0         | 6.3         | 3.0        | 34.3           | 19-44         | 43.2%        | 4-16         | 25.0%        | 7-9          | 77.8%        |
| 11 Woods II, Holland    | 15.0        | 1.7         | 2.3         | 1.3        | 30.7           | 14-30         | 46.7%        | 8-16         | 50.0%        | 9-13         | 69.2%        |
| 30 McGlothan, Gabe      | 6.7         | 5.3         | 1.0         | 0.7        | 26.7           | 8-20          | 40.0%        | 0-7          | 0.0%         | 4-4          | 100.0%       |
| 0 Miller-Moore, Sean    | 7.0         | 5.7         | 0.7         | 0.3        | 18.7           | 10-16         | 62.5%        | 1-4          | 25.0%        | 0-1          | 0.0%         |
| 35 Cherry, Taeshon      | 9.5         | 3.5         | 2.5         | 3.0        | 18.5           | 6-14          | 42.9%        | 2-9          | 22.2%        | 5-6          | 83.3%        |
| 2 McMillian, Chance     | 4.3         | 3.7         | 2.0         | 0.7        | 16.0           | 5-17          | 29.4%        | 3-10         | 30.0%        | 0-0          |              |
| 1 Zdor, Dima            | 6.3         | 7.7         | 0.7         | 0.0        | 18.7           | 9-17          | 52.9%        | 0-1          | 0.0%         | 1-7          | 14.3%        |
| 24 Ouedraogo, Yvan      | 2.7         | 3.3         | 0.0         | 0.0        | 13.7           | 3-3           | 100.0%       | 0-0          |              | 2-2          | 100.0%       |
| 21 Lloyd, Liam          | 1.0         | 0.0         | 0.5         | 1.0        | 6.0            | 1-3           | 33.3%        | 0-1          | 0.0%         | 0-0          |              |
| 14 Stone, Jayden        | 0.0         | 4.0         | 0.0         | 0.0        | 9.0            | 0-2           | 0.0%         | 0-1          | 0.0%         | 0-1          | 0.0%         |
| 55 Ellis, Walter        | 2.7         | 0.7         | 0.3         | 0.0        | 5.3            | 2-5           | 40.0%        | 2-5          | 40.0%        | 2-2          | 100.0%       |
| 5 Blackmon, Jalen       | 3.7         | 2.0         | 1.0         | 0.3        | 9.0            | 2-8           | 25.0%        | 2-6          | 33.3%        | 5-6          | 83.3%        |
| 13 Igiehon, Aidan       | 1.3         | 2.0         | 0.0         | 0.3        | 7.3            | 1-4           | 25.0%        | 0-0          |              | 2-4          | 50.0%        |
| <b>TOTALS</b>           | <b>73.0</b> | <b>42.7</b> | <b>16.3</b> | <b>9.3</b> | <b>199.667</b> | <b>80-183</b> | <b>43.7%</b> | <b>22-76</b> | <b>28.9%</b> | <b>37-55</b> | <b>67.3%</b> |



AROUND THE WAC

WAC PLAYERS OF THE WEEK

| DATE    | PLAYER      | FRESHMAN           |
|---------|-------------|--------------------|
| Nov. 15 | Betson, CSU | Ta. Armstrong, CBU |
| Nov. 22 | Aimaq, UVU  | Ta. Armstrong, CBU |
| Nov. 29 | Aimaq, UVU  | V. Rajković, SU    |
| Dec. 6  |             |                    |
| Dec. 13 |             |                    |
| Dec. 20 |             |                    |
| Dec. 27 |             |                    |
| Jan. 3  |             |                    |
| Jan. 10 |             |                    |
| Jan. 17 |             |                    |
| Jan. 24 |             |                    |
| Jan. 31 |             |                    |
| Feb. 7  |             |                    |
| Feb. 14 |             |                    |
| Feb. 21 |             |                    |
| Feb. 28 |             |                    |
| March 7 |             |                    |

PRESEASON ALL-WAC

First Team

|                     |     |                    |
|---------------------|-----|--------------------|
| Jovan Blacksher Jr. | G   | Grand Canyon       |
| Fardaws Aimaq       | C   | Utah Valley        |
| Teddy Allen         | G   | New Mexico State   |
| Riley Grigsby       | G/F | Seattle U          |
| Gavin Kensmil       | F   | Stephen F. Austin  |
| Jabari Rice         | G   | New Mexico State   |
| Ty Rowell           | G   | California Baptist |
| Darrion Trammel     | G   | Seattle U          |

Second Team

|                  |     |                   |
|------------------|-----|-------------------|
| Damien Daniels   | G   | Abilene Christian |
| Savion Flagg     | G/F | Sam Houston       |
| Montre' Gipson   | G   | Tarleton          |
| Demarkus Lampley | G   | Sam Houston       |
| Johnny McCants   | F   | New Mexico State  |
| Donnie Tillman   | G   | New Mexico State  |
| Roti Ware        | G   | Stephen F. Austin |
| Trey Woodbury    | G   | Utah Valley       |

PAST CHAMPIONS

| Year    | Regular Season   | Tournament        |
|---------|------------------|-------------------|
| 2020-21 | GCU, Utah Valley | GCU               |
| 2019-20 | New Mexico State | none (COVID-19)   |
| 2018-19 | New Mexico State | New Mexico State  |
| 2017-18 | New Mexico State | New Mexico State  |
| 2016-17 | CSU Bakersfield  | *New Mexico State |
| 2015-16 | New Mexico State | *CSU Bakersfield  |
| 2014-15 | New Mexico State | *New Mexico State |
| 2013-14 | Utah Valley      | *New Mexico State |

\* GCU not eligible for tournament participation

CONFERENCE STANDINGS

|     | SCHOOL   | OVERALL            |     | CONFERENCE |     | H  | A   | N   | STRK | NET |    |
|-----|----------|--------------------|-----|------------|-----|----|-----|-----|------|-----|----|
|     |          | W-L                | PCT | W-L        | PCT |    |     |     |      |     |    |
| t1  | CBU      | California Baptist | 6-1 | .857       | --  | -- | 6-0 | 0-1 | --   | W1  | -- |
|     | GCU      | Grand Canyon       | 6-1 | .857       | --  | -- | 4-1 | 2-0 | --   | W3  | -- |
|     | SU       | Seattle U          | 6-1 | .857       | --  | -- | 6-0 | 0-1 | --   | W5  | -- |
|     | UV       | Utah Valley        | 6-1 | .857       | --  | -- | 2-0 | 2-1 | 2-0  | W6  | -- |
| t5  | NM STATE | New Mexico State   | 5-2 | .714       | --  | -- | 3-1 | --  | 2-1  | L1  | -- |
|     | SFA      | Stephen F. Austin  | 5-2 | .714       | --  | -- | 3-1 | 1-0 | 1-1  | W1  | -- |
| 7   | ACU      | Abilene Christian  | 3-2 | .600       | --  | -- | 2-0 | 1-2 | --   | W3  | -- |
| 8   | UTRGV    | UTRGV              | 4-3 | .571       | --  | -- | 2-0 | 1-2 | 1-1  | L1  | -- |
| 9   | CS       | Chicago State      | 2-4 | .333       | --  | -- | 2-0 | 0-4 | --   | L4  | -- |
| t10 | DS       | Dixie State        | 2-5 | .286       | --  | -- | 2-1 | 0-3 | 0-1  | W1  | -- |
|     | SH       | Sam Houston        | 2-5 | .286       | --  | -- | 1-1 | 0-3 | 0-1  | L3  | -- |
| t12 | LJ       | Lamar              | 1-6 | .143       | --  | -- | 1-1 | 0-5 | --   | L6  | -- |
|     | T        | Tarleton           | 1-6 | .143       | --  | -- | 1-0 | 0-6 | --   | L3  | -- |

CONFERENCE LEADERBOARDS

Scoring

| Player                        | G | FG | 3FG | FT | Pts | AVG   |
|-------------------------------|---|----|-----|----|-----|-------|
| 1. Aimaq, Fardaws - UVU       | 7 | 56 | 1   | 29 | 142 | 20.29 |
| 2. Johnson, Justin - UTRGV    | 7 | 46 | 9   | 32 | 133 | 19.00 |
| 3. Flagg, Savion - SHSU       | 7 | 51 | 20  | 10 | 132 | 18.86 |
| 4. Betson, Brandon - CSU      | 6 | 37 | 18  | 11 | 103 | 17.17 |
| 5. Kensmil, Gavin - SFA       | 7 | 46 | 0   | 26 | 118 | 16.86 |
| 6. Allen, Teddy - NMSU        | 6 | 35 | 17  | 8  | 95  | 15.83 |
| 7. Blacksher Jr., Jovan - GCU | 7 | 40 | 16  | 13 | 109 | 15.57 |
| 8. Tyson, Cameron - SU        | 6 | 29 | 20  | 12 | 90  | 15.00 |
| 9. Schofield, Hunter - Dixie  | 7 | 44 | 4   | 11 | 103 | 14.71 |
| 10. Gipson, Montre - TSU      | 7 | 39 | 8   | 12 | 98  | 14.00 |
| 11. Woods, Holland - GCU      | 6 | 27 | 14  | 15 | 83  | 13.83 |
| 12. Gooden, Cameron - Dixie   | 7 | 32 | 4   | 28 | 96  | 13.71 |
| Small, Tahj - TSU             | 7 | 38 | 10  | 10 | 96  | 13.71 |
| 14. Nelson, Ricky - UTRGV     | 7 | 30 | 7   | 26 | 93  | 13.29 |
| Trammell, Darrion - SU        | 7 | 28 | 12  | 25 | 93  | 13.29 |
| Grigsby, Riley - SU           | 7 | 35 | 7   | 16 | 93  | 13.29 |
| 17. Buster, Davion - Lamar    | 7 | 30 | 23  | 7  | 90  | 12.86 |
| 18. Armstrong, Taran - CBU    | 7 | 34 | 6   | 15 | 89  | 12.71 |
| 19. Kachelries, David - SFA   | 7 | 33 | 11  | 9  | 86  | 12.29 |
| 20. Rice, Sir'jabari - NMSU   | 6 | 24 | 12  | 13 | 73  | 12.17 |

Rebounding

| Player                      | G | Off | Def | Total | AVG   |
|-----------------------------|---|-----|-----|-------|-------|
| 1. Aimaq, Fardaws - UVU     | 7 | 26  | 70  | 96    | 13.71 |
| 2. Akin, Daniel - CBU       | 7 | 13  | 43  | 56    | 8.00  |
| 3. Kensmil, Gavin - SFA     | 7 | 28  | 25  | 53    | 7.57  |
| Ikpe, Tristan - SHSU        | 7 | 23  | 30  | 53    | 7.57  |
| 5. Armstrong, Taran - CBU   | 7 | 9   | 43  | 52    | 7.43  |
| Adewunmi, Mike - UTRGV      | 7 | 10  | 42  | 52    | 7.43  |
| 7. Rushin, Coreyoun - CSU   | 6 | 12  | 32  | 44    | 7.33  |
| 8. Corbett, Jahsean - CSU   | 6 | 10  | 33  | 43    | 7.17  |
| 9. Flagg, Savion - SHSU     | 7 | 20  | 30  | 50    | 7.14  |
| McGlothan, Gabe - GCU       | 7 | 14  | 36  | 50    | 7.14  |
| 11. McNair Jr., Will - NMSU | 6 | 11  | 31  | 42    | 7.00  |
| 12. Tyson, Cameron - SU     | 6 | 11  | 27  | 38    | 6.33  |
| 13. Johnson, Justin - UTRGV | 7 | 7   | 37  | 44    | 6.29  |
| 14. Solomon, Calvin - SFA   | 7 | 15  | 28  | 43    | 6.14  |
| 15. Small, Tahj - TSU       | 7 | 13  | 28  | 41    | 5.86  |
| 16. Miller, Reggie - ACU    | 5 | 11  | 17  | 28    | 5.60  |
| 17. Ouedraogo, Yvan - GCU   | 7 | 17  | 22  | 39    | 5.57  |
| 18. McCants, Johnny - NMSU  | 6 | 6   | 27  | 33    | 5.50  |
| 19. Simmons, Airion - ACU   | 5 | 13  | 14  | 27    | 5.40  |
| 20. Allen, Teddy - NMSU     | 6 | 9   | 23  | 32    | 5.33  |

Field Goal Percentage (Minimum 5 FGM/G average)

| Player                        | G | FGM | FGA | Pct. |
|-------------------------------|---|-----|-----|------|
| 1. Kensmil, Gavin - SFA       | 7 | 46  | 75  | .613 |
| 2. Johnson, Justin - UTRGV    | 7 | 46  | 82  | .561 |
| 3. Aimaq, Fardaws - UVU       | 7 | 56  | 100 | .560 |
| 4. Schofield, Hunter - Dixie  | 7 | 44  | 79  | .557 |
| 5. Betson, Brandon - CSU      | 6 | 37  | 77  | .481 |
| 6. Small, Tahj - TSU          | 7 | 38  | 87  | .437 |
| 7. Gipson, Montre - TSU       | 7 | 39  | 90  | .433 |
| 8. Blacksher Jr., Jovan - GCU | 7 | 40  | 99  | .404 |
| 9. Grigsby, Riley - SU        | 7 | 35  | 87  | .402 |
| 10. Flagg, Savion - SHSU      | 7 | 51  | 128 | .398 |
| 11. Allen, Teddy - NMSU       | 6 | 35  | 88  | .398 |

Assists

| Player                        | G | No. | AVG  |
|-------------------------------|---|-----|------|
| 1. Armstrong, Taran - CBU     | 7 | 53  | 7.57 |
| 2. Trammel, Darrion - SU      | 7 | 41  | 5.86 |
| 3. Daniels, Damien - ACU      | 5 | 25  | 5.00 |
| 4. Nelson, Ricky - UTRGV      | 7 | 33  | 4.71 |
| Gooden, Cameron - Dixie       | 7 | 33  | 4.71 |
| 6. Gilbert, Brock - Dixie     | 7 | 32  | 4.57 |
| Nield, Blaze - UVU            | 7 | 32  | 4.57 |
| 8. Blacksher Jr., Jovan - GCU | 7 | 30  | 4.29 |
| 9. Kachelries, David - SFA    | 7 | 25  | 3.57 |
| 10. Ray, Jaden - SHSU         | 7 | 24  | 3.43 |
| 11. Brown, Kyree - SU         | 7 | 23  | 3.29 |
| 12. Woods, Holland - GCU      | 6 | 19  | 3.17 |
| 13. Harding, Connor - UVU     | 7 | 22  | 3.14 |
| 14. Jefferson, Ellis - Lamar  | 7 | 21  | 3.00 |
| Rice, Sir'jabari - NMSU       | 6 | 18  | 3.00 |
| Betson, Brandon - CSU         | 6 | 18  | 3.00 |



**BRYCE DREW**  
2ND SEASON

| Year               | School       | Record                | Postseason      |
|--------------------|--------------|-----------------------|-----------------|
| 2011-12            | Valparaiso   | 22-12                 | NIT (1st Rd.)   |
| 2012-13            | Valparaiso   | 26-8                  | NCAA (2nd Rd.)  |
| 2013-14            | Valparaiso   | 18-16                 | CIT (1st Rd.)   |
| 2014-15            | Valparaiso   | 28-6                  | NCAA (2nd Rd.)  |
| 2015-16            | Valparaiso   | 30-7                  | NIT (Runner-up) |
| <b>5 years</b>     |              | <b>124-49 (.717)</b>  |                 |
| 2016-17            | Vanderbilt   | 19-16                 | NCAA (1st Rd.)  |
| 2017-18            | Vanderbilt   | 12-20                 | --              |
| 2018-19            | Vanderbilt   | 9-23                  | --              |
| <b>3 years</b>     |              | <b>40-59 (.404)</b>   |                 |
| 2020-21            | Grand Canyon | 17-7                  | NCAA (1st Rd.)  |
| 2021-22            | Grand Canyon | 6-1                   | --              |
| <b>10th season</b> |              | <b>187-116 (.617)</b> |                 |

Bryce Drew is in his second season as Grand Canyon's men's basketball head coach in 2021-22 after being named the 14th head coach in program history prior to the 2020-21 campaign.

Drew wasted no time getting acclimated to his new school, leading the Lopes to their first appearance in the D-I NCAA tournament in his inaugural season. GCU won its first WAC regular-season title and its first WAC tournament title, advancing to March Madness and a date with No. 2 seeded Iowa. The Lopes went 17-7 overall and 9-3 in conference play amid a season plagued by the coronavirus pandemic. In a span of 12 months, Drew recruited new players (including WAC Newcomer of the Year Asbjørn Midtgaard), established a new culture and program identity and won a pair of WAC titles, all while facing various levels of practice restrictions and testing requirements due to COVID-19.

The Drew era opened with four straight victories including an impressive 87-77 win over Nevada at GCU Arena. The Lopes won their first seven WAC games including the school's first sweep of New Mexico State. On the regular season's final day, GCU defeated Utah Valley to win its first regular-season title and claim the top seed in the conference's tournament.

GCU had a dominant run in the 2021 WAC tournament, defeating No. 5 seed Seattle U 81-47 and No. 3 New Mexico State 74-56.

Drew made his fourth appearance in the NCAA tournament as a head coach, doing so at three different schools.

Prior to GCU, Drew has had successful head coaching stops at his alma mater, Valparaiso, and at Vanderbilt, where he qualified for his third NCAA tournament visit as a head coach in 2017. Drew enters GCU with a career coaching record of 164-108 (.603), including a program-record season of 30 wins in his final year at Valparaiso.

Drew averaged 25 wins per season at Valparaiso and won the Horizon League regular-season championship four times during his five-year tenure (2011-16). He led the Crusaders to their first NCAA tournament berth in nine years with 2013 and 2015 visits.

Drew moved to Vanderbilt to take on the SEC challenge in 2016 and coached his first Commodores team to five wins against top-25 teams and an NCAA tournament berth. He came to the Phoenix area to land his first Vanderbilt recruit, Saben Lee, who starred in the 2019-20 season with 18.6 points and 4.2 assists per game.

In 2017, Drew assembled the greatest recruiting class in Vanderbilt history when he signed two five-star prospects. One of those players, Darius Garland, played only five games that season but was drafted fifth by the Cleveland Cavaliers in the 2019 NBA Draft.

In 2019-20, Drew worked as an ESPN studio and game analyst, visited college and pro coaches and spent time with his wife, Tara, and 5-year-old son, Bryson. Drew's Christian faith has been embedded in his life, as a Fellowship of Christian Athletes member, Athletes in Action player and a coach at faith-based universities.

Drew played six NBA seasons after being drafted 16th overall by the Houston Rockets in 1998, where he started 41 games in 2000-01. In 1999, the NBA awarded him with the Henry P. Iba Citizen Athlete Award for sportsmanship.

The 6-foot-3 point guard, who also played for the Chicago Bulls and New Orleans Hornets, was known for his perimeter shot (37% 3-point shooting) but he is most famous for "The Shot" he made in the 1998 NCAA tournament to lead the No. 13 seeded Valparaiso Crusaders over No. 4 seeded Ole Miss.

Valpo kept the Cinderella slipper for another round, beating Florida State to become the program's first Sweet 16 team. Drew finished with a school-record 2,142 points. He averaged 17.7 points and 5.2 assists for his career, which ended with All-America third-team honors. His No. 24 was retired.

Drew comes from a basketball family and played for his dad Homer at Valparaiso. His brother Scott began his coaching career at Valparaiso in 2002 and has since turned the Baylor basketball program around with a 379-222 record in 18 seasons and a 2021 national championship. Drew's sister Dana was a Mid-American Conference Player of the Year at Toledo.

**MILESTONE VICTORIES**

**OVERALL CAREER**

|           |                |                           |          |
|-----------|----------------|---------------------------|----------|
| 1 .....   | 11/11/11.....  | at Georgia Southern ..... | W 90-81  |
| 50 .....  | 11/10/13 ..... | vs. North Park .....      | W 113-50 |
| 100 ..... | 11/24/15 ..... | at Oregon State .....     | W 63-57  |
| 150 ..... | 1/20/18 .....  | vs. LSU .....             | W 77-71  |

**GCU CAREER**

|         |                |                          |         |
|---------|----------------|--------------------------|---------|
| 1 ..... | 11/25/20 ..... | vs. Grambling State..... | W 69-53 |
|---------|----------------|--------------------------|---------|

**OTHER NOTABLES**

|                              |                |                           |         |
|------------------------------|----------------|---------------------------|---------|
| 1st home win .....           | 11/14/11.....  | vs. Holy Cross (Ind.).... | W 88-38 |
| 1st road win .....           | 11/11/11.....  | at Georgia Southern ...   | W 90-81 |
| 1st postseason win.....      | 3/15/16 .....  | vs. Texas Southern .....  | W 84-73 |
| 1st Horizon League win ..... | 12/3/11.....   | at Butler .....           | W 77-71 |
| 1st SEC win .....            | 12/29/16 ..... | at LSU .....              | W 96-89 |
| 1st WAC win .....            | 1/8/20 .....   | at Tarleton.....          | W 75-72 |

**ASSISTANT COACHES**



**JAMALL WALKER**

*Assistant Coach, 2nd season*

- » 16th season as D-I assistant coach
- » Spent eight seasons at Illinois under coaches John Groce and Brad Underwood and serving as interim during transition
- » Played four seasons at Saint Louis (1995-99)



**ED SCHILLING**

*Assistant Coach, 2nd season*

- » 18th season as D-I coach
- » Prior to GCU, was an assistant at Indiana (2017-19) and UCLA (2013-17)
- » Was Wright State's head coach for six years
- » Spent one year as New Jersey Nets assistant



**CASEY SHAW**

*Assistant Coach, 2nd season*

- » Spent three seasons alongside Drew at Vanderbilt (2016-19)
- » Second-round selection in 1998 NBA Draft by Philadelphia, spending time with the organization before 13-year overseas career

**SUPPORT STAFF**



**RYNE LIGHTFOOT**

*Dir. of Player Dev., 2nd season*

- » Prior to GCU, was head coach at Bethel College (Ind.) for two seasons, leading Pilots to 43-21 overall mark



**PEYTON PRUDHOMME**

*Dir. of Video, 2nd season*

- » Served as graduate assistant at Baylor prior to GCU, part of a program that was ranked No. 1 for five weeks in 2019-20



**KYLEN BUTLER**

*Dir. of Recruiting, 1st season*

- » Most recently, was a graduate manager at Clemson for the last two seasons



**ETHAN CISNEROS**

*Graduate Manager, 1st season*

- » Was a four-year undergraduate manager at GCU before assuming new graduate role





Capacity 7,000  
 Record 134-35 (.793)  
 Opened 2011



TOP FIVE CROWDS

- 7,521 Jan. 11, 2018 New Mexico State
- 7,502 Feb. 25, 2017 Kansas City
- 7,498 Nov. 8, 2019 Illinois
- 7,497 Mar. 2, 2019 CSU Bakersfield
- 7,495 Feb. 9, 2019 New Mexico State

FULLEST VENUES 2018-19, DIVISION I

- 102.4 GCU Grand Canyon
- 102.3 N Nebraska
- 101.8 VCU Virginia Commonwealth
- 100.0 Michigan State
- 100.0 D Duke
- 100.0 GCU Gonzaga

\* not included: teams without singular home venue

Grand Canyon University Arena is Phoenix's premier mid-sized indoor venue and serves as the primary home of Lopes men's and women's basketball and men's and women's volleyball teams as well as a wide assortment of university-sponsored and outside events.

The arena has provided the Lopes a definitive home-court advantage since opening its doors before the 2011-12 basketball season. With a seating capacity of 7,000 and a prime location on campus, the venue is regularly packed to the rafters with students and fans, providing an electric atmosphere ripe for success. Since its opening, the men's basketball team has been dominant in the arena, posting an overall record of 134-35 (.793), including five seasons of at least 15 wins.

GCU Arena hit new levels in 2018-19. With an average crowd of 7,170 fans, GCU Arena was the fullest venue in college basketball with a percent capacity of 102.42%.

Home attendance has tripled since the arrival of the arena, with a per-game average of over 7,100 fans coming through the doors in 2018-19. While crowds of over 7,000 used to represent milestones, it has become a common occurrence at GCU Arena. All but two non-conference games were filled above the arena's 7,000-seat capacity in the 2018-19 season.

The facility originally broke ground in the summer of 2010 and was completed before the start of the following basketball season. It is owned and operated by the university.



The Havocs are some of the most dedicated and rowdy fans in all of collegiate sports. Often 3,500 students strong, they turn GCU athletic venues into some of the rowdiest environments in all of college sports.

Known for their constant energy, support and pride, the Havocs support and encourage GCU athletic teams, promote school spirit and build Lope pride.

Tabbed as the "Biggest Party in College Basketball," the Havocs bring the noise and excitement every game with different cheers and chants to give every team a competitive advantage when playing at home. In 2018, GCU Arena was ranked 22nd in the country for best college basketball atmospheres, and was quoted as "easily one of the rowdiest fan bases in the entire country."



The Havocs mission is to be the most spirited, energetic and disruptive student section in the country. Havocs strive to create the most unique game day experience in college basketball and a sense of camaraderie for all students.

The Havocs cheer at more than just home events, sending droves of students to rival New Mexico State and to the WAC Tournament in Las Vegas. The support has garnered national attention over the past five years including being featured on ESPN's Scott Van Pelt's SportsCenter show.



WHAT THEY'RE SAYING

"In college basketball, in my 40-plus years, this was the toughest crowd I've ever faced. Awesome ... you've got something special here. Really special."

- Rick Pitino, Hall of Fame coach

"GCU created college basketball's rowdiest secret with stunning quickness ... home to possibly the best student section in college basketball. Duke has the Cameron crazies. Kansas has the Phog. GCU has the Havocs."

- Andrew Joseph, USA Today

"This is not a college basketball game. It's a Miami nightclub in the desert."

- Myron Medcalf, ESPN.com

"The Havocs are the biggest party in college basketball." - SB Nation



## RECORD WHEN

| GAME TYPE                       | 2021-22 | UNDER DREW | D1 ERA |
|---------------------------------|---------|------------|--------|
| Home                            | 4-1     | 14-4       | 104-33 |
| Road                            | 2-0     | 7-1        | 40-47  |
| Neutral site                    | 0-0     | 2-3        | 15-14  |
| Overtime games                  | 0-0     | 0-0        | 4-2    |
| AT THE HALF                     | 2021-22 | UNDER DREW | D1 ERA |
| Leading                         | 5-0     | 18-3       | 130-26 |
| Trailing                        | 1-1     | 3-4        | 23-67  |
| Tied                            | 0-0     | 2-1        | 8-4    |
| WHEN SCORING                    | 2021-22 | UNDER DREW | D1 ERA |
| Less than 60 points             | 1-0     | 2-2        | 4-30   |
| 60-69 points                    | 1-1     | 3-4        | 28-36  |
| 70-79 points                    | 2-0     | 8-2        | 59-23  |
| 80-89 points                    | 1-0     | 6-0        | 47-7   |
| 90-99 points                    | 1-0     | 3-0        | 18-0   |
| 100+ points                     | 0-0     | 1-0        | 3-1    |
| SCORING MARGIN                  | 2021-22 | UNDER DREW | D1 ERA |
| 1-5 points                      | 1-0     | 3-4        | 37-35  |
| 6-9 points                      | 1-1     | 3-1        | 24-17  |
| 10-15 points                    | 1-0     | 7-2        | 42-23  |
| 16+ points                      | 3-0     | 11-0       | 56-17  |
| REBOUNDING                      | 2021-22 | UNDER DREW | D1 ERA |
| Less than 20 rebounds           | 0-0     | 0-0        | 2-2    |
| 20-24 rebounds                  | 0-0     | 0-0        | 2-13   |
| 25-29 rebounds                  | 0-0     | 1-0        | 16-22  |
| 30-34 rebounds                  | 1-0     | 3-3        | 38-30  |
| 35-39 rebounds                  | 2-0     | 6-2        | 45-20  |
| 40-49 rebounds                  | 2-0     | 11-0       | 48-7   |
| 50+ rebounds                    | 1-1     | 4-1        | 10-1   |
| SHOOTING PERCENTAGE             | 2021-22 | UNDER DREW | D1 ERA |
| GCU shoots better than opponent | 5-0     | 19-4       | 128-20 |
| GCU shoots worse than opponent  | 1-1     | 2-4        | 28-73  |
| Same shooting percentage        | 0-0     | 0-0        | 1-0    |
| GCU shoots 50%+                 | 1-0     | 9-1        | 54-8   |
| GCU shoots 45-49.9%             | 3-0     | 10-2       | 49-14  |
| GCU shoots 40-44.9%             | 2-0     | 4-1        | 40-30  |
| GCU shoots under 40%            | 0-1     | 0-4        | 16-45  |
| TURNOVERS                       | 2021-22 | UNDER DREW | D1 ERA |
| GCU has fewer than opponent     | 3-0     | 11-1       | 92-30  |
| GCU has more than opponent      | 2-0     | 8-4        | 51-53  |
| Same number of turnovers        | 1-1     | 3-2        | 14-13  |
| FOULS                           | 2021-22 | UNDER DREW | D1 ERA |
| GCU has fewer than opponent     | 2-0     | 13-0       | 116-32 |
| GCU has more than opponent      | 4-1     | 10-8       | 31-57  |
| Same number of fouls            | 0-0     | 0-0        | 13-8   |
| MISCELLANEOUS                   | 2021-22 | UNDER DREW | D1 ERA |
| Record coming off a win         | 4-1     | 17-5       | 101-54 |
| Record coming off a loss        | 1-0     | 4-3        | 55-36  |
| vs. AP Top 25                   | 0-0     | 0-2        | 0-8    |

## SUPERLATIVES

## GCU HIGHS

|                       |      |                                     |
|-----------------------|------|-------------------------------------|
| Points                | 91   | 11/17 vs. Prairie View A&M          |
| Field goals made      | 29   | 2x, last: 11/29 at Loyola Marymount |
| Field goal attempts   | 64   | 2x, last: 11/24 vs. Life Pacific    |
| Field goal percentage | 50.9 | 11/17 vs. Prairie View A&M          |
| 3-pointers made       | 17   | 11/17 vs. Prairie View A&M          |
| 3-pointers attempted  | 32   | 11/24 vs. Life Pacific              |
| Free throws made      | 16   | 3x, last: 11/24 vs. Life Pacific    |
| Free throws attempted | 23   | 2x, last: 11/24 vs. Life Pacific    |
| Free throw percentage | 73.3 | 11/12 vs. North Florida             |
| Rebounds              | 51   | 2x, last: 11/24 vs. Life Pacific    |
| Assists               | 19   | 11/24 vs. Life Pacific              |
| Steals                | 12   | 11/24 vs. Life Pacific              |
| Blocked shots         | 3    | 11/12 vs. North Florida             |
| Turnovers             | 17   | 11/27 at Pepperdine                 |
| Fouls                 | 21   | 11/22 vs. Wyoming                   |

## GCU LOWS

|                       |      |                               |
|-----------------------|------|-------------------------------|
| Points                | 59   | 11/27 at Pepperdine           |
| Field goals made      | 19   | 11/22 vs. Wyoming             |
| Field goal attempts   | 50   | 11/12 vs. North Florida       |
| Field goal percentage | 29.7 | 11/22 vs. Wyoming             |
| 3-pointers made       | 4    | 11/27 at Pepperdine           |
| 3-pointers attempted  | 16   | 11/12 vs. North Florida       |
| Free throws made      | 7    | 11/27 at Pepperdine           |
| Free throws attempted | 12   | 11/27 at Pepperdine           |
| Free throw percentage | 47.4 | 11/9 vs. Grambling State      |
| Rebounds              | 31   | 11/29 at Loyola Marymount     |
| Assists               | 8    | 11/22 vs. Wyoming             |
| Steals                | 5    | 11/22 vs. Wyoming             |
| Blocked shots         | 1    | 4x, last: 11/27 at Pepperdine |
| Turnovers             | 9    | 11/22 vs. Wyoming             |
| Fouls                 | 9    | 11/24 vs. Life Pacific        |

## OPPONENT HIGHS

|                       |      |                               |
|-----------------------|------|-------------------------------|
| Points                | 72   | 11/29 at Loyola Marymount     |
| Field goals made      | 27   | 11/29 at Loyola Marymount     |
| Field goal attempts   | 60   | 11/17 vs. Prairie View A&M    |
| Field goal percentage | 54.0 | 11/29 at Loyola Marymount     |
| 3-pointers made       | 9    | 11/24 vs. Life Pacific        |
| 3-pointers attempted  | 24   | 2x, last: 11/27 at Pepperdine |
| Free throws made      | 13   | 11/17 vs. Prairie View A&M    |
| Free throws attempted | 21   | 11/22 vs. Wyoming             |
| Free throw percentage | 85.7 | 11/29 at Loyola Marymount     |
| Rebounds              | 33   | 11/22 vs. Wyoming             |
| Assists               | 17   | 11/29 at Loyola Marymount     |
| Steals                | 8    | 11/17 vs. Prairie View A&M    |
| Blocked shots         | 5    | 11/9 vs. Grambling State      |
| Turnovers             | 21   | 11/24 vs. Life Pacific        |
| Fouls                 | 21   | 11/17 vs. Prairie View A&M    |

## OPPONENT LOWS

|                       |      |                                      |
|-----------------------|------|--------------------------------------|
| Points                | 47   | 11/24 vs. Life Pacific               |
| Field goals made      | 16   | 11/12 vs. North Florida              |
| Field goal attempts   | 46   | 11/12 vs. North Florida              |
| Field goal percentage | 34.8 | 11/12 vs. North Florida              |
| 3-pointers made       | 3    | 11/17 vs. Prairie View A&M           |
| 3-pointers attempted  | 13   | 11/9 vs. Grambling State             |
| Free throws made      | 2    | 11/24 vs. Life Pacific               |
| Free throws attempted | 4    | 11/24 vs. Life Pacific               |
| Free throw percentage | 50.0 | 11/24 vs. Life Pacific               |
| Rebounds              | 20   | 11/12 vs. North Florida              |
| Assists               | 6    | 2x, last: 11/17 vs. Prairie View A&M |
| Steals                | 3    | 2x, last: 11/22 vs. Wyoming          |
| Blocked shots         | 0    | 2x, last: 11/24 vs. Life Pacific     |
| Turnovers             | 9    | 11/22 vs. Wyoming                    |
| Fouls                 | 13   | 11/9 vs. Grambling State             |





## TEAM

|   |  |  |   |
|---|--|--|---|
| Scored 90+ points                         | vs. Prairie View A&M (91), 11/17/21            | Won game decided by one point                          | vs. Utah Valley (W 60-59), 2/24/17          |
| Scored 90+ points (WAC)                   | at California Baptist (103), 2/8/20            | Lost game decided by one point                         | vs. Chicago State (L 56-55), 1/31/15        |
| Scored 100+ points                        | vs. Bethesda (121), 1/15/21                    | Two consecutive games decided by one point             | Never happened                              |
| Scored 100+ points (WAC)                  | at California Baptist (103), 2/8/20            | Two consecutive games decided by five points or less   | 2 games, 12/13/20-12/20/20                  |
| Scored 110+ points                        | vs. Bethesda (121), 1/15/21                    | Three consecutive games decided by five points or less | 3 games, 1/19/20-1/25/20                    |
| Scored 110+ points (WAC)                  | Never happened                                 | Came back from 15-point deficit                        | vs. UMKC (WAC Quarterfinal) (16), 3/8/18    |
| Scored less than 50 points                | at Kentucky (45), 11/14/14                     | Came back from 18-point deficit                        | at UTRGV (19), 2/6/16                       |
| Scored less than 50 points (WAC)          | Never happened                                 | Came back from 20-point deficit                        | vs. CSU Bakersfield (20), 2/8/14            |
| Allowed 90+ points                        | at Utah Valley (92), 2/22/20                   | Pulled down 45 rebounds                                | at Pepperdine (46), 11/27/21                |
| Allowed 90+ points (WAC)                  | at Utah Valley (92), 2/22/20                   | Pulled down 50 rebounds                                | vs. Life Pacific (51), 11/24/21             |
| Allowed 100+ points                       | vs. Nebraska-Omaha (108), 12/13/15             | Pulled down 55 rebounds                                | vs. Mississippi Valley State (56), 12/1/20  |
| Allowed 100+ points (WAC)                 | Never happened                                 | Back-to-back 50 rebound games                          | vs. Wyoming and Life Pacific, 11/22-24/2021 |
| Allowed less than 50 points               | vs. Seattle U, WAC Tournament (47), 3/12/21    | Out-rebounded opponent by 15+                          | at Pepperdine (+16), 11/27/21               |
| Allowed less than 50 points (WAC)         | at Dixie State (46), 1/23/21                   | Out-rebounded opponent by 20+                          | vs. Life Pacific (+28), 11/24/21            |
| Shot 60% from the field                   | vs. Bethesda (70.0%), 1/15/21                  | Out-rebounded opponent by 25+                          | vs. Life Pacific (+28), 11/24/21            |
| Shot 65% from the field                   | vs. Bethesda (70.0%), 1/15/21                  | Won an overtime game                                   | vs. Kansas City (OT), 2/13/20               |
| Shot 70% from the field                   | vs. Bethesda (70.0%), 1/15/21                  | Lost an overtime game                                  | at Seattle U (OT), 3/9/19                   |
| Shot less than 30% from the field         | vs. Wyoming (29.7%), 11/22/21                  | Won an overtime game (WAC)                             | vs. Kansas City (OT), 2/13/20               |
| Allowed 60% shooting                      | Never happened                                 | Lost an overtime game (WAC)                            | at Seattle U (OT), 3/9/19                   |
| Allowed 65% shooting                      | Never happened                                 | Played two overtimes                                   | at Boise State (20T), 12/13/17              |
| Allowed 30% or less shooting              | vs. Seattle U, WAC Tournament (28.3%), 3/12/21 | Played consecutive overtime games                      | Never happened                              |
| Allowed 25% or less shooting              | vs. Coppin St. (24.5%), 11/25/16               | Committed 20+ turnovers                                | at UTRGV (21), 1/30/20                      |
| Shot 90%+ from FT line (min. 10 FTA)      | vs. New Mexico State (91.7%, 11-12), 1/30/21   | Committed less than 10 turnovers                       | vs. Wyoming (9), 11/22/21                   |
| Shot 100% from FT line (min. 10 FTA)      | vs. Northern Arizona (100%, 11-11), 3/28/15    | Committed less than 8 turnovers                        | vs. Iowa, NCAA Tournament (7), 3/20/21      |
| Shot below 50% from FT line (min. 10 FTA) | vs. Grambling State (47.4%, 9-19), 11/9/21     | Committed less than 5 turnovers                        | vs. Montana State (4), 11/19/19             |
| Attempted 40 free throws                  | vs. Nebraska-Omaha (40), 12/13/15              | Scored 45+ in a half                                   | at Loyola Marymount (50 in 2nd), 11/29/21   |
| Attempted five or less free throws        | vs. Utah Valley (3), 3/5/21                    | Scored 50+ in a half                                   | at Loyola Marymount (50 in 2nd), 11/29/21   |
| Made 30 free throws                       | vs. Nebraska-Omaha (31), 12/13/15              |  |   |
| Made 10 3-pointers                        | vs. Prairie View A&M (17), 11/17/21            |  |   |
| Made 12 3-pointers                        | vs. Prairie View A&M (17), 11/17/21            |  |   |
| Made 15 3-pointers                        | vs. Prairie View A&M (17), 11/17/21            |  |   |
| Made 16 3-pointers                        | vs. Prairie View A&M (17), 11/17/21            |  |   |
| Made 17 3-pointers                        | vs. Prairie View A&M (17), 11/17/21            |  |   |
| Scored 90+ in consecutive games           | vs. Bethesda, 1/15-16/21                       |  |   |
| Scored 90+ in three consecutive games     | at Chicago St., vs CBU, vs ENMU 2/16-27/19     |  |   |
| Scored 100+ in consecutive games          | Never happened                                 |  |   |
| Won game by 30 points or more             | vs. Life Pacific (35), 11/24/21                |  |   |
| Won game by 35 points or more             | vs. Life Pacific (35), 11/24/21                |  |   |
| Won game by 40 points or more             | vs. Bethesda (51), 1/16/21                     |  |   |
| Won game by 45 points or more             | vs. Bethesda (51), 1/16/21                     |  |   |
| Won game by 50 points or more             | vs. Bethesda (51), 1/16/21                     |  |   |
| Lost game by 30 points or more            | vs. New Mexico State (WAC Final) (32), 3/16/19 |  |   |
| Lost game by 40 points or more            | at Louisville (48), 12/5/15                    |  |   |





INDIVIDUAL

IN ANY GAME...

Scored 25 Points Holland Woods II, 25, 11/17/21, vs. Prairie View A&M  
 Scored 30 Points Carlos Johnson, 33, 3/7/20, vs. CSU Bakersfield  
 Scored 35 Points Carlos Johnson, 35, 3/15/19, vs. Utah Valley (WAC Semifinal)  
 Scored 40 Points DeWayne Russell, 42, 12/3/16, vs. Louisville

Scored 20 points in a half Carlos Johnson, 23, 1st, 3/7/20 vs. CSU Bakersfield  
 Scored 25 points in a half Michael Finke, 27, 2nd, 2/27/19 vs. Eastern New Mexico

Two players had 20 points Woods (24) and Blacksher (20), 11/29/21 at LMU  
 Two players had 25 points M. Finke (38) and Johnson (25), 2/27/19, vs. Eastern N.M.  
 Three players had 20 points Johnson (25), Dixon (24), Jenkins (20), 2/8/20 at CBU

Scored 20 points in two straight games Jovan Blacksher Jr. (2), 12/11/20-12/13/20  
 Scored 20 points in three straight games Carlos Johnson (3), 3/9/19 - 3/15/19  
 Scored 20 points in four straight games Alessandro Lever (4), 1/18/18 - 1/27/18  
 Scored 20 points in five straight games never happened  
 Scored 30 points in two straight games Carlos Johnson (2), 3/13/19 - 3/14/19

Double figures in 10 straight games Jovan Blacksher Jr. (11), 3/6/21 - pres.  
 Double figures in 15 straight games Asbjørn Midtgaard (15), 12/13/20 - 2/27/21  
 Double figures in 20 straight games DeWayne Russell (33), 3/1/16 - 3/4/17

Five players scored in double figures vs. Utah Valley (5), 3/6/21  
 Six players scored in double figures vs. Bethesda (6), 1/15/21  
 Four players scored 15 or more points at California Baptist (4), 2/8/20

Double-double Gabe McGlothan (17p/12r), 11/22/21, vs. Wyoming  
 Double-double (points / assists) Casey Benson, 1/23/18, 12p/10a, vs. William Jessup  
 Double-double in two straight games Asbjørn Midtgaard (5), 1/31/21-2/27/21  
 Double-double in three straight games Asbjørn Midtgaard (5), 1/31/21-2/27/21  
 Double-double in four straight games Asbjørn Midtgaard (5), 1/31/21-2/27/21  
 Two players with double-double Midtgaard (14/11) & Lever (19/10), 2/20/21, vs. CBU  
 Triple-double never happened

20 points, 10 rebounds Alessandro Lever, 1/25/20, 20p/14r, vs. Utah Valley  
 30 points, 10 rebounds Alessandro Lever, 2/20/18, 30p/10r, vs. Seattle U  
 20 points, 10 assists DeWayne Russell, 21p/11a, 1/7/17 vs. Utah Valley

Made 10 FG in a game Asbjørn Midtgaard (10), 11/28/20 vs. Benedictine Mesa  
 Made 12 FG in a game Carlos Johnson (12), 11/22/19, vs. Valparaiso (Paradise Jam)  
 Made 15 FG in a game Michael Finke (16) 2/14/19, at Kansas City

Attempted 15 FG in a game Holland Woods II (17), 11/29/21, at Loyola Marymount  
 Attempted 17 FG in a game Holland Woods II (17), 11/29/21, at Loyola Marymount  
 Attempted 20 FG in a game Jovan Blacksher Jr. (24), 11/22/21, vs. Wyoming

Made five 3-pointers in a game Holland Woods II (5), 11/17/21, vs. Prairie View A&M  
 Made six 3-pointers in a game Michael Finke (6), 2/17/19, vs. Eastern New Mexico  
 Made seven 3-pointers in a game Josh Braun (9), 2/23/17, vs. Chicago State  
 Made eight 3-pointers in a game Josh Braun (9), 2/23/17, vs. Chicago State  
 Made nine 3-pointers in a game Josh Braun (9), 2/23/17, vs. Chicago State  
 Attempted 10 3-pointers in a game Michael Finke (11), 2/17/19, vs. Eastern N.M.  
 Attempted 12 3-pointers in a game Josh Braun (19), 2/23/17, vs. Chicago State

IN A CONFERENCE GAME...

Scored 25 Points Carlos Johnson, 25, 2/8/20, at California Baptist  
 Scored 30 Points Michael Finke, 36, 2/14/19, at Kansas City  
 Scored 35 Points Michael Finke, 36, 2/14/19, at Kansas City  
 Scored 40 Points never happened

Scored 20 points in a half Michael Finke, 24, 2nd, 3/2/19 vs. CSU Bakersfield  
 Scored 25 points in a half never happened

Two players had 20 points Lever (23) and Johnson (23), 2/22/20, at Utah Valley  
 Two players had 25 points Garrison (31) and Larson (27), 2/27/14, vs. Kansas City  
 Three players had 20 points Johnson (25), Dixon (24), Jenkins (20), 2/8/20 at CBU

Scored 20 points in two straight games Alessandro Lever (2), 2/20/20-2/22/20  
 Scored 20 points in three straight games Carlos Johnson (3), 1/19/19 - 2/2/19  
 Scored 20 points in four straight games never happened  
 Scored 20 points in five straight games never happened  
 Scored 30 points in two straight games never happened

Double figures in 10 straight games Asbjørn Midtgaard (10), 1/7/21 - 2/27/21  
 Double figures in 15 straight games Carlos Johnson (18), 2/16/19 - 2/27/20  
 Double figures in 20 straight games never happened

Five players scored in double figures vs. UTRGV (5), 2/29/20  
 Six players scored in double figures never happened  
 Four players scored 15 or more points at California Baptist (4), 2/8/20

Double-double Asbjørn Midtgaard (16p/16r), 2/27/21, at Seattle U  
 Double-double (points / assists) DeWayne Russell, 1/7/17, 21p/11a, vs. Utah Valley  
 Double-double in two straight games Asbjørn Midtgaard (5), 1/31/21-2/27/21  
 Double-double in three straight games Asbjørn Midtgaard (5), 1/31/21-2/27/21  
 Double-double in four straight games Asbjørn Midtgaard (5), 1/31/21-2/27/21  
 Two players with double-double Midtgaard (14/11) & Lever (19/10), 2/20/21, vs. CBU  
 Triple-double never happened

20 points, 10 rebounds Alessandro Lever, 1/25/20, 20p/14r, vs. Utah Valley  
 30 points, 10 rebounds Alessandro Lever, 2/20/18, 30p/10r, vs. Seattle U  
 20 points, 10 assists DeWayne Russell, 21p/11a, 1/7/17 vs. Utah Valley

Made 10 FG in a game Carlos Johnson (11), 3/7/20, vs. CSU Bakersfield  
 Made 12 FG in a game Michael Finke (16) 2/14/19, at Kansas City  
 Made 15 FG in a game Michael Finke (16) 2/14/19, at Kansas City

Attempted 15 FG in a game Alessandro Lever (15), 3/5/21, vs. Utah Valley  
 Attempted 17 FG in a game Jovan Blacksher Jr. (20), 1/22/21, at Dixie State  
 Attempted 20 FG in a game Jovan Blacksher Jr. (20), 1/22/21, at Dixie State

Made five 3-pointers in a game Damari Milstead (5), 1/12/19, at UT Rio Grande Valley  
 Made six 3-pointers in a game Josh Braun (9), 2/23/17, vs. Chicago State  
 Made seven 3-pointers in a game Josh Braun (9), 2/23/17, vs. Chicago State  
 Made eight 3-pointers in a game Josh Braun (9), 2/23/17, vs. Chicago State  
 Made nine 3-pointers in a game Josh Braun (9), 2/23/17, vs. Chicago State  
 Attempted 10 3-pointers in a game Josh Braun (11), 2/10/18, at New Mexico State  
 Attempted 12 3-pointers in a game Josh Braun (19), 2/23/17, vs. Chicago State



## INDIVIDUAL

## IN ANY GAME...

|                                       |                                    |
|---------------------------------------|------------------------------------|
| Made a 3-pointer in 10 straight games | Josh Braun (21), 1/7/17 – 11/25/17 |
| Made a 3-pointer in 15 straight games | Josh Braun (21), 1/7/17 – 11/25/17 |
| Made a 3-pointer in 20 straight games | Josh Braun (21), 1/7/17 – 11/25/17 |

|                          |  |
|--------------------------|--|
| Made 10 free throws      | Asbjørn Midtgaard (10), 2/27/21, at Seattle U        |
| Made 15 free throws      | Josh Braun (17), 1/16/16 vs. Utah Valley             |
| Made 16 free throws      | Josh Braun (17), 1/16/16 vs. Utah Valley             |
| Made 17 free throws      | Josh Braun (17), 1/16/16 vs. Utah Valley             |
| Attempted 15 free throws | Alessandro Lever (17), 3/8/18, vs UMKC (WAC Quarter) |
| Attempted 18 free throws | Josh Braun (19), 1/16/16 vs. Utah Valley             |
| Attempted 19 free throws | Josh Braun (19), 1/16/16 vs. Utah Valley             |
| Attempted 20 free throws | Jerome Garrison (20), 1/23/14 vs. Idaho              |

|             |  |
|-------------|--|
| 12 rebounds | Gabe McGlothan (12), 11/22/21 vs. Wyoming                  |
| 13 rebounds | Gabe McGlothan (14), 3/12/21 vs. Seattle U, WAC Tournament |
| 14 rebounds | Gabe McGlothan (14), 3/12/21 vs. Seattle U, WAC Tournament |
| 15 rebounds | Asbjørn Midtgaard (16), 2/27/21 at Seattle U               |
| 16 rebounds | Asbjørn Midtgaard (16), 2/27/21 at Seattle U               |
| 20 rebounds | Killian Larson (20), 2/22/14 at Idaho                      |

|                       |   |
|-----------------------|---|
| 10 rebounds in a half | Asbjørn Midtgaard (12, 2nd), 11/25/20 vs. Grambling State |
| 11 rebounds in a half | Asbjørn Midtgaard (12, 2nd), 11/25/20 vs. Grambling State |
| 12 rebounds in a half | Asbjørn Midtgaard (12, 2nd), 11/25/20 vs. Grambling State |
| 13 rebounds in a half | never happened  |

|                                      |  |
|--------------------------------------|--|
| 10+ rebounds in two straight games   | Asbjørn Midtgaard (5), 1/31/21 – 3/6/21      |
| 10+ rebounds in three straight games | Asbjørn Midtgaard (5), 1/31/21 – 3/6/21      |
| 10+ rebounds in four straight games  | Asbjørn Midtgaard (5), 1/31/21 – 3/6/21      |
| Two players had 10 rebounds          | Midtgaard (11) & Lever (10), 2/19/21 vs. CBU |
| Three players had 10 rebounds        | never happened                               |

|            |   |
|------------|---|
| 6 assists  | Jovan Blacksher Jr. (6), 11/27/21 at Pepperdine       |
| 7 assists  | Jovan Blacksher Jr. (8), 11/24/21 vs. Life Pacific    |
| 8 assists  | Jovan Blacksher Jr. (8), 11/24/21 vs. Life Pacific    |
| 9 assists  | Jovan Blacksher Jr. (9), 3/5/21 vs. Utah Valley       |
| 10 assists | Jovan Blacksher Jr. (10), 11/19/19, vs. Montana State |
| 11 assists | DeWayne Russell (11), 1/7/17, vs. Utah Valley         |
| 12 assists | DeWayne Russell (12), 12/13/15 vs. Nebraska-Omaha     |

|                                  |   |
|----------------------------------|---|
| 7+ assists in two straight games | Jovan Blacksher Jr. (2), 2/27/21 – 3/5/21 |
|----------------------------------|---|

|                             |  |
|-----------------------------|--|
| Two players with 5+ assists | Blacksher (7) & Frayer (4), 3/20/21 vs. Iowa |
|-----------------------------|--|

|          |  |
|----------|--|
| 4 blocks | Asbjørn Midtgaard (4), 3/12/21 vs. Seattle U, WAC Tournament |
| 5 blocks | Asbjørn Midtgaard (5), 1/9/21 at Tarleton                    |
| 6 blocks | never happened   |

|          |  |
|----------|--|
| 4 steals | Taeshon Cherry (6), 11/29/21 at Loyola Marymount |
| 5 steals | Taeshon Cherry (6), 11/29/21 at Loyola Marymount |
| 6 steals | Taeshon Cherry (6), 11/29/21 at Loyola Marymount |

|                          |   |
|--------------------------|---|
| Played every minute      | Alessandro Lever (40), 2/20/20 at Seattle U             |
| Fouled out               | Dima Zdor, 11/22/21 vs. Wyoming                         |
| Two players fouled out   | Alessandro Lever & Carlos Johnson, 12/8/19, vs. Liberty |
| Three players fouled out | Blacksher Jr., Johnson, Jenkins, 2/20/20 at Seattle U   |

## IN A CONFERENCE GAME...

|                                       |                                    |
|---------------------------------------|------------------------------------|
| Made a 3-pointer in 10 straight games | Josh Braun (22), 2/27/16 – 1/20/18 |
| Made a 3-pointer in 15 straight games | Josh Braun (22), 2/27/16 – 1/20/18 |
| Made a 3-pointer in 20 straight games | Josh Braun (22), 2/27/16 – 1/20/18 |

|                          |   |
|--------------------------|---|
| Made 10 free throws      | Asbjørn Midtgaard (10), 2/27/21, at Seattle U |
| Made 15 free throws      | Josh Braun (17), 1/16/16 vs. Utah Valley      |
| Made 16 free throws      | Josh Braun (17), 1/16/16 vs. Utah Valley      |
| Made 17 free throws      | Josh Braun (17), 1/16/16 vs. Utah Valley      |
| Attempted 15 free throws | Alessandro Lever (15), 2/22/18, vs. Seattle U |
| Attempted 18 free throws | Josh Braun (19), 1/16/16 vs. Utah Valley      |
| Attempted 19 free throws | Josh Braun (19), 1/16/16 vs. Utah Valley      |
| Attempted 20 free throws | Jerome Garrison (20), 1/23/14 vs. Idaho       |

|             |  |
|-------------|--|
| 12 rebounds | Asbjørn Midtgaard (16), 2/27/21 at Seattle U |
| 13 rebounds | Asbjørn Midtgaard (16), 2/27/21 at Seattle U |
| 14 rebounds | Asbjørn Midtgaard (16), 2/27/21 at Seattle U |
| 15 rebounds | Asbjørn Midtgaard (16), 2/27/21 at Seattle U |
| 16 rebounds | Asbjørn Midtgaard (16), 2/27/21 at Seattle U |
| 20 rebounds | Killian Larson (20), 2/22/14 at Idaho        |

|                       |   |
|-----------------------|---|
| 10 rebounds in a half | Trey Drechsel (10, 1st), 1/5/19, vs Seattle U       |
| 11 rebounds in a half | Killian Larson (12, 2nd), 1/30/14, vs Chicago State |
| 12 rebounds in a half | Killian Larson (12, 2nd), 1/30/14, vs Chicago State |
| 13 rebounds in a half | never happened                                      |

|                                      |  |
|--------------------------------------|--|
| 10+ rebounds in two straight games   | Asbjørn Midtgaard (5), 1/31/21 – pres        |
| 10+ rebounds in three straight games | Asbjørn Midtgaard (5), 1/31/21 – pres        |
| 10+ rebounds in four straight games  | Asbjørn Midtgaard (5), 1/31/21 – pres        |
| Two players had 10 rebounds          | Midtgaard (11) & Lever (10), 2/19/21 vs. CBU |
| Three players had 10 rebounds        | never happened                               |

|            |   |
|------------|---|
| 6 assists  | Jovan Blacksher Jr. (9), 3/5/21 vs. Utah Valley |
| 7 assists  | Jovan Blacksher Jr. (9), 3/5/21 vs. Utah Valley |
| 8 assists  | Jovan Blacksher Jr. (9), 3/5/21 vs. Utah Valley |
| 9 assists  | Jovan Blacksher Jr. (9), 3/5/21 vs. Utah Valley |
| 10 assists | DeWayne Russell (11), 1/7/17, vs. Utah Valley   |
| 11 assists | DeWayne Russell (11), 1/7/17, vs. Utah Valley   |
| 12 assists | never happened                                  |

|                                  |   |
|----------------------------------|---|
| 7+ assists in two straight games | Jovan Blacksher Jr. (2), 2/27/21 – 3/5/21 |
|----------------------------------|---|

|                             |   |
|-----------------------------|---|
| Two players with 5+ assists | Blacksher (7) & Frayer (5), 2/19/21 vs. CBU |
|-----------------------------|---|

|          |   |
|----------|---|
| 4 blocks | Asbjørn Midtgaard (5), 1/9/21 at Tarleton |
| 5 blocks | Asbjørn Midtgaard (5), 1/9/21 at Tarleton |
| 6 blocks | never happened                            |

|          |   |
|----------|---|
| 4 steals | Damari Milstead (4), 2/16/19 at Chicago State |
| 5 steals | Gerard Martin (5), 2/2/109 at CSU Bakersfield |
| 6 steals | never happened                                |

|                          |   |
|--------------------------|---|
| Played every minute      | Alessandro Lever (40), 2/20/20 at Seattle U           |
| Fouled out               | Gabe McGlothan, 2/21/21 vs. California Baptist        |
| Two players fouled out   | C. Johnson & A. Lever, 3/9/19 at Seattle U            |
| Three players fouled out | Blacksher Jr., Johnson, Jenkins, 2/20/20 at Seattle U |

Scored at least... (game)

|                            |                            |                            |                            |                            |                            |                            |                            |                            |                            |                            |                            |                            |                            |                            |                            |                            |                            |                            |                            |
|----------------------------|----------------------------|----------------------------|----------------------------|----------------------------|----------------------------|----------------------------|----------------------------|----------------------------|----------------------------|----------------------------|----------------------------|----------------------------|----------------------------|----------------------------|----------------------------|----------------------------|----------------------------|----------------------------|----------------------------|
| <b>81</b>                  | <b>82</b>                  | <b>83</b>                  | <b>84</b>                  | <b>85</b>                  | <b>86</b>                  | <b>87</b>                  | <b>88</b>                  | <b>89</b>                  | <b>90</b>                  | <b>91</b>                  | <b>92</b>                  | <b>93</b>                  | <b>94</b>                  | <b>95</b>                  | <b>96</b>                  | <b>97</b>                  | <b>98</b>                  | <b>99</b>                  | <b>100</b>                 |
| 11/24/21<br>vs. LPU<br>82  | 11/24/21<br>vs. LPU<br>82  | 11/17/21<br>vs. PVAM<br>91 | 11/17/21<br>vs. PVAM<br>91 | 11/17/21<br>vs. PVAM<br>91 | 11/17/21<br>vs. PVAM<br>91 | 11/17/21<br>vs. PVAM<br>91 | 11/17/21<br>vs. PVAM<br>91 | 11/17/21<br>vs. PVAM<br>91 | 11/17/21<br>vs. PVAM<br>91 | 11/17/21<br>vs. PVAM<br>91 | 1/16/21<br>vs. BETH<br>98  | 1/16/21<br>vs. BETH<br>98  | 1/16/21<br>vs. BETH<br>98  | 1/16/21<br>vs. BETH<br>98  | 1/16/21<br>vs. BETH<br>98  | 1/16/21<br>vs. BETH<br>98  | 1/16/21<br>vs. BETH<br>98  | 1/15/21<br>vs. BETH<br>121 | 1/15/21<br>vs. BETH<br>121 |
| <b>101</b>                 | <b>102</b>                 | <b>103</b>                 | <b>104</b>                 | <b>105</b>                 | <b>106</b>                 | <b>107</b>                 | <b>108</b>                 | <b>109</b>                 | <b>110</b>                 | <b>111</b>                 | <b>112</b>                 | <b>113</b>                 | <b>114</b>                 | <b>115</b>                 | <b>116</b>                 | <b>117</b>                 | <b>118</b>                 | <b>119</b>                 | <b>120</b>                 |
| 1/15/21<br>vs. BETH<br>121 | 1/15/21<br>vs. BETH<br>121 | 1/15/21<br>vs. BETH<br>121 | 1/15/21<br>vs. BETH<br>121 | 1/15/21<br>vs. BETH<br>121 | 1/15/21<br>vs. BETH<br>121 | 1/15/21<br>vs. BETH<br>121 | 1/15/21<br>vs. BETH<br>121 | 1/15/21<br>vs. BETH<br>121 | 1/15/21<br>vs. BETH<br>121 | 1/15/21<br>vs. BETH<br>121 | 1/15/21<br>vs. BETH<br>121 | 1/15/21<br>vs. BETH<br>121 | 1/15/21<br>vs. BETH<br>121 | 1/15/21<br>vs. BETH<br>121 | 1/15/21<br>vs. BETH<br>121 | 1/15/21<br>vs. BETH<br>121 | 1/15/21<br>vs. BETH<br>121 | 1/15/21<br>vs. BETH<br>121 | 1/15/21<br>vs. BETH<br>121 |

Scored at least... (1st half)

|                          |                          |                          |                          |                          |                           |                           |                           |                           |                           |                           |                           |                           |                           |                           |                           |                           |                           |                           |                           |
|--------------------------|--------------------------|--------------------------|--------------------------|--------------------------|---------------------------|---------------------------|---------------------------|---------------------------|---------------------------|---------------------------|---------------------------|---------------------------|---------------------------|---------------------------|---------------------------|---------------------------|---------------------------|---------------------------|---------------------------|
| <b>45</b>                | <b>46</b>                | <b>47</b>                | <b>48</b>                | <b>49</b>                | <b>50</b>                 | <b>51</b>                 | <b>52</b>                 | <b>53</b>                 | <b>54</b>                 | <b>55</b>                 | <b>56</b>                 | <b>57</b>                 | <b>58</b>                 | <b>59</b>                 | <b>60</b>                 | <b>61</b>                 | <b>62</b>                 | <b>63</b>                 | <b>64</b>                 |
| 3/12/21<br>vs. SEA<br>49 | 3/12/21<br>vs. SEA<br>49 | 3/12/21<br>vs. SEA<br>49 | 3/12/21<br>vs. SEA<br>49 | 3/12/21<br>vs. SEA<br>49 | 1/15/21<br>vs. BETH<br>67 | 1/15/21<br>vs. BETH<br>67 | 1/15/21<br>vs. BETH<br>67 | 1/15/21<br>vs. BETH<br>67 | 1/15/21<br>vs. BETH<br>67 | 1/15/21<br>vs. BETH<br>67 | 1/15/21<br>vs. BETH<br>67 | 1/15/21<br>vs. BETH<br>67 | 1/15/21<br>vs. BETH<br>67 | 1/15/21<br>vs. BETH<br>67 | 1/15/21<br>vs. BETH<br>67 | 1/15/21<br>vs. BETH<br>67 | 1/15/21<br>vs. BETH<br>67 | 1/15/21<br>vs. BETH<br>67 | 1/15/21<br>vs. BETH<br>67 |

Scored at least... (2nd half)

|                          |                          |                          |                          |                          |                          |                            |                           |                           |                           |           |           |           |           |           |           |           |           |           |           |
|--------------------------|--------------------------|--------------------------|--------------------------|--------------------------|--------------------------|----------------------------|---------------------------|---------------------------|---------------------------|-----------|-----------|-----------|-----------|-----------|-----------|-----------|-----------|-----------|-----------|
| <b>45</b>                | <b>46</b>                | <b>47</b>                | <b>48</b>                | <b>49</b>                | <b>50</b>                | <b>51</b>                  | <b>52</b>                 | <b>53</b>                 | <b>54</b>                 | <b>55</b> | <b>56</b> | <b>57</b> | <b>58</b> | <b>59</b> | <b>60</b> | <b>61</b> | <b>62</b> | <b>63</b> | <b>64</b> |
| 11/29/21<br>at LMU<br>50 | 11/29/21<br>at LMU<br>50 | 11/29/21<br>at LMU<br>50 | 11/29/21<br>at LMU<br>50 | 11/29/21<br>at LMU<br>50 | 11/29/21<br>at LMU<br>50 | 11/17/21<br>vs. PVAM<br>51 | 1/16/21<br>vs. BETH<br>54 | 1/16/21<br>vs. BETH<br>54 | 1/16/21<br>vs. BETH<br>54 |           |           |           |           |           |           |           |           |           |           |



Game Records

| Record         | Overall | Home | Away | Neutral |
|----------------|---------|------|------|---------|
| ALL GAMES      | 6-1     | 4-1  | 2-0  | 0-0     |
| CONFERENCE     | 0-0     | 0-0  | 0-0  | 0-0     |
| NON-CONFERENCE | 6-1     | 4-1  | 2-0  | 0-0     |

Score by Periods

| Team         | 1st | 2nd | OT | TOT |
|--------------|-----|-----|----|-----|
| Grand Canyon | 230 | 280 | 0  | 510 |
| Opponents    | 186 | 225 | 0  | 411 |

Team Box Score

| No.              | Player               | Total    |             |      | 3-Point        |             |               | F-Throw     |               | Rebounds    |            |            |            | Other Stats |            |          |           |            |           |           |            |             |
|------------------|----------------------|----------|-------------|------|----------------|-------------|---------------|-------------|---------------|-------------|------------|------------|------------|-------------|------------|----------|-----------|------------|-----------|-----------|------------|-------------|
|                  |                      | GP-GS    | MIN         | AVG  | FG-FGA         | FG%         | 3FG-3FGA      | 3FG%        | FT-FTA        | FT%         | OFF        | DEF        | TOT        | AVG         | PF         | DQ       | A         | TO         | BLK       | STL       | PTS        | AVG         |
| 10               | BLACKSHER JR., Jovan | 7-7      | 227:05      | 32.4 | 40-99          | .404        | 16-42         | .381        | 13-20         | .650        | 3          | 17         | 20         | 2.9         | 18         | 1        | 30        | 9          | 0         | 14        | 109        | 15.6        |
| 11               | WOODS, Holland       | 6-6      | 179:44      | 30.0 | 27-62          | .435        | 14-30         | .467        | 15-19         | .789        | 5          | 8          | 13         | 2.2         | 7          | 0        | 19        | 10         | 0         | 7         | 83         | 13.8        |
| 30               | MCGLOTHAN, Gabe      | 7-6      | 190:53      | 27.3 | 22-48          | .458        | 7-22          | .318        | 22-29         | .759        | 14         | 36         | 50         | 7.1         | 21         | 0        | 7         | 15         | 6         | 7         | 73         | 10.4        |
| 0                | MILLER-MOORE, Sean   | 7-7      | 134:00      | 19.1 | 22-43          | .512        | 1-7           | .143        | 6-10          | .600        | 10         | 26         | 36         | 5.1         | 14         | 0        | 6         | 11         | 1         | 3         | 51         | 7.3         |
| 35               | CHERRY, Taeshon      | 5-0      | 86:55       | 17.4 | 10-27          | .370        | 5-17          | .294        | 7-8           | .875        | 8          | 12         | 20         | 4.0         | 11         | 0        | 10        | 2          | 0         | 8         | 32         | 6.4         |
| 2                | MCMILLIAN, Chance    | 7-1      | 138:54      | 19.8 | 15-38          | .395        | 8-21          | .381        | 2-2           | 1.000       | 7          | 16         | 23         | 3.3         | 13         | 0        | 13        | 12         | 0         | 7         | 40         | 5.7         |
| 1                | ZDOR, Dima           | 7-2      | 103:38      | 14.8 | 15-25          | .600        | 0-1           | .000        | 1-9           | .111        | 19         | 15         | 34         | 4.9         | 12         | 1        | 2         | 3          | 0         | 3         | 31         | 4.4         |
| 24               | OUEDRAOGO, Yvan      | 7-6      | 141:05      | 20.2 | 11-22          | .500        | 0-0           | .000        | 7-14          | .500        | 17         | 22         | 39         | 5.6         | 11         | 0        | 0         | 11         | 1         | 2         | 29         | 4.1         |
| 5                | BLACKMON, Jalen      | 7-0      | 67:45       | 9.7  | 7-23           | .304        | 7-18          | .389        | 7-8           | .875        | 1          | 7          | 8          | 1.1         | 2          | 0        | 6         | 7          | 0         | 3         | 28         | 4.0         |
| 13               | IGIEHON, Aidan       | 6-0      | 59:28       | 9.9  | 6-12           | .500        | 0-0           | .000        | 5-10          | .500        | 7          | 10         | 17         | 2.8         | 5          | 0        | 0         | 6          | 3         | 1         | 17         | 2.8         |
| 55               | ELLIS, Walter        | 5-0      | 23:16       | 4.7  | 2-5            | .400        | 2-5           | .400        | 4-4           | 1.000       | 3          | 1          | 4          | 0.8         | 2          | 0        | 1         | 1          | 0         | 0         | 10         | 2.0         |
| 21               | LLOYD, Liam          | 4-0      | 21:50       | 5.5  | 2-5            | .400        | 0-2           | .000        | 0-0           | .000        | 0          | 0          | 0          | 0.0         | 0          | 0        | 1         | 1          | 0         | 2         | 4          | 1.0         |
| 14               | STONE, Jayden        | 3-0      | 21:51       | 7.3  | 1-5            | .200        | 1-2           | .500        | 0-1           | .000        | 0          | 5          | 5          | 1.7         | 0          | 0        | 0         | 0          | 0         | 0         | 3          | 1.0         |
| 31               | SPRY, Ethan          | 1-0      | 01:47       | 1.8  | 0-0            | .000        | 0-0           | .000        | 0-0           | .000        | 0          | 0          | 0          | 0.0         | 1          | 0        | 0         | 0          | 0         | 1         | 0          | 0.0         |
| 15               | GERDES, Raef         | 1-0      | 01:47       | 1.8  | 0-0            | .000        | 0-0           | .000        | 0-0           | .000        | 0          | 0          | 0          | 0.0         | 0          | 0        | 0         | 1          | 0         | 0         | 0          | 0.0         |
| Team             |                      |          |             |      |                |             |               |             |               |             | 17         | 11         | 28         |             |            |          |           | 7          |           |           |            |             |
| <b>Total</b>     |                      | <b>7</b> | <b>1400</b> |      | <b>180-414</b> | <b>.435</b> | <b>61-167</b> | <b>.365</b> | <b>89-134</b> | <b>.664</b> | <b>111</b> | <b>186</b> | <b>297</b> | <b>42.4</b> | <b>117</b> | <b>2</b> | <b>95</b> | <b>96</b>  | <b>11</b> | <b>58</b> | <b>510</b> | <b>72.9</b> |
| <b>Opponents</b> |                      | <b>7</b> | <b>1400</b> |      | <b>149-367</b> | <b>.406</b> | <b>41-134</b> | <b>.306</b> | <b>72-99</b>  | <b>.727</b> | <b>50</b>  | <b>142</b> | <b>192</b> | <b>27.4</b> | <b>116</b> | <b>1</b> | <b>71</b> | <b>102</b> | <b>14</b> | <b>36</b> | <b>411</b> | <b>58.7</b> |

Team Statistics

|                        | VCU            | OPP            |
|------------------------|----------------|----------------|
| <b>Scoring</b>         | <b>510</b>     | <b>411</b>     |
| Points per game        | 72.9           | 58.7           |
| Scoring margin         | +14.1          | -              |
| <b>Field goals-att</b> | <b>180-414</b> | <b>149-367</b> |
| Field goal pct         | .435           | .406           |
| <b>3 point fg-att</b>  | <b>61-167</b>  | <b>41-134</b>  |
| 3-point FG pct         | .365           | .306           |
| 3-pt FG made per game  | 8.7            | 5.9            |
| <b>Free throws-att</b> | <b>89-134</b>  | <b>72-99</b>   |
| Free throw pct         | .664           | .727           |
| F-Throws made per game | 12.7           | 10.3           |
| <b>Rebounds</b>        | <b>297</b>     | <b>192</b>     |
| Rebounds per game      | 42.4           | 27.4           |
| Rebounding margin      | +15.0          | -              |
| <b>Assists</b>         | <b>95</b>      | <b>71</b>      |
| Assists per game       | 13.6           | 10.1           |
| <b>Turnovers</b>       | <b>96</b>      | <b>102</b>     |
| Turnovers per game     | 13.7           | 14.6           |
| Turnover margin        | +0.9           | -              |
| Assist/turnover ratio  | 1.0            | 0.7            |
| <b>Steals</b>          | <b>58</b>      | <b>36</b>      |
| Steals per game        | 8.3            | 5.1            |
| <b>Blocks</b>          | <b>11</b>      | <b>14</b>      |
| Blocks per game        | 1.6            | 2.0            |
| <b>Winning streak</b>  | <b>3</b>       | <b>-</b>       |
| Home win streak        | 1              | -              |
| <b>Attendance</b>      | <b>34705</b>   | <b>2705</b>    |
| Home games-Avg/Game    | 5-6941         | 2-1353         |
| Neutral site-Avg/Game  | -              | 0-0            |

Team Results

| Date       | Opponent            | Score   | Att. |
|------------|---------------------|---------|------|
| 11/09/2021 | Grambling           | W 74-53 | 7145 |
| 11/12/2021 | North Florida       | W 65-51 | 7305 |
| 11/17/2021 | Prairie View        | W 91-64 | 6854 |
| 11/22/2021 | Wyoming             | L 61-68 | 6872 |
| 11/24/2021 | LIFE Pacific        | W 82-47 | 6529 |
| 11/27/2021 | at Pepperdine       | W 59-56 | 1570 |
| 11/29/2021 | at Loyola Marymount | W 78-72 | 1135 |



| Opponent            | Date       | Score      | W | Total          |             | 3-Pointers    |             | Free throws   |             | Rebounds   |            |            |             | PF         | A         | TO        | BLK       | STL       | PTS        | AVG         |
|---------------------|------------|------------|---|----------------|-------------|---------------|-------------|---------------|-------------|------------|------------|------------|-------------|------------|-----------|-----------|-----------|-----------|------------|-------------|
|                     |            |            |   | FG-FGA         | PCT         | 3FG-3FGA      | PCT         | FT-FTA        | PCT         | OFF        | DEF        | TOT        | AVG         |            |           |           |           |           |            |             |
| Grambling           | 11/09/2021 | 74-53      | W | 28-60          | .467        | 9-24          | .375        | 9-19          | .474        | 15         | 28         | 43         | 43.0        | 16         | 14        | 13        | 1         | 11        | 74         | 74.0        |
| North Florida       | 11/12/2021 | 65-51      | W | 24-50          | .480        | 6-16          | .375        | 11-15         | .733        | 11         | 26         | 37         | 40.0        | 18         | 11        | 16        | 3         | 8         | 65         | 69.5        |
| Prairie View        | 11/17/2021 | 91-64      | W | 29-57          | .509        | 17-27         | .630        | 16-23         | .696        | 16         | 22         | 38         | 39.3        | 17         | 13        | 16        | 1         | 6         | 91         | 76.7        |
| Wyoming             | 11/22/2021 | 61-68      | L | 19-64          | .297        | 7-24          | .292        | 16-22         | .727        | 22         | 29         | 51         | 42.3        | 21         | 8         | 9         | 2         | 5         | 61         | 72.8        |
| LIFE Pacific        | 11/24/2021 | 82-47      | W | 27-64          | .422        | 12-32         | .375        | 16-23         | .696        | 20         | 31         | 51         | 44.0        | 9          | 19        | 15        | 1         | 12        | 82         | 74.6        |
| at Pepperdine       | 11/27/2021 | 59-56      | W | 24-59          | .407        | 4-21          | .190        | 7-12          | .583        | 14         | 32         | 46         | 44.3        | 19         | 13        | 17        | 1         | 6         | 59         | 72.0        |
| at Loyola Marymount | 11/29/2021 | 78-72      | W | 29-60          | .483        | 6-23          | .261        | 14-20         | .700        | 13         | 18         | 31         | 42.4        | 17         | 17        | 10        | 2         | 10        | 78         | 72.9        |
| <b>Total</b>        |            | <b>510</b> |   | <b>180-414</b> | <b>.435</b> | <b>61-167</b> | <b>.365</b> | <b>89-134</b> | <b>.664</b> | <b>111</b> | <b>186</b> | <b>297</b> | <b>42.4</b> | <b>117</b> | <b>95</b> | <b>96</b> | <b>11</b> | <b>58</b> | <b>510</b> | <b>72.9</b> |
| Opponents           |            | 411        |   | 149-367        | .406        | 41-134        | .306        | 72-99         | .727        | 50         | 142        | 192        | 27.4        | 116        | 71        | 102       | 14        | 36        | 411        | 58.7        |

### Grand Canyon Averages

| Games Played | Points/game | FG Pct | 3FG Pct | FT Pct | Rebounds/game | Assists/game | Turnovers/game | Assist/Turnover ratio | Steals/game | Blocks/game |
|--------------|-------------|--------|---------|--------|---------------|--------------|----------------|-----------------------|-------------|-------------|
| 7            | 72.9        | 43.5   | 36.5    | 66.4   | 42.4          | 13.6         | 13.7           | 1.0                   | 8.3         | 1.6         |



**0 SEAN MILLER-MOORE**

**GUARD • 5TH YEAR • 6-4 • 210**  
 TORONTO, CANADA  
 THORNLEA SECONDARY  
 MOBERLEY CC ('17-19) / OREGON STATE ('19-20)

**CURRENT STATS**

|            |            |            |             |             |             |
|------------|------------|------------|-------------|-------------|-------------|
| <b>7.3</b> | <b>5.1</b> | <b>0.9</b> | <b>51.2</b> | <b>60.0</b> | <b>14.3</b> |
| PPG        | RPG        | APG        | FG%         | FT%         | 3P%         |

**TRACKING**

|                    | Season | Career |
|--------------------|--------|--------|
| 10+ points         | 3      | 7      |
| 10+ rebounds       | 0      | 0      |
| 5+ assists         | 0      | 2      |
| Double-doubles     | 0      | 0      |
| Led team in points | 0      | 1      |

**CAREER HIGHS**

**4-YEAR SCHOOLS**

| POINTS                        | REB.  | ASSISTS  | 3-PT M  |
|-------------------------------|---|--|---|
| <b>19</b>                     | <b>8</b>  | <b>5</b>                                       | <b>1</b>  |
| vs. Bethesda<br>Jan. 15, 2021 | at LMU<br>Nov. 29, 2021                         | vs. Colorado<br>Dec. 22, 2020                  | 2 times, last:<br>vs. Life Pacific<br>Nov. 24, 2021 |
| FT M                          | STEALS  | BLOCKS   | MINUTES   |
| <b>3</b>                      | <b>3</b>  | <b>1</b>                                       | <b>29</b>   |
| vs. Wyoming<br>Nov. 22, 2021  | 2 times, last:<br>vs. Bethesda<br>Jan. 16, 2021 | 7 times, last:<br>vs. Wyoming<br>Nov. 22, 2021 | vs. Colorado<br>Dec. 22, 2020                       |
| 1st Half                      |   | 2nd Half                                       |   |
| POINTS                        | <b>10</b> , vs. Bethesda<br>Jan. 15, 2021       | <b>9</b> , vs. Bethesda<br>Jan. 15, 2021       |   |
| REB.                          | <b>6</b> , at Pepperdine<br>Nov. 27, 2021       | <b>5</b> , (2x) last: at LMU<br>Nov. 29, 2021  |   |

**PURPLE** shading denotes a career high set this season

**SEASON HIGHS**

| POINTS                       | REB.  | ASSISTS                           | 3-PT M                            |
|------------------------------|---|-----------------------------------|-----------------------------------|
| <b>11</b>                    | <b>8</b>  | <b>4</b>                          | <b>1</b>                          |
| vs. Wyoming<br>Nov. 22, 2021 | at LMU<br>Nov. 29, 2021                             | vs. Prairie View<br>Nov. 17, 2021 | vs. Life Pacific<br>Nov. 24, 2021 |
| FT M                         | STEALS  | BLOCKS                            | MINUTES                           |
| <b>3</b>                     | <b>1</b>  | <b>1</b>                          | <b>27</b>                         |
| vs. Wyoming<br>Nov. 22, 2021 | 3 times, last:<br>vs. Life Pacific<br>Nov. 24, 2021 | vs. Wyoming<br>Nov. 22, 2021      | at LMU<br>Nov. 29, 2021           |

**NOTES**

- » **HIT THE BOARDS:** Miller-Moore had back-to-back games of 7+ rebounds on GCU's Southern California swing including setting a new career high with eight boards in GCU's win at Loyola Marymount on Nov. 29.
- » **DA-DA-DA, DA-DA-DA:** Returned to SportsCenter's Top 10 for a Nov. 17 dunk against Prairie View A&M that checked in at No. 6 on the top 10. Miller-Moore also logged a No. 7 play on SportsCenter last year for a Jan. 15, 2021, dunk against Bethesda off of a lob from Jovan Blacksher Jr.
- » **HIGH FIVE:** Is one of two GCU players (Holland Woods II) utilizing fifth year of eligibility due to NCAA COVID waivers.
- » **SIXTH MAN:** In his debut GCU season, was the first off the bench a team-high 16 occasions while also making two starts.

**GAME LOG**

| Opponent         | Date    | GS | Min | FG   | SHOOTING |     |      | REBOUNDING |      |   |   |    |     |    |     |     |     |     |    |     |
|------------------|---------|----|-----|------|----------|-----|------|------------|------|---|---|----|-----|----|-----|-----|-----|-----|----|-----|
|                  |         |    |     |      | 3PT      | FT  | FT%  | O          | D    | T | A | PF | A   | TO | BLK | STL | PTS | AVG |    |     |
| Grambling State  | Nov. 9  | *  | 14  | 3-5  | .600     | 0-1 | .000 | 1-2        | .500 | 2 | 1 | 3  | 3.0 | 1  | 0   | 4   | 0   | 0   | 7  | 7.0 |
| North Florida    | Nov. 12 | *  | 21  | 4-4  | 1.000    | 0-0 | .000 | 2-3        | .667 | 0 | 4 | 4  | 3.5 | 2  | 0   | 2   | 0   | 1   | 10 | 8.5 |
| Prairie View A&M | Nov. 17 | *  | 20  | 1-6  | .167     | 0-1 | .000 | 0-0        | .000 | 3 | 3 | 6  | 4.3 | 0  | 4   | 0   | 0   | 1   | 2  | 6.3 |
| Wyoming          | Nov. 20 | *  | 22  | 4-12 | .333     | 0-1 | .000 | 3-4        | .750 | 3 | 3 | 6  | 4.8 | 3  | 0   | 1   | 1   | 0   | 11 | 7.5 |
| Life Pacific     | Nov. 24 | *  | 12  | 4-6  | .667     | 1-3 | .333 | 0-0        | .000 | 0 | 2 | 2  | 4.2 | 2  | 0   | 2   | 0   | 1   | 9  | 7.8 |
| at Pepperdine    | Nov. 27 | *  | 17  | 1-2  | .500     | 0-0 | .000 | 0-0        | .000 | 0 | 7 | 7  | 4.7 | 2  | 0   | 2   | 0   | 0   | 2  | 6.8 |
| at LMU           | Nov. 29 | *  | 27  | 5-8  | .625     | 0-1 | .000 | 0-1        | .000 | 2 | 6 | 8  | 5.1 | 4  | 2   | 0   | 0   | 0   | 10 | 7.3 |

**CAREER STATS**

(SHADING DENOTES PREVIOUS SCHOOLS)

| Year               | GP        | GS        | MIN        | MPG         | FG        | FGA        | PCT         | 3PM      | 3PA       | 3PCT       | FT        | FTA       | PCT         | OFF       | DEF       | TOT        | AVG        | PF        | AST       | APG        | TO        | BLK      | STL       | PTS        | PPG        |
|--------------------|-----------|-----------|------------|-------------|-----------|------------|-------------|----------|-----------|------------|-----------|-----------|-------------|-----------|-----------|------------|------------|-----------|-----------|------------|-----------|----------|-----------|------------|------------|
| 2019-20 (Jr.)      | 29        | 1         | 256        | 8.8         | 36        | 53         | 61.1        | 0        | 0         | 61.1       | 7         | 16        | 61.1        | 32        | 23        | 55         | 1.9        | 23        | 9         | 0.3        | 20        | 1        | 5         | 79         | 2.7        |
| 2020-21 (Sr.)      | 24        | 2         | 362        | 15.1        | 39        | 76         | 52.2        | 1        | 15        | 52.2       | 17        | 33        | 52.2        | 23        | 39        | 62         | 2.6        | 33        | 38        | 1.6        | 24        | 5        | 14        | 96         | 4.0        |
| 2021-22 (5th)      | 7         | 7         | 133        | 19.0        | 22        | 43         | 50.0        | 1        | 7         | 50.0       | 6         | 10        | 50.0        | 10        | 26        | 36         | 5.1        | 14        | 6         | 0.9        | 11        | 1        | 3         | 51         | 7.3        |
| <b>Career (D1)</b> | <b>60</b> | <b>10</b> | <b>751</b> | <b>12.5</b> | <b>97</b> | <b>172</b> | <b>56.4</b> | <b>2</b> | <b>22</b> | <b>9.1</b> | <b>30</b> | <b>59</b> | <b>50.8</b> | <b>65</b> | <b>88</b> | <b>153</b> | <b>2.6</b> | <b>70</b> | <b>53</b> | <b>0.9</b> | <b>55</b> | <b>7</b> | <b>22</b> | <b>226</b> | <b>3.8</b> |





1

DIMA ZDOR

FORWARD • SENIOR\* • 6-10 • 230

YALTA, UKRAINE  
SAINT JAMES SCHOOL  
WEBER STATE ('18-'20)

CURRENT STATS

|     |     |     |      |      |     |
|-----|-----|-----|------|------|-----|
| 4.4 | 4.9 | 0.3 | 60.0 | 11.1 | 0.0 |
| PPG | RPG | APG | FG%  | FT%  | 3P% |

TRACKING

|                   | Season | Career |
|-------------------|--------|--------|
| 10+ points        | 0      | 5      |
| 10+ rebounds      | 1      | 3      |
| 5+ assists        | 0      | 0      |
| Double-doubles    | 0      | 1      |
| Led GCU in points | 0      | 0      |

CAREER HIGHS

| POINTS                                    | REB.                           | ASSISTS                                 | 3-PT M                    |
|---|--------------------------------|---|---------------------------|
| 14  | 18                             | 2                                       | 1                         |
| 2 times, last: vs. Bethesda Dec. 17, 2019 | vs. Portland St. Feb. 29, 2020 | 2 times, last: vs. Nevada Dec. 11, 2020 | vs. Bethesda Dec. 9, 2018 |

| FT M                       | STEALS                         | BLOCKS                                   | MINUTES                |
|----------------------------|--------------------------------|--|------------------------|
| 7                          | 3                              | 4  | 28                     |
| vs. Westcliff Dec. 7, 2019 | at E. Washington March 7, 2020 | 2 times, last: at E. Wash. March 7, 2020 | at Idaho March 5, 2020 |

|        | 1st Half                                | 2nd Half                            |
|--------|---|-------------------------------------|
| POINTS | 7, (2x) last vs. Westcliff Dec. 7, 2019 | 12, vs. Idaho March 7, 2019         |
| REB.   | 10, vs. Portland State Feb. 29, 2020    | 8, vs. Portland State Feb. 29, 2020 |

**PURPLE** shading denotes a career high set this season

SEASON HIGHS

| POINTS                      | REB.                           | ASSISTS                             | 3-PT M |
|-----------------------------|--------------------------------|-------------------------------------|--------|
| 8                           | 11                             | 1                                   | --     |
| at Pepperdine Nov. 27, 2021 | vs. Life Pacific Nov. 24, 2021 | 3 times, last: at LMU Nov. 29, 2021 | --     |

| FT M                           | STEALS                     | BLOCKS | MINUTES                     |
|--------------------------------|----------------------------|--------|-----------------------------|
| 1                              | 2                          | --     | 23                          |
| vs. Life Pacific Nov. 24, 2021 | vs. Grambling Nov. 9, 2021 | --     | at Pepperdine Nov. 27, 2021 |

NOTES

THIS SEASON

» **SECOND CHANCE CREATOR:** Collected 10 offensive rebounds in only 16 minutes of action against Life Pacific on Nov. 24. He was just the third Lope to record 10 offensive rebounds at the D-I level, and the only to do it in under 30 minutes of playing time.

OTHER NOTES

- » **IMPROVED 150%:** "I've improved 150% here. I think I'm a way better player than I was in March. When I first came here, I was skinny. I could not shoot. I could not dribble. I couldn't do any of that stuff. Now, we got bigger. We got stronger. We got faster. We can shoot. We can put it on the floor. We can dunk even better. We can run the court for real, for real."
- » **BLOCK PARTY:** Finished sixth in the Big Sky Conference with 31 blocks as a sophomore in 2019-20.
- » **STAFF FAMILIARITY:** Was recruited by Bryce Drew and Casey Shaw at Vanderbilt, but they had no remaining scholarships and Zdor chose Weber State.

GAME LOG

| Opponent         | Date    | GS | Min | FG  | SHOOTING |     |      | REBOUNDING |      |    |   |    |     |    |     |     |     |     |   |     |
|------------------|---------|----|-----|-----|----------|-----|------|------------|------|----|---|----|-----|----|-----|-----|-----|-----|---|-----|
|                  |         |    |     |     | 3PT      | FT  | FT%  | O          | D    | T  | A | PF | A   | TO | BLK | STL | PTS | AVG |   |     |
| Grambling State  | Nov. 9  | *  | 18  | 3-3 | 1.000    | 0-0 | .000 | 0-0        | .000 | 1  | 2 | 3  | 3.0 | 2  | 0   | 0   | 0   | 2   | 6 | 6.0 |
| North Florida    | Nov. 12 | *  | 9   | 1-2 | .500     | 0-0 | .000 | 0-2        | .000 | 1  | 1 | 2  | 2.5 | 1  | 0   | 1   | 0   | 0   | 2 | 4.0 |
| Prairie View A&M | Nov. 17 |    | 12  | 1-2 | .500     | 0-0 | .000 | 0-0        | .000 | 1  | 4 | 5  | 3.3 | 1  | 0   | 1   | 0   | 0   | 2 | 3.3 |
| Wyoming          | Nov. 22 |    | 10  | 1-1 | 1.000    | 0-0 | .000 | 0-0        | .000 | 1  | 0 | 1  | 2.8 | 5  | 0   | 0   | 0   | 1   | 2 | 3.0 |
| Life Pacific     | Nov. 24 |    | 16  | 2-7 | .286     | 0-1 | .000 | 1-4        | .250 | 10 | 1 | 11 | 4.4 | 1  | 1   | 0   | 0   | 0   | 5 | 3.4 |
| at Pepperdine    | Nov. 27 |    | 23  | 4-5 | .800     | 0-0 | .000 | 0-1        | .000 | 2  | 4 | 6  | 4.7 | 0  | 0   | 1   | 0   | 0   | 8 | 4.2 |
| at LMU           | Nov. 29 |    | 17  | 3-5 | .600     | 0-0 | .000 | 0-2        | .000 | 3  | 3 | 6  | 4.9 | 2  | 1   | 0   | 0   | 0   | 6 | 4.4 |

CAREER STATS

(SHADING DENOTES PREVIOUS SCHOOL)

| Year          | GP        | GS        | MIN        | MPG        | FG        | FGA        | PCT         | 3PM      | 3PA      | 3PCT        | FT        | FTA        | PCT         | OFF       | DEF        | TOT        | AVG        | PF         | AST       | APG        | TO        | BLK       | STL       | PTS        | PPG        |
|---------------|-----------|-----------|------------|------------|-----------|------------|-------------|----------|----------|-------------|-----------|------------|-------------|-----------|------------|------------|------------|------------|-----------|------------|-----------|-----------|-----------|------------|------------|
| 2018-19 (Fr.) | 28        | 2         | 156        | 5.6        | 22        | 36         | 61.1        | 1        | 3        | 33.3        | 12        | 25         | 48.0        | 18        | 37         | 55         | 2.0        | 33         | 1         | 0.0        | 6         | 11        | 0         | 57         | 2.0        |
| 2019-20 (So.) | 28        | 7         | 418        | 14.9       | 36        | 69         | 52.2        | 0        | 0        | 0.0         | 38        | 55         | 69.1        | 32        | 97         | 129        | 4.6        | 54         | 4         | 0.1        | 19        | 31        | 8         | 110        | 3.9        |
| 2020-21 (Jr.) | 13        | 0         | 60         | 4.6        | 8         | 16         | 50.0        | 0        | 1        | 0.0         | 7         | 11         | 63.6        | 4         | 12         | 16         | 1.2        | 10         | 3         | 0.2        | 4         | 0         | 0         | 23         | 1.8        |
| 2021-22 (Sr.) | 7         | 2         | 105        | 15.0       | 15        | 25         | 60.0        | 0        | 1        | 0.0         | 1         | 9          | 11.1        | 19        | 15         | 34         | 4.9        | 12         | 2         | 0.3        | 3         | 0         | 3         | 31         | 4.4        |
| <b>Total</b>  | <b>76</b> | <b>11</b> | <b>739</b> | <b>9.7</b> | <b>81</b> | <b>146</b> | <b>55.5</b> | <b>1</b> | <b>5</b> | <b>20.0</b> | <b>58</b> | <b>100</b> | <b>58.0</b> | <b>73</b> | <b>161</b> | <b>234</b> | <b>3.1</b> | <b>109</b> | <b>10</b> | <b>0.1</b> | <b>32</b> | <b>42</b> | <b>11</b> | <b>221</b> | <b>2.9</b> |



**2 CHANCE McMILLIAN**

**GUARD • SOPHOMORE\* • 6-3 • 185**  
 VALLEJO, CALIF.  
 JESSE BETHEL HS  
 GOLDEN STATE PREP ('19-20)

**CURRENT STATS**

|            |            |            |             |              |             |
|------------|------------|------------|-------------|--------------|-------------|
| <b>5.7</b> | <b>3.3</b> | <b>1.9</b> | <b>39.5</b> | <b>100.0</b> | <b>38.1</b> |
| PPG        | RPG        | APG        | FG%         | FT%          | 3P%         |

**TRACKING**

|                   | Season | Career |
|-------------------|--------|--------|
| 10+ points        | 2      | 6      |
| 10+ rebounds      | 0      | 0      |
| 5+ assists        | 0      | 0      |
| Double-doubles    | 0      | 0      |
| Led GCU in points | 0      | 0      |

**CAREER HIGHS**

| POINTS                          | REB.                         | ASSISTS                       | 3-PT M  |
|---------------------------------|------------------------------|-------------------------------|---|
| <b>14</b>                       | <b>7</b>                     | <b>4</b>                      | <b>3</b>  |
| vs. Seattle U<br>March 12, 2021 | vs. Wyoming<br>Nov. 22, 2021 | vs. Bethesda<br>Jan. 15, 2021 | 4 times, last:<br>vs. Life Pacific<br>Nov. 24, 2021 |

| FT M  | STEALS                          | BLOCKS                        | MINUTES                      |
|---|---------------------------------|-------------------------------|------------------------------|
| <b>2</b>  | <b>3</b>                        | <b>1</b>                      | <b>31</b>                    |
| 2 times, last:<br>vs. Grambling<br>Nov. 9, 2021 | vs. N. Florida<br>Nov. 12, 2021 | vs. Bethesda<br>Jan. 15, 2021 | vs. Wyoming<br>Nov. 22, 2021 |

|        | 1st Half  | 2nd Half   |
|--------|---|--|
| POINTS | <b>9</b> , vs. New Mexico State<br>March 13, 2021 | <b>11</b> , (2x) last vs. Life Pac.<br>Nov. 24, 2021 |
| REB.   | <b>3</b> , (2x), last vs. NMSU<br>March 13, 2021  | <b>5</b> , vs Wyoming<br>Nov. 22, 2021               |

**PURPLE** shading denotes a career high set this season

**SEASON HIGHS**

| POINTS  | REB.                         | ASSISTS   | 3-PT M  |
|---|------------------------------|---|---|
| <b>11</b>   | <b>7</b>                     | <b>3</b>  | <b>3</b>  |
| 2 times, last:<br>vs. Life Pacific<br>Nov. 24, 2021 | vs. Wyoming<br>Nov. 22, 2021 | 2 times, last:<br>vs. Life Pacific<br>Nov. 24, 2021 | 2 times, last:<br>vs. Life Pacific<br>Nov. 24, 2021 |

| FT M                          | STEALS                          | BLOCKS | MINUTES                      |
|-------------------------------|---------------------------------|--------|------------------------------|
| <b>2</b>                      | <b>3</b>                        | --     | <b>31</b>                    |
| vs. Grambling<br>Nov. 9, 2021 | vs. N. Florida<br>Nov. 12, 2021 | --     | vs. Wyoming<br>Nov. 22, 2021 |

**NOTES**

**THIS SEASON**

» **FROM DEEP:** Has hit three 3-pointers in two of his last five games (vs. Prairie View A&M, vs. Life Pacific).

**OTHER NOTES**

» **FROSH:** Led GCU's three freshmen in scoring with 4.2 points per game.

» **TOURNEY TIME:** Averaged 11.5 points in GCU's two WAC tournament games in his freshman season. Set a season high with 14 points in GCU's WAC tournament opener on March 12 vs. Seattle U on 6-for-10 shooting. Followed it up with a 3-for-4 3-point shooting display in the WAC title game against New Mexico State.

**GAME LOG**

| Opponent         | Date      | GS | Min | FG   | SHOOTING |      |     | REBOUNDING |   |   |   |     |   |    |     |     |     |     |     |
|------------------|-----------|----|-----|------|----------|------|-----|------------|---|---|---|-----|---|----|-----|-----|-----|-----|-----|
|                  |           |    |     |      | 3PT      | FT   | FT% | O          | D | T | A | PF  | A | TO | BLK | STL | PTS | AVG |     |
| Grambling State  | Nov. 9    | 18 | 2-4 | .500 | 1-3      | .333 | 2-2 | 1.000      | 0 | 1 | 1 | 1.0 | 1 | 1  | 2   | 0   | 2   | 7   | 7.0 |
| North Florida    | Nov. 12   | 18 | 1-3 | .333 | 1-2      | .500 | 0-0 | .000       | 0 | 2 | 2 | 1.5 | 0 | 1  | 2   | 0   | 3   | 3   | 5.0 |
| Prairie View A&M | Nov. 17   | 22 | 4-7 | .571 | 3-4      | .750 | 0-0 | .000       | 1 | 1 | 2 | 1.7 | 3 | 2  | 0   | 0   | 0   | 11  | 7.0 |
| Wyoming          | Nov. 22 * | 31 | 3-7 | .429 | 0-2      | .000 | 0-0 | .000       | 3 | 4 | 7 | 3.0 | 3 | 3  | 2   | 0   | 0   | 6   | 6.8 |
| Life Pacific     | Nov. 24   | 16 | 4-7 | .571 | 3-6      | .500 | 0-0 | .000       | 1 | 3 | 4 | 3.2 | 1 | 3  | 2   | 0   | 1   | 11  | 7.6 |
| at Pepperdine    | Nov. 27   | 25 | 1-7 | .143 | 0-2      | .000 | 0-0 | .000       | 2 | 4 | 6 | 3.7 | 3 | 2  | 3   | 0   | 1   | 2   | 6.7 |
| at LMU           | Nov. 29   | 7  | 0-3 | .000 | 0-2      | .000 | 0-0 | .000       | 0 | 1 | 1 | 3.3 | 2 | 1  | 1   | 0   | 0   | 0   | 5.7 |

**CAREER STATS**

| Year          | GP        | GS       | MIN        | MPG         | FG        | FGA        | PCT         | 3PM       | 3PA       | 3PCT        | FT       | FTA      | PCT         | OFF       | DEF       | TOT       | AVG        | PF        | AST       | APG        | TO        | BLK      | STL       | PTS        | PPG        |
|---------------|-----------|----------|------------|-------------|-----------|------------|-------------|-----------|-----------|-------------|----------|----------|-------------|-----------|-----------|-----------|------------|-----------|-----------|------------|-----------|----------|-----------|------------|------------|
| 2020-21 (Fr.) | 24        | 0        | 307        | 12.8        | 39        | 82         | 47.6        | 19        | 47        | 40.4        | 4        | 6        | 66.7        | 4         | 36        | 40        | 1.7        | 26        | 22        | 0.9        | 13        | 1        | 5         | 101        | 4.2        |
| 2021-22 (So.) | 7         | 1        | 137        | 19.6        | 15        | 38         | 39%         | 8         | 21        | 38%         | 2        | 2        | 100%        | 7         | 16        | 23        | 1.0        | 13        | 13        | 0.5        | 12        | 0        | 7         | 40         | 1.7        |
| <b>Total</b>  | <b>31</b> | <b>1</b> | <b>444</b> | <b>14.3</b> | <b>54</b> | <b>120</b> | <b>45.0</b> | <b>27</b> | <b>68</b> | <b>39.7</b> | <b>6</b> | <b>8</b> | <b>75.0</b> | <b>11</b> | <b>52</b> | <b>63</b> | <b>2.0</b> | <b>39</b> | <b>35</b> | <b>1.1</b> | <b>25</b> | <b>1</b> | <b>12</b> | <b>141</b> | <b>4.5</b> |



NOTES

THIS SEASON

» **REDSHIRT CAMPAIGN:** Set to redshirt season for Lopes.

OTHER NOTES

- » **LEADING SCORER:** Led Tampa Catholic in scoring for three seasons. Scored 16.9 points per game as a senior in 2019-20 and 19.0 points per game as a junior in 2018-19 on 52% shooting.
- » **'NOBODY WORKS HARDER THAN THE KNOXES':** Brother, Kevin II, played collegiately at Kentucky before being drafted ninth overall by the New York Knicks in the 2018 NBA Draft. Father, Kevin, was a wide receiver at Florida State where the Seminoles won the 1993 national title. He was a sixth-round draft pick of the Buffalo Bills in the 1994 NFL Draft. Kevin ended up playing the 1994 season with the Arizona Cardinals. Mother, Michelle, played volleyball at Florida State. His athletic family constantly uses the mantra "Nobody works harder than the Knoxes."



3

KOBE KNOX

GUARD • REDSHIRT • 6-5 • 185

TAMPA, FLA.  
TAMPA CATHOLIC HS  
BOSCO INSTITUTE

CURRENT STATS

|     |     |     |     |     |     |
|-----|-----|-----|-----|-----|-----|
| 0.0 | 0.0 | 0.0 | 0.0 | 0.0 | 0.0 |
| PPG | RPG | APG | FG% | FT% | 3P% |

TRACKING

|                   | Season | Career |
|-------------------|--------|--------|
| 10+ points        | 0      | 0      |
| 10+ rebounds      | 0      | 0      |
| 5+ assists        | 0      | 0      |
| Double-doubles    | 0      | 0      |
| Led GCU in points | 0      | 0      |

CAREER HIGHS

| POINTS | REB. | ASSISTS | 3-PT M |
|--------|------|---------|--------|
| --     | --   | --      | --     |
| --     | --   | --      | --     |

| FT M | STEALS | BLOCKS | MINUTES |
|------|--------|--------|---------|
| --   | --     | --     | --      |
| --   | --     | --     | --      |

|        | 1st Half | 2nd Half |
|--------|----------|----------|
| POINTS | --       | --       |
| REB.   | --       | --       |

**PURPLE** shading denotes a career high set this season

SEASON HIGHS

| POINTS | REB. | ASSISTS | 3-PT M |
|--------|------|---------|--------|
| --     | --   | --      | --     |
| --     | --   | --      | --     |

| FT M | STEALS | BLOCKS | MINUTES |
|------|--------|--------|---------|
| --   | --     | --     | --      |
| --   | --     | --     | --      |

GAME LOG

| Opponent         | Date    | GS | Min | FG | SHOOTING |    |   | REBOUNDING |   |   |    |   |    |     | PTS | AVG |     |  |
|------------------|---------|----|-----|----|----------|----|---|------------|---|---|----|---|----|-----|-----|-----|-----|--|
|                  |         |    |     |    | 3PT      | FT | O | D          | T | A | PF | A | TO | BLK |     |     | STL |  |
| Grambling State  | Nov. 9  |    |     |    |          |    |   |            |   |   |    |   |    |     |     |     |     |  |
| North Florida    | Nov. 12 |    |     |    |          |    |   |            |   |   |    |   |    |     |     |     |     |  |
| Prairie View A&M | Nov. 17 |    |     |    |          |    |   |            |   |   |    |   |    |     |     |     |     |  |
| Wyoming          | Nov. 22 |    |     |    |          |    |   |            |   |   |    |   |    |     |     |     |     |  |
| Life Pacific     | Nov. 24 |    |     |    |          |    |   |            |   |   |    |   |    |     |     |     |     |  |
| at Pepperdine    | Nov. 27 |    |     |    |          |    |   |            |   |   |    |   |    |     |     |     |     |  |
| at LMU           | Nov. 29 |    |     |    |          |    |   |            |   |   |    |   |    |     |     |     |     |  |

CAREER STATS

(SHADING DENOTES PREVIOUS SCHOOL)

| Year          | GP       | GS       | MIN      | MPG        | FG       | FGA      | PCT        | 3PM      | 3PA      | 3PCT       | FT       | FTA      | PCT        | OFF      | DEF      | TOT      | AVG        | PF       | AST      | APG        | TO       | BLK      | STL      | PTS      | PPG        |
|---------------|----------|----------|----------|------------|----------|----------|------------|----------|----------|------------|----------|----------|------------|----------|----------|----------|------------|----------|----------|------------|----------|----------|----------|----------|------------|
| 2021-22 (So.) | 0        | 0        | 0        | 0.0        | 0        | 0        | 0.0        | 0        | 0        | 0.0        | 0        | 0        | 0.0        | 0        | 0        | 0        | 0.0        | 0        | 0        | 0.0        | 0        | 0        | 0        | 0        | 0.0        |
| <b>Total</b>  | <b>0</b> | <b>0</b> | <b>0</b> | <b>0.0</b> | <b>0</b> | <b>0</b> | <b>0.0</b> | <b>0</b> | <b>0</b> | <b>0.0</b> | <b>0</b> | <b>0</b> | <b>0.0</b> | <b>0</b> | <b>0</b> | <b>0</b> | <b>0.0</b> | <b>0</b> | <b>0</b> | <b>0.0</b> | <b>0</b> | <b>0</b> | <b>0</b> | <b>0</b> | <b>0.0</b> |





5

JALEN BLACKMON

GUARD • FRESHMAN • 6-3 • 180  
MARION, IND.  
MARION HS

CURRENT STATS

|     |     |     |      |      |      |
|-----|-----|-----|------|------|------|
| 4.0 | 1.1 | 0.9 | 30.4 | 87.5 | 38.9 |
| PPG | RPG | APG | FG%  | FT%  | 3P%  |

TRACKING

|                   | Season | Career |
|-------------------|--------|--------|
| 10+ points        | 1      | 1      |
| 10+ rebounds      | 0      | 0      |
| 5+ assists        | 0      | 0      |
| Double-doubles    | 0      | 0      |
| Led GCU in points | 0      | 0      |

CAREER HIGHS

| POINTS                            | REB.                              | ASSISTS                        | 3-PT M                            |
|-----------------------------------|-----------------------------------|--------------------------------|-----------------------------------|
| <b>11</b>                         | <b>5</b>                          | <b>2</b>                       | <b>3</b>                          |
| vs. Life Pacific<br>Nov. 24, 2021 | vs. Life Pacific<br>Nov. 24, 2021 | at Pepperdine<br>Nov. 27, 2021 | vs. Prairie View<br>Nov. 17, 2021 |
| FT M                              | STEALS                            | BLOCKS                         | MINUTES                           |
| <b>5</b>                          | <b>2</b>                          | --                             | <b>22</b>                         |
| vs. Life Pacific<br>Nov. 24, 2021 | vs. Grambling<br>Nov. 9, 2021     | --                             | vs. Life Pacific<br>Nov. 24, 2021 |

|        | 1st Half  | 2nd Half                                      |
|--------|---|---|
| POINTS | <b>3</b> , vs. Grambling<br>Nov. 9, 2021              | <b>11</b> , vs. Life Pacific<br>Nov. 24, 2021 |
| REB.   | <b>1</b> , (2x) last vs. Life Pacif.<br>Nov. 24, 2021 | <b>4</b> , vs. Life Pacific<br>Nov. 24, 2021  |

**PURPLE** shading denotes a career high set this season

SEASON HIGHS

| POINTS                            | REB.                              | ASSISTS                        | 3-PT M                            |
|-----------------------------------|-----------------------------------|--------------------------------|-----------------------------------|
| <b>11</b>                         | <b>5</b>                          | <b>2</b>                       | <b>3</b>                          |
| vs. Life Pacific<br>Nov. 24, 2021 | vs. Life Pacific<br>Nov. 24, 2021 | at Pepperdine<br>Nov. 27, 2021 | vs. Prairie View<br>Nov. 17, 2021 |
| FT M                              | STEALS                            | BLOCKS                         | MINUTES                           |
| <b>5</b>                          | <b>2</b>                          | --                             | <b>22</b>                         |
| vs. Life Pacific<br>Nov. 24, 2021 | vs. Grambling<br>Nov. 9, 2021     | --                             | vs. Life Pacific<br>Nov. 24, 2021 |

NOTES

THIS SEASON

» **START FROM DEEP:** The heralded freshman is off to a solid start in his freshman campaign, connecting on 7 of 18 (38.9%) of his 3-point attempts through seven games. He's made a 3-pointer in four of the Lopes' seven games this season.

OTHER NOTES

- » **MARION GREAT:** Hold's Marion High School's all-time career scoring record after surpassing his father's 1,898 points on Jan. 29, 2021. Passed Dave Colescott, Zach Randolph, Lyndon Jones and Jay Edwards on his path to first.
- » **JALEN BLACKMON DAY:** City of Marion, Indiana, declared Oct. 15, 2021, Jalen Blackmon Day after successful prep career.
- » **INDIANA GREAT:** Ranks 18th all-time for Indiana high school basketball career scoring with 2,269 points despite only playing eight games during his junior season.
- » **BLOODLINES:** Father, James Sr., was a runner-up for the Indiana Mr. Basketball award, losing out to Steve Alford. He was a McDonald's All-American before playing at Kentucky. He was a fifth-round draft pick of the New Jersey Nets and played in the CBA and World Basketball League for nine years. He is currently the head coach at Marion.

GAME LOG

| Opponent         | Date    | GS | Min | FG   | SHOOTING |      |     | REBOUNDING |   |   |   |     |   |    |     |     |     |     |     |
|------------------|---------|----|-----|------|----------|------|-----|------------|---|---|---|-----|---|----|-----|-----|-----|-----|-----|
|                  |         |    |     |      | 3PT      | FT   | PCT | O          | D | T | A | PF  | A | TO | BLK | STL | PTS | AVG |     |
| Grambling State  | Nov. 9  | 6  | 1-3 | .333 | 1-3      | .333 | 2-2 | 1.000      | 0 | 0 | 0 | 0.0 | 0 | 1  | 0   | 0   | 2   | 5   | 5.0 |
| North Florida    | Nov. 12 | 5  | 1-2 | .500 | 1-2      | .500 | 0-0 | .000       | 0 | 0 | 0 | 0.0 | 0 | 1  | 0   | 0   | 0   | 3   | 4.0 |
| Prairie View A&M | Nov. 17 | 13 | 3-6 | .500 | 3-4      | .750 | 0-0 | .000       | 1 | 0 | 1 | 0.3 | 0 | 1  | 1   | 0   | 0   | 9   | 5.7 |
| Wyoming          | Nov. 22 | 17 | 0-4 | .000 | 0-3      | .000 | 0-0 | .000       | 0 | 1 | 1 | 0.5 | 1 | 0  | 1   | 0   | 0   | 0   | 4.3 |
| Life Pacific     | Nov. 24 | 22 | 2-8 | .250 | 2-6      | .333 | 5-6 | .833       | 0 | 5 | 5 | 1.4 | 1 | 1  | 3   | 0   | 1   | 11  | 5.6 |
| at Pepperdine    | Nov. 27 | 4  | 0-0 | .000 | 0-0      | .000 | 0-0 | .000       | 0 | 1 | 1 | 1.3 | 0 | 2  | 1   | 0   | 0   | 0   | 4.7 |
| at LMU           | Nov. 29 | 1  | 0-0 | .000 | 0-0      | .000 | 0-0 | .000       | 0 | 0 | 0 | 1.1 | 0 | 0  | 1   | 0   | 0   | 0   | 4.0 |

CAREER STATS

| Year          | GP | GS | MIN | MPG | FG | FGA | PCT | 3PM | 3PA | 3PCT | FT | FTA | PCT | OFF | DEF | TOT | AVG | PF | AST | APG | TO | BLK | STL | PTS | PPG |
|---------------|----|----|-----|-----|----|-----|-----|-----|-----|------|----|-----|-----|-----|-----|-----|-----|----|-----|-----|----|-----|-----|-----|-----|
| 2021-22 (Fr.) | 7  | 0  | 68  | 9.7 | 7  | 23  | 30% | 7   | 18  | 39%  | 7  | 8   | 88% | 1   | 7   | 8   | 1.1 | 2  | 6   | 0.9 | 7  | 0   | 3   | 28  | 4.0 |
| Total         | 7  | 0  | 68  | 9.7 | 7  | 23  | 0.3 | 7   | 18  | 0.4  | 7  | 8   | 0.9 | 1   | 7   | 8   | 1.1 | 2  | 6   | 0.9 | 7  | 0   | 3   | 28  | 4.0 |



**10 JOVAN BLACKSHER JR.**

**GUARD • JUNIOR\* • 5-11 • 165**  
PHOENIX, ARIZ.  
SHADOW MOUNTAIN HS

**CURRENT STATS**

|             |            |            |             |             |             |
|-------------|------------|------------|-------------|-------------|-------------|
| <b>15.6</b> | <b>2.9</b> | <b>4.3</b> | <b>40.4</b> | <b>65.0</b> | <b>38.1</b> |
| PPG         | RPG        | APG        | FG%         | FT%         | 3P%         |

**TRACKING**

|                   | Season | Career |
|-------------------|--------|--------|
| 10+ points        | 7      | 41     |
| 10+ rebounds      | 0      | 3      |
| 5+ assists        | 3      | 29     |
| Double-doubles    | 0      | 2      |
| Led GCU in points | 4      | 10     |

**CAREER HIGHS**

| POINTS                      | REB.                             | ASSISTS                          | 3-PT M  |
|-----------------------------|----------------------------------|----------------------------------|---|
| <b>22</b>                   | <b>12</b>                        | <b>10</b>                        | <b>4</b>  |
| vs. Nevada<br>Dec. 11, 2020 | vs. Kansas City<br>Feb. 13, 2020 | vs. Montana St.<br>Nov. 19, 2019 | 2 times, last:<br>vs. Prairie View<br>Nov. 17, 2021 |

| FT M  | STEALS  | BLOCKS  | MINUTES                          |
|---|---|---|----------------------------------|
| <b>7</b>  | <b>5</b>  | <b>1</b>  | <b>41</b>                        |
| 2 times, last:<br>vs. NM State<br>Jan. 29, 2021 | 2 times, last:<br>vs. Life Pacific<br>Nov. 24, 2021 | 3 times, last:<br>at Dixie State<br>Jan. 23, 2021 | vs. Kansas City<br>Feb. 13, 2020 |

|        | 1st Half  | 2nd Half   |
|--------|---|--|
| POINTS | <b>15</b> , vs. New Mexico St.<br>March 13, 2021    | <b>15</b> , (2x) last vs. Wyoming<br>Nov. 22, 2021   |
| REB.   | <b>6</b> , (2x) last vs. Miss. Val.<br>Dec. 1, 2020 | <b>6</b> , (2x) last vs. Ill. State<br>Nov. 25, 2019 |

**PURPLE** shading denotes a career high set this season

**SEASON HIGHS**

| POINTS                                    | REB.                           | ASSISTS                           | 3-PT M                            |
|---|--------------------------------|-----------------------------------|-----------------------------------|
| <b>20</b>                                 | <b>6</b>                       | <b>8</b>                          | <b>4</b>                          |
| 2 times, last:<br>at LMU<br>Nov. 29, 2021 | at Pepperdine<br>Nov. 27, 2021 | vs. Life Pacific<br>Nov. 24, 2021 | vs. Prairie View<br>Nov. 17, 2021 |

| FT M                              | STEALS                            | BLOCKS | MINUTES                        |
|-----------------------------------|-----------------------------------|--------|--------------------------------|
| <b>4</b>                          | <b>5</b>                          | --     | <b>39</b>                      |
| vs. Life Pacific<br>Nov. 24, 2021 | vs. Life Pacific<br>Nov. 24, 2021 | --     | at Pepperdine<br>Nov. 27, 2021 |

**NOTES**

**THIS SEASON**

- » **ASSISTING:** Only in his third season, Blacksher ranks second in GCU's Division I era in career assists with 267. He sits behind only DeWayne Russell who racked up 423 assists in his three-year career.
- » **DAY 1 STARTER:** Blacksher has a games-started streak of 61, having started every game of his collegiate career.

**OTHER NOTES**

- » **TOURNEY MVP:** Earned WAC Tournament MVP in 2021 after scoring 34 points with only one turnover in 59 minutes.
- » **ALL-WAC:** Earned a spot in All-WAC voting as a second-team honoree as a sophomore in 2020-21. Along with Asbjørn Midtgaard and Alessandro Lever's first-team selections, the Lopes had three All-WAC selections for the first time.
- » **TOP ROOK:** Named the WAC Freshman of the Year in 2019-20. Blacksher Jr. was the nation's only freshman to accumulate 300 points, 150 rebounds and 100 assists.
- » **CHAMPIONSHIP MENTALITY:** Helped lead Shadow Mountain HS to a state title in all four years of high school under the guidance of former NBA star Mike Bibby.

**GAME LOG**

| Opponent         | Date    | GS | Min | FG   | SHOOTING |     |      | REBOUNDING |       |   |   |    |     |    |     |     |     |     |    |      |
|------------------|---------|----|-----|------|----------|-----|------|------------|-------|---|---|----|-----|----|-----|-----|-----|-----|----|------|
|                  |         |    |     |      | 3PT      | FT  | FT%  | O          | D     | T | A | PF | A   | TO | BLK | STL | PTS | AVG |    |      |
| Grambling State  | Nov. 9  | *  | 29  | 6-11 | .545     | 3-6 | .500 | 1-5        | .200  | 0 | 3 | 3  | 3.0 | 3  | 3   | 2   | 0   | 2   | 16 | 16.0 |
| North Florida    | Nov. 12 | *  | 27  | 4-10 | .400     | 2-4 | .500 | 2-2        | 1.000 | 0 | 2 | 2  | 2.5 | 5  | 2   | 0   | 0   | 0   | 12 | 14.0 |
| Prairie View A&M | Nov. 17 | *  | 30  | 4-10 | .400     | 4-7 | .571 | 0-0        | .000  | 0 | 1 | 1  | 2.0 | 1  | 3   | 3   | 0   | 2   | 12 | 13.3 |
| Wyoming          | Nov. 22 | *  | 38  | 7-24 | .292     | 3-9 | .333 | 3-4        | .750  | 2 | 3 | 5  | 2.8 | 1  | 3   | 0   | 0   | 1   | 20 | 15.0 |
| Life Pacific     | Nov. 24 | *  | 26  | 5-10 | .500     | 2-6 | .333 | 4-4        | 1.000 | 0 | 1 | 1  | 2.4 | 2  | 8   | 1   | 0   | 5   | 16 | 15.2 |
| at Pepperdine    | Nov. 27 | *  | 39  | 5-17 | .294     | 1-6 | .167 | 2-3        | .667  | 1 | 5 | 6  | 3.0 | 4  | 6   | 1   | 0   | 2   | 13 | 14.8 |
| at LMU           | Nov. 29 | *  | 38  | 9-17 | .529     | 1-4 | .250 | 1-2        | .500  | 0 | 2 | 2  | 2.9 | 2  | 5   | 2   | 0   | 2   | 20 | 15.6 |

**CAREER STATS**

| Year          | GP        | GS        | MIN         | MPG         | FG         | FGA        | PCT         | 3PM       | 3PA        | 3PCT        | FT         | FTA        | PCT         | OFF       | DEF        | TOT        | AVG        | PF         | AST        | APG        | TO         | BLK      | STL        | PTS        | PPG         |
|---------------|-----------|-----------|-------------|-------------|------------|------------|-------------|-----------|------------|-------------|------------|------------|-------------|-----------|------------|------------|------------|------------|------------|------------|------------|----------|------------|------------|-------------|
| 2019-20 (Fr.) | 30        | 30        | 1,038       | 34.6        | 112        | 266        | 61.1        | 23        | 86         | 61.1        | 75         | 100        | 61.1        | 18        | 146        | 164        | 5.5        | 68         | 109        | 3.6        | 62         | 1        | 48         | 322        | 10.7        |
| 2020-21 (So.) | 24        | 24        | 774         | 32.3        | 106        | 256        | 52.2        | 31        | 96         | 52.2        | 46         | 57         | 52.2        | 14        | 74         | 88         | 3.7        | 46         | 130        | 5.4        | 54         | 2        | 38         | 289        | 12.0        |
| 2021-22 (Jr.) | 7         | 7         | 227         | 32.4        | 40         | 99         | 40.4        | 16        | 42         | 38.1        | 13         | 20         | 65.0        | 3         | 17         | 20         | 0.8        | 18         | 30         | 1.3        | 9          | 0        | 14         | 109        | 4.5         |
| <b>Total</b>  | <b>61</b> | <b>61</b> | <b>2039</b> | <b>33.4</b> | <b>258</b> | <b>621</b> | <b>41.5</b> | <b>70</b> | <b>224</b> | <b>31.3</b> | <b>134</b> | <b>177</b> | <b>75.7</b> | <b>35</b> | <b>237</b> | <b>272</b> | <b>4.5</b> | <b>132</b> | <b>269</b> | <b>4.4</b> | <b>125</b> | <b>3</b> | <b>100</b> | <b>720</b> | <b>11.8</b> |



**11 HOLLAND WOODS II**

**GUARD • 5TH YEAR • 6-1 • 190**  
 PHOENIX, ARIZ.  
 APOLLO HS  
 PORTLAND STATE / ARIZONA STATE

**CURRENT STATS**

|             |            |            |             |             |             |
|-------------|------------|------------|-------------|-------------|-------------|
| <b>13.8</b> | <b>2.2</b> | <b>3.2</b> | <b>43.5</b> | <b>78.9</b> | <b>46.7</b> |
| PPG         | RPG        | APG        | FG%         | FT%         | 3P%         |

**TRACKING**

|                   | Season | Career |
|-------------------|--------|--------|
| 10+ points        | 3      | 80     |
| 10+ rebounds      | 0      | 0      |
| 5+ assists        | 1      | 61     |
| Double-doubles    | 0      | 6      |
| Led GCU in points | 3      | 3      |

**CAREER HIGHS**

| POINTS                       | REB.  | ASSISTS                        | 3-PT M  |
|------------------------------|---|--------------------------------|---|
| <b>39</b>                    | <b>8</b>  | <b>13</b>                      | <b>5</b>  |
| vs. Montana<br>Jan. 30, 2020 | 2 times, last:<br>at Weber State<br>Jan. 31, 2019 | at California<br>Dec. 21, 2017 | 2 times, last:<br>vs. Prairie View<br>Nov. 17, 2021 |
| FT M                         | STEALS  | BLOCKS                         | MINUTES   |
| <b>21</b>                    | <b>7</b>  | <b>2</b>                       | <b>43</b>   |
| vs. Montana<br>Jan. 30, 2020 | vs. Willamette<br>Nov. 17, 2018                   | vs. Butler<br>Nov. 24, 2017    | 2 times, last:<br>vs. Weber St.<br>Jan. 12, 2019    |

|        | 1st Half                                      | 2nd Half                                    |
|--------|---|---|
| POINTS | <b>17</b> , (2x) vs. Montana<br>Jan. 30, 2020 | <b>22</b> , vs. Montana<br>Jan. 30, 2020    |
| REB.   | <b>6</b> , at Montana State<br>Jan. 11, 2020  | <b>5</b> , at UC Riverside<br>Nov. 18, 2017 |

**PURPLE** shading denotes a career high set this season

**SEASON HIGHS**

| POINTS                            | REB.                           | ASSISTS                         | 3-PT M                            |
|-----------------------------------|--------------------------------|---------------------------------|-----------------------------------|
| <b>25</b>                         | <b>5</b>                       | <b>5</b>                        | <b>5</b>                          |
| vs. Prairie View<br>Nov. 17, 2021 | vs. Grambling<br>Nov. 9, 2021  | vs. N. Florida<br>Nov. 12, 2021 | vs. Prairie View<br>Nov. 17, 2021 |
| FT M                              | STEALS                         | BLOCKS                          | MINUTES                           |
| <b>6</b>                          | <b>3</b>                       | --                              | <b>38</b>                         |
| at LMU<br>Nov. 29, 2021           | at Pepperdine<br>Nov. 27, 2021 | --                              | at LMU<br>Nov. 29, 2021           |

**NOTES**

**THIS SEASON**

- » **100-START CLUB:** In his official GCU debut against Grambling on Nov. 9, Woods started his 100th career game.
- » **ACTIVE SCORERS:** Woods ranks 29th in career scoring among active D-I players with 1,638 points.

**OTHER NOTES**

- » **A CONSTANT:** Was the only Sun Devil to appear in all 25 games in 2020-21, his lone season with the program.
- » **VIKING GREAT:** Woods took just three years to write his name up and down the Portland State record books. He holds the program's record for assists (521) and steals (436) while ranking in the top five in points. He was the 2017-18 Big Sky Conference Freshman of the Year, a 2018-19 second-team All-Big Sky Conference pick and a 2019-20 first-team pick.
- » **ARENA EXPERIENCE:** Despite coming to GCU for his debut season, Woods has appeared in two notable games inside the venue. His Apollo High School team advanced to the state championship game, played at GCU Arena in 2017. He was also a member of the top-25 Arizona State club that visited GCU Arena in December 2020.

**GAME LOG**

| Opponent         | Date    | GS | Min | FG   | SHOOTING |     |      | REBOUNDING   |       |   |   |    |     |    |     |     |     |     |    |      |
|------------------|---------|----|-----|------|----------|-----|------|--------------|-------|---|---|----|-----|----|-----|-----|-----|-----|----|------|
|                  |         |    |     |      | 3PT      | FT  | FT   | O            | D     | T | A | PF | A   | TO | BLK | STL | PTS | AVG |    |      |
| Grambling State  | Nov. 9  | *  | 24  | 2-11 | .182     | 0-4 | .000 | 0-0          | .000  | 2 | 3 | 5  | 5.0 | 1  | 4   | 2   | 0   | 1   | 4  | 4.0  |
| North Florida    | Nov. 12 | *  | 35  | 3-10 | .300     | 1-3 | .333 | 2-2          | 1.000 | 0 | 2 | 2  | 3.5 | 1  | 5   | 2   | 0   | 1   | 9  | 6.5  |
| Prairie View A&M | Nov. 17 | *  | 28  | 8-11 | .727     | 5-7 | .714 | 4-4          | 1.000 | 1 | 0 | 1  | 2.7 | 1  | 3   | 0   | 0   | 1   | 25 | 12.7 |
| Wyoming          | Nov. 22 |    |     |      |          |     |      | DNP- illness |       |   |   |    |     |    |     |     |     |     |    |      |
| Life Pacific     | Nov. 24 | *  | 21  | 2-5  | .400     | 2-3 | .667 | 0-0          | .000  | 0 | 1 | 1  | 2.3 | 1  | 4   | 3   | 0   | 1   | 6  | 11.0 |
| at Pepperdine    | Nov. 27 | *  | 33  | 5-12 | .417     | 2-6 | .333 | 3-6          | .500  | 1 | 2 | 3  | 2.4 | 2  | 1   | 1   | 0   | 3   | 15 | 11.8 |
| at LMU           | Nov. 29 | *  | 38  | 7-13 | .538     | 4-7 | .571 | 6-7          | .857  | 1 | 0 | 1  | 2.2 | 1  | 2   | 2   | 0   | 0   | 24 | 13.8 |

**CAREER STATS**

(SHADING DENOTES PREVIOUS SCHOOL)

| Year          | GP         | GS         | MIN          | MPG         | FG         | FGA          | PCT         | 3PM        | 3PA        | 3PCT        | FT         | FTA        | PCT         | OFF       | DEF        | TOT        | AVG        | PF         | AST        | APG        | TO         | BLK      | STL        | PTS          | PPG         |
|---------------|------------|------------|--------------|-------------|------------|--------------|-------------|------------|------------|-------------|------------|------------|-------------|-----------|------------|------------|------------|------------|------------|------------|------------|----------|------------|--------------|-------------|
| 2017-18 (Fr.) | 34         | 25         | 1,098        | 32.3        | 106        | 267          | 39.7        | 27         | 92         | 29.3        | 117        | 148        | 79.1        | 18        | 75         | 93         | 2.7        | 71         | 191        | 5.6        | 88         | 4        | 50         | 356          | 10.5        |
| 2018-19 (So.) | 31         | 30         | 1,104        | 35.6        | 149        | 374          | 39.8        | 38         | 133        | 28.6        | 130        | 167        | 77.8        | 12        | 82         | 94         | 3.0        | 69         | 165        | 5.3        | 110        | 2        | 49         | 466          | 15.0        |
| 2019-20 (Jr.) | 32         | 32         | 1,091        | 34.1        | 133        | 278          | 47.8        | 48         | 158        | 30.4        | 155        | 184        | 84.2        | 15        | 64         | 79         | 2.5        | 75         | 165        | 5.2        | 123        | 1        | 66         | 565          | 17.7        |
| 2020-21 (Sr.) | 25         | 12         | 656          | 26.2        | 26         | 53           | 49.1        | 28         | 88         | 31.8        | 32         | 37         | 86.5        | 6         | 49         | 55         | 2.2        | 40         | 47         | 1.9        | 18         | 0        | 25         | 168          | 6.7         |
| 2021-22 (5th) | 6          | 6          | 179          | 29.8        | 27         | 62           | 43.5        | 14         | 30         | 46.7        | 15         | 19         | 78.9        | 5         | 8          | 13         | 2.2        | 7          | 19         | 3.2        | 10         | 0        | 7          | 83           | 13.8        |
| <b>Career</b> | <b>128</b> | <b>105</b> | <b>4,128</b> | <b>32.3</b> | <b>441</b> | <b>1,117</b> | <b>42.6</b> | <b>155</b> | <b>501</b> | <b>30.9</b> | <b>449</b> | <b>555</b> | <b>80.9</b> | <b>56</b> | <b>278</b> | <b>334</b> | <b>2.6</b> | <b>262</b> | <b>587</b> | <b>4.6</b> | <b>349</b> | <b>7</b> | <b>197</b> | <b>1,638</b> | <b>12.8</b> |





13

AIDAN IGIEHON

FORWARD • JUNIOR\* • 6-10 • 245  
DUBLIN, IRELAND  
LAWRENCE WOODMERE ACADEMY  
LOUISVILLE

CURRENT STATS

|     |     |     |      |      |     |
|-----|-----|-----|------|------|-----|
| 2.8 | 2.8 | 0.0 | 50.0 | 50.0 | 0.0 |
| PPG | RPG | APG | FG%  | FT%  | 3P% |

TRACKING

|                   | Season | Career |
|-------------------|--------|--------|
| 10+ points        | 0      | 0      |
| 10+ rebounds      | 0      | 0      |
| 5+ assists        | 0      | 0      |
| Double-doubles    | 0      | 0      |
| Led GCU in points | 0      | 0      |

CAREER HIGHS

| POINTS | REB. | ASSISTS | 3-PT M |
|--------|------|---------|--------|
| 6      | 7    | --      | --     |

vs. Grambling Nov. 9, 2021 vs. NC Central Nov. 17, 2019

| FT M | STEALS | BLOCKS | MINUTES |
|------|--------|--------|---------|
| 3    | 1      | 1      | 17      |

vs. Prairie View Nov. 17, 2021 vs. Life Pacific Nov. 24, 2021 vs. Life Pacific Nov. 24, 2021 vs. Grambling Nov. 9, 2021

|        | 1st Half                              | 2nd Half                          |
|--------|---------------------------------------|-----------------------------------|
| POINTS | 2, (3x) vs. Western Ky. Dec. 1, 2020  | 6, vs. Grambling Nov. 9, 2021     |
| REB.   | 3, (2x) last vs. PV A&M Nov. 17, 2021 | 4, vs. N.C. Central Nov. 17, 2019 |

PURPLE shading denotes a career high set this season

SEASON HIGHS

| POINTS | REB. | ASSISTS | 3-PT M |
|--------|------|---------|--------|
| 6      | 5    | --      | --     |

vs. Grambling Nov. 9, 2021 vs. Life Pacific Nov. 24, 2021

| FT M | STEALS | BLOCKS | MINUTES |
|------|--------|--------|---------|
| 3    | 1      | 1      | 17      |

vs. Prairie View Nov. 17, 2021 vs. Life Pacific Nov. 24, 2021 vs. Grambling Nov. 9, 2021

NOTES

THIS SEASON

» **PROMPT CAREER BESTS:** In his GCU debut in the Nov. 9 season opener against Grambling State, Igiehon set his career best with six points in a career-high 17 minutes.

OTHER NOTES

- » **IRELAND -> USA:** Was 13 when he arrived in Brooklyn, New York on June 28, 2014 to live with his aunt and uncle. Had first picked up a basketball when he was 12.
- » **IRISH IN THE NBA:** The only NBA player from Ireland has been Pat Burke (moved to U.S. at age 3), who played with the Orlando Magic (2002-03) and Phoenix Suns (2005-07).
- » **ON THE PITCH:** Brother, Brandon, played soccer at SUNY Potsdam (D-III) and appeared in 57 career matches. Aidan grew up playing soccer before switching to primarily basketball at age 12.

GAME LOG

| Opponent         | Date    | GS                     | Min | FG    | SHOOTING |      |     | REBOUNDING |   |   |   |     |   |    |     |     |     |     |     |     |
|------------------|---------|------------------------|-----|-------|----------|------|-----|------------|---|---|---|-----|---|----|-----|-----|-----|-----|-----|-----|
|                  |         |                        |     |       | 3PT      | FT   | FT% | O          | D | T | A | PF  | A | TO | BLK | STL | PTS | AVG |     |     |
| Grambling State  | Nov. 9  | 17                     | 3-4 | .750  | 0-0      | .000 | 0-0 | .000       | 1 | 4 | 5 | 5.0 | 0 | 0  | 0   | 0   | 0   | 0   | 6   | 6.0 |
| North Florida    | Nov. 12 | 7                      | 1-1 | 1.000 | 0-0      | .000 | 0-0 | .000       | 1 | 0 | 1 | 3.0 | 0 | 0  | 2   | 0   | 0   | 2   | 4.0 |     |
| Prairie View A&M | Nov. 17 | 13                     | 1-3 | .333  | 0-0      | .000 | 3-6 | .500       | 3 | 2 | 5 | 3.7 | 2 | 0  | 3   | 1   | 0   | 5   | 4.3 |     |
| Wyoming          | Nov. 22 | DNP - coach's decision |     |       |          |      |     |            |   |   |   |     |   |    |     |     |     |     |     |     |
| Life Pacific     | Nov. 24 | 16                     | 1-4 | .250  | 0-0      | .000 | 2-4 | .500       | 2 | 3 | 5 | 4.0 | 1 | 0  | 1   | 1   | 1   | 4   | 4.3 |     |
| at Pepperdine    | Nov. 27 | 4                      | 0-0 | .000  | 0-0      | .000 | 0-0 | .000       | 0 | 1 | 1 | 3.4 | 2 | 0  | 0   | 1   | 0   | 0   | 3.4 |     |
| at LMU           | Nov. 29 | 2                      | 0-0 | .000  | 0-0      | .000 | 0-0 | .000       | 0 | 0 | 0 | 2.8 | 0 | 0  | 0   | 0   | 0   | 0   | 2.8 |     |

CAREER STATS

| Year          | GP        | GS       | MIN        | MPG        | FG        | FGA       | PCT         | 3PM      | 3PA      | 3PCT       | FT        | FTA       | PCT         | OFF       | DEF       | TOT       | AVG        | PF        | AST      | APG        | TO        | BLK      | STL      | PTS       | PPG        |
|---------------|-----------|----------|------------|------------|-----------|-----------|-------------|----------|----------|------------|-----------|-----------|-------------|-----------|-----------|-----------|------------|-----------|----------|------------|-----------|----------|----------|-----------|------------|
| 2019-20 (Fr.) | 13        | 0        | 61         | 4.7        | 5         | 8         | 62.5        | 0        | 0        | 0.0        | 3         | 8         | 37.5        | 2         | 15        | 17        | 1.3        | 12        | 0        | 0.0        | 4         | 2        | 0        | 13        | 1.0        |
| 2020-21 (So.) | 5         | 0        | 41         | 8.2        | 5         | 7         | 71.4        | 0        | 0        | 0.0        | 3         | 8         | 37.5        | 4         | 4         | 8         | 1.6        | 13        | 0        | 0.0        | 1         | 1        | 1        | 13        | 2.6        |
| 2021-22 (Jr.) | 6         | 0        | 59         | 9.8        | 6         | 12        | 50.0        | 0        | 0        | 0.0        | 5         | 10        | 50.0        | 7         | 10        | 17        | 3.4        | 5         | 0        | 0.0        | 6         | 3        | 1        | 17        | 3.4        |
| <b>Total</b>  | <b>24</b> | <b>0</b> | <b>161</b> | <b>6.7</b> | <b>16</b> | <b>27</b> | <b>59.3</b> | <b>0</b> | <b>0</b> | <b>0.0</b> | <b>11</b> | <b>26</b> | <b>42.3</b> | <b>13</b> | <b>29</b> | <b>42</b> | <b>1.8</b> | <b>30</b> | <b>0</b> | <b>0.0</b> | <b>11</b> | <b>6</b> | <b>2</b> | <b>43</b> | <b>1.8</b> |



NOTES

THIS SEASON

» **SOPHOMORE SEASON:** Ready for second season in program.

OTHER NOTES

- » **AUSTRALIA -> AMERICA:** Grew up in Western Australia before moving stateside for high school hoops, a difficult decision to leave family.
- » **BASKETBALL GENES:** Father, Shawn, played basketball at MiraCosta College (1991 to 1993) and Cal State Northridge (1993 to 1995). He was the Matadors' leading rebounder in 1993-94 with 134 boards. He spent four years in the Marines prior to playing college basketball. He had a seven-year professional career in Australia, where Jayden was born.
- » **SUNRISE:** Played at Sunrise Christian Academy, a basketball powerhouse in Bel Aire, Kansas. Helped lead the school to a 22-3 record in 2019-20.
- » **DREW CONNECTION:** Was recruited by Drew at Vanderbilt and committed upon his hiring at GCU.



14

JAYDEN STONE

GUARD • SOPHOMORE\* • 6-4 • 195  
PERTH, AUSTRALIA  
SUNRISE CHRISTIAN ACADEMY

CURRENT STATS

|     |     |     |      |     |      |
|-----|-----|-----|------|-----|------|
| 1.0 | 1.7 | 0.0 | 20.0 | 0.0 | 50.0 |
| PPG | RPG | APG | FG%  | FT% | 3P%  |

TRACKING

|                   | Season | Career |
|-------------------|--------|--------|
| 10+ points        | 0      | 0      |
| 10+ rebounds      | 0      | 0      |
| 5+ assists        | 0      | 0      |
| Double-doubles    | 0      | 0      |
| Led GCU in points | 0      | 0      |

CAREER HIGHS

| POINTS                           | REB.                                      | ASSISTS                                       | 3-PT M  |
|----------------------------------|---|---|---|
| <b>8</b>                         | <b>4</b>                                  | <b>4</b>                                      | <b>2</b>  |
| vs. Benedictine<br>Nov. 28, 2020 | vs. Life Pacific<br>Nov. 24, 2021         | vs. Bethesda<br>Jan. 15, 2021                 | 2 times, last:<br>vs. Bethesda<br>Jan. 16, 2021 |
| FT M                             | STEALS                                    | BLOCKS  | MINUTES   |
| <b>3</b>                         | <b>3</b>                                  | --  | <b>25</b>                                       |
| vs. Grambling<br>Nov. 25, 2020   | vs. Benedictine<br>Nov. 28, 2020          | --  | vs. Colorado<br>Dec. 22, 2020                   |
| 1st Half                         |   | 2nd Half                                      |   |
| POINTS                           | <b>6</b> , vs. Miss. Val.<br>Dec. 1, 2020 | <b>6</b> , (2x) vs. Bethesda<br>Jan. 16, 2021 |   |
| REB.                             | <b>2</b> , vs. Miss. Val.<br>Dec. 1, 2020 | <b>2</b> , (3x) vs. Bethesda<br>Jan. 15, 2021 |   |

**PURPLE** shading denotes a career high set this season

SEASON HIGHS

| POINTS                        | REB.                              | ASSISTS | 3-PT M                        |
|-------------------------------|-----------------------------------|---------|-------------------------------|
| <b>3</b>                      | <b>4</b>                          | --      | <b>1</b>                      |
| vs. Grambling<br>Nov. 9, 2021 | vs. Life Pacific<br>Nov. 24, 2021 | --      | vs. Grambling<br>Nov. 9, 2021 |
| FT M                          | STEALS                            | BLOCKS  | MINUTES                       |
| --                            | --                                | --      | <b>11</b>                     |
| --                            | --                                | --      | vs. Grambling<br>Nov. 9, 2021 |

GAME LOG

| Opponent         | Date    | GS | Min | FG   | SHOOTING |       |     | REBOUNDING             |   |   |   |     |   |    |     |     |     |     |     |
|------------------|---------|----|-----|------|----------|-------|-----|------------------------|---|---|---|-----|---|----|-----|-----|-----|-----|-----|
|                  |         |    |     |      | 3PT      | FT    | FT  | O                      | D | T | A | PF  | A | TO | BLK | STL | PTS | AVG |     |
| Grambling State  | Nov. 9  | 11 | 1-3 | .333 | 1-1      | 1.000 | 0-0 | .000                   | 0 | 0 | 0 | 0.0 | 0 | 0  | 0   | 0   | 0   | 3   | 3.0 |
| North Florida    | Nov. 12 |    |     |      |          |       |     | DNP - coach's decision |   |   |   |     |   |    |     |     |     |     |     |
| Prairie View A&M | Nov. 17 |    |     |      |          |       |     | DNP - illness          |   |   |   |     |   |    |     |     |     |     |     |
| Wyoming          | Nov. 22 | 1  | 0-0 | .000 | 0-0      | .000  | 0-0 | .000                   | 0 | 1 | 1 | 0.5 | 0 | 0  | 0   | 0   | 0   | 0   | 1.5 |
| Life Pacific     | Nov. 24 | 9  | 0-2 | .000 | 0-1      | .000  | 0-1 | .000                   | 0 | 4 | 4 | 1.7 | 0 | 0  | 0   | 0   | 0   | 0   | 1.0 |
| at Pepperdine    | Nov. 27 |    |     |      |          |       |     | DNP - coach's decision |   |   |   |     |   |    |     |     |     |     |     |
| at LMU           | Nov. 29 |    |     |      |          |       |     | DNP - coach's decision |   |   |   |     |   |    |     |     |     |     |     |

CAREER STATS

| Year          | GP        | GS       | MIN        | MPG         | FG        | FGA       | PCT         | 3PM       | 3PA       | 3PCT        | FT        | FTA       | PCT         | OFF      | DEF       | TOT       | AVG        | PF       | AST       | APG        | TO        | BLK      | STL      | PTS       | PPG        |
|---------------|-----------|----------|------------|-------------|-----------|-----------|-------------|-----------|-----------|-------------|-----------|-----------|-------------|----------|-----------|-----------|------------|----------|-----------|------------|-----------|----------|----------|-----------|------------|
| 2020-21 (Fr.) | 15        | 0        | 200        | 13.3        | 19        | 56        | 33.9        | 9         | 31        | 29.0        | 10        | 10        | 100.0       | 2        | 15        | 17        | 1.1        | 9        | 19        | 1.3        | 10        | 0        | 9        | 57        | 3.8        |
| 2021-22 (So.) | 3         | 0        | 21         | 7.0         | 1         | 5         | 20%         | 1         | 2         | 50%         | 0         | 1         | 0%          | 0        | 5         | 5         | 0.3        | 0        | 0         | 0.0        | 0         | 0        | 0        | 3         | 0.2        |
| <b>Total</b>  | <b>18</b> | <b>0</b> | <b>221</b> | <b>12.3</b> | <b>20</b> | <b>61</b> | <b>32.8</b> | <b>10</b> | <b>33</b> | <b>30.3</b> | <b>10</b> | <b>11</b> | <b>90.9</b> | <b>2</b> | <b>20</b> | <b>22</b> | <b>1.2</b> | <b>9</b> | <b>19</b> | <b>1.1</b> | <b>10</b> | <b>0</b> | <b>9</b> | <b>60</b> | <b>3.3</b> |



NOTES

THIS SEASON

» **TEAM VET:** Is the only fourth-year member of the Lopes program.

OTHER NOTES

» **START:** Earned first career start at Utah Valley on Feb. 22, 2020, logging a career-high 10 minutes.

» **FRESHMAN SEASON:** Saw 19 minutes of action as a freshman, connecting on 3 of his 7 3-point attempts. Knocked down a pair of 3-pointers against California Baptist on Feb. 21, 2019 for a career-high six points.

15

RAEF GERDES

FORWARD • SENIOR\* • 6-7 • 185  
LEE'S SUMMIT, MO.  
SUMMIT CHRISTIAN ACADEMY

CURRENT STATS

|     |     |     |     |     |     |
|-----|-----|-----|-----|-----|-----|
| 0.0 | 0.0 | 0.0 | 0.0 | 0.0 | 0.0 |
| PPG | RPG | APG | FG% | FT% | 3P% |

TRACKING

|                   | Season | Career |
|-------------------|--------|--------|
| 10+ points        | 0      | 0      |
| 10+ rebounds      | 0      | 0      |
| 5+ assists        | 0      | 0      |
| Double-doubles    | 0      | 0      |
| Led GCU in points | 0      | 0      |

CAREER HIGHS

| POINTS                           | REB.                            | ASSISTS                         | 3-PT M                           |
|----------------------------------|---------------------------------|---------------------------------|----------------------------------|
| <b>6</b>                         | <b>1</b>                        | <b>3</b>                        | <b>2</b>                         |
| vs. Cal Baptist<br>Feb. 21, 2019 | at NM State<br>Feb. 1, 2020     | at Chicago St.<br>Jan. 16, 2020 | vs. Cal Baptist<br>Feb. 21, 2019 |
| FT M                             | STEALS                          | BLOCKS                          | MINUTES                          |
| <b>2</b>                         | <b>1</b>                        | --                              | <b>10</b>                        |
| at Kansas City<br>Jan. 19, 2020  | at Chicago St.<br>Jan. 16, 2020 | --                              | at Utah Valley<br>Feb. 22, 2020  |

|        | 1st Half                                   | 2nd Half   |
|--------|--|--|
| POINTS | <b>2</b> , at Kansas City<br>Jan. 19, 2020 | <b>6</b> , vs. California Baptist<br>Feb. 21, 2019 |
| REB.   | --, --                                     | <b>2</b> , at Seattle U<br>Feb. 20, 2020           |

**PURPLE** shading denotes a career high set this season

SEASON HIGHS

| POINTS | REB.   | ASSISTS | 3-PT M                            |
|--------|--------|---------|-----------------------------------|
| --     | --     | --      | --                                |
| --     | --     | --      | --                                |
| FT M   | STEALS | BLOCKS  | MINUTES                           |
| --     | --     | --      | <b>2</b>                          |
| --     | --     | --      | vs. Prairie View<br>Nov. 17, 2021 |

GAME LOG

| Opponent         | Date    | GS | Min | FG   | SHOOTING |      |     | REBOUNDING             |   |   |   |     |   |    |     |     |     |     |
|------------------|---------|----|-----|------|----------|------|-----|------------------------|---|---|---|-----|---|----|-----|-----|-----|-----|
|                  |         |    |     |      | 3PT      | FT   |     | O                      | D | T | A | PF  | A | TO | BLK | STL | PTS | AVG |
| Grambling State  | Nov. 9  |    |     |      |          |      |     | DNP - coach's decision |   |   |   |     |   |    |     |     |     |     |
| North Florida    | Nov. 12 |    |     |      |          |      |     | DNP - coach's decision |   |   |   |     |   |    |     |     |     |     |
| Prairie View A&M | Nov. 17 | 2  | 0-0 | .000 | 0-0      | .000 | 0-0 | .000                   | 0 | 0 | 0 | 0.0 | 0 | 0  | 1   | 0   | 0   | 0.0 |
| Wyoming          | Nov. 22 |    |     |      |          |      |     | DNP - coach's decision |   |   |   |     |   |    |     |     |     |     |
| Life Pacific     | Nov. 24 |    |     |      |          |      |     | DNP - coach's decision |   |   |   |     |   |    |     |     |     |     |
| at Pepperdine    | Nov. 27 |    |     |      |          |      |     | DNP - coach's decision |   |   |   |     |   |    |     |     |     |     |
| at LMU           | Nov. 29 |    |     |      |          |      |     | DNP - coach's decision |   |   |   |     |   |    |     |     |     |     |

CAREER STATS

| Year          | GP        | GS       | MIN       | MPG        | FG       | FGA       | PCT         | 3PM      | 3PA       | 3PCT        | FT       | FTA       | PCT         | OFF      | DEF      | TOT      | AVG        | PF       | AST      | APG        | TO       | BLK      | STL      | PTS       | PPG        |
|---------------|-----------|----------|-----------|------------|----------|-----------|-------------|----------|-----------|-------------|----------|-----------|-------------|----------|----------|----------|------------|----------|----------|------------|----------|----------|----------|-----------|------------|
| 2018-19 (Fr.) | 7         | 0        | 19        | 2.7        | 3        | 8         | 37.5        | 3        | 7         | 42.9        | 2        | 4         | 50.0        | 0        | 0        | 0        | 0.0        | 0        | 2        | 0.3        | 0        | 0        | 0        | 11        | 1.6        |
| 2019-20 (So.) | 14        | 1        | 53        | 3.8        | 0        | 1         | 0.0         | 0        | 1         | 0.0         | 3        | 6         | 50.0        | 1        | 2        | 3        | 0.2        | 0        | 5        | 0.4        | 2        | 0        | 1        | 3         | 0.2        |
| 2020-21 (Jr.) | 5         | 0        | 9         | 1.8        | 1        | 3         | 33.3        | 0        | 2         | 0.0         | 0        | 2         | 0.0         | 0        | 0        | 0        | 0.0        | 1        | 1        | 0.2        | 0        | 0        | 0        | 2         | 0.4        |
| 2021-22 (Sr.) | 1         | 0        | 2         | 2.0        | 0        | 0         | 0.0         | 0        | 0         | 0.0         | 0        | 0         | 0.0         | 0        | 0        | 0        | 0.0        | 0        | 0        | 0.0        | 1        | 0        | 0        | 0         | 0.0        |
| <b>Total</b>  | <b>27</b> | <b>1</b> | <b>83</b> | <b>3.1</b> | <b>4</b> | <b>12</b> | <b>33.3</b> | <b>3</b> | <b>10</b> | <b>30.0</b> | <b>5</b> | <b>12</b> | <b>41.7</b> | <b>1</b> | <b>2</b> | <b>3</b> | <b>0.1</b> | <b>1</b> | <b>8</b> | <b>0.3</b> | <b>3</b> | <b>0</b> | <b>1</b> | <b>16</b> | <b>0.6</b> |





21

LIAM  
LLOYDGUARD • SOPHOMORE\* • 6-5 • 200  
SPOKANE, WASH.  
GONZAGA PREPARATORY

## CURRENT STATS

|     |     |     |      |     |     |
|-----|-----|-----|------|-----|-----|
| 1.0 | 0.0 | 0.3 | 40.0 | 0.0 | 0.0 |
| PPG | RPG | APG | FG%  | FT% | 3P% |

## TRACKING

|                   | Season | Career |
|-------------------|--------|--------|
| 10+ points        | 0      | 1      |
| 10+ rebounds      | 0      | 1      |
| 5+ assists        | 0      | 1      |
| Double-doubles    | 0      | 1      |
| Led GCU in points | 0      | 1      |

## CAREER HIGHS

| POINTS                          | REB.  | ASSISTS                       | 3-PT M                        |
|---------------------------------|---|-------------------------------|-------------------------------|
| <b>15</b>                       | <b>10</b>   | <b>6</b>                      | <b>3</b>                      |
| vs. Bethesda<br>Jan. 16, 2021   | vs. Bethesda<br>Jan. 16, 2021                       | vs. Bethesda<br>Jan. 15, 2021 | vs. Bethesda<br>Jan. 16, 2021 |
| FT M                            | STEALS  | BLOCKS                        | MINUTES                       |
| <b>3</b>                        | <b>2</b>  | --                            | <b>29</b>                     |
| at Dixie State<br>Jan. 23, 2021 | 3 times, last:<br>vs. Life Pacific<br>Nov. 24, 2021 | --                            | at Seattle U<br>Feb. 26, 2021 |

|        | 1st Half                                 | 2nd Half                                 |
|--------|--|--|
| POINTS | <b>7</b> , vs. Bethesda<br>Jan. 16, 2021 | <b>8</b> , vs. Bethesda<br>Jan. 16, 2021 |
| REB.   | <b>2</b> , vs. Bethesda<br>Jan. 16, 2021 | <b>8</b> , vs. Bethesda<br>Jan. 16, 2021 |

**PURPLE** shading denotes a career high set this season

## SEASON HIGHS

| POINTS  | REB.                              | ASSISTS                           | 3-PT M                            |
|---|-----------------------------------|-----------------------------------|-----------------------------------|
| <b>2</b>  | --                                | <b>1</b>                          | --                                |
| 2 times, last:<br>vs. Life Pacific<br>Nov. 24, 2021 | --                                | vs. Life Pacific<br>Nov. 24, 2021 | --                                |
| FT M  | STEALS                            | BLOCKS                            | MINUTES                           |
| --  | <b>2</b>                          | --                                | <b>7</b>                          |
| --  | vs. Life Pacific<br>Nov. 24, 2021 | --                                | vs. Life Pacific<br>Nov. 24, 2021 |

## NOTES

## THIS SEASON

» **SOPHOMORE SEASON:** Ready for second year in GCU program.

## OTHER NOTES

- » **ARIZONA MIGRATION:** Father, Tommy, followed Liam to the Grand Canyon State when he took the head coaching position at the University of Arizona in Spring 2021. Tommy was previously the associate head coach at Gonzaga under Mark Few.
- » **WAC ACTION:** Racked up a career-high 29 minutes at Seattle U on Feb. 26, knocking down a pair of 3-pointers.
- » **BETHESA DOUBLE-DOUBLE:** Logged a double-double with 15 points and 10 rebounds against Bethesda on Jan. 16, 2021. Joined Lever, Frayer and Blacksher as GCU's only true freshmen to post D-I double-doubles.
- » **HIGH SCHOOL HERO:** Accumulated over 1,000 points and took home two state championships in a decorated career. Helped lead the Bullpups to a 69-10 mark in his three-year varsity career.

## GAME LOG

| Opponent         | Date    | GS | Min | FG    | SHOOTING |      |     | REBOUNDING             |   |   |   |     |   |    |     |     |     |     |     |     |
|------------------|---------|----|-----|-------|----------|------|-----|------------------------|---|---|---|-----|---|----|-----|-----|-----|-----|-----|-----|
|                  |         |    |     |       | 3PT      | FT   | FT  | O                      | D | T | A | PF  | A | TO | BLK | STL | PTS | AVG |     |     |
| Grambling State  | Nov. 9  | 4  | 1-1 | 1.000 | 0-0      | .000 | 0-0 | .000                   | 0 | 0 | 0 | 0.0 | 0 | 0  | 0   | 0   | 0   | 0   | 2   | 2.0 |
| North Florida    | Nov. 12 |    |     |       |          |      |     | DNP - coach's decision |   |   |   |     |   |    |     |     |     |     |     |     |
| Prairie View A&M | Nov. 17 | 6  | 0-1 | .000  | 0-1      | .000 | 0-0 | .000                   | 0 | 0 | 0 | 0.0 | 0 | 0  | 1   | 0   | 0   | 0   | 1.0 |     |
| Wyoming          | Nov. 22 |    |     |       |          |      |     | DNP - coach's decision |   |   |   |     |   |    |     |     |     |     |     |     |
| Prairie View A&M | Nov. 24 | 7  | 1-3 | .333  | 0-1      | .000 | 0-0 | .000                   | 0 | 0 | 0 | 0.0 | 0 | 1  | 0   | 0   | 2   | 2   | 1.3 |     |
| at Pepperdine    | Nov. 27 |    |     |       |          |      |     | DNP - coach's decision |   |   |   |     |   |    |     |     |     |     |     |     |
| at LMU           | Nov. 29 | 5  | 0-0 | .000  | 0-0      | .000 | 0-0 | .000                   | 0 | 0 | 0 | 0.0 | 0 | 0  | 0   | 0   | 0   | 0   | 1.0 |     |

## CAREER STATS

| Year          | GP        | GS       | MIN        | MPG        | FG        | FGA       | PCT         | 3PM      | 3PA       | 3PCT        | FT       | FTA      | PCT         | OFF      | DEF       | TOT       | AVG        | PF        | AST       | APG        | TO        | BLK      | STL      | PTS       | PPG        |
|---------------|-----------|----------|------------|------------|-----------|-----------|-------------|----------|-----------|-------------|----------|----------|-------------|----------|-----------|-----------|------------|-----------|-----------|------------|-----------|----------|----------|-----------|------------|
| 2020-21 (Fr.) | 13        | 0        | 107        | 8.2        | 11        | 22        | 50.0        | 6        | 14        | 42.9        | 4        | 7        | 57.1        | 6        | 18        | 24        | 1.8        | 14        | 15        | 1.2        | 11        | 0        | 5        | 32        | 2.5        |
| 2021-22 (So.) | 4         | 0        | 22         | 5.5        | 2         | 5         | 40%         | 0        | 2         | 0%          | 0        | 0        | 0.0         | 0        | 0         | 0         | 0.0        | 0         | 1         | 0.1        | 1         | 0        | 2        | 4         | 0.3        |
| <b>Total</b>  | <b>17</b> | <b>0</b> | <b>129</b> | <b>7.6</b> | <b>13</b> | <b>27</b> | <b>48.1</b> | <b>6</b> | <b>16</b> | <b>37.5</b> | <b>4</b> | <b>7</b> | <b>57.1</b> | <b>6</b> | <b>18</b> | <b>24</b> | <b>1.4</b> | <b>14</b> | <b>16</b> | <b>0.9</b> | <b>12</b> | <b>0</b> | <b>7</b> | <b>36</b> | <b>2.1</b> |



**24** **YVAN OUEDRAOGO**

**FORWARD • JUNIOR\* • 6-9 • 255**  
BORDEAUX, FRANCE  
NT'L INST. OF SPORT, EXPERTISE, PERF. NEBRASKA

**CURRENT STATS**

|            |            |            |             |             |            |
|------------|------------|------------|-------------|-------------|------------|
| <b>4.1</b> | <b>5.6</b> | <b>0.0</b> | <b>50.0</b> | <b>50.0</b> | <b>0.0</b> |
| PPG        | RPG        | APG        | FG%         | FT%         | 3P%        |

**TRACKING**

|                   | Season | Career |
|-------------------|--------|--------|
| 10+ points        | 1      | 8      |
| 10+ rebounds      | 1      | 8      |
| 5+ assists        | 0      | 0      |
| Double-doubles    | 1      | 5      |
| Led GCU in points | 0      | 0      |

**CAREER HIGHS**

| POINTS                     | REB.                              | ASSISTS                  | 3-PT M    |
|----------------------------|-----------------------------------|--------------------------|-----------|
| <b>13</b>                  | <b>19</b>                         | <b>3</b>                 | <b>--</b> |
| vs. Doane<br>Dec. 17, 2020 | vs. Northwestern<br>March 1, 2020 | vs. Iowa<br>Jan. 7, 2020 | --        |

| FT M                       | STEALS   | BLOCKS  | MINUTES                           |
|----------------------------|--|---|-----------------------------------|
| <b>7</b>                   | <b>2</b>                                       | <b>2</b>  | <b>38</b>                         |
| vs. Doane<br>Dec. 17, 2020 | 5 times, last:<br>vs. McNeese<br>Nov. 25, 2020 | 5 times, last:<br>at Wisconsin<br>Dec. 22, 2020 | vs. Northwestern<br>March 1, 2020 |

|        | 1st Half                                      | 2nd Half                                      |
|--------|---|---|
| POINTS | <b>7</b> , vs. UC Riverside<br>Nov. 5, 2019   | <b>10</b> , vs. Texas A&M-CC<br>Dec. 29, 2019 |
| REB.   | <b>13</b> , vs. Northwestern<br>March 1, 2020 | <b>11</b> , vs. Doane<br>Dec. 17, 2020        |

**PURPLE** shading denotes a career high set this season

**SEASON HIGHS**

| POINTS  | REB.  | ASSISTS                         | 3-PT M                       |
|---|---|---------------------------------|------------------------------|
| <b>11</b>   | <b>10</b>   | <b>--</b>                       | <b>--</b>                    |
| vs. N. Florida<br>Nov. 12, 2021                     | vs. N. Florida<br>Nov. 12, 2021                     | --                              | --                           |
| FT M  | STEALS  | BLOCKS                          | MINUTES                      |
| <b>2</b>  | <b>1</b>  | <b>1</b>                        | <b>32</b>                    |
| 3 times, last:<br>vs. Life Pacific<br>Nov. 24, 2021 | 2 times, last:<br>vs. Prairie View<br>Nov. 17, 2021 | vs. N. Florida<br>Nov. 12, 2021 | vs. Wyoming<br>Nov. 22, 2021 |

**NOTES**

**THIS SEASON**

» **BENCH DOUBLE-DOUBLE:** Recorded GCU's sixth double-double off the bench in the D-I era. He became the 20th different GCU player to have a double-double to his credit in GCU's D-I era. He had 11 points and 10 rebounds against North Florida on Nov. 12.

**OTHER NOTES**

- » **HUSKER RECORD HOLDER:** Set Nebraska's freshman rebounding record for a season (203) and a game (19 vs. Northwestern on March 1). Became just the third freshman ever to lead the Huskers in rebounding.
- » **OVERSEAS:** Helped lift France to a silver medal at the 2021 FIBA U19 Basketball World Cup in Latvia. Averaged 8.7 points, 7.7 rebounds and 1.3 steals in 23.2 minutes per game over seven World Cup contests.
- » **GROWING UP:** Born in Bordeaux, France and lived there until age 7. Family moved to Burkina Faso, a West African nation.

**GAME LOG**

| Opponent         | Date    | GS | Min | FG  | SHOOTING |     |      | REBOUNDING |       |   |   |    |     |    |     |     |     |     |    |     |
|------------------|---------|----|-----|-----|----------|-----|------|------------|-------|---|---|----|-----|----|-----|-----|-----|-----|----|-----|
|                  |         |    |     |     | 3PT      | FT  | PCT  | O          | D     | T | A | PF | A   | TO | BLK | STL | PTS | AVG |    |     |
| Grambling State  | Nov. 9  | *  | 15  | 1-3 | .333     | 0-0 | .000 | 0-2        | .000  | 2 | 3 | 5  | 5.0 | 2  | 0   | 1   | 0   | 0   | 2  | 2.0 |
| North Florida    | Nov. 12 |    | 31  | 5-9 | .556     | 0-0 | .000 | 1-2        | .500  | 4 | 6 | 10 | 7.5 | 3  | 0   | 1   | 1   | 1   | 11 | 6.5 |
| Prairie View A&M | Nov. 17 | *  | 24  | 2-4 | .500     | 0-0 | .000 | 2-4        | .500  | 2 | 3 | 5  | 6.7 | 2  | 0   | 2   | 0   | 1   | 6  | 6.3 |
| Wyoming          | Nov. 22 | *  | 32  | 0-3 | .000     | 0-0 | .000 | 2-4        | .500  | 4 | 5 | 9  | 7.3 | 2  | 0   | 1   | 0   | 0   | 2  | 5.3 |
| Life Pacific     | Nov. 24 | *  | 17  | 1-1 | 1.000    | 0-0 | .000 | 2-2        | 1.000 | 2 | 4 | 6  | 7.0 | 0  | 0   | 1   | 0   | 0   | 4  | 5.0 |
| at Pepperdine    | Nov. 27 | *  | 14  | 2-2 | 1.000    | 0-0 | .000 | 0-0        | .000  | 2 | 0 | 2  | 6.2 | 2  | 0   | 5   | 0   | 0   | 4  | 4.8 |
| at LMU           | Nov. 29 | *  | 10  | 0-0 | .000     | 0-0 | .000 | 0-0        | .000  | 1 | 1 | 2  | 5.6 | 0  | 0   | 0   | 0   | 0   | 0  | 4.1 |

**CAREER STATS**

| Year          | GP        | GS        | MIN         | MPG         | FG         | FGA        | PCT         | 3PM      | 3PA      | 3PCT       | FT        | FTA        | PCT         | OFF        | DEF        | TOT        | AVG        | PF        | AST       | APG        | TO        | BLK       | STL       | PTS        | PPG        |
|---------------|-----------|-----------|-------------|-------------|------------|------------|-------------|----------|----------|------------|-----------|------------|-------------|------------|------------|------------|------------|-----------|-----------|------------|-----------|-----------|-----------|------------|------------|
| 2019-20 (Fr.) | 32        | 30        | 685         | 21.4        | 70         | 168        | 41.7        | 0        | 0        | 0.0        | 41        | 86         | 47.7        | 90         | 113        | 203        | 6.3        | 52        | 15        | 0.5        | 48        | 9         | 13        | 181        | 5.7        |
| 2020-21 (So.) | 22        | 4         | 328         | 14.9        | 28         | 66         | 42.4        | 0        | 0        | 0.0        | 18        | 46         | 39.1        | 40         | 42         | 82         | 3.7        | 32        | 9         | 0.4        | 12        | 11        | 10        | 74         | 3.4        |
| 2021-22 (Jr.) | 7         | 6         | 143         | 20.4        | 11         | 22         | 50.0        | 0        | 0        | 0.0        | 7         | 14         | 50.0        | 17         | 22         | 39         | 1.8        | 11        | 0         | 0.0        | 11        | 1         | 2         | 29         | 1.3        |
| <b>Total</b>  | <b>61</b> | <b>40</b> | <b>1156</b> | <b>19.0</b> | <b>109</b> | <b>256</b> | <b>42.6</b> | <b>0</b> | <b>0</b> | <b>0.0</b> | <b>66</b> | <b>146</b> | <b>45.2</b> | <b>147</b> | <b>177</b> | <b>324</b> | <b>5.3</b> | <b>95</b> | <b>24</b> | <b>0.4</b> | <b>71</b> | <b>21</b> | <b>25</b> | <b>284</b> | <b>4.7</b> |



**30** **GABE**  
**McGLOTHAN**

**FORWARD • RS-JUNIOR\* • 6-7 • 230**  
GILBERT, ARIZ.  
BASHA HS  
SE MISSOURI STATE ('18-19)

**CURRENT STATS**

|             |            |            |             |             |             |
|-------------|------------|------------|-------------|-------------|-------------|
| <b>10.4</b> | <b>7.1</b> | <b>1.0</b> | <b>45.8</b> | <b>75.9</b> | <b>31.8</b> |
| PPG         | RPG        | APG        | FG%         | FT%         | 3P%         |

**TRACKING**

|                   | Season | Career |
|-------------------|--------|--------|
| 10+ points        | 2      | 12     |
| 10+ rebounds      | 0      | 8      |
| 5+ assists        | 0      | 0      |
| Double-doubles    | 0      | 5      |
| Led GCU in points | 0      | 0      |

**CAREER HIGHS**

| POINTS                             | REB.   | ASSISTS  | 3-PT M                       |
|------------------------------------|--|--|------------------------------|
| <b>27</b>                          | <b>16</b>  | <b>3</b>                                       | <b>3</b>                     |
| vs. Tennessee Tech<br>Feb. 7, 2019 | 2 times, last:<br>vs. Tennessee Tech<br>Feb. 7, 2019 | 6 times, last:<br>vs. Wyoming<br>Nov. 22, 2021 | vs. Wyoming<br>Nov. 22, 2021 |

| FT M                         | STEALS   | BLOCKS                              | MINUTES                   |
|------------------------------|--|-------------------------------------|---------------------------|
| <b>8</b>                     | <b>3</b>                                       | <b>4</b>                            | <b>40</b>                 |
| vs. Wyoming<br>Nov. 22, 2021 | 3 times, last:<br>vs. Wyoming<br>Nov. 22, 2021 | at Miss. Valley St.<br>Dec. 4, 2018 | vs. SIUE<br>Jan. 24, 2019 |

|        | 1st Half                                      | 2nd Half  |
|--------|---|---|
| POINTS | <b>14</b> , vs. Prairie View<br>Nov. 17, 2021 | <b>21</b> , at UT Martin<br>Feb. 14, 2019         |
| REB.   | <b>8</b> , vs. Seattle U<br>March 12, 2021    | <b>9</b> , (3x) last vs. Wyoming<br>Nov. 22, 2021 |

**PURPLE** shading denotes a career high set this season

**SEASON HIGHS**

| POINTS   | REB.                         | ASSISTS  | 3-PT M                       |
|--|------------------------------|--|------------------------------|
| <b>17</b>                                      | <b>12</b>                    | <b>3</b>                                       | <b>3</b>                     |
| 2 times, last:<br>vs. Wyoming<br>Nov. 22, 2021 | vs. Wyoming<br>Nov. 22, 2021 | 2 times, last:<br>vs. Wyoming<br>Nov. 22, 2021 | vs. Wyoming<br>Nov. 22, 2021 |

| FT M                         | STEALS   | BLOCKS                                    | MINUTES                      |
|------------------------------|--|---|------------------------------|
| <b>8</b>                     | <b>3</b>                                       | <b>2</b>                                  | <b>35</b>                    |
| vs. Wyoming<br>Nov. 22, 2021 | 2 times, last:<br>vs. Wyoming<br>Nov. 22, 2021 | 2 times, last:<br>at LMU<br>Nov. 29, 2021 | vs. Wyoming<br>Nov. 22, 2021 |

**NOTES**

**THIS SEASON**

» **STARTER:** Earned his first GCU start on Nov. 12 against North Florida and played 30 minutes, the most in his Lopes career. He has started every Lopes' game since.

**OTHER NOTES**

- » **PEAKING:** Ended 2020-21 season playing some of his best basketball. Had a career-best eight first-half rebounds in GCU's WAC Tournament-opening win over Seattle U on March 12. Finished with his first double-double as a Lope with 14 points and 14 rebounds. Had a career-best 13 first-half points in GCU's NCAA Tournament matchup against No. 2-seeded Iowa.
- » **REBOUNDER:** Was the WAC's only player to average five rebounds in 2020-21 despite averaging fewer than 19 minutes.
- » **SC TOP PLAY:** His dunk off of a backboard lob from Jayden Stone checked in at No. 3 on SportsCenter's Top 10 on Jan. 16, 2021.
- » **GCU CONNECTION:** Brother, Aidan, played soccer at GCU from 2014-17.

**GAME LOG**

| Opponent         | Date    | GS | Min | FG  | SHOOTING |     |      | REBOUNDING |       |   |    |    |     |    |     |     |     |     |    |      |
|------------------|---------|----|-----|-----|----------|-----|------|------------|-------|---|----|----|-----|----|-----|-----|-----|-----|----|------|
|                  |         |    |     |     | 3PT      | FT  | PCT  | O          | D     | T | A  | PF | A   | TO | BLK | STL | PTS | AVG |    |      |
| Grambling State  | Nov. 9  |    | 22  | 3-6 | .500     | 2-3 | .667 | 3-6        | .500  | 2 | 4  | 6  | 6.0 | 3  | 3   | 0   | 1   | 1   | 11 | 11.0 |
| North Florida    | Nov. 12 | *  | 30  | 3-7 | .429     | 0-3 | .000 | 2-2        | 1.000 | 4 | 5  | 9  | 7.5 | 3  | 0   | 2   | 2   | 1   | 8  | 9.5  |
| Prairie View A&M | Nov. 17 | *  | 24  | 5-7 | .714     | 2-3 | .667 | 5-7        | .714  | 1 | 6  | 7  | 7.3 | 4  | 0   | 3   | 0   | 0   | 17 | 12.0 |
| Wyoming          | Nov. 22 | *  | 35  | 3-8 | .375     | 3-6 | .500 | 8-10       | .800  | 2 | 10 | 12 | 8.5 | 4  | 1   | 3   | 1   | 3   | 17 | 13.3 |
| Life Pacific     | Nov. 24 | *  | 25  | 3-6 | .500     | 0-0 | .000 | 2-2        | 1.000 | 3 | 3  | 6  | 8.0 | 0  | 0   | 1   | 0   | 0   | 8  | 12.2 |
| at Pepperdine    | Nov. 27 | *  | 26  | 4-8 | .500     | 0-3 | .000 | 0-0        | .000  | 0 | 5  | 5  | 7.5 | 4  | 1   | 3   | 0   | 0   | 8  | 11.5 |
| at LMU           | Nov. 29 | *  | 29  | 1-6 | .167     | 0-4 | .000 | 2-2        | 1.000 | 2 | 3  | 5  | 7.1 | 3  | 2   | 3   | 2   | 2   | 4  | 10.4 |

**CAREER STATS**

(SHADING DENOTES PREVIOUS SCHOOL)

| Year            | GP        | GS        | MIN         | MPG         | FG         | FGA        | PCT         | 3PM       | 3PA       | 3PCT        | FT        | FTA        | PCT         | OFF        | DEF        | TOT        | AVG        | PF         | AST       | APG        | TO        | BLK       | STL       | PTS        | PPG        |
|-----------------|-----------|-----------|-------------|-------------|------------|------------|-------------|-----------|-----------|-------------|-----------|------------|-------------|------------|------------|------------|------------|------------|-----------|------------|-----------|-----------|-----------|------------|------------|
| 2018-19 (Fr.)   | 31        | 11        | 670         | 21.6        | 93         | 204        | 45.6        | 21        | 60        | 35.0        | 26        | 43         | 60.5        | 58         | 134        | 192        | 6.2        | 98         | 29        | 0.9        | 41        | 20        | 20        | 233        | 7.5        |
| 2020-21 (R-So.) | 24        | 0         | 307         | 12.8        | 57         | 98         | 58.2        | 5         | 15        | 33.3        | 28        | 42         | 66.7        | 44         | 84         | 128        | 5.3        | 60         | 14        | 0.6        | 24        | 6         | 7         | 147        | 6.1        |
| 2021-22 (R-Jr.) | 7         | 6         | 191         | 27.3        | 22         | 48         | 45.8        | 7         | 22        | 31.8        | 22        | 29         | 75.9        | 14         | 36         | 50         | 7.1        | 21         | 7         | 1.0        | 15        | 6         | 7         | 73         | 10.4       |
| <b>Total</b>    | <b>62</b> | <b>17</b> | <b>1168</b> | <b>18.8</b> | <b>172</b> | <b>350</b> | <b>49.1</b> | <b>33</b> | <b>97</b> | <b>34.0</b> | <b>76</b> | <b>114</b> | <b>66.7</b> | <b>116</b> | <b>254</b> | <b>370</b> | <b>6.0</b> | <b>179</b> | <b>50</b> | <b>0.8</b> | <b>80</b> | <b>32</b> | <b>34</b> | <b>453</b> | <b>7.3</b> |





31

ETHAN  
SPRY

FORWARD • JUNIOR\* • 6-7 • 215  
PHOENIX, ARIZ.  
SCOTTSDALE CHRISTIAN ACADEMY

CURRENT STATS

|     |     |     |     |     |     |
|-----|-----|-----|-----|-----|-----|
| 0.0 | 0.0 | 0.0 | 0.0 | 0.0 | 0.0 |
| PPG | RPG | APG | FG% | FT% | 3P% |

TRACKING

|                   | Season | Career |
|-------------------|--------|--------|
| 10+ points        | 0      | 0      |
| 10+ rebounds      | 0      | 0      |
| 5+ assists        | 0      | 0      |
| Double-doubles    | 0      | 0      |
| Led GCU in points | 0      | 0      |

CAREER HIGHS

| POINTS  | REB.                              | ASSISTS   | 3-PT M  |
|---|-----------------------------------|---|---|
| <b>3</b>  | <b>3</b>                          | <b>1</b>  | <b>1</b>  |
| 2 times, last:<br>vs. Bethesda<br>Jan. 15, 2021 | vs. Bethesda<br>Jan. 16, 2021     | 2 times, last:<br>vs. Bethesda<br>Jan. 15, 2021 | 2 times, last:<br>vs. Bethesda<br>Jan. 16, 2021 |
| FT M  | STEALS                            | BLOCKS  | MINUTES   |
| <b>--</b>                                       | <b>1</b>                          | <b>--</b>                                       | <b>6</b>  |
| --  | vs. Prairie View<br>Nov. 17, 2021 | --  | vs. Bethesda<br>Jan. 16, 2021                   |
| 1st Half  |                                   | 2nd Half  |   |
| POINTS  | --, --                            | <b>3</b> , (2x) vs. Bethesda<br>Jan. 15, 2021   |   |
| REB.  | --, --                            | <b>3</b> , vs. Bethesda<br>Jan. 16, 2021        |   |

**PURPLE** shading denotes a career high set this season

SEASON HIGHS

| POINTS    | REB.                              | ASSISTS   | 3-PT M                            |
|-----------|-----------------------------------|-----------|-----------------------------------|
| <b>--</b> | <b>--</b>                         | <b>--</b> | <b>--</b>                         |
| --        | --                                | --        | --                                |
| FT M      | STEALS                            | BLOCKS    | MINUTES                           |
| <b>--</b> | <b>1</b>                          | <b>--</b> | <b>2</b>                          |
| --        | vs. Prairie View<br>Nov. 17, 2021 | --        | vs. Prairie View<br>Nov. 17, 2021 |

NOTES

THIS SEASON

»

OTHER NOTES

- » **KNOCKDOWN:** Hit his second career 3-pointer in the final minutes of Jan. 15's win over Bethesda in 2021. Had a career-high three rebounds the following day against Bethesda.
- » **TITLE TEAM:** Ended high school career by averaging 17.6 points and 10.4 rebounds while shooting 45% from 3-point range to help lead Scottsdale Christian to the Class 2A state championship.

GAME LOG

| Opponent         | Date    | GS | Min | FG   | SHOOTING |      |     | REBOUNDING             |   |   |   |     |   |    |     |     |     |     |     |
|------------------|---------|----|-----|------|----------|------|-----|------------------------|---|---|---|-----|---|----|-----|-----|-----|-----|-----|
|                  |         |    |     |      | 3PT      | FT   | FT  | O                      | D | T | A | PF  | A | TO | BLK | STL | PTS | AVG |     |
| Grambling State  | Nov. 9  |    |     |      |          |      |     | DNP - coach's decision |   |   |   |     |   |    |     |     |     |     |     |
| North Florida    | Nov. 12 |    |     |      |          |      |     | DNP - coach's decision |   |   |   |     |   |    |     |     |     |     |     |
| Prairie View A&M | Nov. 17 | 2  | 0-0 | .000 | 0-0      | .000 | 0-0 | .000                   | 0 | 0 | 0 | 0.0 | 1 | 0  | 0   | 0   | 1   | 0   | 0.0 |
| Wyoming          | Nov. 22 |    |     |      |          |      |     | DNP - coach's decision |   |   |   |     |   |    |     |     |     |     |     |
| Life Pacific     | Nov. 24 |    |     |      |          |      |     | DNP - coach's decision |   |   |   |     |   |    |     |     |     |     |     |
| at Pepperdine    | Nov. 27 |    |     |      |          |      |     | DNP - coach's decision |   |   |   |     |   |    |     |     |     |     |     |
| at LMU           | Nov. 29 |    |     |      |          |      |     | DNP - coach's decision |   |   |   |     |   |    |     |     |     |     |     |

CAREER STATS

| Year          | GP        | GS       | MIN       | MPG        | FG       | FGA      | PCT         | 3PM      | 3PA      | 3PCT        | FT       | FTA      | PCT        | OFF      | DEF      | TOT      | AVG        | PF       | AST      | APG        | TO       | BLK      | STL      | PTS      | PPG        |
|---------------|-----------|----------|-----------|------------|----------|----------|-------------|----------|----------|-------------|----------|----------|------------|----------|----------|----------|------------|----------|----------|------------|----------|----------|----------|----------|------------|
| 2019-20 (Fr.) | 8         | 0        | 16        | 2.0        | 1        | 5        | 20.0        | 1        | 5        | 20.0        | 0        | 0        | 0.0        | 1        | 1        | 2        | 0.3        | 1        | 1        | 0.1        | 0        | 0        | 0        | 3        | 0.4        |
| 2020-21 (So.) | 5         | 0        | 13        | 2.6        | 1        | 3        | 33.3        | 1        | 3        | 33.3        | 0        | 0        | 0.0        | 2        | 2        | 4        | 0.8        | 1        | 1        | 0.2        | 0        | 0        | 0        | 3        | 0.6        |
| 2021-22 (Jr.) | 1         | 0        | 2         | 2.0        | 0        | 0        | 0.0         | 0        | 0        | 0.0         | 0        | 0        | 0.0        | 0        | 0        | 0        | 0.0        | 1        | 0        | 0.0        | 0        | 0        | 1        | 0        | 0.0        |
| <b>Total</b>  | <b>14</b> | <b>0</b> | <b>31</b> | <b>2.2</b> | <b>2</b> | <b>8</b> | <b>25.0</b> | <b>2</b> | <b>8</b> | <b>25.0</b> | <b>0</b> | <b>0</b> | <b>0.0</b> | <b>3</b> | <b>3</b> | <b>6</b> | <b>0.4</b> | <b>3</b> | <b>2</b> | <b>0.1</b> | <b>0</b> | <b>0</b> | <b>1</b> | <b>6</b> | <b>0.4</b> |



33

ISAIAH  
SHAW

GUARD • REDSHIRT • 6-7 • 190  
ROME, ITALY  
DAVIDSON ACADEMY / PHH PREP

CURRENT STATS

|     |     |     |     |     |     |
|-----|-----|-----|-----|-----|-----|
| 0.0 | 0.0 | 0.0 | 0.0 | 0.0 | 0.0 |
| PPG | RPG | APG | FG% | FT% | 3P% |

TRACKING

|                   | Season | Career |
|-------------------|--------|--------|
| 10+ points        | 0      | 0      |
| 10+ rebounds      | 0      | 0      |
| 5+ assists        | 0      | 0      |
| Double-doubles    | 0      | 0      |
| Led GCU in points | 0      | 0      |

CAREER HIGHS

| POINTS | REB. | ASSISTS | 3-PT M |
|--------|------|---------|--------|
| --     | --   | --      | --     |
| --     | --   | --      | --     |

| FT M | STEALS | BLOCKS | MINUTES |
|------|--------|--------|---------|
| --   | --     | --     | --      |
| --   | --     | --     | --      |

|        | 1st Half | 2nd Half |
|--------|----------|----------|
| POINTS | --       | --       |
| REB.   | --       | --       |

**PURPLE** shading denotes a career high set this season

SEASON HIGHS

| POINTS | REB. | ASSISTS | 3-PT M |
|--------|------|---------|--------|
| --     | --   | --      | --     |
| --     | --   | --      | --     |

| FT M | STEALS | BLOCKS | MINUTES |
|------|--------|--------|---------|
| --   | --     | --     | --      |
| --   | --     | --     | --      |

NOTES

THIS SEASON

» **REDSHIRT CAMPAIGN:** Set to redshirt season for Lopes.

OTHER NOTES

- » **PHOENIX BALL:** Moved to Phoenix last year after father, Casey, accepted coaching position at GCU. Spent year refining game at PHH Prep.
- » **WHEN IN ROME:** Born in Rome, Italy, while his father was playing professionally.
- » **BLOODLINES:** Father, Casey, played at Toledo, was a pick of the Philadelphia 76ers in the 1998 NBA Draft, had a lengthy international pro career and is currently an assistant coach on the Lopes staff.

GAME LOG

| Opponent         | Date    | GS | Min | FG | SHOOTING |    |   | REBOUNDING     |   |   |    |   |    |     |     |     |     |
|------------------|---------|----|-----|----|----------|----|---|----------------|---|---|----|---|----|-----|-----|-----|-----|
|                  |         |    |     |    | 3PT      | FT | O | D              | T | A | PF | A | TO | BLK | STL | PTS | AVG |
| Grambling State  | Nov. 9  |    |     |    |          |    |   | DNP - redshirt |   |   |    |   |    |     |     |     |     |
| North Florida    | Nov. 12 |    |     |    |          |    |   | DNP - redshirt |   |   |    |   |    |     |     |     |     |
| Prairie View A&M | Nov. 17 |    |     |    |          |    |   | DNP - redshirt |   |   |    |   |    |     |     |     |     |
| Wyoming          | Nov. 22 |    |     |    |          |    |   | DNP - redshirt |   |   |    |   |    |     |     |     |     |
| Life Pacific     | Nov. 24 |    |     |    |          |    |   | DNP - redshirt |   |   |    |   |    |     |     |     |     |
| at Pepperdine    | Nov. 27 |    |     |    |          |    |   | DNP - redshirt |   |   |    |   |    |     |     |     |     |
| at LMU           | Nov. 29 |    |     |    |          |    |   | DNP - redshirt |   |   |    |   |    |     |     |     |     |

CAREER STATS

(SHADING DENOTES PREVIOUS SCHOOL)

| Year          | GP | GS | MIN | MPG | FG | FGA | PCT | 3PM | 3PA | 3PCT | FT | FTA | PCT | OFF | DEF | TOT | AVG | PF | AST | APG | TO | BLK | STL | PTS | PPG |
|---------------|----|----|-----|-----|----|-----|-----|-----|-----|------|----|-----|-----|-----|-----|-----|-----|----|-----|-----|----|-----|-----|-----|-----|
| 2021-22 (Fr.) | 0  | 0  | 0   | 0.0 | 0  | 0   | 0.0 | 0   | 0   | 0.0  | 0  | 0   | 0.0 | 0   | 0   | 0   | 0.0 | 0  | 0   | 0.0 | 0  | 0   | 0   | 0   | 0.0 |
| Total         | 0  | 0  | 0   | 0.0 | 0  | 0   | 0.0 | 0   | 0   | 0.0  | 0  | 0   | 0.0 | 0   | 0   | 0   | 0.0 | 0  | 0   | 0.0 | 0  | 0   | 0   | 0   | 0.0 |



35

TAESHON  
CHERRY

FORWARD • SENIOR\* • 6-8 • 225  
EL CAJON, CALIF.  
FOOTHILLS CHRISTIAN  
ARIZONA STATE

CURRENT STATS

|     |     |     |      |      |      |
|-----|-----|-----|------|------|------|
| 6.4 | 4.0 | 2.0 | 37.0 | 87.5 | 29.4 |
| PPG | RPG | APG | FG%  | FT%  | 3P%  |

TRACKING

|                   | Season | Career |
|-------------------|--------|--------|
| 10+ points        | 1      | 11     |
| 10+ rebounds      | 0      | 0      |
| 5+ assists        | 0      | 0      |
| Double-doubles    | 0      | 0      |
| Led GCU in points | 0      | 0      |

CAREER HIGHS

| POINTS                          | REB.                          | ASSISTS  | 3-PT M   |
|---------------------------------|-------------------------------|--|--|
| <b>19</b>                       | <b>8</b>                      | <b>4</b>   | <b>5</b>   |
| vs. Omaha<br>Nov. 28, 2018      | vs. Colorado<br>Jan. 16, 2020 | at LMU<br>Nov. 29, 2021                          | vs. Oregon<br>Jan. 19, 2019                        |
| FT M                            | STEALS                        | BLOCKS   | MINUTES  |
| <b>5</b>                        | <b>6</b>                      | <b>2</b>   | <b>31</b>  |
| vs. Washington<br>March 5, 2020 | at LMU<br>Nov. 29, 2021       | 4 times, last:<br>vs. Wash. St.<br>March 7, 2020 | 2 times, last:<br>vs. Texas Sthrn.<br>Dec. 1, 2018 |

|        | 1st Half  | 2nd Half                                   |
|--------|---|--|
| POINTS | <b>10</b> , vs. Omaha<br>Nov. 28, 2018          | <b>10</b> , (2x) vs. Utah<br>Jan. 18, 2020 |
| REB.   | <b>5</b> , (2x) vs. Washington<br>March 5, 2020 | <b>5</b> , (2x) vs. USC<br>Feb. 8, 2020    |

**PURPLE** shading denotes a career high set this season

SEASON HIGHS

| POINTS                  | REB.                                      | ASSISTS                 | 3-PT M                                    |
|-------------------------|---|-------------------------|---|
| <b>12</b>               | <b>5</b>                                  | <b>4</b>                | <b>1</b>                                  |
| at LMU<br>Nov. 29, 2021 | 3 times, last:<br>at LMU<br>Nov. 29, 2021 | at LMU<br>Nov. 29, 2021 | 5 times, last:<br>at LMU<br>Nov. 29, 2021 |
| FT M                    | STEALS                                    | BLOCKS                  | MINUTES                                   |
| <b>3</b>                | <b>6</b>                                  | --                      | <b>23</b>                                 |
| at LMU<br>Nov. 29, 2021 | at LMU<br>Nov. 29, 2021                   | --                      | at LMU<br>Nov. 29, 2021                   |

NOTES

THIS SEASON

- » **AT LOYOLA MARYMOUNT:** Was the X-factor in GCU's win at Loyola Marymount on Nov. 29 with 12 points, 5 rebounds, 6 steals and 4 assists. The steals and assists marks were career highs for Cherry. The steals mark was the second most in GCU's D-I era, with a seven-steal game by Gerard Martin holding the record.
- » **RETURN TO FLOOR:** Returned to floor for first time since Dec. 16, 2020, in GCU's season opener against Grambling State.

OTHER NOTES

- » **DEVIL TO LOPE:** Appeared in 62 games at Arizona State before transferring across town to GCU alongside Sun Devil teammate Holland Woods II.
- » **AS THE OPPOSITION:** Cherry's second-most recent game played came at GCU Arena against the Lopes on Dec. 13, 2020. He played 22 minutes and picked up a pair of rebounds and a steal.
- » **RECRUITING RANKING:** Was a five-star prospect that was ASU's second-highest ranked signee all-time behind only James Harden.

GAME LOG

| Opponent         | Date    | GS            | Min | FG   | SHOOTING |      |     | REBOUNDING |   |   |   |     |   |    |     |     |     |     |     |
|------------------|---------|---------------|-----|------|----------|------|-----|------------|---|---|---|-----|---|----|-----|-----|-----|-----|-----|
|                  |         |               |     |      | 3PT      | FT   | FT% | O          | D | T | A | PF  | A | TO | BLK | STL | PTS | AVG |     |
| Grambling State  | Nov. 9  | 19            | 2-6 | .333 | 1-3      | .333 | 0-0 | .000       | 1 | 4 | 5 | 5.0 | 3 | 2  | 0   | 0   | 1   | 5   | 5.0 |
| North Florida    | Nov. 12 | 17            | 1-2 | .500 | 1-2      | .500 | 2-2 | 1.000      | 1 | 4 | 5 | 5.0 | 3 | 2  | 1   | 0   | 1   | 5   | 5.0 |
| Prairie View A&M | Nov. 17 | DNP - illness |     |      |          |      |     |            |   |   |   |     |   |    |     |     |     |     |     |
| Wyoming          | Nov. 22 | 14            | 1-5 | .200 | 1-3      | .333 | 0-0 | .000       | 2 | 1 | 3 | 4.3 | 2 | 1  | 1   | 0   | 0   | 3   | 4.3 |
| Life Pacific     | Nov. 24 | DNP           |     |      |          |      |     |            |   |   |   |     |   |    |     |     |     |     |     |
| at Pepperdine    | Nov. 27 | 14            | 2-6 | .333 | 1-4      | .250 | 2-2 | 1.000      | 1 | 1 | 2 | 3.8 | 0 | 1  | 0   | 0   | 0   | 7   | 5.0 |
| at LMU           | Nov. 29 | 23            | 4-8 | .500 | 1-5      | .200 | 3-4 | .750       | 3 | 2 | 5 | 4.0 | 3 | 4  | 0   | 0   | 6   | 12  | 6.4 |

CAREER STATS

(SHADING DENOTES PREVIOUS SCHOOL)

| Year          | GP        | GS        | MIN         | MPG         | FG         | FGA        | PCT         | 3PM       | 3PA        | 3PCT        | FT        | FTA       | PCT         | OFF       | DEF        | TOT        | AVG        | PF         | AST       | APG        | TO        | BLK       | STL       | PTS        | PPG        |
|---------------|-----------|-----------|-------------|-------------|------------|------------|-------------|-----------|------------|-------------|-----------|-----------|-------------|-----------|------------|------------|------------|------------|-----------|------------|-----------|-----------|-----------|------------|------------|
| 2018-19 (Fr.) | 30        | 3         | 523         | 17.4        | 63         | 161        | 39.1        | 40        | 116        | 34.5        | 10        | 14        | 71.4        | 14        | 64         | 78         | 2.6        | 69         | 10        | 0.3        | 15        | 7         | 17        | 176        | 5.9        |
| 2019-20 (So.) | 25        | 11        | 470         | 18.8        | 43         | 122        | 35.2        | 15        | 66         | 22.7        | 14        | 23        | 60.9        | 28        | 56         | 84         | 3.4        | 81         | 12        | 0.5        | 17        | 12        | 14        | 115        | 4.6        |
| 2020-21 (Jr.) | 7         | 3         | 112         | 16.0        | 10         | 28         | 35.7        | 7         | 22         | 31.8        | 0         | 0         | 0.0         | 4         | 12         | 16         | 2.3        | 23         | 2         | 0.3        | 0         | 3         | 3         | 27         | 3.9        |
| 2021-22 (Sr.) | 5         | 0         | 87          | 17.4        | 10         | 27         | 37.0        | 5         | 17         | 29.4        | 7         | 8         | 87.5        | 8         | 12         | 20         | 4.0        | 11         | 10        | 2.0        | 2         | 0         | 8         | 32         | 6.4        |
| <b>Total</b>  | <b>67</b> | <b>17</b> | <b>1192</b> | <b>17.8</b> | <b>126</b> | <b>338</b> | <b>37.3</b> | <b>67</b> | <b>221</b> | <b>30.3</b> | <b>31</b> | <b>45</b> | <b>68.9</b> | <b>54</b> | <b>144</b> | <b>198</b> | <b>3.0</b> | <b>184</b> | <b>34</b> | <b>0.5</b> | <b>34</b> | <b>22</b> | <b>42</b> | <b>350</b> | <b>5.2</b> |





55

WALTER  
ELLIS

GUARD • SENIOR\* • 6-5 • 190

GRANGER, IND.  
BREWSTER ACADEMY  
BUCKNELL

CURRENT STATS

|     |     |     |      |       |      |
|-----|-----|-----|------|-------|------|
| 2.0 | 0.8 | 0.2 | 40.0 | 100.0 | 40.0 |
| PPG | RPG | APG | FG%  | FT%   | 3P%  |

TRACKING

|                   | Season | Career |
|-------------------|--------|--------|
| 10+ points        | 0      | 16     |
| 10+ rebounds      | 0      | 0      |
| 5+ assists        | 0      | 1      |
| Double-doubles    | 0      | 0      |
| Led GCU in points | 0      | 0      |

CAREER HIGHS

| POINTS                     | REB.  | ASSISTS                      | 3-PT M  |
|----------------------------|---|------------------------------|---|
| <b>16</b>                  | <b>8</b>  | <b>6</b>                     | <b>4</b>                                      |
| at Lehigh<br>Jan. 30, 2021 | 2 times, last:<br>at Lafayette<br>March 6, 2021 | at Colgate<br>March 10, 2021 | 3 times, last:<br>vs. Lehigh<br>Jan. 31, 2021 |

| FT M  | STEALS                        | BLOCKS   | MINUTES   |
|---|-------------------------------|--|---|
| <b>6</b>  | <b>4</b>                      | <b>2</b>                                       | <b>34</b>                                       |
| 2 times, last:<br>at Lafayette<br>March 6, 2021 | vs. Lafayette<br>Jan. 9, 2021 | 6 times, last:<br>at Colgate<br>March 10, 2021 | 2 times, last:<br>at Lafayette<br>Jan. 10, 2021 |

1st Half

2nd Half

|        |  |   |
|--------|--|---|
| POINTS | <b>11</b> , at Navy<br>Jan. 2, 2021          | <b>12</b> , vs. Hofstra<br>Nov. 13, 2019  |
| REB.   | <b>5</b> , (2x) vs. Colgate<br>Feb. 26, 2020 | <b>5</b> , vs. Lafayette<br>March 6, 2021 |

**PURPLE** shading denotes a career high set this season

SEASON HIGHS

| POINTS                            | REB.  | ASSISTS                           | 3-PT M                            |
|-----------------------------------|---|-----------------------------------|-----------------------------------|
| <b>6</b>                          | <b>2</b>  | <b>1</b>                          | <b>2</b>                          |
| vs. Life Pacific<br>Nov. 24, 2021 | 2 times, last:<br>vs. Life Pacific<br>Nov. 24, 2021 | vs. Life Pacific<br>Nov. 24, 2021 | vs. Life Pacific<br>Nov. 24, 2021 |

| FT M                                      | STEALS | BLOCKS | MINUTES                           |
|---|--------|--------|-----------------------------------|
| <b>2</b>                                  | --     | --     | <b>12</b>                         |
| 2 times, last:<br>at LMU<br>Nov. 29, 2021 | --     | --     | vs. Life Pacific<br>Nov. 24, 2021 |

NOTES

THIS SEASON

» **CROSS-COUNTRY MOVE:** Transfers from Bucknell in Lewisburg, Pa., to play for Lopes with two years of eligibility remaining.

OTHER NOTES

» **SHORTENED SEASON:** Played the nation's fourth-lowest game total (12 games) due to the Patriot League playing a conference-only schedule and further COVID-19 issues in 2020-21. He hit half of his 3-point attempts (14 of 28).

» **BLOODLINES:** Father, LaPhonso, played at Notre Dame and was the fifth overall pick of the Denver Nuggets in the 1992 NBA Draft. He has been a college basketball analyst for ESPN since 2009. He held Notre Dame's career blocks record with 200.

GAME LOG

| Opponent         | Date    | GS | Min | SHOOTING |     |      |     | REBOUNDING             |   |   |    |     |    |     |     |     |     |   |     |
|------------------|---------|----|-----|----------|-----|------|-----|------------------------|---|---|----|-----|----|-----|-----|-----|-----|---|-----|
|                  |         |    |     | FG       | 3PT | FT   | O   | D                      | T | A | PF | A   | TO | BLK | STL | PTS | AVG |   |     |
| Grambling State  | Nov. 9  | 3  | 0-0 | .000     | 0-0 | .000 | 0-0 | .000                   | 0 | 0 | 0  | 0.0 | 0  | 0   | 0   | 0   | 0   | 0 | 0.0 |
| North Florida    | Nov. 12 |    |     |          |     |      |     | DNP - coach's decision |   |   |    |     |    |     |     |     |     |   |     |
| Prairie View A&M | Nov. 17 | 4  | 0-0 | .000     | 0-0 | .000 | 2-2 | 1.000                  | 2 | 0 | 2  | 1.0 | 2  | 0   | 1   | 0   | 0   | 2 | 1.0 |
| Wyoming          | Nov. 22 |    |     |          |     |      |     | DNP - coach's decision |   |   |    |     |    |     |     |     |     |   |     |
| Life Pacific     | Nov. 24 | 12 | 2-5 | .400     | 2-5 | .400 | 0-0 | .000                   | 1 | 1 | 2  | 1.3 | 0  | 1   | 0   | 0   | 0   | 6 | 2.7 |
| at Pepperdine    | Nov. 27 | 1  | 0-0 | .000     | 0-0 | .000 | 0-0 | .000                   | 0 | 0 | 0  | 1.0 | 0  | 0   | 0   | 0   | 0   | 0 | 2.0 |
| at LMU           | Nov. 29 | 3  | 0-0 | .000     | 0-0 | .000 | 2-2 | 1.000                  | 0 | 0 | 0  | 0.8 | 0  | 0   | 0   | 0   | 0   | 2 | 2.0 |

CAREER STATS

(SHADING DENOTES PREVIOUS SCHOOL)

| Year          | GP        | GS        | MIN         | MPG         | FG         | FGA        | PCT         | 3PM       | 3PA        | 3PCT        | FT        | FTA       | PCT         | OFF       | DEF        | TOT        | AVG        | PF         | AST       | APG        | TO        | BLK       | STL       | PTS        | PPG        |
|---------------|-----------|-----------|-------------|-------------|------------|------------|-------------|-----------|------------|-------------|-----------|-----------|-------------|-----------|------------|------------|------------|------------|-----------|------------|-----------|-----------|-----------|------------|------------|
| 2018-19 (Fr.) | 27        | 0         | 221         | 8.2         | 17         | 56         | 30.4        | 13        | 46         | 28.3        | 0         | 0         | 0.0         | 4         | 29         | 33         | 1.2        | 22         | 9         | 0.3        | 5         | 4         | 6         | 47         | 1.7        |
| 2019-20 (So.) | 33        | 1         | 573         | 17.4        | 62         | 143        | 43.4        | 48        | 117        | 41.0        | 24        | 36        | 66.7        | 0         | 66         | 66         | 2.0        | 56         | 20        | 0.6        | 21        | 17        | 24        | 196        | 5.9        |
| 2020-21 (Jr.) | 12        | 12        | 333         | 27.8        | 35         | 82         | 42.7        | 20        | 52         | 38.5        | 16        | 19        | 84.2        | 4         | 42         | 46         | 3.8        | 29         | 20        | 1.7        | 19        | 8         | 14        | 106        | 8.8        |
| 2021-22 (Sr.) | 5         | 0         | 23          | 4.6         | 2          | 5          | 40.0        | 2         | 5          | 40.0        | 4         | 4         | 100.0       | 3         | 1          | 4          | 0.8        | 2          | 1         | 0.2        | 1         | 0         | 0         | 10         | 2.0        |
| <b>Total</b>  | <b>77</b> | <b>13</b> | <b>1150</b> | <b>14.9</b> | <b>116</b> | <b>286</b> | <b>40.6</b> | <b>83</b> | <b>220</b> | <b>37.7</b> | <b>44</b> | <b>59</b> | <b>74.6</b> | <b>11</b> | <b>138</b> | <b>149</b> | <b>1.9</b> | <b>109</b> | <b>50</b> | <b>0.6</b> | <b>46</b> | <b>29</b> | <b>44</b> | <b>359</b> | <b>4.7</b> |

TUESDAY, NOV. 9 | HOME OPENER



GRAMBLING STATE  
**53**

| PTS         | REB        |
|-------------|------------|
| 10 T. Moton | 6 M. Lamin |
| 10 P. Moss  | 5 T. Moton |
| 8 M. Lamin  | 4 3 tied   |

| AST        | STL         |
|------------|-------------|
| 3 T. Moton | 3 S. Cowart |

|               |                  |
|---------------|------------------|
| 19-52   36.5% | <b>FG</b>        |
| 4-13   30.8%  | <b>3P%</b>       |
| 30 (22/8)     | <b>REB (D/O)</b> |
| 17            | <b>TO</b>        |

"We have a deep team and everyone's talented and they shine in their own different ways." - **GABE MCGLOTHAN**

GRAND CANYON  
**74**



| PTS                 | REB         |
|---------------------|-------------|
| 16 J. Blacksher Jr. | 6 McGlothan |
| 11 McGlothan        | 5 4 tied    |
| 7                   | 2 tied      |

| AST           | STL      |
|---------------|----------|
| 4 H. Woods II | 2 4 tied |

|               |                  |
|---------------|------------------|
| 28-60   46.7% | <b>FG</b>        |
| 9-24   37.5%  | <b>3P%</b>       |
| 43 (28/15)    | <b>REB (D/O)</b> |
| 13            | <b>TO</b>        |

FRIDAY, NOV. 12 | HOME



NORTH FLORIDA  
**51**

| PTS               | REB           |
|-------------------|---------------|
| 18 C. Hendricksen | 7 D. James    |
| 10 D. James       | 3 E. Adedoyin |
| 6 2 tied          | 2 4 tied      |

| AST              | STL           |
|------------------|---------------|
| 2 C. Hendricksen | 2 E. Adedoyin |

|               |                  |
|---------------|------------------|
| 16-46   34.8% | <b>FG</b>        |
| 7-18   38.9%  | <b>3P%</b>       |
| 20 (15/5)     | <b>REB (D/O)</b> |
| 13            | <b>TO</b>        |

"We're still trying to find who we are as a team. We're trying to find things we do well and really fine-tune those things." - **BRYCE DREW**

GRAND CANYON  
**65**



| PTS                 | REB             |
|---------------------|-----------------|
| 12 J. Blacksher Jr. | 10 Y. Ouedraogo |
| 11 Y. Ouedraogo     | 9 G. McGlothan  |
| 10 S. Miller-Moore  | 5 T. Cherry     |

| AST           | STL            |
|---------------|----------------|
| 5 H. Woods II | 3 C. McMillian |

|               |                  |
|---------------|------------------|
| 24-50   48.0% | <b>FG</b>        |
| 6-16   37.5%  | <b>3P%</b>       |
| 37 (26/11)    | <b>REB (D/O)</b> |
| 16            | <b>TO</b>        |

WEDNESDAY, NOV. 17 | HOME



PRAIRIE VIEW A&M  
**64**

| PTS           | REB        |
|---------------|------------|
| 18 D. Roberts | 6 D. Cox   |
| 10 D. Cox     | 5 B. Myles |
| 10 W. Douglas | 4 2 tied   |

| AST      | STL      |
|----------|----------|
| 2 2 tied | 2 2 tied |

|               |                  |
|---------------|------------------|
| 24-60   40.0% | <b>FG</b>        |
| 3-17   17.6%  | <b>3P%</b>       |
| 32 (16/16)    | <b>REB (D/O)</b> |
| 16            | <b>TO</b>        |

"This team can just flat-out shoot. There was a period that I don't think we missed for a good amount of time. The place was going crazy for it." - **GABE MCGLOTHAN**

GRAND CANYON  
**91**



| PTS                 | REB               |
|---------------------|-------------------|
| 25 H. Woods II      | 7 G. McGlothan    |
| 17 G. McGlothan     | 6 S. Miller-Moore |
| 12 J. Blacksher Jr. | 5 Y. Ouedraogo    |

| AST               | STL                |
|-------------------|--------------------|
| 4 S. Miller-Moore | 2 J. Blacksher Jr. |

|               |                  |
|---------------|------------------|
| 29-57   50.9% | <b>FG</b>        |
| 17-27   63.0% | <b>3P%</b>       |
| 38 (22/16)    | <b>REB (D/O)</b> |
| 16            | <b>TO</b>        |

MONDAY, NOV. 22 | HOME



WYOMING  
**68**

| PTS             | REB            |
|-----------------|----------------|
| 17 H. Maldonado | 7 H. Maldonado |
| 13 G. Ike       | 6 D. Jefferies |
| 12 J. Oden      | 6 G. Ike       |

| AST            | STL      |
|----------------|----------|
| 7 H. Maldonado | 1 3 tied |

|               |                  |
|---------------|------------------|
| 25-52   48.1% | <b>FG</b>        |
| 7-22   31.8%  | <b>3P%</b>       |
| 33 (26/7)     | <b>REB (D/O)</b> |
| 9             | <b>TO</b>        |

"Sometimes, you feel like balls and bounces aren't going your way. It seemed like we didn't get a ball or a bounce until maybe the second half." - **BRYCE DREW**

GRAND CANYON  
**61**



| PTS                 | REB             |
|---------------------|-----------------|
| 20 J. Blacksher Jr. | 12 G. McGlothan |
| 17 G. McGlothan     | 9 Y. Ouedraogo  |
| 11 S. Miller-Moore  | 7 C. McMillian  |

| AST      | STL            |
|----------|----------------|
| 3 2 tied | 3 G. McGlothan |

|               |                  |
|---------------|------------------|
| 19-64   29.7% | <b>FG</b>        |
| 7-24   29.2%  | <b>3P%</b>       |
| 51 (29/22)    | <b>REB (D/O)</b> |
| 9             | <b>TO</b>        |

WEDNESDAY, NOV. 24 | HOME



LIFE PACIFIC  
**47**

| PTS          | REB            |
|--------------|----------------|
| 12 A. Cook   | 4 A. Cook      |
| 6 K. Aboagye | 4 D. Hernandez |
| 5 2 tied     | 2 3 tied       |

| AST          | STL          |
|--------------|--------------|
| 3 A. Vasquez | 2 K. Aboagye |

|               |                  |
|---------------|------------------|
| 18-50   36.0% | <b>FG</b>        |
| 9-26   34.6%  | <b>3P%</b>       |
| 23 (21/2)     | <b>REB (D/O)</b> |
| 21            | <b>TO</b>        |

"The last 12 minutes looked more like how we looked the first three games of the season with the ball moving." - **BRYCE DREW**

GRAND CANYON  
**82**



| PTS                 | REB            |
|---------------------|----------------|
| 16 J. Blacksher Jr. | 11 D. Zdor     |
| 11 C. McMillian     | 6 G. McGlothan |
| 11 J. Blackmon      | 6 Y. Ouedraogo |

| AST                | STL                |
|--------------------|--------------------|
| 8 J. Blacksher Jr. | 5 J. Blacksher Jr. |

|               |                  |
|---------------|------------------|
| 27-64   42.2% | <b>FG</b>        |
| 12-32   37.5% | <b>3P%</b>       |
| 51 (31/20)    | <b>REB (D/O)</b> |
| 15            | <b>TO</b>        |

SATURDAY, NOV. 27 | AWAY



PEPPERDINE  
**56**

| PTS               | REB              |
|-------------------|------------------|
| 13 K. Fisher III  | 8 V. Ohia Obioha |
| 11 H. Malette     | 5 J. Smith       |
| 11 V. Ohia Obioha | 4 H. Malette     |

| AST               | STL      |
|-------------------|----------|
| 5 M. Mitchell Jr. | 2 2 tied |

|               |                  |
|---------------|------------------|
| 20-57   35.1% | <b>FG</b>        |
| 5-24   20.8%  | <b>3P%</b>       |
| 30 (23/7)     | <b>REB (D/O)</b> |
| 11            | <b>TO</b>        |

"This was a grind-out game. I was really proud of our guys ... We still found a way to make some big baskets at the end that we're thankful for..." - **BRYCE DREW**

GRAND CANYON  
**59**



| PTS                 | REB               |
|---------------------|-------------------|
| 15 H. Woods II      | 7 S. Miller-Moore |
| 13 J. Blacksher Jr. | 6 3 tied          |
| 8 2 tied            |                   |

| AST                | STL           |
|--------------------|---------------|
| 6 J. Blacksher Jr. | 3 H. Woods II |










|               |                  |
|---------------|------------------|
| 24-59   40.7% | <b>FG</b>        |
| 4-21   19.0%  | <b>3P%</b>       |
| 46 (32/14)    | <b>REB (D/O)</b> |
| 17            | <b>TO</b>        |

**MONDAY, NOV. 29 | AWAY****LOYOLA  
MARYMOUNT****72****GRAND CANYON****78**

| PTS           |            | REB              |             | PTS           |                  | REB |                 |
|---------------|------------|------------------|-------------|---------------|------------------|-----|-----------------|
| 25            | E. Scott   | 6                | E. Scott    | 24            | H. Woods II      | 8   | S. Miller-Moore |
| 12            | D. Douglas | 6                | K. Leaupepe | 20            | J. Blacksher Jr. | 6   | D. Zdor         |
| 10            | 2 tied     | 3                | 2 tied      | 12            | T. Cherry        | 5   | 2 tied          |
| AST           |            | STL              |             | AST           |                  | STL |                 |
| 8             | C. Shelton | 2                | 2 tied      | 5             | J. Blacksher Jr. | 6   | T. Cherry       |
| 27-50   54.0% |            | <b>FG</b>        |             | 29-60   48.3% |                  |     |                 |
| 6-14   42.9%  |            | <b>3P%</b>       |             | 6-23   26.1%  |                  |     |                 |
| 24 (19/5)     |            | <b>REB (D/O)</b> |             | 31 (18/13)    |                  |     |                 |
| 15            |            | <b>TO</b>        |             | 10            |                  |     |                 |

"It felt great to be the energy and the spark plug for the team. It's amazing and I'm glad I'm here." - **TAESHON CHERRY**



| ATTRIBUTES   |  | SEASON / CAREER STATS |     |     |      |     |     |      |      | CAREER HIGHS |                                  |                                     |                                     | QUICK NOTES                          |  |   |
|--|--|-----------------------|-----|-----|------|-----|-----|------|------|--------------|----------------------------------|-------------------------------------|-------------------------------------|--------------------------------------|--|---|
|  |  | GP                    | GS  | PPG | RPG  | APG | FG% | 3P%  | FT%  | PTS          | REB                              | AST                                 | STL                                 | MIN                                  |  |   |
|     | <b>SEAN MILLER-MOORE</b><br>G • 5th • 6-4 • 210<br>Toronto, Ontario<br>Oregon State      |                       |     |     |      |     |     |      |      | 19           | 1/15/21 vs. Bethesda             | 5                                   | 11/29/21 at Loyola Marymount        | 5                                    | 12/22/20 vs. Colorado  | » <b>REBOUNDS:</b> Set career high with eight at LMU on Nov. 29.  |
|  |  | This Year             | 7   | 7   | 7.3  | 5.1 | 0.9 | 50.0 | 50.0 | 50.0         | 8                                | 11/29/21 at Loyola Marymount        | 5                                   | 12/22/20 vs. Colorado                | » <b>DA-DA-DA:</b> Returned to SportsCenter's Top 10 for the second straight season with a Nov. 17 dunk checking in at No. 6 on the ranking.   |   |
|  |  | Career                | 60  | 10  | 3.8  | 2.6 | 0.9 | 56.4 | 9.1  | 50.8         | 5                                | (2x) last: 1/16/21 vs. Bethesda     | 3                                   | 12/22/20 vs. Colorado                | » <b>HIGH FIVE:</b> Is one of two GCU players (Holland Woods II) utilizing fifth year of eligibility due to NCAA COVID waivers.  |   |
|    | <b>DIMA ZDOOR</b><br>F/C • Sr.* • 6-10 • 230<br>Yalta, Ukraine<br>Weber State            |                       |     |     |      |     |     |      |      | 14           | (2x) last: 12/17/19 vs. Bethesda | 18                                  | 2/29/20 vs. Portland State          | 2                                    | (2x) last: 12/11/20 vs. Nevada   | » <b>SECOND CHANCE CREATOR:</b> Collected 10 offensive rebounds against Life Pacific on Nov. 24 in only 16 minutes. Was the third D-I Lope to record 10 offensive boards and only to do it in under 30 minutes. |
|  |  | This Year             | 7   | 2   | 4.4  | 4.9 | 0.3 | 60.0 | 0.0  | 11.1         | 2                                | (2x) last: 12/11/20 vs. Nevada      | 3                                   | 3/7/20 at Eastern Washington         | » <b>BIG MAN:</b> Expected to see enhanced role with the departure of Lopes everyday big men Alessandro Lever and Asbjørn Midtgaard.   |   |
|  |  | Career                | 76  | 11  | 2.9  | 3.1 | 0.1 | 55.5 | 20.0 | 58.0         | 28                               | 3/5/20 at Idaho                     | 14                                  | 3/2/21 vs. Seattle U                 | » <b>FROM DEEP:</b> Has hit three 3-pointers in two of his last five games (vs. Prairie View A&M, vs. Life Pacific).   |   |
|    | <b>CHANCE McMILLIAN</b><br>G • So.* • 6-3 • 185<br>Vallejo, Calif.<br>Golden State Prep  |                       |     |     |      |     |     |      |      | 14           | 3/12/21 vs. Seattle U            | 7                                   | 11/22/21 vs. Wyoming                | 1                                    | 1/15/21 vs. Bethesda   | » <b>FROSH:</b> Led GCU's three freshmen at 4.2 points per game last year.  |
|  |  | This Year             | 7   | 1   | 0.0  | 0.0 | 0.0 | 0.0  | 0.0  | 0.0          | 1                                | 1/15/21 vs. Bethesda                | 3                                   | 11/12/21 vs. North Florida           | » <b>TOURNEY TIME:</b> Averaged 11.5 points in GCU's two WAC tournament games. Set season high with 14 points vs. Seattle U on March 12.   |   |
|  |  | Career                | 31  | 1   | 4.5  | 2.0 | 1.1 | 45.0 | 39.7 | 75.0         | 31                               | 11/22/21 vs. Wyoming                | 11                                  | 11/24/21 vs. Life Pacific            | » <b>DOUBLE DIGITS:</b> Had his first double-figure scoring game in the fifth of his career — a Lopes win over Life Pacific on Nov. 24.  |   |
|    | <b>JALEN BLACKMON</b><br>G • Fr. • 6-3 • 180<br>Marion, Ind.<br>Marion HS                |                       |     |     |      |     |     |      |      | 11           | 11/24/21 vs. Life Pacific        | 5                                   | 11/24/21 vs. Life Pacific           | 2                                    | 11/27/21 at Pepperdine   | » <b>MARION GREAT:</b> Hold's Marion HS's all-time scoring record after surpassing his father's 1,898 points on Jan. 29, 2021. Passed Dave Colescott, Zach Randolph, Lyndon Jones and Jay Edwards.              |
|  |  | This Year             | 7   | 0   | 0.0  | 0.0 | 0.0 | 0.0  | 0.0  | 0.0          | 2                                | 11/9/21 vs. Grambling               | 2                                   | 11/24/21 vs. Life Pacific            | » <b>HANDLES:</b> Has made only four turnovers in last four games (141 min).   |   |
|  |  | Career                | 7   | 0   | 4.0  | 1.1 | 0.9 | 0.3  | 0.4  | 0.9          | 22                               | 11/24/21 vs. Life Pacific           | 12                                  | 2/13/20 vs. Nevada                   | » <b>ASSISTING:</b> In only his third season, ranks second in GCU's Division I era in career assists with 267.   |   |
|    | <b>JOVAN BLACKSHER</b><br>G • Jr.* • 5-11 • 165<br>Oakland, Calif.<br>Shadow Mountain HS |                       |     |     |      |     |     |      |      | 22           | 12/11/20 vs. Nevada              | 12                                  | 2/13/20 vs. Kansas City             | 10                                   | 11/19/19 vs. Montana State   | » <b>DAY 1 STARTER:</b> Blacksher has a games-started streak of 61, having started every game of his collegiate career.   |
|  |  | This Year             | 7   | 7   | 4.5  | 0.8 | 1.3 | 40.4 | 38.1 | 65.0         | 10                               | 11/19/19 vs. Montana State          | 5                                   | (2x) last: 11/24/21 vs. Life Pacific | » <b>100-START CLUB:</b> In his GCU debut against Grambling on Nov. 9, made the 100th start of his career.   |   |
|  |  | Career                | 61  | 61  | 11.8 | 4.5 | 4.4 | 41.5 | 31.3 | 75.7         | 41                               | 2/13/20 vs. Kansas City             | 13                                  | 12/21/17 at California               | » <b>ACTIVE SCORERS:</b> Woods ranks 29th in career scoring among active D-I players.  |   |
|    | <b>HOLLAND WOODS II</b><br>G • 5th • 6-1 • 190<br>Phoenix, Ariz.<br>Arizona State        |                       |     |     |      |     |     |      |      | 39           | 1/30/20 vs. Montana              | 8                                   | (2x) last: 1/31/19 at Weber State   | 13                                   | 12/21/17 at California   | » <b>IRELAND -&gt; USA:</b> Was 13 when he arrived in Brooklyn on June 28, 2014. Had first picked up a basketball when he was 12.   |
|  |  | This Year             | 6   | 6   | 13.8 | 2.2 | 3.2 | 43.5 | 46.7 | 78.9         | 8                                | (2x) last: 1/31/19 at Weber State   | 7                                   | 11/17/18 vs. Willamette              | » <b>ON THE PITCH:</b> Brother, Brandon, played soccer at SUNY Potsdam (D-III) and appeared in 57 career matches. Aidan grew up playing soccer before switching to primarily basketball at age 12.           |   |
|  |  | Career                | 128 | 105 | 12.8 | 2.6 | 4.6 | 42.6 | 30.9 | 80.9         | 43                               | (2x) last: 1/12/19 vs. Weber State  | 17                                  | 11/9/21 vs. Grambling                | » <b>AUSTRALIA -&gt; AMERICA:</b> Grew up in Western Australia before moving stateside for high school hoops, a difficult decision to leave family.  |   |
|    | <b>AIDAN IGIEHON</b><br>F • Jr.* • 6-10 • 245<br>Dublin, Ireland<br>Louisville           |                       |     |     |      |     |     |      |      | 6            | 11/9/21 vs. Grambling            | 7                                   | 11/17/19 vs. North Carolina Central | ---                                  | ---  | » <b>DREW CONNECTION:</b> Was recruited by Drew at Vanderbilt and committed upon his hiring at GCU.   |
|  |  | This Year             | 6   | 0   | 3.4  | 3.4 | 0.0 | 50.0 | 0.0  | 50.0         | 8                                | 11/28/20 vs. Benedictine-Mesa       | 4                                   | 11/24/21 vs. Life Pacific            | » <b>TEAM VET:</b> Is the only fourth-year member of the Lopes program.  |   |
|  |  | Career                | 24  | 0   | 1.8  | 1.8 | 0.0 | 59.3 | 0.0  | 42.3         | 3                                | 11/28/20 vs. Benedictine-Mesa       | 3                                   | 1/16/20 at Chicago State             | » <b>START:</b> Earned first career start at Utah Valley on Feb. 22, 2020, logging a career-high 10 minutes.   |   |
|   | <b>JAYDEN STONE</b><br>G • So.* • 6-4 • 195<br>Perth, Australia<br>Sunrise Christian     |                       |     |     |      |     |     |      |      | 8            | 11/28/20 vs. Benedictine-Mesa    | 4                                   | 11/24/21 vs. Life Pacific           | 1                                    | 1/16/20 at Chicago State   | » <b>ARIZONA MIGRATION:</b> Father, Tommy, followed Liam when he left Gonzaga to become Arizona's head coach in Spring 2021.  |
|  |  | This Year             | 3   | 0   | 0.0  | 0.0 | 0.0 | 0.0  | 0.0  | 0.0          | 4                                | 1/15/21 vs. Bethesda                | 3                                   | 11/28/20 vs. Benedictine-Mesa        | » <b>BETHESA DOUBLE-DOUBLE:</b> Logged a double-double with 15 points and 10 rebounds vs. Bethesda on Jan. 16, 2021. Joined Lever, Frayer and Blacksher as GCU's only true freshmen with D-I double-doubles. |   |
|  |  | Career                | 18  | 0   | 3.3  | 1.2 | 1.1 | 32.8 | 30.3 | 90.9         | 25                               | 12/22/20 vs. Colorado               | 13                                  | 12/17/20 vs. Doane                   | » <b>DOUBLE-DOUBLE:</b> On Nov. 12, recorded GCU's sixth bench D-I double-double with 11 points and 10 rebounds.   |   |
|  | <b>RAEF GERDES</b><br>F • Sr.* • 6-7 • 185<br>Lee's Summit, Mo.<br>Summit Christian      |                       |     |     |      |     |     |      |      | 6            | 2/21/19 vs. California Baptist   | 1                                   | 2/1/20 at New Mexico State          | 3                                    | 1/16/20 at Chicago State   | » <b>HUSKER RECORD HOLDER:</b> Set Nebraska's freshman rebounding record for a season (203) and a game (19 vs. Northwestern on March 1). Just the third freshman ever to lead the Huskers in rebounding.        |
|  |  | This Year             | 1   | 0   | 0.0  | 0.0 | 0.0 | 0.0  | 0.0  | 0.0          | 1                                | 2/22/20 at Utah Valley              | 10                                  | 2/22/20 at Utah Valley               | » <b>STARTING:</b> Earned first GCU start and played a GCU-high 30 minutes in win over North Florida on Nov. 12. Has started every game since.   |   |
|  |  | Career                | 27  | 1   | 0.6  | 0.1 | 0.3 | 33.3 | 30.0 | 41.7         | 15                               | 1/16/21 vs. Bethesda                | 10                                  | 1/16/21 vs. Bethesda                 | » <b>PEAKING:</b> Ended 2020-21 season playing some of his best basketball. Had a career-best eight first-half rebounds in GCU's WAC Tournament win over Seattle U.  |   |
|  | <b>LIAM LLOYD</b><br>G • So.* • 6-5 • 200<br>Spokane, Wash.<br>Gonzaga Prep              |                       |     |     |      |     |     |      |      | 15           | 1/16/21 vs. Bethesda             | 10                                  | 1/16/21 vs. Bethesda                | 6                                    | 1/15/21 vs. Bethesda   | » <b>KNOCKDOWN:</b> Hit his second career 3-pointer in the final minutes of Jan. 15's win over Bethesda in 2021.  |
|  |  | This Year             | 4   | 0   | 0.0  | 0.0 | 0.0 | 0.0  | 0.0  | 0.0          | 6                                | 1/15/21 vs. Bethesda                | 3                                   | 1/16/21 vs. Bethesda                 | » <b>TITLE TEAM:</b> Ended high school career by averaging 17.6 points and 10.4 rebounds while shooting 45% from 3-point range to help lead Scottsdale Christian to the Class 2A state championship.         |   |
|  |  | Career                | 17  | 0   | 2.1  | 1.4 | 0.9 | 48.1 | 37.5 | 57.1         | 29                               | 2/26/21 at Seattle U                | 1                                   | (2x) last: 1/15/21 vs. Bethesda      | » <b>AT LMU:</b> Set career bests for assists (4) and steals (6) at LMU on Nov. 29. The steals mark was GCU's second-most in a game in the D-I era.  |   |
|  | <b>YVAN OUEDRAOGO</b><br>F • Jr.* • 6-9 • 255<br>Bordeaux, France<br>Nebraska            |                       |     |     |      |     |     |      |      | 13           | 12/17/20 vs. Doane               | 19                                  | 3/1/20 vs. Northwestern             | 2                                    | (5x) last: 11/25/20 vs. McNeese  | » <b>DEVIL TO LOPE:</b> Appeared in 62 games at ASU before transferring across town to GCU alongside Sun Devil teammate Holland Woods II.   |
|  |  | This Year             | 7   | 6   | 1.3  | 1.8 | 0.0 | 50.0 | 0.0  | 50.0         | 3                                | 3/1/20 vs. Northwestern             | 38                                  | 3/1/20 vs. Northwestern              | » <b>SHORTENED SEASON:</b> Played the nation's fourth-lowest game total (12 games) due to the Patriot League playing a conference-only schedule in 2020-21. He hit half of his 3-point attempts (14 of 28).  |   |
|  |  | Career                | 61  | 40  | 4.7  | 5.3 | 0.4 | 42.6 | 0.0  | 45.2         | 19                               | 11/28/18 vs. Omaha                  | 8                                   | 1/16/20 at Colorado                  | » <b>BLOODLINES:</b> Father, LaPhonso, played at Notre Dame and was the fifth overall pick of the Denver Nuggets in the 1992 NBA Draft.  |   |
|  | <b>GABE MCGLOTHLAN</b><br>F • R-Jr.* • 6-7 • 230<br>Gilbert, Ariz.<br>SE Missouri State  |                       |     |     |      |     |     |      |      | 27           | 2/7/19 vs. Tennessee Tech        | 16                                  | (2x) last: 2/7/19 vs. Tenn. Tech    | 3                                    | (6x) last: 11/22/21 vs. Wyoming  |   |
|  |  | This Year             | 7   | 6   | 10.4 | 7.1 | 1.0 | 45.8 | 31.8 | 75.9         | 3                                | (3x) last: 11/22/21 vs. Wyoming     | 40                                  | 1/24/19 vs. SIU Edwardsville         |  |   |
|  |  | Career                | 62  | 17  | 7.3  | 6.0 | 0.8 | 49.1 | 34.0 | 66.7         | 3                                | (3x) last: 11/22/21 vs. Wyoming     |                                     |                                      |  |   |
|  | <b>ETHAN SPRY</b><br>F • Jr.* • 6-7 • 215<br>Phoenix, Ariz.<br>Scottsdale Christian      |                       |     |     |      |     |     |      |      | 3            | (2x) last: 1/15/21 vs. Bethesda  | 3                                   | 1/16/21 vs. Bethesda                | 1                                    | (2x) last: 1/15/21 vs. Bethesda  |   |
|  |  | This Year             | 1   | 0   | 0.0  | 0.0 | 0.0 | 0.0  | 0.0  | 0.0          | 1                                | 1/17/21 vs. Prairie View A&M        | 6                                   | 1/16/21 vs. Bethesda                 |  |   |
|  |  | Career                | 14  | 0   | 0.4  | 0.4 | 0.1 | 25.0 | 25.0 | 0.0          | 19                               | 11/28/18 vs. Omaha                  | 8                                   | 1/16/20 at Colorado                  |  |   |
|  | <b>TAESHON CHERRY</b><br>F • Sr.* • 6-8 • 225<br>El Cajon, Calif.<br>Arizona State       |                       |     |     |      |     |     |      |      | 19           | 11/28/18 vs. Omaha               | 8                                   | 1/16/20 at Colorado                 | 4                                    | 11/29/21 at Loyola Marymount   |   |
|  |  | This Year             | 5   | 0   | 6.4  | 4.0 | 2.0 | 37.0 | 29.4 | 87.5         | 4                                | 11/29/21 at Loyola Marymount        | 6                                   | 11/29/21 at Loyola Marymount         |  |   |
|  |  | Career                | 67  | 17  | 5.2  | 3.0 | 0.5 | 37.3 | 30.3 | 68.9         | 31                               | (2x) last: 12/1/18 vs. Tex Southern |                                     |                                      |  |   |
|  | <b>WALTER ELLIS</b><br>G • Sr.* • 6-5 • 190<br>Granger, Ind.<br>Bucknell                 |                       |     |     |      |     |     |      |      | 16           | 1/30/21 at Lehigh                | 8                                   | (2x) last: 3/6/21 at Lafayette      | 5                                    | 3/10/21 at Colgate   |   |
|  |  | This Year             | 5   | 0   | 2.0  | 0.8 | 0.2 | 40.0 | 40.0 | 100.0        | 4                                | 1/9/21 vs. Lafayette                | 34                                  | (2x) last: 1/10/21 at Lafayette      |  |   |
|  |  | Career                | 77  | 13  | 4.7  | 1.9 | 0.6 | 40.6 | 37.7 | 74.6         | 16                               | 1/30/21 at Lehigh                   | 8                                   | (2x) last: 3/6/21 at Lafayette       |  |   |

REDSHIRTS: #3 Kobe Knox, #33 Isaiah Shaw

purple shading denotes career high was achieved or matched this season