

U T S A F O O T B A L L

BOWL GUIDE



TUESDAY
DEC 21

VS SAN DIEGO STATE
6:30 PM | FRISCO, TX

RUNASONE





2021 UTSA ROADRUNNERS FOOTBALL GAME NOTES

UTSA ATHLETICS COMMUNICATIONS • ONE UTSA CIRCLE • SAN ANTONIO, TEXAS 78249

Kyle Stephens • kyle.stephens@utsa.edu • (210) 887-3636

Brent Ingram • brent.ingram@utsa.edu • (210) 845-8651

« WE ARE UTSA »

When referencing the University of Texas at San Antonio Athletics, PLEASE USE THE ACRONYM **UTSA** AND THE NICKNAME **ROADRUNNERS**. Please refrain from using UT-San Antonio, Texas-San Antonio, UT-SA, 'Runners or any other variation.



« SCHEDULE & RESULTS »

Overall 12-1 • Home 7-0 • Road 5-1 • C-USA 7-1

Date	Opponent	Time/Result
9.4	at Illinois (Big Ten Network)	W, 37-30
9.11	Lamar (ESPN3)	W, 54-0
9.18	Middle Tennessee* (ESPN+)	W, 27-13
9.25	at Memphis (ESPNU)	W, 31-28
10.2	UNLV (ESPN+)	W, 24-17
10.9	at WKU* (Stadium)	W, 52-46
10.16	Rice* (ESPN+)	W, 45-0
10.23	at Louisiana Tech* (Stadium)	W, 45-16
11.6	at UTEP* (ESPN2)	W, 44-23
11.13	Southern Miss* (ESPN+)	W, 27-17
11.20	UAB* (ESPN+)	W, 34-31
11.27	at North Texas* (ESPN+)	L, 23-45
12.3	WKU^ (CBSN)	W, 49-41
12.21	vs. San Diego State# (ESPN)	6:30 p.m.

all times Central • * Conference USA game

^ 2021 Ryan Conference USA Championship Game • # Tropical Smoothie Café Frisco Bowl

« CONFERENCE USA STANDINGS »

(ENTERING BOWL SEASON)

West Division	C-USA	Overall
UTSA	7-1	12-1
UAB	6-2	8-4
North Texas	5-3	6-6
UTEP	4-4	7-5
Rice	3-5	4-8
Louisiana Tech	2-6	3-9
Southern Miss	2-6	3-9

East Division	C-USA	Overall
WKU	7-1	8-5
Marshall	5-3	7-5
Old Dominion	5-3	6-6
Middle Tennessee	4-4	6-6
Florida Atlantic	3-5	5-7
Charlotte	3-5	5-7
FIU	0-8	1-11

« C-USA SCHEDULE »

On page 4



GAME #14 TROPICAL SMOOTHIE CAFÉ FRISCO BOWL



#24/25 UTSA ROADRUNNERS (12-1)

VS.

#24 SAN DIEGO STATE AZTECS (11-2)

Tuesday, Dec. 21 | 6:30 p.m.

Toyota Stadium | Frisco, Texas

Television _____ ESPN

Clay Matvick (play-by-play), Rocky Boiman (analyst), Tiffany Blackmon (reporter)

Radio _____ Ticket 760 AM

Pregame show starts at 4:30 p.m.

Andy Everett (play-by-play), Jay Riley (analyst), Pat Evans (reporter)

Bowl Season Radio _____ SiriusXM 84

Toby Rowland (play-by-play), Gabe Ikard (analyst), Chris Mycoskie (reporter)

Live Stats _____ goUTSA.com

Series History _____ First Meeting

« OPENING DRIVE »

+ UTSA will make its second straight and third overall bowl appearance when it meets San Diego State in the Tropical Smoothie Café Frisco Bowl on Dec. 21.

+ The Roadrunners are 0-2 in bowl games, dropping a 31-24 decision to Louisiana in the 2020 First Responder Bowl and a 23-20 contest to New Mexico in the 2016 New Mexico Bowl.

+ UTSA is 4-3 all-time in non-Saturday contests and this will mark the first time the Roadrunners have played on a Tuesday.

+ The Roadrunners are ranked No. 24 in the AP Top 25 and 25th in the USA TODAY Sports AFCA Coaches Poll.

+ Conference USA Coach of the Year Jeff Traylor is 19-6 at the helm of the Roadrunners, the best 25-game start for a UTSA coach.

+ UTSA has won 15 of its last 17 contests dating back to last season.

+ This will mark the first meeting between UTSA and San Diego State and the Roadrunners' first matchup against a ranked team since facing No. 16 Louisiana on Dec. 26, 2020, in the First Responder Bowl.



« **UTSA FOOTBALL QUICK FACTS** »

General Information

Name _____ The University of Texas at San Antonio
 Nickname _____ Roadrunners
 Colors _____ Orange (PMS 1665), Navy Blue (289) and White
 Founded _____ 1969
 Enrollment _____ 34,734
 President _____ Dr. Taylor Eighmy (Tufts '80)
 Athletics Director _____ Dr. Lisa Campos (Colorado State)
 Athletics Department Phone _____ (210) 458-8149
 Ticket Office Phone _____ (210) 458-8872
 Affiliation _____ NCAA Division I Football Bowl Subdivision
 Conference _____ Conference USA (West Division)
 Stadium (Capacity) _____ Alamodome (36,582)
 Playing Surface _____ FusionH XP2 Synthetic Turf
 Press Box Phone _____ (210) 704-6200

Coaching Staff

Head Coach _____ Jeff Traylor (Stephen F. Austin '90)
 Career Record (Years) _____ 19-6 (2)
 Assistant Coaches _____ Barry Lunney Jr. (Associate Head Coach/Offensive Coordinator/Quarterbacks), Jess Loepp (co-Defensive Coordinator/Safeties), Rod Wright (co-Defensive Coordinator/Defensive Line), Tommy Perry (Special Teams Coordinator), Nick Graham (Cornerbacks), Julian Griffin (Running Backs), Matt Mattox (Run Game Coordinator/Offensive Line), Will Stein (Passing Game Coordinator/Wide Receivers), Brad Sherrod (Linbackers), Kurt Traylor (Tight Ends)
 Analysts (Offense) _____ Justin Burke, Sean Davis, Pavit Patel
 Analysts (Defense) _____ Zach Brown, Drew Rhodes, Zak Sauve
 Analyst (Special Teams) _____ Chris Roberts
 Graduate Assistants _____
 _____ Cutter Leftwich (Offense), Hunter Rittmann (Offense)
 Head Strength & Conditioning Coach _____ Ryan Filo
 Director of Operations _____ Kevin Brown
 Director of Player Personnel _____ Joe Price
 Chief of Staff _____ Matt Turner
 Player Development Coordinator _____ Damon Williams
 Head of Equipment Operations _____ Tyler Renard
 Video Coordinator _____ Alex Nicasio
 Video Production Assistant _____ Joshua Guerra
 Head Football Trainer _____ Nik Turner
 Senior Administrative Assistant _____ James Gellido
 Football Office Phone _____ (210) 458-5011

Team Information

2020 Record _____ 7-5 (.583)
 2020 C-USA Record/Finish _____ 5-2 (.714)/2nd, West
 Letterwinners Returning/Lost _____ 70/10
 Starters Returning (O/D/ST) _____ 24 (10/11/3)
 Starters Lost (O/D/ST) _____ 1 (1/0/0)
 Offensive Formation _____ Multiple
 Defensive Formation _____ 3-4

Program History

First Year _____ 2011
 All-Time Record _____ 64-67 (.489)
 All-Time Home Record _____ 38-28 (.576)
 All-Time Away Record _____ 26-38 (.406)
 All-Time Neutral Record _____ 0-1 (.000)
 All-Time Conference Record _____ 40-37 (.519)
 _____ WAC: 3-3 (.500), 2012
 _____ C-USA: 37-34 (.521), 2013-present

Athletics Communications

Associate AD (primary contact) _____ Kyle Stephens
 Email _____ kyle.stephens@utsa.edu
 Phone _____ (210) 887-3636
 Associate Director (secondary contact) _____ Brent Ingram
 Email _____ brent.ingram@utsa.edu
 Phone _____ (210) 845-8651
 Address _____ One UTSA Circle, San Antonio, TX 78249
 Website _____ goUTSA.com

SETTING THE SCENE

The Conference USA champion and No. 24/25 UTSA Roadrunners (12-1) will make their second straight and third overall bowl appearance when they face No. 24 San Diego State (11-2) in the Tropical Smoothie Café Frisco Bowl on Tuesday, Dec. 21. Kickoff is set for 6:30 p.m. at Toyota Stadium and the game will be televised nationally on ESPN. UTSA has won 15 of its last 17 games dating back to last season but is seeking its first bowl victory.

TUNING IN

Saturday's game will be televised nationally on ESPN and can be viewed via WatchESPN and ESPN Deportes or the ESPN app. Clay Matvick (play-by-play), Rocky Boiman (analyst) and Tiffany Blackmon (reporter) have the call. The contest will air live on Ticket 760 AM in the San Antonio area, on XM channel 381 and SiriusXM app channel 971. Andy Everett (play-by-play), Jay Riley (analyst) and Pat Evans (reporter) will call the action. The pregame show will begin at 4:30 p.m. and there will be a 45-minute postgame show. The radio broadcast will not be available via streaming. Bowl Season Radio will provide live national radio coverage of the game on terrestrial radio stations throughout the country, as well as SiriusXM channel 84. In addition, the game will stream live on Tune-In, Audacy and The Varsity Network apps. Toby Rowland (play-by-play), Gabe Ikard (analyst) and Chris Mycoskie (reporter) will handle the call.

GOING BOWLING

The Roadrunners will make their second straight and third overall bowl appearance when they face San Diego State on Dec. 21 in the Tropical Smoothie Café Frisco Bowl. UTSA equaled an NCAA modern startup program record by playing in a bowl game in just its sixth season, dropping a 23-20 decision to New Mexico in the 2016 New Mexico Bowl in Albuquerque. A year ago, Roadrunners rallied from a 24-7 third-quarter deficit to No. 16 Louisiana to tie the game at 24-all before a late touchdown sent the Ragin' Cajuns to a 31-24 victory in the First Responder Bowl in Dallas. UTSA originally was selected to play SMU in the Frisco Bowl last year but COVID-19 protocols within the Mustangs' program forced the game to be canceled and the Roadrunners slid into the First Responder Bowl. This will mark the second time UTSA will face a team from the Mountain West Conference in a bowl game.

UTSA's Bowl History

Date	Bowl	Opponent	Result
12/17/16	New Mexico Bowl	New Mexico	L, 20-23
12/26/20	First Responder Bowl	Louisiana	L, 24-31

WEEKNIGHT FOOTBALL

While college football typically is played on Saturdays, UTSA is no stranger to having a game on a weeknight to accommodate a television broadcast. In 2014, the Roadrunners opened the year with a 27-7 victory over Houston on a Friday night broadcast on ESPNU. UTSA also played a pair of Thursday night contests that fall, including a 26-23 setback to Arizona and a 12-10 win against Southern Miss. UTSA played its 2015 season lid-lifter on a Thursday at Arizona, and then hosted Arizona State a year later in a Friday night showdown on ESPN2. The Roadrunners beat Middle Tennessee 37-35 on a Friday last season and made their most recent non-Saturday appearance earlier this month when they beat WKU 49-41 to capture the Conference USA Championship on Dec. 3 at the Alamodome. In 2012, UTSA was scheduled to open the year on a Thursday versus South Alabama, but that game was postponed to Saturday, Sept. 1, due to Hurricane Isaac. UTSA is 4-3 all-time in games played on a weeknight.

UTSA's Non-Saturday Games

Date	Day	Opponent	Result
8/29/14	Friday	at Houston	W, 27-7
9/4/14	Thursday	Arizona	L, 23-26
11/13/14	Thursday	Southern Miss	W, 12-10
9/3/15	Thursday	at Arizona	L, 32-42
9/16/16	Friday	Arizona State	L, 28-32
9/25/20	Friday	Middle Tennessee	W, 37-35
12/3/21	Friday	WKU	W, 49-41

RECORD-SETTING SEASON

Under the direction of second-year head coach Jeff Traylor, UTSA has set several program benchmarks in 2021. UTSA won its first 11 games — a school record for single-season victories and the longest winning streak in program annals — and now has pushed the school standard to 12 wins entering the bowl game. The Roadrunners also came out on top in each of their first seven Conference USA contests, a program record for most league victories in a season and a stretch that pushed their conference winning streak to 10 dating back to the 2020 campaign before the loss to North Texas on Nov. 27. UTSA also enjoyed a six-week stretch of being ranked in both the AP Top 25 and USA TODAY Sports AFCA Coaches Poll, appearing as high as No. 15, and it has been ranked in both polls once again as of Dec. 5. The Roadrunners, who have won 15 of their last 17 contests dating back

to last season, made more history by capturing their first C-USA Championship with the 49-41 victory over WKU on Dec. 3 at the Alamodome. The previous best overall start to a season before the first loss came when the 2012 team started 5-0, while the best start to a conference schedule was 2-0 in 2018.

NATIONALLY RANKED ROADRUNNERS

After a one-week hiatus, UTSA again is ranked nationally in both major polls, appearing at No. 24 in the AP Top 25 and 25th in the USA TODAY Sports AFCA Coaches Poll as of Dec. 5. Earlier this season, the Roadrunners were ranked in both polls for six consecutive weeks, appearing as high as No. 15 in the AP Top 25. UTSA first cracked the AP Top 25 at No. 24 on Oct. 17 before moving up one position after the 45-16 win at Louisiana Tech and then to 16th on Oct. 31 before being ranked 15th for three straight weeks until the loss to North Texas. This marks the 11th consecutive week and 12th time overall UTSA has received votes in the poll. On Sept. 20, 2020, UTSA collected two votes in the AP Top 25, a first for the program. The Roadrunners made their first appearance in the coaches poll at No. 25 on Oct. 17 and were ranked as high as 16th on Nov. 7. This marks the 13th straight week the Roadrunners have collected votes in that poll. UTSA also made appearances in the College Football Playoff rankings for three weeks in a row, debuting at No. 23 on Nov. 9 and moving up to 22nd for two straight weeks before falling out of the top 25.

ROADRUNNERS FROM THE METROPLEX

UTSA boasts a roster with 90 players from the state of Texas, including 18 who will be returning home to the Dallas/Fort Worth Metroplex for the Tropical Smoothie Café Frisco Bowl.

Player (High School)

- Trumane Bell II (Lake Highlands HS)
- Myles Benning (The Colony HS)
- Sean Berry (Dallas Wilson HS)
- Tre'Von Bradley (Cleburne HS)
- Caleb Cantrell (Birdville HS)
- De'Corian Clark (Fort Worth Wyatt HS)
- Christian Clayton (Fort Worth South Hills HS)
- Kaedric Cobbs (Denton Guyer HS)
- River Gordon (Mansfield HS)
- Terrell Haynes (Arlington Seguin HS)
- Kennedy Lewis (Melissa HS)
- Jaylon Lott (Hebron HS)
- Corey Mayfield Jr. (North Forney HS)
- Dru Prox (Kaufman HS)
- Ken Robinson (South Grand Prairie HS)
- Brandon Rolfe (Commerce HS)
- Monte Williams (Mesquite Horn HS)
- Tariq Woolen (Fort Worth Arlington Heights HS)

UTSA PAIR LONE HOLDOVERS FROM 2016 BOWL TEAM

UTSA super seniors Hunter Duplessis and DeQuarius Henry are the lone holdovers from the 2016 team that made the first bowl appearance in program history. Both players took a redshirt that season and did not see action in the 23-20 setback to New Mexico in the 2016 New Mexico Bowl.

ROADRUNNERS CLAIM C-USA CROWN

Sincere McCormick rushed for 204 yards and three touchdowns and Jahmal Sam intercepted a pass as time expired to help lead UTSA to a 49-41 victory over WKU in the 2021 Ryan Conference USA Championship Game on Dec. 3 in front of 41,118 fans at the Alamodome. The Roadrunners captured their first conference title and improved to 12-1 on the season with their school-record 10th straight home win in beating the Hilltoppers for the second time this season. McCormick's second career 200-yard game came on 36 carries, and a 218-yard, two-touchdown night from quarterback Frank Harris helped propel an offense that piled up 556 yards. Meanwhile Sam had one of two interceptions and three takeaways, as Donyai Taylor recovered a muffed punt and Antonio Parks picked off a pass on back-to-back possessions early in the second half to help UTSA build a 29-point advantage. UTSA's defense held the Hilltoppers to a C-USA Championship-Game record minus-9 rushing yards, the seventh opponent limited to fewer than 100 yards on the ground.

SCOUTING SAN DIEGO STATE



The Aztecs fell to 11-2 on the season after a 46-13 loss to Utah State in the Mountain West Conference Championship Game on Dec. 4. San Diego State, which is 24th in the latest College Football Playoff rankings, owns a pair of wins over Pac-12 Conference teams including a 33-31 triple-overtime victory over league champion Utah. The Aztecs are averaging 26.5 points and 330.9 yards per game while allowing 19.5 points and 319.5 yards per contest. Lucas Johnson has seen the most action at quarterback and has completed 114 of 187 passes for 1,091 yards

« RADIO BROADCAST INFO »

All UTSA football games will be carried live in the San Antonio area on Ticket 760 AM, online at Ticket760.com and via the free iHeartRadio app and The Varsity Network.

Andy Everett, the play-by-play voice of the Roadrunners, will be joined for football broadcasts by analyst Jay Riley along with sideline reporter Pat Evans. There will be two-hour pregame and 45-minute postgame shows for each broadcast.

Everett also will host "The Jeff Traylor Radio Show", from 7-8 p.m. each Wednesday (subject to change) live from the Sand Box (7280 UTSA Blvd). The show will air live on Ticket 760 AM, online at Ticket760.com and via the free iHeartRadio app and The Varsity Network.

UTSA BY THE NUMBERS

Record	12-1
Conference USA	7-1
vs. West	5-1
vs. East	2-0
Non-Conference	5-0
Home	7-0
Road	5-1
Day	3-1
Night	9-0
UTSA scores on first possession	6-0
Opponent scores on first possession	3-1
UTSA scores first	8-0
Opponent scores first	4-1
UTSA leads after 1st quarter	7-0
Opponent leads after 1st quarter	3-1
Teams are tied after 1st quarter	2-0
UTSA leads at halftime	9-0
Opponent leads at halftime	2-1
Teams are tied at halftime	1-0
UTSA leads after 3rd quarter	10-0
Opponent leads after 3rd quarter	1-1
Teams are tied after 3rd quarter	1-0
Game goes to overtime	0-0
Scores less than 20 pts	0-0
Scores 20+ points	12-1
Scores 30+ points	9-0
Allows less than 20 pts	6-0
Allows 20+ points	5-1
Allows 30+ points	4-1
UTSA has more total yards	8-0
Opponent has more total yards	4-1
UTSA has more rushing yards	10-0
Opponent has more rushing yards	2-1
UTSA has more passing yards	7-1
Opponent has more passing yards	5-0
Rushes for fewer than 100 yards	1-0
Rushes for more than 100 yards	11-1
Rushes for 200+ yards	6-1
Passes for 200+ yards	9-0
Passes for 300+ yards	3-0
UTSA has 100-yard rusher	8-0
Opponent has 100-yard rusher	2-1
UTSA has 100-yard receiver	8-0
Opponent has 100-yard receiver	8-0

STATS LEADERS

PASSING

PLAYER	COMP - ATT - INT - YDS - TD
Frank Harris	241 - 362 - 5 - 2,906 - 25
Josh Adkins	18 - 32 - 0 - 192 - 2
Eddie Lee Marburger	4 - 8 - 0 - 143 - 1

RUSHING

PLAYER	ATT - YDS - TD
Sincere McCormick	298 - 1,479 - 15
Frank Harris	105 - 565 - 6
Brenden Brady	49 - 232 - 3
B.J. Daniels	34 - 161 - 1
Josh Adkins	9 - (-22) - 0
Jaylon Lott	7 - 19 - 0
Kevorian Barnes	6 - 16 - 0
Kaedric Cobbs	3 - 18 - 0
Joshua Cephus	2 - 11 - 0
Justin Rodriguez	2 - 4 - 0

RECEIVING

PLAYER	REC - YDS - TD
Zakhari Franklin	73 - 938 - 11
Joshua Cephus	69 - 793 - 6
De'Corian Clark	46 - 683 - 6
Sincere McCormick	22 - 184 - 0
Oscar Cardenas	14 - 200 - 2
Tykee Ogle-Kellogg	10 - 117 - 1
Leroy Watson	7 - 65 - 1
Tre'Von Bradley	6 - 96 - 0
Cade Stoeber	3 - 89 - 0
Gavin Sharp	3 - 39 - 0
Frank Harris	3 - 36 - 1
Brenden Brady	3 - 29 - 0
Dan Dishman	2 - 20 - 0

TACKLES

PLAYER	TOT - TFL - SACK
Rashad Wisdom	87 - 4.0 - 0.0
Trevor Harmanson	57 - 2.5 - 1.0
Jamal Ligon	55 - 0.5 - 0.5
Dadrian Taylor	44 - 5.5 - 2.5
Antonio Parks	43 - 1.0 - 0.0
Jahmal Sam	36 - 3.0 - 1.0
Clarence Hicks	35 - 16.0 - 10.0
Corey Mayfield Jr.	34 - 3.0 - 1.0
Ken Robinson	34 - 2.5 - 0.0
Denzel Feaster	33 - 1.5 - 0.0
Charles Wiley	33 - 9.0 - 3.5
Jaylon Haynes	29 - 3.5 - 1.0
Kelechi Nwachuku	27 - 0.0 - 0.0
Asyrus Simon	26 - 3.0 - 0.5
Tariq Woolen	25 - 2.5 - 0.0

and nine touchdowns. Greg Bell paces the ground game with 990 yards and eight TDs, while Jesse Matthews is the top receiver with 46 catches for 467 yards and seven scores. Patrick Morris leads the defense with 83 tackles and Cameron Thomas has 68 stops, including 16 tackles for loss and 11.5 sacks. Ray Guy Award winner Matt Araza leads the nation with 51.4 yards per punt and also has made 17 field goals and all 40 extra-point attempts this season. Head coach Brady Hoke is 28-18 in his second stint and fourth overall season at the helm of the Aztecs.

SERIES HISTORY

Saturday will mark the first meeting between UTSA and San Diego State, a member of the Mountain West Conference. The Roadrunners have faced five current members of the Mountain West in their history including defeating UNLV 24-17 on Oct. 2 in San Antonio. UTSA is 0-2 versus Colorado State, 1-2 against New Mexico, 0-1 versus San Jose State and 0-1 against Utah State.

WHO'S COUNTING?

Now in their 11th season of play, the Roadrunners will play the 132nd game in program history on Tuesday when they face San Diego State in the Tropical Smoothie Café Frisco Bowl. UTSA is 64-67 all time and 0-1 in neutral-site games. By comparison, the Aztecs have been playing football since 1921 and are 580-433-32 all-time.

ROADRUNNERS VERSUS RANKED OPPONENTS

UTSA has faced seven nationally ranked FBS opponents in its 11-year history prior to the Tropical Smoothie Café Frisco Bowl clash with No. 24 San Diego State. The last time the Roadrunners played a top-25 team was against No. 16 Louisiana in the 2020 First Responder Bowl on Dec. 26 in Dallas. The highest-ranked foe UTSA has played was No. 13 Oklahoma State in 2013.

UTSA vs. Ranked Opponents

Date	Opponent	Result
10/1/11	at #16* Sam Houston State	L, 7-22
11/3/12	at #22 Louisiana Tech	L, 27-51
9/7/13	#13 Oklahoma State	L, 35-56
9/3/15	at #22 Arizona	L, 32-42
9/19/15	at #25 Oklahoma State	L, 14-69
11/19/16	at #22 Texas A&M	L, 10-23
10/10/20	at #15 BYU	L, 20-27
12/26/20	vs. #16 Louisiana	L, 24-31

*FCS poll

CELEBRATING 10TH ANNIVERSARY

This fall, UTSA is celebrating the 10th anniversary of its inaugural 2011 season. The Roadrunners started their football program from scratch and, following a practice year in 2010, played their first season as an FCS Independent in 2011 before joining the Western Athletic Conference for the 2012 campaign. UTSA moved into its current league home — Conference USA — in 2013 and became a full-fledged FBS member starting with the 2014 season. The Roadrunners set NCAA modern startup program records in 2011 by drawing 56,743 fans to their inaugural game against Northeastern State and by averaging 35,521 fans for their six home contests that season. UTSA made its first postseason appearance at the 2016 New Mexico Bowl in its sixth season of play and registered its first win against a team from a Power 5 conference the following season with a 17-10 victory over Baylor. UTSA now has posted at least six wins in six of the 11 seasons in program history and it has reached the seven-win plateau four times, including in both years of the Jeff Traylor era. This year's squad has surpassed the 2012 team that went 8-4 by winning a program-record 12 games, while the Roadrunners finished with seven victories in 2013 and 2020.

TRAYLOR OFF TO RESOUNDING START AT UTSA

Second-year UTSA head coach Jeff Traylor made history in several ways in his first season at the helm in 2020 and has continued that success this fall. The 2021 Conference USA Coach of the Year and AFCA Region 4 Coach of the Year has guided the Roadrunners to a 12-1 record, the Conference USA title and a second straight bowl appearance during his second campaign. UTSA opened the season with the program's second triumph over a team from a Power Five conference in the 37-30 road win

TRACKING UTSA'S OPPONENTS

Opponent	Result	Opp. Record	Opp. Last Game	Opp. Next Game
at Illinois	W, 37-30	5-7	W, 47-14 vs. Northwestern	—
vs. Lamar	W, 54-0	2-9	L, 6-42 vs. Stephen F. Austin	—
vs. Middle Tennessee	W, 27-13	6-6	W, 27-17 at Florida Atlantic	vs. Toledo (Dec. 17)
at Memphis	W, 31-28	6-6	W, 33-28 vs. Tulane	vs. Hawai'i (Dec. 24)
vs. UNLV	W, 24-17	2-10	L, 14-48 at Air Force	—
at WKU	W, 52-46	8-5	L, 41-49 at UTSA	vs. Appalachian State (Dec. 18)
vs. Rice	W, 45-0	4-8	W, 35-31 vs. Louisiana Tech	—
at Louisiana Tech	W, 45-16	3-9	L, 31-35 at Rice	—
at UTEP	W, 44-23	7-5	L, 25-42 at UAB	vs. Fresno State (Dec. 18)
vs. Southern Miss	W, 27-17	3-9	W, 37-17 vs. FIU	—
vs. UAB	W, 34-31	8-4	W, 42-25 vs. UTEP	vs. BYU (Dec. 18)
North Texas	L, 23-45	6-6	W, 45-23 vs. UTSA	vs. Miami (Ohio) (Dec. 23)
vs. WKU	W, 49-41	8-5	L, 41-49 at UTSA	vs. Appalachian State (Dec. 18)
vs. #24 San Diego State	—	11-2	L, 13-46 vs. Utah State	vs. UTSA (Dec. 21)

over Illinois and then posted a 54-0 rout of Lamar, the program's first shutout and largest margin of victory. A finalist for the AFCA National Coach of the Year and the Eddie Robinson Award, he became the first coach in program history to post back-to-back 3-0 starts after the 27-13 victory over Middle Tennessee on Sept. 18. One week later, Traylor guided the Roadrunners to the largest comeback win in school history, as UTSA overcame a 21-point deficit for a 31-28 road triumph over Memphis. UTSA matched the best start in program history by running their record to 5-0 following the 24-17 win against UNLV and then improved to 6-0 for the first time in school annals following the 52-46 road win over WKU. The Roadrunners logged their second shutout of the season with the 45-0 rout of Rice before winning for the first time in Ruston with a 45-16 triumph over Louisiana Tech. UTSA broke the school record for wins in a season following the 44-23 road win over UTEP before back-to-back home victories over Southern Miss and UAB made it 11 straight wins to start the season. He guided the Roadrunners to their first conference crown with the 49-41 victory against WKU in the C-USA Championship Game on Dec. 5, pushing the school-standard win-total to 12. Last fall, Traylor became the first head coach in program annals to win his first three games and to notch seven victories in his debut season. He boasts more than 30 years of coaching experience, including a highly successful 15-year career as head coach at Gilmer High School, where he led his hometown Buckeyes to three state championships and two state runner-up finishes and posted a 175-26 (.871) record. Named the third head coach in UTSA history on Dec. 9, 2019, Traylor previously was the associate head coach and running backs coach at Arkansas (2018-19) and SMU (2017) after two seasons at Texas serving as associate head coach for the offense and receivers coach in 2016 and special teams coordinator and tight ends coach in 2015. On Oct. 31, Traylor agreed to a contract extension that will keep him in San Antonio through 2031.

MCCORMICK PICKS UP POSTSEASON PLAUDITS

Sincere McCormick has continued to add to his impressive collection of honors earned as a Roadrunner. The third-year running back has been named an All-American by both the Football Writers Association of America (second team) and the Associated Press (third team), giving him four career total All-America certificates. The former Converse Judson High School star repeated as the Conference USA Offensive Player of the Year and first-team all-conference, while he also was named Best Running Back and All-Texas College First Team by Dave Campbell's Texas Football. A semifinalist for the Doak Walker Award for the second straight season, he has been chosen as a finalist for the Earl Campbell Tyler Rose Award for the second time in as many years.

PROGRAM-RECORD 23 ROADRUNNERS HONORED BY C-USA

A program-record 23 Roadrunners have been honored by Conference USA with the league's all-conference and all-freshman teams as selected by the 14 head coaches. Additionally, Sincere McCormick repeated as C-USA Offensive Player of the Year and Jeff Traylor was voted Coach of the Year. UTSA placed a school-record 22 players on the all-conference teams with a league-high and program-record six on the first team, five on the second squad and 11 on the honorable mention list. The 11 Roadrunners on the first and second teams combined were the most among league schools. Additionally, a pair of Roadrunners landed on the C-USA All-Freshman Team, giving UTSA a school-record 24 total honors this season (Brandon Brown received honorable mention and all-freshman accolades).

BURFORD, WOOLEN INVITED TO POSTSEASON ALL-STAR GAMES

UTSA offensive lineman Spencer Burford and cornerback Tariq Woolen each received invitations to play in three postseason all-star games. The two players have accepted invitations to the Reese's Senior Bowl, and both also were invited to the East-West Shrine Bowl and NFLPA Collegiate Bowl.

HIGH-SCORING ROADRUNNERS

UTSA has emerged as one of the highest-scoring teams in the nation this season, ranking second in Conference USA and 12th in the FBS at 37.8 points per game. The Roadrunners have topped the 30-point barrier in nine games and have surpassed 50 points twice this fall, including in the 52-46 shootout win at WKU on Oct. 9. UTSA ended up scoring 40-plus points in a four-game stretch — a program record — and surpassed it again in the 49-41 C-USA Championship Game victory over WKU. With 492 points scored through 13 games, the Roadrunners have shattered the program's single-season record of 379 points scored in 13 contests in 2016, and they also are on pace to take down the points-per-game standard of 31.2 established in 12 games in 2012.

LIMITING PENALTIES

UTSA ranks as one of the least-penalized teams in the nation this season. The Roadrunners have committed 62 penalties for 628 yards for an average of 4.77 penalties and 48.31 penalty yards per game, league-leading figures that rank 16th and 48th, respectively, among FBS teams. The program record for fewest penalties committed in a season is 63 set in 10 games in 2011.

SCORING IN UNCONVENTIONAL WAYS

While UTSA might be averaging 37.8 points per game, not all of the scoring has come from the offense. The Roadrunners have found ways to reach the end zone in the other two phases of the game, as well. UTSA ranks fourth in the FBS behind Middle Tennessee, Nevada and Ohio State with five defensive touchdowns — three interception returns and a pair of fumble returns — to go along with one special teams TD this year. The Roadrunners are one of 11 FBS teams to have scored in all three phases in a single game this season, doing so in the 54-0 shutout of Lamar on Sept. 11. Additionally, UTSA has

100-YARD RUSHERS

Player	2021	Career
Sincere McCormick	8	18
Frank Harris	0	3
Brenden Brady	0	1
Lowell Narcisse	0	1

100-YARD RECEIVERS

Player	2021	Career
Zakhari Franklin	4	9
De'Corian Clark	3	3
Joshua Cephus	1	1
Sheldon Jones	0	1

INTERCEPTIONS

Player	2021	Career
Rashad Wisdom	0	5
Corey Mayfield Jr.	2	4
Antonio Parks	2	3
Trevor Harmanson	1	2
Clarence Hicks	1	2
Jahmal Sam	2	2
Dadrian Taylor	1	2
Tariq Woolen	1	2
Jamal Ligon	1	1
Jarrett Preston	1	1
Donyai Taylor	0	1

SACKS LEADERS

Player	2021	Career
Clarence Hicks	10.0	12.0
DeQuarius Henry	1.5	11.5
Lorenzo Dantzler	2.0	11.0
Trumane Bell II	5.0	9.5
Jaylon Haynes	1.0	8.0
Charles Wiley	3.5	5.5
Jamal Ligon	0.5	4.5
Brandon Matterson	0.5	2.5
Dadrian Taylor	2.5	2.5
Christian Clayton	0.0	2.0
Trevor Harmanson	1.0	2.0
Corey Mayfield Jr.	1.0	2.0
Rashad Wisdom	0.0	2.0
Dru Prox	1.5	1.5
Tariq Woolen	0.0	1.5

DOUBLE-FIGURE TACKLERS

Player	2021	Career
Rashad Wisdom	3	8
Jamal Ligon	0	1
Kelechi Nwachuku	0	1
Ken Robinson	0	1
Trevor Harmanson	0	1

CAREER GAMES PLAYED

Most Games Played at UTSA (min. 40):

B.J. Daniels (58); Dominic Pastucci (55); DeQuarius Henry (52); Jaylon Haynes (50); Lorenzo Dantzler (48); Hunter Duplessis (47); Sheldon Jones (47); Tyler Mahnke (47); Corey Mayfield Jr. (46); Dadrian Taylor (45); Spencer Burford (44); Gavin Sharp (41); Tariq Woolen (41); Kevin Davis (40)

Most Games Played (min. 40):

Antonio Parks (60); B.J. Daniels (58); Charles Wiley (58); Dominic Pastucci (55); DeQuarius Henry (52); Jaylon Haynes (50); Lorenzo Dantzler (48); Hunter Duplessis (47); Sheldon Jones (47); Tyler Mahnke (47); Corey Mayfield Jr. (46); Dadrian Taylor (45); Spencer Burford (44); Denzel Feaster (43); TreVon Bradley (42); Gavin Sharp (41); Tariq Woolen (41); Kevin Davis (40)

RECORDS BY UNIFORM COMBO

Blue Helmets (42-44)	Record
Blue Jerseys/Blue Pants	10-6
Blue Jerseys/Orange Pants	3-0
Blue Jerseys/White Pants	9-7
Orange Jerseys/Blue Pants	2-3
Orange Jerseys/Orange Pants	2-3
Orange Jerseys/White Pants	1-0
White Jerseys/Blue Pants	4-9
White Jerseys/Orange Pants	3-4
White Jerseys/White Pants	6-12
Gray Jerseys/Blue Pants	1-0
Gray Jerseys/Gray Pants	1-0

White Helmets (21-23)	Record
Blue Jerseys/Blue Pants	2-1
Blue Jerseys/Orange Pants	2-0
Blue Jerseys/White Pants	5-5
Orange Jerseys/Orange Pants	1-1
Orange Jerseys/White Pants	1-3
White Jerseys/Blue Pants	2-2
White Jerseys/Orange Pants	1-4
White Jerseys/White Pants	7-6
Lead Jerseys/White Pants	0-1

Black Helmets (1-0)	Record
Black Jerseys/Black Pants	1-0

SINCERE MCCORMICK'S UTSA RECORDS

Game

251 rushing yards (vs. North Texas, 11/28/20)
3 rushing TDs (4x, last vs. WKU, 12/3/21)
41 rushes (vs. Memphis, 9/25/21)

Season

1,479 rushing yards (2021)
15 rushing touchdowns (2021)
298 rushes (2021)
133.4 rushing yards/game (2020)
8 100-yard rushing games (2021)
1,663 all-purpose yards (2021)
145.3 all-purpose yards/game (2020)

Career

3,929 rushing yards
34 rushing touchdowns
35 total touchdowns
210 points (non-kicker)
724 rushes
5.4 yards/rush
109.1 rushing yards/game
18 100-yard rushing games
4,438 all-purpose yards
123.3 all-purpose yards/game

broken the school record with three interception return touchdowns this season, all of which occurred in back-to-back games in October.

UTSA's Non-Offensive Touchdowns

Touchdown	Play	Opponent
Sheldon Jones	76-yard punt return	Lamar (9/11)
Charles Wiley	44-yard fumble return	Lamar (9/11)
Lorenzo Dantzler	3-yard fumble return	Middle Tennessee (9/18)
Trevor Harmanson	40-yard interception return	Rice (10/16)
Corey Mayfield Jr.	49-yard interception return	Rice (10/16)
Dadrian Taylor	51-yard interception return	Louisiana Tech (10/23)

OFFENSE DOING DAMAGE VIA AIR AND GROUND

Under the direction of second-year offensive coordinator Barry Lunney Jr., the Roadrunners have featured an offensive attack that can do damage on the ground and through the air. UTSA opened the 2021 season by piling up 497 yards of offense with 280 passing and 217 rushing in the 37-30 road win over Illinois. In the 54-0 rout of Lamar, a trio of quarterbacks combined to attempt 32 passes, completing 26 for 321 yards, while the Roadrunners rushed 29 times for 106 yards. In the 27-13 victory over Middle Tennessee, UTSA piled up 277 passing yards on 26-of-45 passing while running 44 times for 175 yards before posting 205 rushing and 194 passing in the 31-28 comeback win at Memphis. The Roadrunners threw for 278 yards and ran for 104 in the 24-17 victory over UNLV and then logged their top offensive yardage total of the season with 564, including a season-high 372 passing yards, in the 52-46 win at WKU. UTSA rushed for 261 as part of a 403-yard output in the 45-0 shutout of Rice on Oct. 16. The Roadrunners unleashed a balanced attack in road wins over Louisiana Tech and UTEP, running for 213 yards and throwing for 193 against the Bulldogs and then tallying 276 rushing yards and 286 passing yards for a total of 562 versus the Miners. In the last outing, UTSA racked up 556 yards with a season-best 304 on the ground in the 49-41 win over WKU in the C-USA Championship Game. On the season, UTSA is averaging 254.3 passing yards and 188.6 rushing yards (2nd/C-USA) per outing to rank third in the league and 26th nationally in total offense (442.9 ypg).

SINCERE SUCCESS

After enjoying one of the most heralded seasons in program history in 2020, UTSA running back Sincere McCormick is continuing that success in his third year. The Converse Judson High School product started the season off on the right foot by piling up 117 yards on 31 carries in the 37-30 road win over Illinois on Sept. 4. He followed that outing with a two-touchdown performance in the 54-0 rout of Lamar, moving him atop the program's career rushing TD chart. He posted 105 yards on 23 carries in the 27-13 triumph over Middle Tennessee before breaking his own school record with 41 carries for 184 yards and three TDs in the 31-28 comeback win at Memphis, earning him Earl Campbell Tyler Rose Award National Player of the Week accolades. He rushed for 120 on 23 carries in the 52-46 win at WKU and gashed Rice for 117 yards on 13 totes, including a career-long 81-yard sprint, before posting 113 yards and three scores on 23 rushes in the 45-16 win at Louisiana Tech. In the 44-23 road win over UTEP, McCormick went for 169 yards on 21 carries, including a 75-yard TD dash on the second play from scrimmage. He registered a season-high 204 yards and three TDs on 36 rushes in the 49-41 victory versus WKU in the C-USA Championship Game and now has 1,479 yards (5th/FBS) and 15 scores (10th/FBS) on 298 rushes — all school records.

REWRITING THE RECORD BOOK

Sincere McCormick has rewritten the program's record book during his three years with the Roadrunners. UTSA's career rushing leader with 3,929 yards, he is the active FBS leader in rushes per game (20.11) and he ranks second in rushing yards per game (109.1) and fourth in rushing yards. He owns the best averages for rushing yards per attempt (5.4) and game in program annals and his 18 career 100-yard rushing games and 123.3 all-purpose yards per outing also stand at the top of the program's career chart. McCormick eclipsed David Glasco's UTSA standard of 20 career rushing TDs with two scores in the 54-0 rout of Lamar on Sept. 11, and he now has 34. He raced past Jarveon Williams' career rushing attempts mark of 474 earlier this season and now has 724 carries. He also is the program's all-time leader in points scored by a non-kicker with 210. Last fall, he smashed the school's single-season standards with 1,467 rushing yards, 11 rushing TDs and 249 carries but since has broken all three marks in 2021 with 298 carries for 1,479 yards and 15 scores. A four-time All-American and two-time Conference USA Offensive Player of the Year, he broke his own single-season mark with eight 100-yard rushing games this fall, giving him a UTSA-best 18 for his career, and he has surpassed his own single-season all-purpose yardage standard with 1,663 this year.

QB ROOM LOADED WITH EXPERIENCE

UTSA is in rare company when it comes to the experience found in the quarterback room. The Roadrunners were one of only 15 teams with three or more QBs who had an FBS start entering the season. Frank Harris has started 27 games under center during his UTSA career and owns a 20-7 record, while Josh Adkins made 20 starts at New Mexico State before transferring to UTSA prior to a 2020 campaign that saw him make one start for the Roadrunners. Lowell Narcisse has earned the starting nod in eight contests over the last three seasons as a Roadrunner.

OVERCOMING ADVERSITY

Frank Harris has overcome a series of challenging setbacks due to injury over the past half-decade to emerge as one of the top dual-threat quarterbacks in the nation. A semifinalist for the Davey O'Brien National Quarterback and Earl Campbell Tyler Rose Awards, the lefthander has battled back from two knee injuries, including one that knocked him out for the entire 2018 season, and a shoulder injury that ended his 2019 campaign after four games to appear in 28 contests with 27 starts (20-7 record). The



second-team all-conference pick opened this season by throwing for 280 yards and a touchdown on 20-of-32 passing, and he also ran for 33 yards and a TD to help UTSA score a 37-30 road victory over Illinois. He passed for 264 yards and a pair of scores and added 56 rushing yards in the 27-13 victory over Middle Tennessee and completed 80% (24-30) of his passes for 278 yards and two TDs in the 24-17 win over UNLV. Harris turned in arguably his top performance as a Roadrunner in the 52-46 win at WKU, completing 28 of 38 passes for a career-best 349 yards and school-record six touchdowns to earn Manning Award QB of the Week and C-USA Offensive Player of the Week honors. He rushed for 51 yards, giving him the single-game total offense program mark of 400, and he also caught a 23-yard TD pass and forced a fumble on his only interception of the night against the Hilltoppers. The Schertz Clemens High School product accounted for 362 yards and four scores in the 44-23 road triumph over UTEP, completing 22 of 34 passes for 286 yards and 2 TDs and rushing for 76 yards and 2 scores. He logged his second 300-yard game of the year with 323 and three TDs on 25-of-36 passing in the 34-31 win over UAB, earning player of the week plaudits from both the Earl Campbell Tyler Rose Award and C-USA. He passed for 218 yards and two touchdowns and ran for 81 yards and a score in the 49-41 win over WKU in the C-USA Championship Game in his last outing. Harris now has completed 241 of 362 passes for school records of 2,906 yards and 25 touchdowns and he also has set the UTSA standard for rushing yards by a QB with 565 and six TDs, giving him a program-record 3,471 yards of total offense this fall. The 2021 Dave Campbell's Texas Football Offensive Player of the Year currently owns UTSA career records for completion percentage (.663) and passing efficiency (141.4), while he ranks third in passing yards (5,022) and TDs (40).

TARGETING THIS TRIO

Joshua Cephus, De'Corian Clark and Zakhari Franklin have teamed up to give UTSA a formidable receiving trio this season, combining for 2,414 yards and 23 touchdowns on 188 receptions through 13 games. Despite missing the UNLV game, Franklin paces the squad with 938 receiving yards and 11 TDs on 73 receptions, all school records. Cephus is close behind Franklin for the program standard in receptions with 69 and has 793 yards and six TDs. Clark — whose nickname "J.T." is short for his middle name, John Thomas — exploded onto the scene in the month of October and now has 46 catches for 683 yards and six scores. The trio's individual yardage totals this year all currently stand in the program's top four receiving seasons of all-time, with Franklin and Cephus ranking 1-2 and Clark in third, 11 yards shy of Franklin's previous school standard of 694 set in 2020. Franklin, a Cedar Hill High School product, has become the program's all-time receiving yardage (2,123), receptions (160) and receiving TDs (21) leader, doing so in just 31 career contests. Cephus, a Houston native, now ranks second on the program's career list with 135 catches and third with 1,493 yards. All three receivers were part of UTSA's 2019 signing class and have seen action in each of the past three seasons.

MAKING HIS MARK

UTSA wide receiver Zakhari Franklin is making his mark as one of Conference USA's top pass-catchers, earning first-team all-league accolades while taking down several school receiving marks in the process. The third-year wide receiver has registered four 100-yard performances this season and nine for his career, both school records. He opened the 2021 campaign by catching 10 passes for 155 yards and a touchdown in the 37-30 road victory over Illinois and then surpassed the century mark again with 114 yards and a score on eight catches in the 27-13 win versus Middle Tennessee. The Cedar Hill native topped 100 yards and scored a pair of touchdowns in back-to-back outings, going for 118 yards on five catches in the 45-16 road triumph over Louisiana Tech before catching 10 balls for 114 yards in the 44-23 win at UTEP. He caught six passes for 97 yards and two TDs in the win over UAB. Franklin leads the Roadrunners with 938 receiving yards and 11 TDs on 73 catches, all program records. He ranks 11th nationally in receiving touchdowns and is third and sixth, respectively, in the league in receptions (6.1) and yards (78.2) per contest. He also has moved atop the UTSA career charts for receiving yardage (2,123), receiving yards per game (68.5), receptions (160) and receiving TDs (21).

EXPERIENCE UP FRONT

UTSA boasts one of the most experienced offensive lines in the country, as the unit now has a combined 186 starts among its roster. Leading the way is the senior trio of Spencer Burford, Kevin Davis and Ahofitu Maka with a combined 118 starts during their UTSA careers. Burford, a San Antonio Wagner graduate and first-team all-conference selection, has made 42 starts at both guard and tackle. Maka, a Hawaiian who has earned second-team all-league honors for the second straight season, has drawn 36 starts with all but one at center. Davis a native of Angleton, Texas, has earned 40 career starts, including 14 at center. UTSA's line also has shown adaptability and versatility, as the Roadrunners have used six different starting lineups through 13 games, tied for the fourth-most combinations used this season in the FBS.

UTSA's Offensive Line Starts

Spencer Burford	42
Kevin Davis	40
Ahofitu Maka	36
Makai Hart	19
Terrell Haynes	19
Dominic Pastucci	11
Jalyn Galmore	8
Brandon Rolfe	7
Demetris Allen	3
Total	186

ASSOCIATED PRESS TOP 25 POLL

Week 15 (Dec. 5)

Rk.	Team	Record
1.	Alabama	12-1
2.	Michigan	12-1
3.	Georgia	12-1
4.	Cincinnati	13-0
5.	Notre Dame	11-1
6.	Baylor	11-2
7.	Ohio State	10-2
8.	Ole Miss	10-2
9.	Oklahoma State	11-2
10.	Utah	10-3
11.	Michigan State	10-2
12.	BYU	10-2
13.	Pittsburgh	11-2
14.	Oklahoma	10-2
15.	Oregon	10-3
16.	Louisiana	12-1
17.	Iowa	10-3
18.	NC State	9-3
19.	Clemson	9-3
20.	Wake Forest	10-3
21.	Houston	11-2
22.	Arkansas	8-4
23.	Texas A&M	8-4
24.	UTSA	12-1
25.	Kentucky	9-3

Others Receiving Votes: Utah State 109, Wisconsin 66, San Diego State 63, Minnesota 38, Purdue 36, Appalachian State 9, Army 7, Mississippi State 4, Penn State 4, Northern Illinois 1.

USA TODAY SPORTS AFCA COACHES POLL

Week 15 (Dec. 5)

Rk.	Team	Record
1.	Alabama	12-1
2.	Michigan	12-1
3.	Georgia	12-1
4.	Cincinnati	13-0
5.	Notre Dame	11-1
6.	Baylor	11-2
7.	Ohio State	10-2
8.	Ole Miss	10-2
9.	Oklahoma State	11-2
10.	Michigan State	10-2
11.	Utah	10-3
12.	Pittsburgh	11-2
13.	Oklahoma	10-2
14.	BYU	10-2
15.	Oregon	10-3
16.	Iowa	10-3
17.	Louisiana	12-1
18.	NC State	9-3
19.	Wake Forest	10-3
20.	Kentucky	9-3
21.	Houston	11-2
22.	Clemson	9-3
23.	Texas A&M	8-4
24.	Arkansas	8-4
25.	UTSA	12-1

Others Receiving Votes: Wisconsin 105; Utah State 85; San Diego State 62; Minnesota 17; Air Force 15; Penn State 5; Fresno State 5; UCLA 3; Mississippi State 2; Coastal Carolina 2; Appalachian State 2; Purdue 1.

COLLEGE FOOTBALL PLAYOFF RANKINGS

Week 15 (Dec. 5)

Rk.	Team	Record
1.	Alabama	12-1
2.	Michigan	12-1
3.	Georgia	12-1
4.	Cincinnati	13-0
5.	Notre Dame	11-1
6.	Ohio State	10-2
7.	Baylor	11-2
8.	Ole Miss	10-2
9.	Oklahoma State	11-2
10.	Michigan State	10-2
11.	Utah	10-3
12.	Pittsburgh	11-2
13.	BYU	10-2
14.	Oregon	10-3
15.	Iowa	10-3
16.	Oklahoma	10-2
17.	Wake Forest	10-3
18.	NC State	9-3
19.	Clemson	9-3
20.	Houston	11-2
21.	Arkansas	8-4
22.	Kentucky	9-3
23.	Louisiana	12-1
24.	San Diego State	11-2
25.	Texas A&M	8-4

DEFENSIVE PROWESS

Under the direction of co-defensive coordinators Jess Loepp and Rod Wright, UTSA's defense has emerged as one of the best in Conference USA in several categories. The Roadrunners rank second in C-USA and 14th nationally in rushing defense (111.5) and they stand third in the league by allowing just 23.6 points per game. UTSA has dialed up the pressure throughout the year with 84 tackles for loss and a program-record 32 sacks. In the home opener on Sept. 11, the Roadrunners posted the first shutout in school history in a 54-0 rout of Lamar. UTSA allowed just 122 yards of offense — then a school record — and held the Cardinals to 89 rushing yards and only 33 passing yards. For an encore, the Roadrunners limited Middle Tennessee to 199 yards, including just eight on the ground. The Roadrunners surrendered 78 rushing yards in the comeback win at Memphis and yielded only 35 in the 24-17 victory over UNLV, capping a four-game stretch that saw them allow just 210 rushing yards combined. UTSA held Rice to 102 total yards to better the program standard for fewest yards allowed in a game, and they limited the Owls to only 36 yards through the air. In fact, the Roadrunners are one of only three FBS teams to hold two opponents — Rice and Lamar — to fewer than 40 passing yards in a game this season. In the win over Southern Miss, UTSA surrendered only 189 total yards — the fourth opponent this season held below 200 — and gave up only 52 passing yards, the third time holding a foe to fewer than 60 yards through the air in 2021. UTSA yielded only 62 rushing yards to Louisiana Tech on Oct. 23 and limited WKU to minus-9 in the C-USA Championship Game victory, the second-fewest rushing yards allowed in program annals and the fourth-best performance in the FBS this season. UTSA, which has held seven opponents to under 100 yards on the ground, joins Alabama and Wisconsin as the only teams to yield fewer than 10 rushing yards in a game twice in 2021.

CREATING TURNOVERS

The Roadrunners have displayed a knack for creating turnovers during the Jeff Traylor era. Through the first 13 games this season, UTSA has tallied 25 takeaways, the eighth-best total among FBS teams and only four shy of the program record set in 12 games in 2012. The Roadrunners boast a near-even split with 13 fumbles recovered (3rd/FBS) and 12 interceptions in 2021. Lorenzo Dantzler is tied for third among FBS players with a school record-tying three fumble recoveries this fall, while Kelechi Nwachuku and Charles Wiley have two apiece (21st/FBS). Caleb Cantrell, Denzel Feaster, Brandon Materson, Lamonte McDougle and Jahmal Sam all have one recovery each. Corey Mayfield Jr., Antonio Parks and Jahmal Sam pace the Roadrunners with two interceptions each, while Trevor Harmanson, Clarence Hicks, Jamal Ligon, Jarrett Preston, Dadrion Taylor and Tariq Woolen have one pick apiece. Last season, UTSA forced 19 turnovers to lead C-USA and rank 19th in the country. Eleven of those takeaways came via an interception, good for first in the league and 23rd nationally, while the Roadrunners' eight recoveries ended up 25th among FBS teams.

A DISRUPTIVE FORCE

Outside linebacker Clarence Hicks has developed into a disruptive force on the edge for UTSA this season, which resulted in a spot on the first-team All-Conference USA defense. The super senior has made the most of his 35 tackles, as 16 have resulted in lost yardage including a program-record 10 sacks. He eclipsed the previous program standard of 8.5 sacks shared by Marcus Davenport and Jason Neill with two in the C-USA Championship Game win, while he is within range of Davenport's TFL mark of 17.5. Hicks, who leads C-USA and ranks 21st in the FBS with 0.77 sacks per game, also owns six quarterback hurries, two pass breakups, one interception and a forced fumble this fall. A native of Pensacola, Fla., he opened the campaign with three stops, including a TFL, in the 37-30 road victory over Illinois. He notched four tackles, including a sack for a 5-yard loss in the win against Middle Tennessee before turning in arguably his top game as a Roadrunner in the comeback win at Memphis with six tackles, including three behind the line of scrimmage and a pair of sacks. His strip sack in the fourth quarter led to a 12-yard fumble return by Lorenzo Dantzler that set up the game-tying score, and he was named C-USA co-Defensive Player of the Week for his performance against the Tigers. Hicks was part of a key sack in the 24-17 win over UNLV, combining with DeQuarius Henry to drop the Rebels quarterback on fourth down in the final minute to seal the win. He made yet another key play in the final minute of a game, picking off WKU's Bailey Zappe inside the UTSA 5-yard line to secure a 52-46 victory on Oct. 9. Hicks recorded 2.5 sacks and a pair of pressures in the 45-16 win at Louisiana Tech and he collected C-USA Defensive Player of the Week honors for a second time after posting three TFLs and two sacks in the 34-31 win over UAB. For his UTSA career, he has tallied 106 tackles, 30.5 TFL to rank second in program history, 12 sacks (3rd/UTSA), 16 QB pressures (4th/UTSA), five pass breakups, three forced fumbles and a pair of INTs.

A WILY VETERAN

UTSA outside linebacker Charles Wiley has emerged as one of the leaders on the defensive side of the ball. The super senior has registered 33 tackles, including nine tackles for loss and 3.5 sacks, as well as five quarterback hurries, two fumble recoveries and a pass breakup. He had three stops and returned a fumble 44 yards for a touchdown in UTSA's 54-0 rout of Lamar before registering five tackles, including 1.5 sacks for a total of 12 yards, and a pair of pressures in the 27-13 victory against Middle Tennessee. He posted three tackles, including a half-tackle for loss, in the 24-17 win over UNLV and then tallied five stops and a PBU versus WKU and a sack for a 22-yard loss in the 45-0 shutout of Rice. The two-time honorable mention all-conference performer recovered his second fumble of the fall in the 27-17 win over Southern Miss and now ranks 21st among FBS players in that category. A native of Stockbridge Ga., who transferred from Ole Miss in 2020, Wiley has piled up 133 tackles, including 31 behind the line of scrimmage, during his collegiate career with 76 stops, 19 TFL and 5.5 sacks coming in his two seasons at UTSA.

WISDOM IN THE SECONDARY

UTSA safety Rashad Wisdom has emerged as one of the team leaders during his two-plus years on campus. One of seven current Roadrunners who starred at Converse Judson High School, he has played in 37 games and drawn 35 starts at safety during his career. A two-time first-team all-conference selection in the secondary, he started off his third year as a Roadrunner by making three tackles, forcing a fumble and breaking up a pass in UTSA's 37-30 season-opening victory over Illinois. He paced the defense with six stops in the 27-13 victory over Middle Tennessee and then tallied five tackles, including one behind the line, and a PBU in the 31-28 comeback win over Memphis. Wisdom logged a career high-tying 13 tackles, including matching the UTSA record with 11 solo stops, in the road win over WKU. He also made double-digit tackles with 10 in the 44-23 road triumph over UTEP and again in the 34-31 home triumph over UAB. After registering eight stops in the C-USA Championship Game win, he paces the defense with 87 total tackles and 66 solo stops to go along with six PBUs, one hurry and a forced fumble this season. He ranks second in UTSA history with 157 career solo tackles and fourth in total stops with 226. Wisdom's family has captured the hearts of the UTSA football program and the San Antonio community over the past two years by sharing the story of Rashad's younger brother, Bryce, who was diagnosed with cancer in 2019 and passed away at the age of 17 in July 2020.

RIQ THE FREAK

Tariq Woolen's development into one of UTSA's starting cornerbacks is unique. The Fort Worth native, whose nickname is RiQ, started his college career as a wide receiver, catching 24 passes for 263 yards and a touchdown over his first two seasons. Late in his redshirt sophomore campaign, Woolen made the switch to the defensive side of the ball and posted a pair of tackles as a cornerback in the season finale against Louisiana Tech. Prior to the 2020 campaign, Woolen decided to make the position change permanent. That decision paid off as he emerged as one of the team's top defensive backs with 35 tackles, 2.5 tackles for loss, five pass breakups and an interception last fall. Earlier this year, he made Bruce Feldman's annual Freaks List, landing at the No. 6 spot out of 101 college football players after turning in eye-opening numbers during summer strength and conditioning testing. He leaped 11 feet, five inches in the broad jump and clocked a time of 4.34 seconds in the 40-yard dash, in which he hit 23.33 miles per hour. Woolen started off his senior season with a bang, recording a career-high nine tackles and a pass breakup in the 37-30 road triumph over Illinois. He added his second PBU of the year in the 54-0 shutout of Lamar before posting a TFL and a PBU in the 27-13 victory over Middle Tennessee and two more stops in the 31-28 comeback win at Memphis. Woolen picked off his second career pass and tallied three tackles in the 24-17 win over UNLV and then registered three tackles in the win at WKU. The honorable mention all-conference selection missed all four November contests but returned to post a pair of stops in the C-USA Championship Game win, giving him 25 tackles, 2.5 tackles for loss, five PBUs, one interception and a hurry in nine games this season.

VETERAN CORNER PROVIDES STEADY PRESENCE

With the most games played (46) and starts (34) among UTSA's cornerbacks, Corey Mayfield Jr. is one of the leaders in the secondary. A product of North Forney High School, Mayfield has appeared in all 13 games and made 12 starts this season en route to earning honorable mention all-conference recognition. He has posted 34 tackles, including 31 solo stops, three tackles for loss, one sack, a team-high two interceptions and a trio of pass breakups. He picked off his first pass of his fourth campaign to go along with two tackles in the 27-13 win over Middle Tennessee. He made three stops in

the comeback win at Memphis and logged a season-best five tackles in the 52-46 road triumph over WKU. Mayfield logged his second interception of the season and fourth of his career when he stepped in front of a pass and returned it 49 yards to the end zone in the 45-0 shutout of Rice. He played a key role in another takeaway in the Southern Miss win, as his strip-sack in the fourth quarter led to Charles Wiley's 8-yard fumble return that set up the final score, and he had four tackles and a PBU in the C-USA Championship Game victory over WKU. The son of former Oklahoma and NFL defensive lineman Corey Mayfield is just outside the UTSA top five in career interceptions and his 18 career passes defended give him a share of fifth place on the program's all-time list.

D-LINE FACTORY

In its short history, UTSA has made a name for itself by producing defensive linemen who have moved on to the professional ranks. Headlining that list is 2018 NFL first round draft pick Marcus Davenport, the 2017 Conference USA Defensive Player of the Year and a current member of the New Orleans Saints. Several current Roadrunners have their eyes on joining the likes of Davenport, current Tennessee Titans defensive linemen Kevin Strong Jr., Eric Banks, Ashaad Mabry, Jason Neill and Brian Price. Leading the way is super senior Jaylon Haynes, a second-team all-league performer this season who owns 25 tackles for loss — fourth on UTSA's career chart — and eight sacks in 50 career games. The Roadrunners' experienced line also includes super senior Lorenzo Dantzer, a two-time honorable mention all-conference pick who boasts 22.5 TFL and 11 sacks in 48 games as a Roadrunner. Brandon Matternson, a fourth-year player from San Antonio Brandeis High School, made C-USA's honorable mention list in 2020 and has logged 74 tackles, nine TFL and seven QB hurries in 42 career contests.

DEPENDABLE DUPLESSIS

UTSA place-kicker Hunter Duplessis has developed into a dependable option with his right leg during his career. A first-team all-league selection and a three-time Conference USA Special Teams Player of the Week this season, he has made 23 of 29 field goals and 60 extra points — both school records — in 2021. The former walk-on started his super senior season by making all three field-goal attempts and going 4 for 4 on extra points in the 37-30 road win over Illinois. He turned in his second straight three-field-goal game after connecting from 46 yards twice and again from 41 in the 54-0 shutout of Lamar. Duplessis, who landed on the semifinalist list for the William V. Campbell Trophy and was a Bursworth Trophy nominee for the second straight year, went 2 for 4 on field goals and 3 for 3 on PATs in the win over Middle Tennessee and then made all four PATs and drilled the game-winning 42-yarder as time expired in the 31-28 win over Memphis. He was good on his only try from 35 yards to go along with tying the UTSA record with seven PATs in the 52-46 win at WKU and he drilled all three field goal tries in the road win over UTEP, including a career-long 51-yarder that is tied for the second-longest kick in program history. He matched his career long and also connected from 49 in the 34-31 win over UAB and turned in his fourth three-field-goal game of the season versus North Texas. He has 49 career field goals to tie Sean Ianno's UTSA record and rank 25th among active FBS players and he has broken program marks with 125 extra points and 272 points scored. He currently leads C-USA with 23 field goals and ranks fourth in the FBS with 1.77 field goals per game. The San Antonio Cole High School product was a Phil Steele honorable mention All-American, Lou Groza semifinalist and first-team all-conference selection in 2020 after he made 17 of 20 field goals and 40 of 41 PATs. Also an excellent student, he is a two-time first-team CoSIDA Academic All-District honoree, the 2020-21 C-USA Football Scholar Athlete of the Year and a two-time C-USA All-Academic Team selection. A member of UTSA's first-ever bowl team in 2016, Duplessis earned his bachelor's degree as a double major in cyber security and information systems, graduating with a 3.78 GPA in August 2020, and he currently carries a 4.0 GPA in technology management as part of an MBA program.

PUNTER FROM DOWN UNDER

In its short history, UTSA has developed consistent success in the punting game with the likes of Kristian Stern and Yannis Routsas, a 2017 Ray Guy Award semifinalist. Lucas Dean has emerged as the next in that strong punting lineage. A product of Prokick Australia and the first Roadrunner from Down Under, Dean has used an Australian Rules Football background to help provide UTSA with a weapon in the kicking game since his arrival on campus in 2019. As a true freshman, he averaged 40.8 yards on 65 punts and booted 12 of 50-plus yards. Dean provided quite the encore in 2020, shattering UTSA's single-season punting average record with a 46.0 mark to lead Conference USA and rank sixth nationally. A semifinalist for the Ray Guy Award, he was named C-USA Special Teams Player of the Year and

UTSA NCAA/C-USA RANKING SUMMARY

(entering bowl season)

Category	NCAA Rank	C-USA Rank	Value
3rd Down Conversion Pct	22	2	.452
3rd Down Conversion Pct Defense	46	4	.367
4th Down Conversion Pct	36	4	.600
4th Down Conversion Pct Defense	70	8	.526
Blocked Kicks	-	-	-
Blocked Kicks Allowed	31	2	1
Blocked Punts	-	-	-
Blocked Punts Allowed	1	1	0
Completion Pct	25	3	.653
Defensive TDs	4	2	5
Fewest Penalties	25	1	62
Fewest Penalties/Gm	16	1	4.77
Fewest Penalty Yards	62	3	628
Fewest Penalty Yards/Gm	48	1	48.31
First Downs Defense	66	8	249
First Downs Offense	16	2	296
Fumbles Lost	67	4	7
Fumbles Recovered	3	2	13
Kickoff Return Defense	96	12	22.73
Kickoff Returns	23	1	24.75
Net Punting	13	1	42.93
Passes Had Intercepted	13	1	5
Passes Intercepted	36	5	12
Passing Offense	46	5	254.3
Passing Yards Allowed	105	9	252.2
Passing Yards/Completion	62	8	12.38
Punt Return Defense	33	3	5.15
Punt Returns	27	3	10.85
Red Zone Defense	33	5	.775
Red Zone Offense	21	2	.898
Rushing Defense	14	2	111.5
Rushing Offense	36	2	188.6
Sacks Allowed	24	5	1.46
Scoring Defense	44	3	23.6
Scoring Offense	12	2	37.8
Tackles for Loss Allowed	56	7	5.31
Team Passing Efficiency	21	3	154.13
Team Passing Efficiency Defense	91	9	141.26
Team Sacks	54	5	2.46
Team Tackles for Loss	53	4	6.1
Time of Possession	56	7	30:09
Total Defense	48	4	363.8
Total Offense	26	3	442.9
Turnover Margin	2	1	+13
Turnovers Gained	8	3	25
Turnovers Lost	23	1	12

Player	Category	NCAA Rank	C-USA Rank	Value
Sincere McCormick	All Purpose	21	3	127.92
Frank Harris	Completion Pct	27	3	.664
Hunter Duplessis	Field Goals/Gm	4	1	1.77
Lorenzo Dantzer	Fumbles Recovered	3	1	3
Kelechi Nwachuku	Fumbles Recovered	21	7	2
Charles Wiley	Fumbles Recovered	21	7	2
Frank Harris	Passing TDs	18	3	25
Frank Harris	Points Responsible For	17	2	192
Frank Harris	Points Responsible For/Gm	26	3	14.8
Sheldon Jones	Punt Return TDs	5	1	1
Sheldon Jones	Punt Returns	6	2	12.0
Zakhari Franklin	Receiving TDs	11	3	11
Sincere McCormick	Rushing TDs	10	2	15
Sincere McCormick	Rushing Yards	5	1	1,479
Sincere McCormick	Rushing Yards/Gm	7	1	113.8
Clarence Hicks	Sacks	21	1	0.77
Hunter Duplessis	Scoring	8	3	9.9
Rashad Wisdom	Solo Tackles	28	2	5.1
Hunter Duplessis	Total Points Scored	4	3	129
Sincere McCormick	Total Touchdowns	21	2	15

* only top-30 NCAA rankings listed

a second-team All-American by the Sporting News. Dean opened his third year by averaging 44.2 yards on five punts with one inside the 20 and a long of 55 in the 37-30 road victory over Illinois. He averaged 50.8 yards on five punts with three inside the 20 and a long of 63 in the 31-28 win at Memphis and 45.6 yards on five punts with three inside the 20 against Rice. He averaged 47.0 yards on three punts with two inside the 10-yard line, including a 51-yarder that pinned Southern Miss at the 2, before posting a 50.2 mark on four punts that included a school-record 73-yard bomb in the win over UAB. Dean, a preseason second-team All-American by the Sporting News, averaged 51.2 yards on four punts including a 63-yarder that was downed at the North Texas 3-yard line, and he currently averages 45.4 yards per punt with 20 of his 44 kicks inside the 20.

UTSA COLLECTS C-USA WEEKLY AWARDS

UTSA earned a combined nine Conference USA weekly awards this season. Hunter Duplessis led the way as a three-time C-USA Special Teams Player of the Week honoree, while Frank Harris and Clarence Hicks were named the league's offensive and defensive player of the week twice, respectively. Additionally, Trumane Bell II picked up C-USA Defensive Player of the Week accolades on Sept. 20 and Sheldon Jones earned the special teams award one week prior.

UTSA's C-USA Player of the Week Honorees

Offense

10/11 Frank Harris

11/22 Frank Harris

Defense

9/20 Trumane Bell II

9/27 Clarence Hicks

11/22 Clarence Hicks

Special Teams

9/6 Hunter Duplessis

9/13 Sheldon Jones

9/27 Hunter Duplessis

11/22 Hunter Duplessis

HISTORIC WIN TO OPEN 2021

UTSA's 37-30 road win over Illinois in the season opener marked the program's second victory against a team from a Power Five conference and the first against a Big Ten Conference school. The Roadrunners' first win versus a Power Five program was a 17-10 triumph over Baylor on Sept. 9, 2017, in Waco. UTSA also improved to 9-2 overall in season openers with that victory.

RECORDS FALL IN HOME OPENER

Several program records fell in the 54-0 victory over Lamar in the home opener on Sept. 11. It marked the first shutout in school history, as the previous standard for fewest points allowed was three done three times, the last against Rice in 2018. UTSA also registered the largest margin of victory, nipping the previous mark of 53 set in the 56-3 win over Northwestern Oklahoma State in 2012. The Roadrunners limited Lamar to just 122 yards of offense, eclipsing the previous program record for fewest yards allowed of 149 established against Southern in 2017 but since broken by surrendering only 102 yards to Rice on Oct. 16. UTSA's point total in that win over the Cardinals marked the third most scored in a game.

OVERCOMING DEFICITS

UTSA's rally from a 21-point deficit in the 31-28 victory over Memphis on Sept. 25 marked the largest comeback win in school history. In 2011, the Roadrunners overcame a 14-0 deficit in a 17-14 overtime win over Georgia State, which stood as the program record until the come-from-behind victory against the Tigers. UTSA has rallied for a win from a 13-point deficit three times, most recently in a 27-26 triumph over Louisiana Tech last October at the Alamodome. Additionally, the Roadrunners trailed Louisiana by a 24-7 count in the third quarter of the 2020 First Responder Bowl before rallying to tie the score at 24-24 in an eventual 31-24 setback last December.

Largest Deficits Overcome In Win

Deficit	Final	Opponent	Date
21 (0-21)	31-28	at Memphis	9/25/21
14 (0-14)	17-14 (OT)	vs. Georgia State	10/29/11
13 (6-19)	27-26	vs. Louisiana Tech	10/24/20
13 (10-23)	24-23	at Old Dominion	11/9/19
13 (0-13)	21-13	at New Mexico	8/31/13
10 (0-10)	34-24	vs. Rice	11/21/15
10 (0-10)	16-13	vs. FIU	10/11/14

COMEBACK KINGS

UTSA has rallied from second-half deficits four times this season, including in two of the last four games. The Roadrunners trailed UAB by four points before Frank Harris' game-winning touchdown pass to Oscar Cardenas lifted UTSA to a 34-31 victory on Nov. 20. The week prior, Southern Miss took a 17-10 advantage early in the third quarter before the Roadrunners closed the game with 17 unanswered points. UTSA overcame a 31-28 deficit at WKU on Oct. 9 for a 52-46 win on the road. The Roadrunners also trailed Memphis 21-0 early, 28-14 late in the third quarter and by seven in the fourth before squeaking out a 31-28 victory on Sept. 25.

DOWN TO THE WIRE

UTSA is no stranger to close contests dating back to last season, as 16 of its last 25 have been one-score ballgames in the fourth quarter. In the season opener, UTSA held off Illinois 37-30 in a game that saw the Illini have a chance to tie things up with two throws into the end zone in the final seconds. The Roadrunners rallied from a 21-0 first-quarter deficit for a 31-28 victory over Memphis, as Hunter Duplessis' 42-yard field goal as time expired sealed the win. UTSA held off UNLV 24-17 on Oct. 2 before securing a 52-46 win at WKU a week later with an interception by Clarence Hicks in the final minute. The Roadrunners broke a 17-17 fourth-quarter deadlock against Southern Miss with two late scores in a 10-point victory before upending UAB 34-31 on a TD pass with three seconds remaining. UTSA used an interception on the final play of the game to secure a 49-41 C-USA Championship Game win over WKU in its last outing. In 2020, UTSA's matchups against Texas State, Stephen F. Austin, Middle Tennessee, UAB, No. 15 BYU, Army, Louisiana Tech, Southern Miss and No. 16 Louisiana all were one-score games in the final stanza. The Roadrunners posted a 5-4 record in those contests and are 7-0 this season for a combined mark of 12-4.

TV BIRDS

Saturday's Tropical Smoothie Café Frisco Bowl against San Diego State will be televised nationally on ESPN, marking 110 straight televised/streamed appearances for the Roadrunners. The last UTSA game that was not broadcast was the 2012 season finale against Texas State.

BROTHERLY DUOS

UTSA has two sets of brothers on the 2021 roster in offensive lineman Kevin Davis and wide receiver Isaiah Davis, along with outside linebackers Dadrin and Donyai Taylor.

DOZEN ROADRUNNERS BACK FOR SUPER SENIOR SEASON

A dozen UTSA football seniors elected to return to the Roadrunners for an extra year of eligibility in 2021, taking advantage of an NCAA blanket waiver for all 2020 fall sports student-athletes due to the COVID-19 pandemic. The 12 Roadrunners who are back for their super senior season are:

Myles Benning, TE
 B.J. Daniels, RB
 Lorenzo Dantzler, DL
 Hunter Duplessis, PK
 Jalyn Galmore, OL
 Jaylon Haynes, DL
 DeQuarius Henry, OLB
 Clarence Hicks, OLB
 Antonio Parks, S
 Dominic Pastucci, OL
 Leroy Watson, TE
 Charles Wiley, OLB

A FOCUS ON RECRUITING TEXAS

UTSA's 115-man roster features 90 players — 78% — who hail from the state of Texas. The next-closest state is Louisiana with seven, while there are five players from Mississippi. California and Florida are considered home for three players apiece and two are from Georgia. UTSA has one player each from Iowa, Hawai'i, Tennessee and Virginia, while Lucas Dean is the first Roadrunner from Australia.

KEEPING THEM HOME

UTSA head coach Jeff Traylor and his staff have placed an emphasis on recruiting the city of San Antonio and surrounding area. The current roster includes 29 players from Greater San Antonio with a team-high seven hailing from perennial power Converse Judson High School.

Player (High School)

- Josh Adkins (Smithson Valley)
- Rudy Aleman Jr. (Warren)
- Brenden Brady (Steele)
- Spencer Burford (Wagner)
- Oscar Cardenas (Brandeis)
- JayVeon Cardwell (Steele)
- Cade Collenback (O'Connor)
- Hunter Duplessis (Cole)
- Frank Harris (Clemens)
- Caden Holt (New Braunfels Canyon)
- Jaden Jones (East Central)
- Ethan Laing (Boerne Champion)
- Caleb Lewis (Steele)
- De'Anthony Lewis (Judson)
- Frankie Martinez (East Central)
- Brandon Matterson (Brandeis)
- Sincere McCormick (Judson)
- Trey Moore (Smithson Valley)
- Xavier Player (Steele)
- Jalen Rainey (Brandeis)
- Jaren Randle (Johnson)
- Robert Rigsby (Judson)
- Justin Rodriguez (Johnson)
- Daniel Santallana (East Central)
- Kamron Scott (Judson)
- Xavier Spencer (Judson)
- Dre Spriggs (Harlan)
- Julon Williams (Judson)
- Rashad Wisdom (Judson)

UTSA'S 210 TRIANGLE OF TOUGHNESS

UTSA head coach Jeff Traylor has installed many new ideas, including his Culture Pillars: Integrity, Passion, Mental & Physical Toughness, Selfless and Perfect Effort. As part of that new culture, the players voted after fall camp on who would earn single-digit jersey numbers, a reward for representing mental and physical toughness on and off the field. The numbers 2, 1 and 0 — San Antonio's area code — were chosen for the players voted to represent the 210 Brand, the UTSA Triangle of Toughness. Below are the single-digit jersey numbers as voted by their teammates:

- 0 — Frank Harris, Rashad Wisdom
- 1 — Jaylon Haynes, Leroy Watson
- 2 — Joshua Cephus, Charles Wiley
- 3 — Sincere McCormick, Tariq Woolen
- 4 — Zakhari Franklin, Antonio Parks
- 5 — Brenden Brady, Hunter Duplessis
- 6 — Lorenzo Dantzler
- 7 — Dadrian Taylor
- 8 — Josh Adkins, Jamal Ligon
- 9 — Clarence Hicks

Trevor Harmanson also was voted into the single-digit group but elected to stay in No 15, while offensive linemen Spencer Burford, Makai Hart and Ahofitu Maka also received the necessary votes but cannot change to a single-digit number due to their position.

LEADERSHIP COUNCIL ELECTED

Prior to the season, UTSA elected a Leadership Council made up of representatives from each position group.

- Quarterbacks — Josh Adkins, Frank Harris
- Running Backs — Brenden Brady, Sincere McCormick
- Wide Receivers — Joshua Cephus
- Tight Ends — Leroy Watson
- Offensive Line — Spencer Burford, Ahofitu Maka
- Defensive Line — Lorenzo Dantzler, Jaylon Haynes
- Inside Linebackers — Jamal Ligon
- Outside Linebackers (S) — Dadrian Taylor
- Outside Linebackers (W) — Charles Wiley
- Safeties — Rashad Wisdom
- Cornerbacks — Ken Robinson
- Special Teams — Myles Benning, Kelechi Nwachuku
- Specialists — Hunter Duplessis

« UTSA COACHING STAFF SPEED CHART »

« ON THE SIDELINE »



Jeff Traylor
Head Coach



Barry Lunney Jr.
Offensive Coordinator/
Quarterbacks



Jess Loopp
Co-Defensive
Coordinator/Safeties



Rod Wright
Co-Defensive Coordinator/
Defensive Line



Tommy Perry
Special Teams
Coordinator



Matt Mattox
Run Game Coordinator/
Offensive Line



Will Stein
Passing Game Coordinator/
Wide Receivers



Julian Griffin
Running Backs



Nick Graham
Cornerbacks

« IN THE BOOTH »



Kurt Traylor
Tight Ends



Brad Sherrod
Linebackers

« **UTSA FOOTBALL MEDIA POLICY** »

The UTSA Athletics Communications Office assists members of the media with their coverage of all 17 Roadrunners sports by coordinating interviews and providing feature ideas, notes, statistics and any other information needed to cover the athletics department. Media members may check the UTSA Athletic's official website — goUTSA.com — for the latest information on all Roadrunners sports.

INTERVIEW POLICY

All interviews with UTSA student-athletes and coaches must be arranged at least 24 hours in advance by contacting the Athletics Communications Office. Telephone interviews are available to the media on a "call-back" basis ONLY and at a time that is convenient for the interviewee. Contact information (i.e., cell phone numbers) for student-athletes and coaches WILL NOT be provided to the media.

MEDIA AVAILABILITY

During the season, UTSA head coach Jeff Traylor will be available during a Monday media roundtable session. Coach Traylor and student-athletes will be available post-practice on Tuesdays and Wednesdays. All interview requests for the week should be made by 3 p.m. on Mondays.

PRACTICE POLICIES

UTSA football practices take place at the RACE practice fields on the Main Campus. Practices are closed during the season. Questions pertaining to practice schedules and specific media information regarding coverage for all other sports may be directed to Kyle Stephens and/or Brent Ingram.

POSTGAME PROCEDURES

Following a brief cooling-off period, UTSA head coach Jeff Traylor and requested student-athletes will be made available for interviews via Zoom or in a socially distanced setting.

CREDENTIALS

Media members may request credentials to cover UTSA's six home football games by visiting goUTSA.com/fbcredentials.

CONFERENCE USA

Conference USA provides digital media guides, notes, league statistics and standings, logos and video content online at conferenceusa.com. The football media relations contact is Jordan Stepp and he can be reached at (805) 551-8648 or jstepp@c-usa.org.

« **WHO TO CONTACT** »

Associate AD/Athletics Communications Kyle Stephens
cell: (210) 887-3636
email: kyle.stephens@utsa.edu

Associate Athletics Communications Director Brent Ingram
cell: (210) 845-8651
email: brent.ingram@utsa.edu

« **ON THE INTERNET** »

goUTSA.com

The official website of UTSA Athletics is the home for all the football information you need. Schedules, results, rosters, bios, stats, releases, game notes and the 2019 media guide and supplement can be found here.

ConferenceUSA.com


The official website of Conference USA contains updated standings, results, schedules, stats, releases, notes and much more.

goaztecs.com

The official website of UTSA's opponent this week.

« **FOLLOW UTSA ON SOCIAL MEDIA** »

UTSA Athletics



UTSA Football



collegepressbox

collegepressbox is the official media website for Division I football. Access and download game notes, quotes, statistics, media guides, headshots, logos and more for all FBS schools, conferences, postseason games, awards and the College Football Playoff. For access, please register for an account at collegepressbox.com/register.

« **UTSA ROADRUNNERS FOOTBALL WEEKLY SCHEDULE (SUBJECT TO CHANGE)** »

WEDNESDAY, DEC. 15	THURSDAY, DEC. 16	FRIDAY, DEC. 17	SATURDAY, DEC. 18	SUNDAY, DEC. 19	MONDAY, DEC. 20	TUESDAY, DEC. 21
Practice (closed) Signing Day Press Conference (Zoom) 3 p.m. • Jeff Traylor Jeff Traylor Radio Show 7-8 p.m. • The Sand Box (7280 UTSA Blvd)	Practice (closed) « No Media Availability »	Travel Day to Frisco Team Hotel Arrival 2:30-3 p.m. Team Arrival Dinner 6-8 p.m. (Toyota Stadium)	Practice (11:15 a.m.) open periods (check with Kyle Stephens for times) Post-Practice Interviews 1:15 p.m. Jeff Traylor & players available	Practice (closed) Charity Event 1:30-3:30 p.m. Frisco Fastpacs (124 Rose Ln #603)	Practice (closed) Tropical Smoothie Café Frisco Bowl Press Conference 9:30-10:15 a.m. Toyota Stadium Jeff Traylor, Frank Harris, Rashad Wisdom	Tropical Smoothie Café Frisco Bowl vs. #24 San Diego State 6:30 p.m. ESPN Postgame Interviews Locker room closed. Jeff Traylor & players available after cooling off period



JEFF TRAYLOR

Head Coach
Second Season
(Stephen F. Austin, '90)
@CoachTraylor

Introduced as UTSA's third head coach on Dec. 9, 2019, Jeff Traylor has had an immediate and positive impact on the program, university and city of San Antonio in a short period of time.

Traylor has turned around the program by instilling his 210 Triangle of Toughness culture, producing results on and off the field. The Gilmer, Texas, native took over a team that won a combined seven games in the two seasons prior to his arrival and has led the Roadrunners to a 19-6 record during his first two years at the helm.

Under Traylor's tutelage, UTSA has enjoyed a record-setting campaign in 2021. The Roadrunners won their first 11 games, have been ranked for the first time in school history (as high as 15th nationally) and captured the program's first league title by winning the Conference USA Championship with a 49-41 victory over WKU on Dec. 3. UTSA will carry a 12-1 record — the school standard for wins in a season — into its second straight and third overall bowl appearance when it faces San Diego State in the Tropical Smoothie Café Frisco Bowl on Dec. 21.

Traylor has been honored for his success as the 2021 C-USA Coach of the Year, the AFCA FBS Regional Coach of the Year for Region 4 and a finalist for both the Eddie Robinson Coach of the Year Award and the AFCA National Coach of the Year. He also is a member of the Paul "Bear" Bryant Awards Coach of the Year watch list.

Traylor's student-athletes have received an unprecedented number of conference and national awards during his tenure. A school-record 23 Roadrunners received recognition on the all-conference and C-USA All-Freshman teams in 2021 with Sincere McCormick earning C-USA Offensive Player of the Year accolades for the second straight season. McCormick also is a finalist for the Earl Campbell Tyler Rose Award and was a semifinalist for the Doak Walker Award. Additionally, Frank Harris landed on semifinalist lists for the Davey O'Brien and Earl Campbell Tyler Rose Awards, while Hunter Duplessis was a semifinalist for the William V. Campbell Trophy for the second year in a row. Harris and McCormick each collected Earl Campbell Tyler Rose Award National Player of the Week honors, while Harris also was a Manning Award Quarterback of the Week. UTSA collected nine C-USA weekly awards during the 2021 season.

Traylor guided the Roadrunners to a 7-5 overall record, a runner-up finish in Conference USA's West Division with a 5-2 mark and an appearance in the 2020 SERVPRO First Responder Bowl in his first season at the helm. The Roadrunners received votes in a national poll, collecting two votes for the Associated Press Top 25 following the 3-0 start, for the first time in program history and the 3-0 start and seven wins are the most by a first-year UTSA head coach.

Lucas Dean, Duplessis and McCormick received All-America accolades, while McCormick also was a finalist for the Earl Campbell Tyler Rose Award. Additionally, Duplessis (Campbell Trophy, Lou Groza) and McCormick (Doak Walker) were national award semifinalists, while Harris made the Davey O'Brien QB Class of 2020. Dean was tabbed C-USA Special Teams Player of the Year and McCormick was named C-USA Offensive Player of the Year, while a total of 23 Roadrunners were recognized by the league's head coaches, including 19 as all-conference and four on the all-freshman team. The Roadrunners collected a program-record 11 C-USA Player of the Week certificates and a trio of national player of the week accolades in McCormick (Earl Campbell Tyler Rose National Player of the Week), Dean (Ray Guy Award Punter of the Week) and Rashad Wisdom (Jim Thorpe Award Player of the Week).

UTSA student-athletes have been honored for their work in the classroom under Traylor, as well. Duplessis was the 2020-21 C-USA Football Scholar Athlete of the Year, a C-USA All-Academic Team selection and a CoSIDA Academic All-District pick. In 2021, Dean and Ahofitu Maka joined Duplessis on the C-USA All-Academic Team and CoSIDA Academic All-District First Team, with Maka earning the latter nod for the second time.

Traylor has more than 30 years of coaching experience including a highly successful 15-year career as head coach at Gilmer High School, where he led teams to three state championships and two state runner-up finishes and won more than 87% of his games, a winning percentage that ranks 10th all-time in Texas high school history.

Prior to coming to the Alamo City, the Gilmer native served as associate head coach and running backs coach for two seasons at Arkansas, where he helped sign the school's first top-20 recruiting class. Prior to that, he served in the same role at SMU for the 2017 season. He began his collegiate coaching career as the special teams

coordinator and tight ends coach at Texas in 2015 before becoming the Longhorns' associate head coach for offense and wide receivers coach the following year.

Traylor's impact on the offense was felt immediately in his first season at Arkansas, as his running backs corps racked up 1,721 yards and 11 touchdowns in 2018. The unit was led by Rakeem Boyd, who rushed for more than 100 yards in three different SEC games, including a season-best 113 against Vanderbilt. The Houston Stratford High School product took over the starting tailback role in the fifth game of the season and his most impressive stretch of the season came during a four-game stretch against Alabama, Ole Miss, Tulsa and Vanderbilt, as he topped the century mark three times and totaled 423 yards. His 102 yards against Alabama made him the first Arkansas running back to eclipse 100 yards against the Crimson Tide since Darren McFadden in 2007.

In Traylor's second season coaching the Arkansas running backs, Boyd rushed for 1,133 yards and eight touchdowns on 184 carries (6.2 avg.) to spearhead a ground game that accumulated 1,766 yards. Boyd topped 100 yards in five contests, including a season-best 185 and two scores on just eight attempts against Western Kentucky. He also rushed for 100-plus against Portland State (114), Colorado State (122), Kentucky (134) and Mississippi (114).

Prior to his time at Arkansas, Traylor spent the 2017 season as associate head coach and running backs coach at SMU under Chad Morris. He also served as the Mustangs' interim coach before joining Morris' staff at Arkansas.

During his one year at SMU, Traylor's running backs piled up 2,223 yards on the ground. Three players rushed for 500-plus yards, with Xavier Jones leading the group at 1,075. The Mustangs topped the 200-yard mark on the ground six times, including a season-best 311 in a win against Arkansas State. SMU ranked in the top 20 nationally in several offensive categories, including 12th in scoring offense and 15th in total offense.

Prior to his time in Dallas, Traylor spent two seasons at Texas. He was the tight ends coach and special teams coordinator in 2015 and then the associate head for offense and wide receivers coach in 2016, when the Longhorns boasted the nation's No. 16-ranked offense that averaged 491.3 yards per game. During his time as the lead recruiter, he helped the Longhorns sign the No. 7-ranked recruiting class in the country in back-to-back years and was named Scout.com's Big 12 Recruiter of the Year. He recruited punter Michael Dickson, who went on to earn multiple All-America honors, win Big 12 Conference Special Teams Player of the Year in 2016 and 2017 as well as the 2017 Ray Guy Award, and currently punts for the Seattle Seahawks.

Traylor built his hometown program into a prep powerhouse during his 15-year tenure leading the Buckeyes.

A four-time Texas High School Coach of the Year, he posted a 175-26 record (.871 winning percentage) and led Gilmer to five state championship game appearances, three state titles (2004, '09, '14) and 12 district crowns. The Buckeyes turned in a pair of perfect 16-0 seasons, won 10-or-more games 11 times and registered seven 13-win seasons and three 15-win campaigns during his career.

In 2014, his undefeated Class 4A Division II state championship team boasted one of the most prolific offenses in Texas prep history. Gilmer scored 950 points, the second-most in state history, averaging 59.4 points and 536.1 yards over the 16-game season. The Buckeyes topped 60 points nine times, including two 80-point performances. Gilmer also averaged 536.1 total yards per game (8,577 yards) behind a balanced 293.9 passing yards and 242.1 rushing yards per contest. The defense was equally dominant, allowing only 276 points (17.3) with five single-digit efforts and two shutouts, while recording 23 interceptions and forcing 17 fumbles. Gilmer closed out the season with a win over West Orange-Stark and had eight different players earn 4A All-State honors from either the Associated Press or Texas Sports Writers Association.

Gilmer's two other state titles under Traylor both came in Class 3A in 2004 (Division II) and 2009 (Division I), before the change in class structure in Texas high school football moved the school into 4A. After 15 years on its sidelines, Gilmer renamed Buckeye Stadium to Jeff Traylor Stadium to honor his successful career.

Inducted into the East Texas Coaches Association Hall of Honor in 2019, Traylor has received numerous coaching honors, including being named Coach of the Decade (2000s) by the Tyler Morning Telegraph. He is a 12-time District Coach of the Year, four-time East Texas Coach of the Year and a four-time Ted Jeffries Award winner. He has received the Carl Padilla Coach of the Year, KYKX Coach of the Year and Old Coach Network Coach of the Year awards twice each.

Traylor began his coaching career as an assistant coach at Big Sandy High School in 1990-93 before a seven-year stint (1994-2000) at Jacksonville High School where he served as passing coordinator, defensive backs coach, receivers coach and special teams coordinator. There, he helped coach future NFL quarterbacks Josh McCown and Luke McCown and former Texas A&M standout signal-caller Randy McCown.

A 1986 graduate of Gilmer High School, Traylor earned both undergraduate (1990) and graduate (2002) degrees in education from Stephen F. Austin while playing football as a walk-on.

He and his wife, Cari, have three children: Jordan, Jacob and Jaci.

« 2021 UTSA ROSTER »

ALPHABETICAL

Name	#
Josh Adkins	8
Rudy Aleman Jr.	71
Demetris Allen	73
Ernesto Almaraz	64
Kevorian Barnes	31
Walker Baty	97
Trumane Bell II	49
Myles Benning	37
Sean Berry	36
Tre'Von Bradley	81
Brenden Brady	5
Brandon Brown	90
Jordan Brown	63
Spencer Burford	74
Caleb Cantrell	53
Oscar Cardenas	84
JayVeon Cardwell	16
Joshua Cephus	2
Clifford Chattman	10
De'Corian Clark	88
Christian Clayton	95
Gregory Clayton Jr.	83
Kaedric Cobbs	17
Cade Coltenback	52
Ke'Chawn Compton	45
Je'Vaun Dabon	28
BJ. Daniels	33
Lorenzo Dantzler	6
Isaiah Davis	14
Kevin Davis	61
Lucas Dean	35
Dan Dishman	80
Hunter Duplessis	5
Kyle Eaves	29
Denzel Feaster	20
Zakhari Franklin	4
Jalyn Galmore	70
Karch Gardiner	32
Ronnie Garza	79
River Gordon	72
Peter Gray	86
Dywan Griffin	14
De'Marco Guidry	41
Ronald Gurley	35
Trevor Harmanson	15
Frank Harris	0
Makai Hart	77
Nate Hawkins	37
Jaylon Haynes	1
Terrell Haynes	58
DeQuarius Henry	45
Clarence Hicks	9
Caden Holt	32
Allen Horace II	16
JaCorey Hyder	34

NUMERICAL

#	Name	Pos.	Ht.	Wt.	Yr.-Exp.	Hometown (High School/Previous School[s])
0	Frank Harris	QB	6-0	200	Sr.-2L	Schertz, Texas (Clemens HS)
0	Rashad Wisdom	S	5-9	205	Jr.-2L	Converse, Texas (Judson HS)
1	Jaylon Haynes	DL	6-2	300	Sr.-4L	Wharton, Texas (Wharton HS)
1	Leroy Watson	TE	6-5	275	Sr.-2L	Snellville, Ga. (Shiloh HS/Hutchinson [Kan.] CC)
2	Joshua Cephus	WR	6-3	190	Jr.-2L	Houston, Texas (Dekaney HS)
2	Charles Wiley	OLB	6-3	255	Sr.-1L	Stockbridge, Ga. (Stockbridge HS/Mississippi)
3	Sincere McCormick	RB	5-9	205	Jr.-2L	Converse, Texas (Judson HS)
3	Tariq Woolen	CB	6-4	205	Sr.-3L	Fort Worth, Texas (Arlington Heights HS)
4	Zakhari Franklin	WR	6-1	185	Jr.-2L	Cedar Hill, Texas (Cedar Hill HS)
4	Antonio Parks	S	5-8	190	Sr.-2L	Reserve, La. (East St. John HS/Arizona)
5	Brenden Brady	RB	5-11	215	Sr.-3L	Cibolo, Texas (Steele HS)
5	Hunter Duplessis	PK/P	5-9	190	Sr.-3L	San Antonio, Texas (Cole HS)
6	Lorenzo Dantzler	DL	6-1	260	Sr.-3L	Starkville, Miss. (Starkville HS/East Mississippi CC)
7	Dadrian Taylor	OLB	5-11	175	Sr.-3L	Shiner, Texas (Shiner HS)
8	Josh Adkins	QB	6-2	220	Sr.-1L	Bulverde, Texas (Smithson Valley HS/New Mexico State)
8	Jamal Ligon	ILB	6-2	220	So.-1L	Tyler, Texas (Lee HS)
9	Clarence Hicks	OLB	6-2	225	Sr.-2L	Pensacola, Fla. (Pine Forest HS/Hutchinson [Kan.] CC)
10	Clifford Chattman	S	6-5	190	Sr.-TR	New Orleans, La. (McDonogh 35 HS/Texas A&M)
10	Lowell Narcisse	QB	6-2	255	Sr.-2L	Vacherie, La. (St. James HS/LSU/Mississippi Gulf Coast CC)
11	Kelechi Nwachuku	S	6-0	210	Jr.-2L	McAllen, Texas (Memorial HS)
11	Tykee Ogle-Kellogg	WR	6-5	200	Jr.-2L	Alcoa, Tenn. (Alcoa HS)
12	Eddie Lee Marburger	QB	6-1	205	Fr.-HS	McAllen, Texas (Sharyland Pioneer HS)
12	Donyai Taylor	OLB	6-1	205	So.-1L	Shiner, Texas (Shiner HS)
13	Sheldon Jones	WR	5-9	160	Sr.-3L	New Orleans, La. (Warren Easton HS)
13	Jahmal Sam	S	5-9	185	So.-1L	New Orleans, La. (Warren Easton HS)
14	Isaiah Davis	WR	6-1	195	So.-1L	El Paso, Texas (Pebble Hills HS)
14	Dywan Griffin	CB	5-11	180	Jr.-2L	New Orleans, La. (Landry-Walker HS)
15	Trevor Harmanson	ILB	6-3	225	Sr.-2L	Dickinson, Texas (Dickinson HS/Blinn CC)
15	Cade Stoeber	WR	5-10	190	Jr.-1L	Wimberley, Texas (Wimberley HS)
16	JayVeon Cardwell	CB	5-11	195	Jr.-1L	Cibolo, Texas (Steele HS/Oklahoma State)
16	Allen Horace II	TE	6-4	250	So.-1L	Crockett, Texas (Crockett HS)
16	Dru Prox	ILB	6-2	225	Sr.-TR	Kaufman, Texas (Kaufman HS/Kansas)
17	Kaedric Cobbs	RB	5-10	210	So.-1L	Denton, Texas (Guyer HS)
17	Asyrus Simon	DL	6-4	265	So.-1L	Humble, Texas (Atascocita HS)
18	Malik Jones	OLB	6-2	190	So.-TR	Grenada, Miss. (Grenada HS/Mississippi Gulf Coast CC)
18	Cam Peters	QB	6-4	205	Fr.-SQ	Stafford, Texas (Stafford HS)
19	Zach Rangel	QB	6-2	205	Jr.-SQ	Austin, Texas (Stony Point HS/Mt. San Antonio [Calif.] College)
19	Julon Williams	WR	5-9	190	Jr.-1L	Converse, Texas (Judson HS/Houston)
20	Denzel Feaster	ILB	6-3	225	Sr.-TR	Austin, Texas (Manor HS/Kansas)
20	Cameron Wilkins	ILB	6-2	230	Sr.-TR	Del Valle, Texas (Del Valle HS/Missouri)
21	Ken Robinson	CB	5-11	175	So.-1L	Grand Prairie, Texas (South Grand Prairie HS)
21	Justin Rodriguez	RB	5-7	180	Fr.-SQ	San Antonio, Texas (Johnson HS)
22	Ryan Shockency	S	6-0	185	Jr.-1L	Rosenberg, Texas (Lamar Consolidated HS/Mary Hardin-Baylor)
23	Xavier Spencer	CB	6-1	185	So.-1L	Converse, Texas (Judson HS)
24	Jalen Rainey	CB	6-4	200	Fr.-HS	San Antonio, Texas (Brandeis HS)
24	Dre Spriggs	WR	6-3	170	Fr.-HS	San Antonio, Texas (Harlan HS)
25	Avery Morris	ILB	6-2	225	So.-1L	Humble, Texas (Atascocita HS)
26	Corey Mayfield Jr.	CB	5-11	190	Sr.-3L	Forney, Texas (North Forney HS)
27	Jarrett Preston	S	6-0	190	Jr.-2L	Missouri City, Texas (Ridge Point HS)
28	Je'Vaun Dabon	S	6-1	180	So.-1L	Houston, Texas (Cypress Ridge HS)
28	Jaylon Lott	RB	6-0	215	So.-1L	Carrollton, Texas (Hebron HS)
29	Kyle Eaves	WR	5-9	145	Fr.-SQ	Austin, Texas (Lake Travis HS)
29	Xavier Player	CB	6-0	175	Fr.-TR	Cibolo, Texas (Steele HS/Oklahoma State/Blinn JC)
30	De'Anthony Lewis	RB	6-1	195	Fr.-HS	Converse, Texas (Judson HS)
31	Kevorian Barnes	RB	5-10	195	Fr.-HS	San Augustine, Texas (San Augustine HS)
32	Karch Gardiner	WR	5-9	180	So.-TR	El Paso, Texas (Del Valle HS/Arkansas)
32	Caden Holt	ILB	6-1	215	Fr.-HS	New Braunfels, Texas (Canyon HS)
33	BJ. Daniels	RB	6-1	210	Sr.-4L	Melbourne, Fla. (Palm Bay HS)
33	Lamonte McDougle	DL	6-0	290	Jr.-TR	Pompano Beach, Fla. (Deerfield Beach HS/Washington State)
34	Colby McBerty	P/PK	6-5	180	Fr.-SQ	College Station, Texas (A&M Consolidated HS)
34	JaCorey Hyder	TE	6-3	245	Fr.-HS	Woodville, Texas (Woodville HS)
35	Lucas Dean	P	6-2	205	Jr.-2L	Dunsborough, Australia (St Mary MacKillop College)
35	Ronald Gurley	S	6-2	210	Fr.-SQ	Killeen, Texas (Harker Heights HS)
36	Sean Berry	CB	5-10	175	So.-1L	Dallas, Texas (Wilson HS)
37	Myles Benning	TE	6-0	250	Sr.-2L	The Colony, Texas (The Colony HS/Navy)
37	Nate Hawkins	ILB	6-0	220	Fr.-SQ	Katy, Texas (Seven Lakes HS)
38	Tyler Mahnke	ILB	6-3	235	Sr.-3L	San Jose, Calif. (Round Rock [Texas] HS)
39	Kyle Wakefield	ILB	6-0	210	Jr.-SQ	Austin, Texas (Lake Travis HS/Trinity Valley CC)

« 2021 UTSA ROSTER »

ALPHABETICAL

Name	#
Malik Jones	18
Jaden Jones	50
Sheldon Jones	13
Ethan Laing	91
Luke Lapeze	76
Caleb Lewis	54
De'Anthony Lewis	30
Kennedy Lewis	85
Jamal Ligon	8
Jaylon Lott	28
Tyler Mahnke	38
Ahofitu Maka	55
Eddie Lee Marburger	12
Frankie Martinez	68
Brandon Matterson	99
Corey Mayfield Jr.	26
Colby McBerty	34
Sincere McCormick	3
Lamonte McDougle	33
Trey Moore	56
Avery Morris	25
Lowell Narcisse	10
Kelechi Nwachuku	11
Tykee Ogle-Kellogg	11
Everett Ornstein	92
Antonio Parks	4
Dominic Pastucci	66
Cam Peters	18
Xavier Player	29
Jarrett Preston	27
Dru Prox	16
Jalen Rainey	24
Jaren Randle	82
Zach Rangel	19
Robert Rigsby	62
Jimmori Robinson	40
Ken Robinson	21
Justin Rodriguez	21
Brandon Rolfe	75
Jahmal Sam	13
Daniel Santallana	78
Kamron Scott	65
Gavin Sharp	87
Ryan Shockency	22
Asyrus Simon	17
Xavier Spencer	23
Dre Spriggs	24
Cade Stoeber	15
Dadrian Taylor	7
Donyai Taylor	12
Ronald Triplette	44
Kyle Wakefield	39
Leroy Watson	1
Charles Wiley	2
Cameron Wilkins	20
Julon Williams	19
Monte Williams	69
Rashad Wisdom	0
Tariq Woolen	3
Alex Wyant	56

NUMERICAL

#	Name	Pos.	Ht.	Wt.	Yr.-Exp.	Hometown (High School/Previous School[s])
40	Jimmori Robinson	OLB	6-6	235	So.-TR	Alexandria, Va. (Hayfield Secondary HS/Monroe [N.Y.] College)
41	De'Marco Guidry	ILB	6-0	220	Sr.-2L	La Marque, Texas (La Marque HS)
44	Ronald Triplette	DL	6-2	260	Fr.-TR	Houston, Texas (Shadow Creek HS/Kansas State)
45	Ke'Chawn Compton	TE	6-2	240	Jr.-SQ	Beaumont, Texas (Central HS)
45	DeQuarius Henry	OLB	6-3	240	Sr.-4L	Houston, Texas (Sharpstown HS)
49	Trumane Bell II	DL	6-2	255	Jr.-2L	Dallas, Texas (Lake Highlands HS)
50	Jaden Jones	DL	6-2	300	Fr.-SQ	San Antonio, Texas (East Central HS)
52	Cade Collenback	LS	6-2	240	Jr.-1L	San Antonio, Texas (O'Connor HS/Tyler JC)
53	Caleb Cantrell	LS	5-11	215	Sr.-2L	Hurst, Texas (Birdville HS/Wyoming)
54	Caleb Lewis	OLB	6-3	225	Fr.-HS	Cibolo, Texas (Steele HS)
55	Ahofitu Maka	OL	6-3	335	Sr.-2L	Honolulu, Hawai'i (Punahou HS/Independence [Kan.] CC)
56	Trey Moore	OLB	6-2	250	Fr.-HS	Spring Branch, Texas (Smithson Valley HS)
56	Alex Wyant	OL	6-5	310	Jr.-TR	Santa Ana, Calif. (Foothill HS/Orange Coast College/UConn)
58	Terrell Haynes	OL	6-3	340	Jr.-2L	Arlington, Texas (Seguin HS)
61	Kevin Davis	OL	6-3	335	Sr.-3L	Angleton, Texas (Angleton HS)
62	Robert Rigsby	OL	6-4	330	Fr.-HS	Converse, Texas (Judson HS)
63	Jordan Brown	OL	6-3	325	Fr.-SQ	Manvel, Texas (Manvel HS)
64	Ernesto Almaraz	OL	6-2	295	Jr.-1L	Los Angeles, Calif. (Salesian HS/East Los Angeles College)
65	Kamron Scott	OL	6-4	340	Fr.-HS	Converse, Texas (Judson HS)
66	Dominic Pastucci	OL	6-5	315	Sr.-4L	Pflugerville, Texas (Hendrickson HS)
68	Frankie Martinez	OL	6-3	295	Fr.-HS	San Antonio, Texas (East Central HS)
69	Monte Williams	OL	6-2	310	So.-1L	Mesquite, Texas (Horn HS)
70	Jalyn Galmore	OL	6-5	295	Sr.-2L	Batesville, Miss. (South Panola HS/Itawamba [Miss.] CC)
71	Rudy Aleman Jr.	OL	6-1	315	Jr.-SQ	San Antonio, Texas (Warren HS)
72	River Gordon	OL	6-4	305	Fr.-HS	Mansfield, Texas (Mansfield HS)
73	Demetris Allen	OL	6-3	285	So.-1L	Hattiesburg, Miss. (Hattiesburg HS)
74	Spencer Burford	OL	6-5	295	Sr.-3L	San Antonio, Texas (Wagner HS)
75	Brandon Rolfe	OL	6-3	310	Sr.-1L	Dallas, Texas (Commerce HS/Ellsworth [Iowa] CC)
76	Luke Lapeze	OL	6-5	305	Fr.-HS	Humble, Texas (Summer Creek HS)
77	Makai Hart	OL	6-4	300	Sr.-1L	Clinton, Iowa (Clinton HS/Trinity Valley [Texas] CC)
78	Daniel Santallana	OL	6-3	295	Fr.-SQ	San Antonio, Texas (East Central HS)
79	Ronnie Garza	OL	6-6	295	Fr.-HS	Edinburg, Texas (Velo HS)
80	Dan Dishman	TE	6-5	235	Fr.-SQ	Seabrook, Texas (Clear Falls HS)
81	Tre'Von Bradley	WR	6-1	185	Jr.-TR	Cleburne, Texas (Cleburne HS/Houston)
82	Jaren Randle	WR	6-2	185	Fr.-SQ	San Antonio, Texas (Johnson HS)
83	Gregory Clayton Jr.	WR	5-10	180	Sr.-1L	Convent, La. (Luther HS/Trinity Valley [Texas] CC)
84	Oscar Cardenas	TE	6-4	275	So.-1L	San Antonio, Texas (Brandeis HS)
85	Kennedy Lewis	WR	6-3	190	Fr.-TR	Melissa, Texas (Melissa HS/Texas)
86	Peter Gray	TE	6-4	250	Jr.-1L	Tupelo, Miss. (Tupelo HS)
87	Gavin Sharp	TE	6-5	235	Sr.-3L	Leander, Texas (Rouse HS)
88	De'Corian Clark	WR	6-2	210	Jr.-2L	Fort Worth, Texas (Wyatt HS)
90	Brandon Brown	DL	6-2	305	Fr.-TR	Katy, Texas (Morton Ranch HS/Tulane)
91	Ethan Laing	P	5-11	190	Fr.-HS	Boerne, Texas (Champion HS)
92	Everett Ornstein	PK	6-0	175	So.-1L	Houston, Texas (Langham Creek HS)
95	Christian Clayton	DL	6-2	275	So.-1L	Fort Worth, Texas (South Hills HS)
97	Walker Baty	DL	6-3	290	So.-1L	Liberty Hill, Texas (Liberty Hill HS)
99	Brandon Matterson	DL	6-2	290	Sr.-3L	San Antonio, Texas (Brandeis HS)

PRONUNCIATION GUIDE

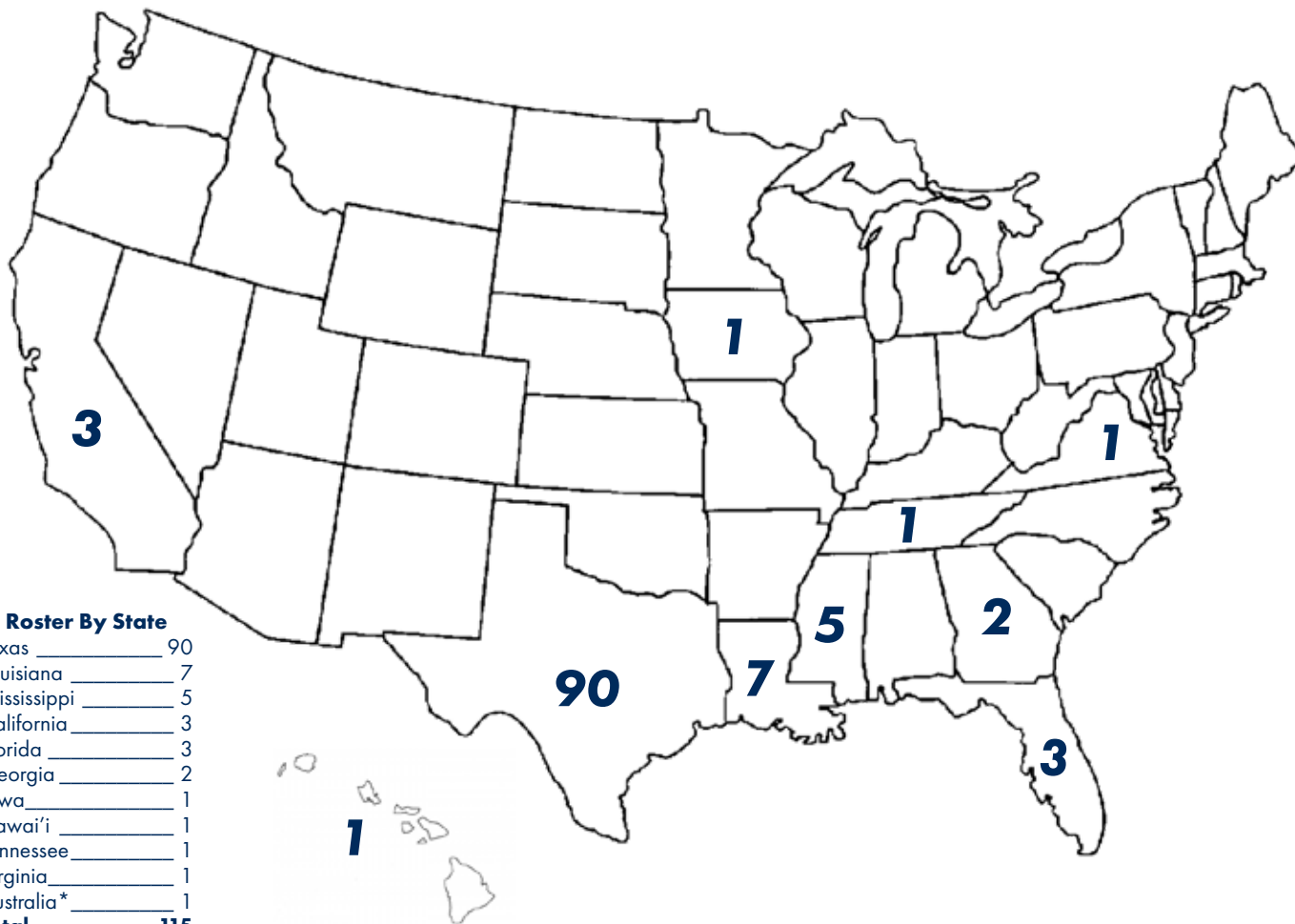
Rudy **Aleman Jr.** ALL-eh-mahn
 Ernesto **Almaraz** all-mah-RAHS
Kevorian Barnes key-VORE-ee-ahn
 Walker **Baty** BAE-tee
Tre'Von Bradley TRAY-vahn
 Spencer **Burford** BUR-ferd
 Caleb **Cantrell** CAN-trell
 Oscar **Cardenas** CAR-den-ahs
 Joshua **Cephus** SEE-fuss
Kaedric Cobbs KAY-drick
Ke'Chawn Compton KEY-shawn
Je'Vaun Dabon jah-VAHN day-BAHN
 Hunter **Duplessis** due-PLESS-iss
Zakhari Franklin zah-CAR-ee
Dywan Griffin dah-WAHN
Makai Hart mah-KYE
DeQuarius Henry deh-QUARE-ee-us
 Jamal **Ligon** LIGG-in

Tyler **Mahnke** MAHN-key
Ahofitu Maka ah-ho-FEE-too MAH-kah
Lamonte McDougle lah-MONT mc-DOO-gull
Lowell Narcisse low-ELL NAR-cess
Kelechi Nwachuku keh-LETC-ee wah-CHOO-koo
 Everett **Ornstein** ORN-steen
 Dominic **Pastucci** pass-TOO-chee
 Xavier **Player** EX-ave-yer
Jimmori Robinson jih-MORE-ee
 Brandon **Rolfe** (rhymes with golf)
 Daniel **Santallana** san-tah-YAHN-ah
Jahmal Sam jah-MALL
Asyrus Simon ah-CY-russ
 Xavier **Spencer** EX-ave-yer
 Cade **Stoeber** STOW-ver
Dadrian Taylor DAY-dree-uhn
Donyai Taylor DON-yay
Julon Williams jue-LAHN
Tariq Woolen tah-REEK

Coaching Staff
 Barry **Lunney Jr.** LUNN-ee
 Jess **Loepp** LEPP
 Brad **Sherrad** shah-ROD
 Will **Stein** STINE
 Ryan **Filo** FIE-low

Hometowns
 Beaumont BO-mont
 Boerne BURN-ee
 Bulverde bull-VUR-dee
 Cibolo CIB-oh-lo
 La Marque lah-MARK
 Pflugerville FLEW-ger-vill
 Schertz SHIRTS
 Vacherie VACH-uh-ree

« 2021 UTSA ROSTER BREAKDOWN »



Super Seniors (12)

Myles Benning
 B.J. Daniels
 Lorenzo Dantzler
 Hunter Duplessis
 Jalyn Galmore
 Jaylon Haynes
 DeQuarius Henry
 Clarence Hicks
 Antonio Parks
 Dominic Pastucci
 Leroy Watson
 Charles Wiley

Seniors (24)

Josh Adkins
 Brenden Brady
 Spencer Burford
 Caleb Cantrell
 Clifford Chattman
 Gregory Clayton Jr.
 Kevin Davis
 Denzel Feaster
 De'Marco Guidry
 Trevor Harmanson
 Frank Harris
 Makai Hart
 Sheldon Jones
 Tyler Mahnke
 Ahofitu Maka
 Brandon Matterson

Corey Mayfield Jr.
 Lowell Narcisse
 Dru Prox
 Brandon Rolfe
 Gavin Sharp
 Dadrian Taylor
 Cameron Wilkins
 Tariq Woolen

Juniors (26)

Rudy Aleman Jr.
 Ernesto Almaraz
 Trumane Bell II
 Tre'Von Bradley
 JayVeon Cardwell
 Joshua Cephus
 De'Corian Clark
 Cade Collenback
 Ke'Chawn Compton
 Lucas Dean
 Zakhari Franklin
 Peter Gray
 Dywan Griffin
 Terrell Haynes
 Sincere McCormick
 Lamonte McDougle
 Kelechi Nwachuku
 Tykee Ogle-Kellogg
 Jarrett Preston
 Zach Rangel
 Ryan Shockency

Cade Stoever
 Kyle Wakefield
 Julon Williams
 Rashad Wisdom
 Alex Wyant

Sophomores (23)

Demetris Allen
 Walker Baty
 Sean Berry
 Oscar Cardenas
 Christian Clayton
 Kaedric Cobbs
 Je'Vaun Dabon
 Isaiah Davis
 Karch Gardiner
 Allen Horace II
 Malik Jones
 Jamal Ligon
 Jaylon Lott
 Colby McBerty
 Avery Morris
 Everett Ornstein
 Jimmori Robinson
 Ken Robinson
 Jahmal Sam
 Asyrus Simon
 Xavier Spencer
 Donyai Taylor
 Monte Williams

Freshmen (30)

Kevarian Barnes
 Brandon Brown
 Jordan Brown
 Dan Dishman
 Kyle Eaves
 Ronnie Garza
 River Gordon
 Ronald Gurley
 Nate Hawkins
 Caden Holt
 JaCorey Hyder
 Jaden Jones
 Ethan Laing
 Luke Lapeze
 Caleb Lewis
 De'Anthony Lewis
 Kennedy Lewis
 Eddie Lee Marburger
 Frankie Martinez
 Trey Moore
 Cam Peters
 Xavier Player
 Jalen Rainey
 Jaren Randle
 Robert Rigsby
 Justin Rodriguez
 Daniel Santallana
 Kamron Scott
 Dre Spriggs
 Ronald Triplette

« 2021 UTSA STARTERS BREAKDOWN »

STARTERS RETURNING (24)

OFFENSE (10)

Pos.	#	Name (2020 games/starts)	Height	Weight	Year-Exp.	Hometown (High School/Previous School)
QB	0	Frank Harris (11/10)	6-0	200	Sr.-2L	Schertz, Texas (Clemens HS)
RB	3	Sincere McCormick (11/11)	5-9	200	Jr.-2L	Converse, Texas (Judson HS)
WR	12	Joshua Cephus (12/12)	6-3	185	Jr.-2L	Spring, Texas (Dekaney HS)
WR	18	Zakhari Franklin (10/9)	6-1	185	Jr.-2L	Cedar Hill, Texas (Cedar Hill HS)
TE	4	Leroy Watson (12/11)	6-5	260	Sr.-2L	Snellville, Ga. (Shiloh HS/Hutchinson [Kan.] CC)
OL	74	Spencer Burford (11/10)	6-4	300	Sr.-3L	San Antonio, Texas (Wagner HS)
OL	61	Kevin Davis (10/10)	6-3	315	Sr.-3L	Angleton, Texas (Angleton HS)
OL	77	Makai Hart (9/8)	6-4	295	Sr.-1L	Clinton, Iowa (Clinton HS/Trinity Valley [Texas] CC)
OL	58	Terrell Haynes (11/6)	6-3	305	Jr.-2L	Arlington, Texas (Seguin HS)
C	55	Ahofitu Maka (11/11)	6-3	320	Sr.-2L	Honolulu, Hawai'i (Punahou HS/Independence [Kan.] CC)

DEFENSE (11)

Pos.	#	Name (2020 games/starts)	Height	Weight	Year-Exp.	Hometown (High School/Previous School)
DL	98	Lorenzo Dantzler (12/9)	6-2	245	Sr.-3L	Starkville, Miss. (Starkville HS/East Mississippi CC)
DL	1	Jaylon Haynes (9/8)	6-2	290	Sr.-4L	Wharton, Texas (Wharton HS)
DL	99	Brandon Matterson (10/10)	6-2	300	Sr.-3L	San Antonio, Texas (Brandeis HS)
LB	15	Trevor Harmanson (12/8)	6-3	230	Sr.-2L	Dickinson, Texas (Dickinson HS/Blinn CC)
LB	9	Clarence Hicks (12/8)	6-2	225	Sr.-2L	Pensacola, Fla. (Pine Forest HS/Hutchinson [Kan.] CC)
LB	88	Jamal Ligon (11/9)	6-3	245	So.-1L	Tyler, Texas (Lee HS)
LB	96	Charles Wiley (12/11)	6-2	245	Sr.-1L	Stockbridge, Ga. (Stockbridge HS/Mississippi)
S	4	Antonio Parks (12/10)	5-9	190	Sr.-2L	Reserve, La. (East St. John HS/Arizona)
S	0	Rashad Wisdom (12/10)	5-10	205	Jr.-2L	Converse, Texas (Judson HS)
CB	26	Corey Mayfield Jr. (12/12)	5-11	195	Sr.-3L	Forney, Texas (North Forney HS)
CB	20	Tariq Woolen (11/7)	6-5	210	Sr.-3L	Fort Worth, Texas (Arlington Heights HS)

SPECIAL TEAMS (3)

Pos.	#	Name (2020 games)	Height	Weight	Year-Exp.	Hometown (High School/Previous School)
PK	48	Hunter Duplessis (12)	5-8	200	Sr.-3L	San Antonio, Texas (Cole HS)
P	35	Lucas Dean (12)	6-2	195	Jr.-2L	Dunsborough, Australia (St Mary MacKillop College)
DS	53	Caleb Cantrell (11)	5-11	205	Sr.-2L	Hurst, Texas (Birdville HS/Wyoming)

STARTERS LOST (1)

OFFENSE (1)

Pos.	#	Name (2020 games/starts)	Height	Weight	Hometown (High School/Previous School)
WR	6	Brennon Dingle (12/7)	5-10	180	Baltimore, Md. (Perry Hall HS/UMass)

DEFENSE (0)

SPECIAL TEAMS (0)

* 2020 roster numbers used

« 2021 UTSA DEPTH CHART »

(as of Dec. 14)

OFFENSE \ \ MULTIPLE	
LEFT TACKLE	
74	Spencer Burford, 6-5, 295, Sr.-3L [44/42]
70	Jalyn Galmore, 6-5, 295, *Sr.-2L [20/8]
LEFT GUARD	
58	Terrell Haynes, 6-3, 340, Jr.-2L [36/19]
73	Demetris Allen, 6-3, 285, So.-1L [15/3]
or 75	Brandon Rolfe, 6-3, 310, Sr.-1L [21/7]
CENTER	
55	Ahofitu Maka, 6-3, 335, Sr.-2L [36/36]
64	Ernesto Almaraz, 6-4, 280, So.-TR [8/0]
RIGHT GUARD	
61	Kevin Davis, 6-3, 335, Sr.-3L [40/40]
66	Dominic Pastucci, 6-5, 315, *Sr.-4L [55/11]
RIGHT TACKLE	
77	Makai Hart, 6-4, 300, Sr.-1L [20/19]
68	Frankie Martinez, 6-3, 295, Fr.-HS [8/0]
QUARTERBACK	
0	Frank Harris, 6-0, 200, Sr.-2L [28/27]
8	Josh Adkins, 6-2, 220, Sr.-1L [11/1]
10	Lowell Narcisse, 6-2, 255, Sr.-2L [15/8]
TAILBACK	
3	Sincere McCormick, 5-9, 205, Jr.-2L [36/35]
5	Brenden Brady, 5-11, 215, Sr.-3L [37/3]
or 33	B.J. Daniels, 6-2, 205, Sr.-3L [58/1]
WIDE RECEIVER (X)	
88	De'Corian Clark, 6-2, 210, Jr.-2L [34/10]
81	Tre'Von Bradley, 6-1, 185, Jr.-TR [12/1]
WIDE RECEIVER (F)	
2	Joshua Cephus, 6-3, 190, Jr.-2L [37/30]
15	Cade Stoever, 5-10, 190, Jr.-1L [10/0]
WIDE RECEIVER (Z)	
4	Zakhari Franklin, 6-1, 185, Jr.-2L [31/25]
13	Sheldon Jones, 5-9, 160, Sr.-3L [47/18]
or 11	Tykee Ogle-Kellogg, 6-5, 200, Jr.-2L [30/6]
TIGHT END (Y)	
1	Leroy Watson, 6-5, 275, *Sr.-2L [37/34]
84	Oscar Cardenas, 6-4, 275, So.-1L [29/4]
or 87	Gavin Sharp, 6-5, 235, Sr.-3L [41/14]
80	Dan Dishman, 6-5, 235, Fr.-SQ [7/0]

DEFENSE // 3-4	
DEFENSIVE END	
6	Lorenzo Dantzler, 6-1, 260, *Sr.-2L [48/29]
49	Trumane Bell II, 6-2, 255, Jr.-2L [37/0]
or 17	Asyrus Simon, 6-4, 265, So.-1L [15/1]
NOSEGUARD	
90	Brandon Brown, 6-2, 305, Fr.-TR [13/6]
33	Lamonte McDougale, 6-0, 290, Jr.-TR [11/0]
DEFENSIVE END	
1	Jaylon Haynes, 6-2, 300, *Sr.-4L [50/33]
95	Christian Clayton, 6-2, 275, So.-1L [28/0]
or 99	Brandon Matterson, 6-2, 290, Sr.-3L [42/16]
OUTSIDE LINEBACKER (WILL)	
2	Charles Wiley, 6-3, 255, *Sr.-TR [25/24]
45	DeQuarius Henry, 6-3, 240, *Sr.-2L [52/1]
or 40	Jimkori Robinson, 6-6, 235, So.-TR [3/0]
INSIDE LINEBACKER	
15	Trevor Harmanson, 6-3, 225, Sr.-2L [37/32]
38	Tyler Mahanke, 6-3, 235, Sr.-3L [47/3]
or 16	Dru Prox, 6-2, 225, Sr.-TR [9/1]
INSIDE LINEBACKER	
8	Jamal Ligon, 6-2, 220, So.-1L [22/19]
20	Denzel Feaster, 6-2, 225, Sr.-TR [13/2]
or 25	Avery Morris, 6-2, 225, So.-1L [15/0]
OUTSIDE LINEBACKER (SAM)	
9	Clarence Hicks, 6-2, 225, *Sr.-2L [37/20]
or 7	Dadrian Taylor, 5-11, 175, Sr.-2L [45/9]
12	Donyai Taylor, 6-1, 205, So.-1L [25/0]
SAFETY	
4	Antonio Parks, 5-8, 190, Sr.-2L [36/23]
11	Kelechi Nwachuku, 6-0, 210, Jr.-2L [40/8]
SAFETY	
0	Rashad Wisdom, 5-9, 205, So.-1L [37/35]
13	Jahmal Sam, 5-9, 185, So.-HS [19/2]
CORNERBACK	
21	Ken Robinson, 5-11, 175, So.-1L [26/10]
or 3	Tariq Woolen, 6-4, 205, Sr.-3L [41/21, 16-CB]
13	Jahmal Sam, 5-9, 185, So.-HS [19/2]
CORNERBACK	
26	Corey Mayfield Jr., 5-11, 190, Sr.-3L [46/34]
23	Xavier Spencer, 6-1, 185, So.-1L [23/0]
29	Xavier Player, 6-0, 175, Fr.-TR [8/0]

[#/#] denotes number of UTSA career games played/starts • or - players are listed in alphabetical order by last name • * - denotes super senior

SPECIAL TEAMS	
PLACE-KICKER	
5	Hunter Duplessis, 5-9, 190, *Sr.-3L [47]
92	Everett Orstein, 6-0, 175, So.-1L [8]
HOLDER	
35	Lucas Dean, 6-2, 205, Jr.-2L [37]
2	Joshua Cephus, 6-3, 190, Jr.-2L [37]
LONG SNAPPER	
53	Caleb Cantrell, 5-11, 215, Sr.-2L [34]
52	Cade Colenback, 6-2, 240, Jr.-1L [5]
PUNTER	
35	Lucas Dean, 6-2, 205, Jr.-2L [37]
5	Hunter Duplessis, 5-9, 190, *Sr.-3L [47]

PUNT RETURN	
13	Sheldon Jones, 5-9, 160, Sr.-3L [47]
or 15	Cade Stoever, 5-10, 190, Jr.-1L [10]
KICKOFF	
5	Hunter Duplessis, 5-9, 190, *Sr.-3L [47]
or 92	Everett Orstein, 6-0, 175, So.-1L [8]
KICK RETURN	
7	Dadrian Taylor, 5-11, 175, Sr.-3L [45]
33	B.J. Daniels, 6-1, 210, *Sr.-4L [58]

« 2021 UTSA STATISTICS »

SCHEDULE/RESULTS

Date	Opponent	Result	Score	Record	Time	Attend
Sept. 4	at Illinois	W	37-30	1-0	3:32	33,906
Sept. 11	LAMAR	W	54-0	2-0	2:55	16,229
Sept. 18	MIDDLE TENNESSEE *	W	27-13	3-0, 1-0	3:21	16,202
Sept. 25	at Memphis	W	31-28	4-0	3:23	29,264
Oct. 2	UNLV	W	24-17	5-0	3:12	20,154
Oct. 9	at WKU *	W	52-46	6-0, 2-0	3:39	15,243
Oct. 16	RICE *	W	45-0	7-0, 3-0	2:54	27,515
Oct. 23	at Louisiana Tech *	W	45-16	8-0, 4-0	3:13	18,314
Nov. 6	at UTEP *	W	44-23	9-0, 5-0	3:21	31,658
Nov. 13	SOUTHERN MISS *	W	27-17	10-0, 6-0	3:39	30,105
Nov. 20	UAB	W	34-31	11-0, 7-0	3:28	35,147
Nov. 27	at North Texas	L	23-45	11-1, 7-1	3:14	16,933
Dec. 3	WKU ^	W	49-41	12-1	3:49	41,148

*Conference USA game

^ 2021 Ryan Conference USA Championship Game

TEAM STATISTICS

TEAM STATISTICS	UTSA	OPP
SCORING	492	307
POINTS PER GAME	37.8	23.6
POINTS OFF TURNOVERS	93	24
FIRST DOWNS	299	248
RUSHING	128	95
PASSING	146	131
PENALTY	25	22
RUSHING YARDAGE	2,452	1,450
YARDS GAINED RUSHING	2,745	1,906
YARDS LOST RUSHING	293	456
RUSHING ATTEMPTS	532	449
AVERAGE PER RUSH	4.6	3.2
AVERAGE PER GAME	188.6	111.5
TDS RUSHING	25	13
PASSING YARDAGE	3,306	3,279
COMP-ATT-INT	267-408-5	233-399-12
AVERAGE PER PASS	8.1	8.2
AVERAGE PER CATCH	12.4	14.1
AVERAGE PER GAME	254.3	252.2
TDS PASSING	29	24
TOTAL OFFENSE	5,758	4,729
TOTAL PLAYS	940	848
AVERAGE PER PLAY	6.1	5.6
AVERAGE PER GAME	442.9	363.8
KICK RETURNS: #-YARDS	8-198	40-909
PUNT RETURNS: #-YARDS	26-282	13-67
INT RETURNS: #-YARDS	12-200	5-118
KICK RETURN AVERAGE	24.8	22.7
PUNT RETURN AVERAGE	10.8	5.2
INT RETURN AVERAGE	16.7	23.6
FUMBLES-LOST	19-7	27-14
PENALTIES-YARDS	62-633	98-782
AVERAGE PER GAME	48.7	60.2
PUNTS-YARDS	44-1,996	65-2,847
AVERAGE PER PUNT	45.4	43.8
NET PUNT AVERAGE	42.9	39.2
KICKOFFS-YARDS	96-5,925	63-3,892
AVERAGE PER KICK	61.7	61.8
NET KICK AVERAGE	41.3	41.2
TIME OF POSSESSION/GAME	30:09	29:51
3RD-DOWN CONVERSIONS	85/189	65/177
3RD-DOWN PCT	45%	37%
4TH-DOWN CONVERSIONS	12/20	10/19
4TH-DOWN PCT	60%	53%
SACKS BY-YARDS	32-248	19-116
MISC YARDS	0	0
TOUCHDOWNS SCORED	60	39
FIELD GOALS-ATTEMPTS	24-30	13-20
ON-SIDE KICKS	1-0	0-1
RED-ZONE SCORES	(53-59) 90%	(31-40) 77%
RED-ZONE TOUCHDOWNS	(36-59) 61%	(21-40) 52%
PAT-ATTEMPTS	(60-60) 100%	(32-33) 97%
ATTENDANCE	186,500	145,318
GAMES/AVG PER GAME	7/26,643	6/24,220
NEUTRAL SITE GAMES		0/0

RECORD BREAKDOWN

Overall	12-1
Conference USA	7-1
Non-conference	5-0
Home	7-0
Away	5-1
Neutral	0-0
Day	3-1
Night	9-0
Indoor	7-0
Outdoor	5-1
Artificial surface	12-1
Natural grass	0-0
Win coin toss	5-1
Lose coin toss	7-0
Televised	12-1
Score first	8-0
Opponent scores first	4-1
Leading after 1st quarter	7-0
Trailing after 1st quarter	3-1
Tied after 1st quarter	2-0
Leading at half	9-0
Trailing at half	2-1
Tied at half	1-0
Leading after 3rd quarter	10-0
Trailing after 3rd quarter	1-1
Tied after 3rd quarter	1-0

SCORE BY QUARTERS

	1st	2nd	3rd	4th	Total
UTSA	112	154	107	119	492
Opp.	95	71	64	77	307

« 2021 UTSA INDIVIDUAL STATISTICS »

RUSHING

Player	G	Att	Gain	Loss	Net	Avg	TD	Long	Avg/G
Sincere McCormick	13	298	1,531	52	1,479	5.0	15	81	113.8
Frank Harris	13	105	683	118	565	5.4	6	69	43.5
Brenden Brady	7	49	243	11	232	4.7	3	56	33.1
B.J. Daniels	13	34	182	21	161	4.7	1	28	12.4
Jaylon Lott	4	7	20	1	19	2.7	0	7	4.8
Kaedric Cobbs	3	3	18	0	18	6.0	0	8	6.0
Kevarian Barnes	1	6	19	3	16	2.7	0	11	16.0
Joshua Cephus	13	2	11	0	11	5.5	0	6	0.8
Tre'Von Bradley	12	1	7	0	7	7.0	0	7	0.6
De'Corian Clark	13	1	7	0	7	7.0	0	7	0.5
Justin Rodriguez	2	2	4	0	4	2.0	0	3	2.0
Eddie Lee Marburger	2	1	3	0	3	3.0	0	3	1.5
Josh Adkins	6	9	17	39	-22	-2.4	0	11	-3.7
TEAM	11	14	0	48	-48	-3.4	0	0	-4.4
Total	13	532	2,745	293	2,452	4.6	25	81	188.6
Opponents	13	449	1,906	456	1,450	3.2	13	42	111.5

PASSING

Player	G	Effc	Cmp-Att-Int	Pct	Yds	TD	Lng	Avg/G
Frank Harris	13	154.03	241-362-5	66.6	2,906	25	75	223.5
Josh Adkins	6	127.27	18-32-0	56.2	192	2	32	32.0
Eddie Lee Marburger	2	241.40	4-8-0	50.0	143	1	67	71.5
Brenden Brady	7	156.27	2-3-0	66.7	32	0	24	4.6
Joshua Cephus	13	403.60	2-2-0	100.0	33	1	23	2.5
TEAM	11	0.00	0-1-0	0.0	0	0	0	0.0
Total	13	154.51	267-408-5	65.4	3,306	29	75	254.3
Opponents	13	141.26	233-399-12	58.4	3,279	24	74	252.2

RECEIVING

Player	G	No.	Yds	Avg	TD	Long	Avg/G
Zakhari Franklin	12	73	938	12.8	11	75	78.2
Joshua Cephus	13	69	793	11.5	6	47	61.0
De'Corian Clark	13	46	683	14.8	6	48	52.5
Sincere McCormick	13	22	184	8.4	0	21	14.2
Oscar Cardenas	13	14	200	14.3	2	28	15.4
Tykee Ogle-Kellogg	10	10	117	11.7	1	34	11.7
Leroy Watson	13	7	65	9.3	1	24	5.0
Tre'Von Bradley	12	6	96	16.0	1	67	8.0
Cade Stoeber	10	3	89	29.7	0	60	8.9
Gavin Sharp	9	3	39	13.0	0	18	4.3
Frank Harris	13	3	36	12.0	1	23	2.8
Brenden Brady	7	3	29	9.7	0	13	4.1
Dan Dishman	7	2	20	10.0	0	13	2.9
Justin Rodriguez	2	1	9	9.0	0	9	4.5
Isaiah Davis	3	1	7	7.0	0	7	2.3
Sheldon Jones	13	1	7	7.0	0	7	0.5
Julon Williams	2	1	0	0.0	0	0	0.0
Kaedric Cobbs	3	1	-2	-2.0	0	0	-0.7
B.J. Daniels	13	1	-4	-4.0	0	0	-0.3
Total	13	267	3,306	12.4	29	75	254.3
Opponents	13	233	3,279	14.1	24	74	252.2

FIELD GOALS

Player	FGM-FGA	Pct	1-19	20-29	30-39	40-49	50-99	Lg	Blk
Hunter Duplessis	23-29	79.3	0-0	7-7	7-9	7-10	2-3	51	1
Everett OrNSTein	1-1	100.0	0-0	1-1	0-0	0-0	0-0	23	0

FG SEQUENCE	UTSA	OPPONENTS
Illinois	(32, 28, 27)	(52, 53, 32)
Lamar	(46),(46),(41),(23)	-
Middle Tennessee	52,(30),31,(38)	-
Memphis	(42)	52
UNLV	(25),33,45	(34)
WKU	(35)	(34),55,(27)
Rice	(30)	-
Louisiana Tech	(38)	(35),46
UTEP	(51),(41),(33)	38,(50)
Southern Miss	(23),47,(24)	43,(36)
UAB	(51),(49)	(23)
North Texas	(29),(27),(42)	(34)
WKU	46	(33),(34),53,53

Numbers in (parentheses) indicate field goal was made.

TOTAL OFFENSE

Player	G	Plays	Rush	Pass	Total	Avg/G
Frank Harris	13	467	565	2,906	3,471	267.0
Sincere McCormick	13	298	1,479	0	1,479	113.8
Brenden Brady	7	52	232	32	264	37.7
Josh Adkins	6	41	-22	192	170	28.3
B.J. Daniels	13	34	161	0	161	12.4
Eddie Lee Marburger	2	9	3	143	146	73.0
Joshua Cephus	13	4	11	33	44	3.4
Jaylon Lott	4	7	19	0	19	4.8
Kaedric Cobbs	3	3	18	0	18	6.0
Kevarian Barnes	1	6	16	0	16	16.0
De'Corian Clark	13	1	7	0	7	0.5
Tre'Von Bradley	12	1	7	0	7	0.6
Justin Rodriguez	2	2	4	0	4	2.0
TEAM	11	15	-48	0	-48	-4.4
Total	13	940	2,452	3,306	5,758	442.9
Opponents	13	848	1,450	3,279	4,729	363.8

PUNT RETURNS

Player	No.	Yds	Avg	TD	Long
Sheldon Jones	22	264	12.0	1	76
Cade Stoeber	4	18	4.5	0	15
Total	26	282	10.8	1	76
Opponents	13	67	5.2	0	23

INTERCEPTIONS

Player	No.	Yds	Avg	TD	Long
Corey Mayfield Jr.	2	49	24.5	1	49
Jahmal Sam	2	6	3.0	0	6
Antonio Parks	2	54	27.0	0	44
Clarence Hicks	1	0	0.0	0	0
Jamal Ligon	1	0	0.0	0	0
Jarrett Preston	1	0	0.0	0	0
Dadrian Taylor	1	51	51.0	1	51
Trevor Harmanson	1	40	40.0	1	40
Tariq Woolen	1	0	0.0	0	0
Total	12	200	16.7	3	51
Opponents	5	118	23.6	1	56

KICK RETURNS

Player	No.	Yds	Avg	TD	Long
Dadrian Taylor	8	198	24.8	0	43
Total	8	198	24.8	0	43
Opponents	40	909	22.7	0	63

FUMBLE RETURNS

Player	No.	Yds	Avg	TD	Long
Charles Wiley	2	52	26.0	1	44
Lorenzo Dantzler	2	15	7.5	1	12
Total	4	67	16.8	2	44
Opponents	1	11	11.0	1	11

SCORING

Player	TD	FGs	Kick	Rush	Rcv	Pass	DXP	Saf	Pts
Hunter Duplessis	0	23-29	60-60	0-0	0	0-0	0	0	129
Sincere McCormick	15	0-0	0-0	0-0	0	0-0	0	0	90
Zakhari Franklin	11	0-0	0-0	0-0	0	0-0	0	0	66
Frank Harris	7	0-0	0-0	0-0	0	0-0	0	0	42
De'Corian Clark	6	0-0	0-0	0-0	0	0-0	0	0	36
Joshua Cephus	6	0-0	0-0	0-0	0	0-0	0	0	36
Brenden Brady	3	0-0	0-0	0-0	0	0-0	0	0	18
Oscar Cardenas	2	0-0	0-0	0-0	0	0-0	0	0	12
B.J. Daniels	1	0-0	0-0	0-0	0	0-0	0	0	6
Dadrian Taylor	1	0-0	0-0	0-0	0	0-0	0	0	6
Tre'Von Bradley	1	0-0	0-0	0-0	0	0-0	0	0	6
Leroy Watson	1	0-0	0-0	0-0	0	0-0	0	0	6
Tykee Ogle-Kellogg	1	0-0	0-0	0-0	0	0-0	0	0	6
Trevor Harmanson	1	0-0	0-0	0-0	0	0-0	0	0	6
Sheldon Jones	1	0-0	0-0	0-0	0	0-0	0	0	6
Corey Mayfield Jr.	1	0-0	0-0	0-0	0	0-0	0	0	6
Lorenzo Dantzler	1	0-0	0-0	0-0	0	0-0	0	0	6
Charles Wiley	1	0-0	0-0	0-0	0	0-0	0	0	6
Everett OrNSTein	0	1-1	0-0	0-0	0	0-0	0	0	0.3
Total	60	24-30	60-60	0-0	0	0-0	0	0	492
Opponents	39	13-20	32-33	0-1	1	1-5	0	0	307

« 2021 UTSA INDIVIDUAL STATISTICS »

ALL-PURPOSE

Player	G	Rush	Rec	PR	KOR	IR	Tot	Avg/G
Sincere McCormick	13	1479	184	0	0	0	1663	127.9
Zakhari Franklin	12	0	938	0	0	0	938	78.2
Joshua Cephus	13	11	793	0	0	0	804	61.8
De'Corian Clark	13	7	683	0	0	0	690	53.1
Frank Harris	13	565	36	0	0	0	601	46.2
Sheldon Jones	13	0	7	264	0	0	271	20.8
Brenden Brady	7	232	29	0	0	0	261	37.3
Dadrian Taylor	13	0	0	0	198	51	249	19.2
Oscar Cardenas	13	0	200	0	0	0	200	15.4
B.J. Daniels	13	161	-4	0	0	0	157	12.1
Tykee Ogle-Kellogg	10	0	117	0	0	0	117	11.7
Cade Stoeber	10	0	89	18	0	0	107	10.7
Tre'Von Bradley	12	7	96	0	0	0	103	8.6
Leroy Watson	13	0	65	0	0	0	65	5.0
Antonio Parks	13	0	0	0	0	54	54	4.2
Corey Mayfield Jr.	13	0	0	0	0	49	49	3.8
Trevor Harmanson	13	0	0	0	0	40	40	3.1
Gavin Sharp	9	0	39	0	0	0	39	4.3
Dan Dishman	7	0	20	0	0	0	20	2.9
Jaylon Lott	4	19	0	0	0	0	19	4.8
Kaedric Cobbs	3	18	-2	0	0	0	16	5.3
Kevorian Barnes	1	16	0	0	0	0	16	16.0
Justin Rodriguez	2	4	9	0	0	0	13	6.5
Isaiah Davis	3	0	7	0	0	0	7	2.3
Jahmal Sam	9	0	0	0	0	6	6	0.7
Eddie Lee Marburger	2	3	0	0	0	0	3	1.5
Josh Adkins	6	-22	0	0	0	0	-22	-3.7
TEAM	11	-48	0	0	0	0	-48	-4.4
Total	13	2,452	3,306	282	198	200	6,438	495.2
Opponents	13	1,450	3,279	67	909	118	5,823	447.9

PUNTING

Player	No.	Yds	Avg	Long	TB	FC	120	50+	Blk
Lucas Dean	44	1,996	45.4	73	2	12	20	10	0
Total	44	1,996	45.4	73	2	12	20	10	0
Opponents	65	2,847	43.8	67	1	19	19	13	0

KICKOFFS

Player	No.	Yds	Avg	TB	OB	Retn	Net	Yd Line
Hunter Duplessis	86	5,288	61.5	37	2			
Everett OrNSTein	10	637	63.7	5	2			
Total	96	5,925	61.7	42	4	909	41.3	23
Opponents	63	3,892	61.8	44	0	198	41.2	23

TRIANGLE OF TOUGHNESS PLAYERS OF THE WEEK

Offense

Week 1: Brenden Brady, Spencer Burford, Kevin Davis, Zakhari Franklin, Frank Harris, Terrell Haynes, Sincere McCormick
Week 2: Josh Adkins, Demetris Allen, Spencer Burford, Ahofitu Maka, Leroy Watson
Week 3: Oscar Cardenas, Joshua Cephus, Kevin Davis, Makai Hart
Week 4: Demetris Allen, Joshua Cephus, Zakhari Franklin, Sincere McCormick, Brandon Rolfe, Leroy Watson
Week 5: Joshua Cephus, De'Corian Clark, Frank Harris, Makai Hart, Sincere McCormick
Week 6: Spencer Burford, De'Corian Clark, Frank Harris, Makai Hart, Terrell Haynes, Ahofitu Maka, Sincere McCormick, Brandon Rolfe, Leroy Watson
Week 7: Oscar Cardenas, Joshua Cephus, B.J. Daniels, Frank Harris, Makai Hart, Ahofitu Maka, Leroy Watson
Week 8: Zakhari Franklin, Frank Harris, Makai Hart, Sincere McCormick
Week 9: Oscar Cardenas, Joshua Cephus, De'Corian Clark, Zakhari Franklin, Frank Harris, Makai Hart, Ahofitu Maka, Sincere McCormick, Brandon Rolfe, Leroy Watson
Week 10: Joshua Cephus, Jalyn Galmore, Leroy Watson
Week 11: Oscar Cardenas, Joshua Cephus, De'Corian Clark, Kevin Davis, Zakhari Franklin, Frank Harris, Makai Hart, Terrell Haynes
Week 12: Makai Hart, Leroy Watson
Week 13: Demetris Allen, Brenden Brady, Spencer Burford, Oscar Cardenas, Joshua Cephus, Kevin Davis, Zakhari Franklin, Jalyn Galmore, Frank Harris, Makai Hart, Terrell Haynes, Ahofitu Maka, Sincere McCormick, Brandon Rolfe, Leroy Watson

Defense

Week 1: Jaylon Haynes, Charles Wiley, Tariq Woolen
Week 2: Clifford Chatman, Denzel Feaster, DeQuarius Henry, Jamal Ligon, Brandon Matterson, Lamonte McDougle, Asyrus Simon
Week 3: Trumane Bell II, Brandon Brown, Lorenzo Dantzler, Denzel Feaster, Trevor Harmanson, Clarence Hicks, Jamal Ligon, Corey Mayfield Jr., Charles Wiley, Rashad Wisdom
Week 4: Christian Clayton, Lorenzo Dantzler, DeQuarius Henry, Clarence Hicks, Corey Mayfield Jr., Kelechi Nwachuku, Asyrus Simon, Dadrian Taylor
Week 5: Trumane Bell II, Brandon Brown, Lorenzo Dantzler, Jaylon Haynes, DeQuarius Henry, Dru Prox, Ken Robinson, Dadrian Taylor
Week 6: Clarence Hicks, Brandon Matterson, Ken Robinson, Charles Wiley
Week 7: Brandon Brown, Trevor Harmanson, Clarence Hicks, Corey Mayfield Jr., Avery Morris, Ken Robinson, Rashad Wisdom
Week 8: Trumane Bell II, Clarence Hicks, Asyrus Simon, Dadrian Taylor
Week 9: Brandon Brown, Lamonte McDougle
Week 10: Brandon Brown, Trevor Harmanson, Jaylon Haynes, Jamal Ligon, Brandon Matterson, Corey Mayfield Jr., Jahmal Sam, Charles Wiley
Week 11: Brandon Brown, Lorenzo Dantzler, Clarence Hicks, Jamal Ligon, Jahmal Sam, Rashad Wisdom
Week 12: Brandon Brown, Corey Mayfield Jr., Asyrus Simon, Donyai Taylor
Week 13: Clarence Hicks, Brandon Matterson, Antonio Parks, Charles Wiley, Rashad Wisdom

Special Teams

Week 1: Caleb Cantrell, Kelechi Nwachuku
Week 2: Hunter Duplessis, Sheldon Jones, Dadrian Taylor
Week 3: B.J. Daniels, Kelechi Nwachuku, Dadrian Taylor
Week 4: Oscar Cardenas, Lucas Dean, Hunter Duplessis, Dominic Pastucci
Week 5: Dadrian Taylor
Week 6: Hunter Duplessis, Donyai Taylor
Week 7: Tyler Mahnke, Donyai Taylor
Week 8: Xavier Spencer
Week 9: Hunter Duplessis
Week 10: Lucas Dean
Week 11: Lucas Dean, Hunter Duplessis, Dadrian Taylor
Week 12: Lucas Dean, Hunter Duplessis, Denzel Feaster
Week 13: Lucas Dean, Dominic Pastucci, Zavier Spencer, Donyai Taylor

SCOUT TEAM PLAYERS OF THE WEEK

Week 1: Caden Holt, JaCorey Hyder, Justin Rodriguez
Week 2: Nate Hawkins, Caleb Lewis, Robert Rigby
Week 3: Je'Vaun Dabon, Ronald Gurley, Jaren Randle, Kamron Scott
Week 4: Jaden Jones, Zach Rangel, Dre Spriggs
Week 5: Kevorian Barnes, Jalen Rainey, Justin Rodriguez
Week 6: Kyle Eaves, Dywan Griffin, Dre Spriggs
Week 7: Malik Jones, Jaren Randle, Dre Spriggs
Week 8: Nate Hawkins, Caden Holt, Kennedy Lewis
Week 9: Kaedric Cobbs, Ke'Chawn Compton, Je'Vaun Dabon
Week 10: Kamron Scott, Dre Spriggs, Cameron Wilkins
Week 11: Karch Gardiner, Caden Holt, Ronald Triplette
Week 12: Caden Holt, Cam Peters, Justin Rodriguez
Week 13: Kaedric Cobbs, Karch Gardiner, Jimmori Robinson

« 2021 UTSA DEFENSIVE STATISTICS »

##	Player	GP-GS	Tackles			TFL-Yds	Sacks	Pass Defense		Fumbles			Blkd	
			Solo	Ast	Total		No-Yds	Int-Yds	BU	Qbh	Rcv-Yds	FF	Kick	Saf
0	Rashad Wisdom	13-13	66	21	87	4.0-7			6	1		1		
15	Trevor Harmanson	13-12	35	22	57	2.5-13	1.0-9	1-40		1		1		
8	Jamal Ligon	11-10	25	30	55	0.5-3	0.5-3	1-0	1	2				
7	Dadrian Taylor	13-3	31	13	44	5.5-19	2.5-13	1-51		2				
4	Antonio Parks	13-13	29	14	43	1.0-1		2-54	4					
13	Jahmal Sam	9-1	23	13	36	3.0-11	1.0-9	2-6	2		1-0			
9	Clarence Hicks	13-12	24	11	35	16.0-85	10.0-63	1-0	2	6		1		
26	Corey Mayfield Jr.	13-12	31	3	34	3.0-16	1.0-10	2-49	3			1		
21	Ken Robinson	13-5	22	12	34	2.5-5			7					
20	Denzel Feaster	13-2	19	14	33	1.5-4					1-0	1		
2	Charles Wiley	13-13	17	16	33	9.0-51	3.5-39		1	5	2-52			
1	Jaylon Haynes	13-13	13	16	29	3.5-14	1.0-10			5				
11	Kelechi Nwachuku	13-0	16	11	27				1		2-0	1		
17	Asyrus Simon	13-1	8	18	26	3.0-8	0.5-3							
3	Tariq Woolen	9-9	17	8	25	2.5-6		1-0	5	1				
99	Brandon Matterson	13-6	8	13	21	1.0-5	0.5-4			3	1-0	1		
90	Brandon Brown	13-6	10	10	20	3.0-3			3			1		
49	Trumane Bell II	13-0	11	8	19	7.5-56	5.0-44			3		1		
10	Clifford Chattman	4-0	14	4	18	0.5-4	0.5-4		2			1		
16	Dru Prox	9-1	6	11	17	2.0-14	1.5-13		1	1		1		
95	Christian Clayton	13-0	2	15	17	0.5-0				2				
25	Avery Morris	10-0	3	12	15	1.0-2				1		1		
45	DeQuarius Henry	13-0	8	7	15	4.5-21	1.5-12			2				
12	Donyai Taylor	13-0	4	10	14	0.5-1				1	1-0			
33	Lamonte McDougale	11-0	4	7	11	1.5-4					1-0			
6	Lorenzo Dantzler	12-11	5	4	9	2.0-12	2.0-12		1	6	3-15			
38	Tyler Mahnke	13-0	4	5	9	1.5-3				1				
22	Ryan Shockency	13-0	6	2	8									
23	Xavier Spencer	13-0	5	2	7									
36	Sean Berry	11-0	3	1	4									
53	Caleb Cantrell	13-0	1	2	3						1-0			
27	Jarrett Preston	7-0	3		3	1.0-4		1-0						
5	Hunter Duplessis	13-0	1	1	2									
40	Jimmori Robinson	3-0		2	2				1					
18	Malik Jones	13-0		2	2									
33	B.J. Daniels	13-0	1	1	2									
97	Walker Baty	3-0		1	1									
29	Xavier Player	8-0		1	1									
32	Caden Holt	1-0		1	1									
39	Kyle Wakefield	10-0		1	1									
56	Trey Moore	2-0		1	1									
84	Oscar Cardenas	13-3	1		1									
30	De'Anthony Lewis	2-0	1		1									
0	Frank Harris	13-13	1		1							1		
88	De'Corian Clark	13-10	1		1									
3	Sincere McCormick	13-13	1		1									
14	Dywan Griffin	2-0							1					
4	Zakhari Franklin	12-12									1-0			
	Total	13-0	480	346	826	84-372	32-248	12-200	41	43	14-67	13		
	Opponents	13-0	510	454	964	71.0-228	19-116	5-118	36	49	7-11	10	1	

« 2021 GAME-BY-GAME COMPARISONS »

OFFENSE

Date	Opponent	RUSHING				RECEIVING				PASSING				KICK RETURNS				PUNT RETURNS				Total		
		No.	Yds	TD	Lg	No.	Yds	TD	Lg	Cmp	Att	Int	Yds	TD	Lg	No.	Yds	TD	Lg	No.	Yds		TD	Lg
Sept. 4	at Illinois	50	217	3	33	20	280	1	43	20	32	0	280	1	43	0	0	0	0	16	0	16	497	
Sept. 11	LAMAR	29	106	2	18	24	295	2	60	24	29	0	295	2	60	0	0	0	2	80	1	76	401	
Sept. 18	MIDDLE TENNESSEE	44	175	0	23	26	277	2	33	26	45	2	277	2	33	1	24	0	24	5	68	0	33	452
Sept. 25	at Memphis	62	205	3	22	19	194	1	47	19	30	0	194	1	47	0	0	0	1	7	0	7	399	
Oct. 2	UNLV	41	104	1	12	24	278	2	32	24	30	0	278	2	32	2	62	0	43	1	2	0	2	382
Oct. 9	at WKU	37	192	0	16	29	372	7	44	29	39	1	372	7	44	0	0	0	2	37	0	38	564	
Oct. 16	RICE	38	261	2	81	14	142	2	30	14	24	0	142	2	30	0	0	0	7	54	0	15	403	
Oct. 23	at Louisiana Tech	41	213	3	47	12	193	2	75	12	19	0	193	2	75	2	24	0	23	1	13	0	13	406
Nov. 6	at UTEP	42	276	3	75	22	285	2	48	22	34	0	286	2	48	0	0	0	0	0	0	0	0	562
Nov. 13	SOUTHERN MISS	26	143	1	34	17	227	2	40	17	30	2	227	2	40	0	0	0	0	0	0	0	0	370
Nov. 20	UAB	34	52	1	11	25	323	3	54	25	36	0	323	3	54	1	25	0	25	1	1	0	0	375
Nov. 27	at North Texas	35	205	1	69	12	161	1	67	12	27	0	161	1	67	1	22	0	22	4	4	0	9	366
Dec. 3	WKU	54	304	5	65	21	252	2	28	21	30	0	252	2	28	0	0	0	0	0	0	0	0	556
Totals		532	2452	25	81	267	3306	29	75	267	408	5	3306	29	75	8	198	0	43	26	282	1	76	5758
Opponent		449	1450	13	42	233	3279	24	74	233	399	12	3279	24	74	40	909	0	63	13	67	0	23	4729

Games: 13
 Avg/rush: 4.6
 Avg/catch: 12.4
 Pass eff: 154.51
 KR avg: 24.8
 PR avg: 10.8
 All purpose avg/game: 495.2
 Total offense avg/gm: 442.9

DEFENSE

Date	Opponent	TACKLES			SACKS		FUMBLES		Int-Yds	QBH	Pass Brk	Blkd Kick	XPTS			OFF T/O	Pts						
		Solo	Ast	Total	TFL	Yds	No	Yds					FF	FR	Made			Att	Run	Rcv	Saf		
Sept. 4	at Illinois	37	34	71	0	0-12	0	0-0	1	0-0	0	0	0	0	4	4	0	0	0	4			
Sept. 11	LAMAR	26	40	66	5	0-28	0	0-0	1	2-0	0	0	0	2	3	0	6	6	0	0	0	48	
Sept. 18	MIDDLE TENNESSEE	26	24	50	9	0-56	5	0-49	1	1-3	1	0	0	10	1	0	3	3	0	0	0	27	
Sept. 25	at Memphis	34	20	54	7	0-26	2	0-15	2	2-12	0	0	0	1	3	0	4	4	0	0	0	31	
Oct. 2	UNLV	43	20	63	9	0-43	6	0-33	1	1-0	2	6	7	0	0	0	3	3	0	0	0	24	
Oct. 9	at WKU	51	22	73	1	0-7	1	0-7	1	1-0	1	0	3	9	0	0	7	7	0	0	0	52	
Oct. 16	RICE	34	28	62	10	0-57	3	0-37	0	0-0	2	8	3	3	0	0	6	6	0	0	0	45	
Oct. 23	at Louisiana Tech	38	36	74	10	0-54	6	0-44	1	1-0	2	5	3	2	0	0	6	6	0	0	0	45	
Nov. 6	at UTEP	33	18	51	5	0-12	1	0-7	0	0-0	0	0	3	6	0	0	5	5	0	0	0	44	
Nov. 13	SOUTHERN MISS	37	28	65	6	0-33	2	0-20	2	2-8	1	4	0	1	0	0	3	3	0	0	0	27	
Nov. 20	UAB	41	22	63	8	0-31	3	0-18	2	0-0	1	0	4	2	0	0	4	4	0	0	0	34	
Nov. 27	at North Texas	43	38	81	5	0-5	0	0-0	1	2-0	0	0	1	1	0	0	2	2	0	0	0	23	
Dec. 3	WKU	39	16	55	4	0-21	3	0-18	0	1-0	2	10	4	5	0	0	7	7	0	0	0	49	
Totals		480	346	826	84	0-372	32	0-248	13	14	67	12	200	43	41	0	60	60	0	0	0	0	492
Opponent		510	454	964	71	0-228	19	0-116	10	7	11	5	118	49	36	1	33	32	0	1	0	0	307

SPECIAL TEAMS

Date	Opponent	PUNTING										FIELD GOALS				KICKOFFS			
		No	Yds	Avg	Long	Blkd	TB	FC	50+	I20	Att	Made	Long	Blkd	No	Yds	Avg	TB	OB
Sept. 4	at Illinois	5	221	44.2	55	0	0	2	1	1	3	3	0	0	8	498	62.2	3	3
Sept. 11	LAMAR	0	0	0.0	0	0	0	0	0	0	4	4	0	0	11	699	63.5	4	0
Sept. 18	MIDDLE TENNESSEE	4	166	41.5	48	0	0	2	0	1	4	2	38	1	6	371	61.8	4	1
Sept. 25	at Memphis	5	254	50.8	63	0	0	2	3	3	1	1	42	0	5	324	64.8	3	0
Oct. 2	UNLV	3	121	40.3	42	0	0	2	0	1	3	1	25	0	5	292	58.4	3	0
Oct. 9	at WKU	3	118	39.3	45	0	0	0	0	1	1	1	35	0	9	556	61.8	3	0
Oct. 16	RICE	5	228	45.6	51	0	1	0	1	3	1	1	30	0	8	491	61.4	3	0
Oct. 23	at Louisiana Tech	5	215	43.0	48	0	1	0	0	2	1	1	38	0	8	510	63.8	3	0
Nov. 6	at UTEP	0	0	0.0	0	0	0	0	0	0	3	3	51	0	9	590	65.6	7	0
Nov. 13	SOUTHERN MISS	3	141	47.0	51	0	0	1	1	2	3	2	24	0	6	338	56.3	1	0
Nov. 20	UAB	4	201	50.2	73	0	0	1	2	3	2	2	51	0	7	390	55.7	3	0
Nov. 27	at North Texas	4	205	51.2	63	0	0	1	2	1	3	3	42	0	6	367	61.2	3	0
Dec. 3	WKU	3	126	42.0	47	0	0	1	0	2	1	0	0	0	8	499	62.4	2	0
Totals		44	1996	45.4	73	0	2	12	10	20	30	24	51	1	96	5925	61.7	42	4
Opponent		65	2847	43.8	67	0	1	19	13	19	20	13	53	0	63	3892	61.8	44	0

RED ZONE

Date	Opponent	Score	Times		Total Pts	Rush			Pass TDs	FGs Made	Failed to score inside RZ						
			In RZ	Scored		Rush TDs	Pass TDs	Made			FGA	Downs	Int	Fumb	Half	Game	
Sept. 4	at Illinois	W 37-30	6	6	30	3	2	1	3	0	0	0	0	0	0	0	0
Sept. 11	LAMAR	W 48-0	5	5	27	3	2	1	2	0	0	0	0	0	0	0	0
Sept. 18	MIDDLE TENNESSEE	W 27-13	3	2	10	1	0	1	1	0	0	1	0	0	0	0	0
Sept. 25	at Memphis	W 31-28	4	4	28	4	3	1	0	0	0	0	0	0	0	0	0
Oct. 02	UNLV	W 24-17	4	3	17	2	1	1	1	1	0	0	0	0	0	0	0
Oct. 9	at WKU	W 52-46	5	5	31	4	0	4	1	0	0	0	0	0	0	0	0
Oct. 16	Rice	W 45-0	5	5	31	4	2	2	1	0	0	0	0	0	0	0	0
Oct 23	at Louisiana Tech	W 45-16	4	4	24	3	2	1	1	0	0	0	0	0	0	0	0
Nov 06	at UTEP	W 44-23	7	6	34	4	2	2	2	0	0	0	0	0	1	1	0
Nov. 13	Southern Miss	W 27-17	5	3	13	1	1	0	2	0	1	0	0	0	1	1	0
Nov. 20	UAB	W 34-31	3	3	21	3	1	2	0	0	0	0	0	0	0	0	0
Nov 27	at North Texas	L 23-45	3	3	9	0	0	0	3	0	0	0	0	0	0	0	0
Dec. 03	WKU	W 49-41	4	4	28	4	3	1	0	0	0	0	0	0	0	0	0
Totals - 53 of 59 (89.8%)			59	53	303	36	19	17	17	2	1	1	0	2	0	0	0

« OPPONENTS GAME-BY-GAME STATISTICS »

OFFENSE

Date	Opponent	RUSHING				RECEIVING				PASSING				KICK RETURNS				PUNT RETURNS				Total Off	
		No.	Yds	TD	Lg	No.	Yds	TD	Lg	Cmp	Att	Int	Yds	TD	Lg	No.	Yds	TD	Lg	No.	Yds		TD
Sept. 4	at Illinois	35	146	0	18	22	266	3	31	22	43-0	266	3	31	1	18	0	18	0	12	0	14	412
Sept. 11	LAMAR	36	89	0	11	8	33	0	14	8-16-0	33	0	14	5	98	0	23	0	0	0	0	122	
Sept. 18	MIDDLE TENNESSEE	25	8	0	12	14	191	2	46	14-30-1	191	2	46	0	0	0	1	5	0	5	0	199	
Sept. 25	at Memphis	32	78	2	12	15	329	1	60	15-25-0	329	1	60	2	52	0	27	1	23	0	23	398	
Oct. 2	UNLV	29	35	0	14	25	314	2	63	26-38-2	316	2	63	1	22	0	22	1	6	0	6	351	
Oct. 9	at WKU	29	147	1	12	38	523	5	55	38-60-1	523	5	55	6	144	0	40	1	1	0	1	670	
Oct. 16	RICE	36	66	0	13	8	36	0	9	8-16-2	36	0	9	4	91	0	26	1	-4	0	0	102	
Oct. 23	at Louisiana Tech	33	62	0	19	26	339	2	47	26-38-2	339	2	47	5	106	0	27	3	23	0	16	401	
Nov. 6	at UTEP	32	127	0	32	13	247	3	42	13-30-0	247	3	42	2	40	0	21	0	0	0	0	374	
Nov. 13	SOUTHERN MISS	47	137	1	29	4	52	0	32	4-7-1	52	0	32	5	138	0	63	0	0	0	0	189	
Nov. 20	UAB	39	220	2	32	15	254	2	74	15-22-1	254	2	74	2	23	0	18	1	3	0	3	474	
Nov. 27	at North Texas	60	340	6	42	10	116	0	48	10-17-0	116	0	48	1	17	0	17	1	0	0	0	456	
Dec. 3	WKU	16	-9	1	14	36	577	4	60	36-60-2	577	4	60	6	160	0	48	1	-2	0	0	568	
Opponent totals		449	1450	13	42	233	3279	24	74	233-399-12	3279	24	74	40	909	0	63	13	67	0	23	4729	
UTSA		532	2452	25	81	267	3306	29	75	267-408-5	3306	29	75	8	198	0	43	26	282	1	76	5758	

Games: 13
 Avg/rush: 3.2
 Avg/catch: 14.1
 Pass effic: 141.26
 KR avg: 22.7
 PR avg: 5.2
 All purpose avg/game: 447.9
 Total offense avg/gm: 363.8

DEFENSE

Date	Opponent	TACKLES			SACKS		FUMBLES		Pass			Blkd		XPTS		OFF						
		Solo	Ast	Total	TFL	Yds	No.	Yds	FF	FR	Yds	QBH	Brk	Kick	Blkd	Made	Att	Run	Rcv	Saf	T/O	Pts
Sept. 4	at Illinois	44	44	88	6.0	19	1.0	6	0	0-0	0-0	3	4	0	3-3	0	0	0	0	0	0	3
Sept. 11	LAMAR	31	32	63	4.0	12	1.0	4	1	0-0	0-0	3	0	0	0-0	0	0	0	0	0	0	
Sept. 18	MIDDLE TENNESSEE	46	50	96	6.0	20	2.0	5	1	1-56	2-0	10	3	1	1-1	0	0	0	0	0	13	
Sept. 25	at Memphis	48	56	104	10.0	27	2.0	16	0	1-0	0-0	5	2	0	4-4	0	0	0	0	0	28	
Oct. 2	UNLV	49	26	75	2.0	4	0.0	0	0	0-0	0-0	1	3	0	2-2	0	0	0	0	0	17	
Oct. 9	at WKU	45	22	67	1.0	2	0.0	0	1	1-0	1-5	3	5	0	4-4	0	0	0	0	0	46	
Oct. 16	RICE	44	24	68	5.0	10	1.0	4	2	0-0	0-0	5	2	0	0-0	0	0	0	0	0	0	
Oct. 23	at Louisiana Tech	25	38	63	3.0	10	0.0	0	0	0-0	0-0	5	2	0	1-1	0	0	0	0	0	16	
Nov. 6	at UTEP	36	34	70	5.0	13	0.0	0	0	0-0	0-0	0	5	0	3-2	0	0	0	0	0	23	
Nov. 13	SOUTHERN MISS	24	24	48	5.0	9	1.0	4	0	0-0	2-57	5	2	0	2-2	0	0	0	0	0	17	
Nov. 20	UAB	40	32	72	10.0	47	5.0	36	2	0-0	0-0	4	2	0	4-4	0	0	0	0	0	31	
Nov. 27	at North Texas	32	26	58	7.0	40	5.0	36	3	3-11	0-0	3	5	0	6-6	0	0	0	0	0	45	
Dec. 3	WKU	43	46	89	7.0	15	1.0	5	0	0-0	0-0	2	1	0	3-3	0	1	0	0	0	41	
Opponent totals		510	454	964	71.0	228	19.0	116	10	7-11	5-118	49	36	1	33-32	0	1	0	0	307		
UTSA		480	346	826	84.0	372	32.0	248	13	14-67	12-200	43	41	0	60-60	0	0	0	0	492		

SPECIAL TEAMS

Date	Opponent	PUNTING						FIELD GOALS						KICKOFFS				
		No	Yds	Avg	Long	Bkld	TB	FC	50+	I20	Att-Made	Long	Bkld	No	Yds	Avg	TB	OB
Sept. 4	at Illinois	5	245	49.0	56	0	0	2	2	4	3-3	0	0	7	455	65.0	7	0
Sept. 11	LAMAR	8	299	37.4	46	0	0	2	0	1	0-0	0	0	1	64	64.0	0	0
Sept. 18	MIDDLE TENNESSEE	10	441	44.1	64	0	0	2	4	5	0-0	0	0	3	146	48.7	1	0
Sept. 25	at Memphis	6	240	40.0	51	0	0	2	1	2	1-0	0	0	5	325	65.0	5	0
Oct. 2	UNLV	2	89	44.5	45	0	0	1	0	1	1-1	34	0	4	205	51.2	0	0
Oct. 9	at WKU	2	122	61.0	67	0	0	2	0	3-2	34	0	9	585	65.0	9	0	
Oct. 16	RICE	10	478	47.8	66	0	0	2	1	0-0	0	0	1	65	65.0	1	0	
Oct. 23	at Louisiana Tech	5	238	47.6	62	0	1	2	1	2-1	35	0	4	247	61.8	2	0	
Nov. 6	at UTEP	3	110	36.7	47	0	0	1	0	2-1	50	0	4	225	56.2	3	0	
Nov. 13	SOUTHERN MISS	4	175	43.8	46	0	0	3	0	0	2-1	36	0	4	260	65.0	4	0
Nov. 20	UAB	5	211	42.2	50	0	0	3	1	1-1	23	0	5	325	65.0	4	0	
Nov. 27	at North Texas	4	161	40.2	47	0	0	0	1	1-1	34	0	8	495	61.9	1	0	
Dec. 3	WKU	1	38	38.0	38	0	0	1	0	1-4	34	0	8	495	61.9	7	0	
Opponent totals		65	2847	43.8	67	0	1	19	13	19	20-13	53	0	63	3892	61.8	44	0
UTSA		44	1996	45.4	73	0	2	12	10	20	30-24	51	1	96	5925	61.7	42	4

RED ZONE

Date	Opponent	Score	Times		Total	Rush	Pass	FGs	Failed to score inside RZ						
			In RZ	Scored					TDs	TDs	FGs	FGA	Downs	Int	Fumb
Sept. 4	at Illinois	W 37-30	4	3	17	2	0	2	1	0	1	0	0	0	0
Sept. 11	LAMAR	W 48-0	0	0	0	0	0	0	0	0	0	0	0	0	0
Sept. 18	MIDDLE TENNESSEE	W 27-13	2	1	7	1	0	1	0	0	1	0	0	0	0
Sept. 25	at Memphis	W 31-28	2	2	14	2	2	0	0	0	0	0	0	0	0
Oct. 02	UNLV	W 24-17	3	2	10	1	0	1	1	0	1	0	0	0	0
Oct. 9	at WKU	W 52-46	6	5	26	3	1	2	2	0	0	1	0	0	0
Oct. 16	Rice	W 45-0	0	0	0	0	0	0	0	0	0	0	0	0	0
Oct. 23	at Louisiana Tech	W 45-16	2	1	3	0	0	0	1	0	0	1	0	0	0
Nov. 6	at UTEP	W 44-23	3	1	7	1	0	1	0	1	0	1	0	0	0
Nov. 13	Southern Miss	W 27-17	3	2	10	1	1	0	1	1	0	0	0	0	0
Nov. 20	UAB	W 34-31	3	3	17	2	2	0	1	0	0	0	0	0	0
Nov. 27	at North Texas	L 23-45	7	6	38	5	5	0	1	0	0	1	0	1	0
Dec. 03	WKU	W 49-41	5	5	27	3	1	2	2	0	0	0	0	0	0
Totals - 31 of 40 (77.5%)			40	31	176	21	12	9	10	2	3	3	1	0	0

« 2021 UTSA MISCELLANEOUS STATISTICS »

Starters Summary

Offense	QB	TB	WR	WR	TE/WR	TE	LT	LG	C	RG	RT
at Illinois	Harris	McCormick	Franklin	Cephus	Cardenas	Watson	Burford	Haynes	Maka	Davis	Hart
vs. Lamar	Harris	McCormick	Franklin	Cephus	Clark	Watson	Burford	Haynes	Maka	Davis	Galmore
vs. Middle Tennessee	Harris	McCormick	Franklin	Cephus	Cardenas	Watson	Allen	Haynes	Maka	Davis	Hart
at Memphis	Harris	McCormick	Franklin	Cephus	Clark	Watson	Galmore	Haynes	Maka	Davis	Hart
vs. UNLV	Harris	McCormick	Bradley	Cephus	Clark	Watson	Burford	Rolfe	Maka	Haynes	Hart
at WKU	Harris	McCormick	Franklin	Cephus	Clark	Watson	Burford	Rolfe	Maka	Haynes	Hart
vs. Rice	Harris	McCormick	Franklin	Cephus	Clark	Watson	Burford	Rolfe	Maka	Haynes	Hart
at Louisiana Tech	Harris	McCormick	Franklin	Cephus	Clark	Watson	Burford	Rolfe	Maka	Haynes	Hart
at UTEP	Harris	McCormick	Franklin	Cephus	Clark	Watson	Burford	Rolfe	Maka	Haynes	Hart
Southern Miss	Harris	McCormick	Franklin	Cephus	Cardenas	Watson	Galmore	Haynes	Maka	Davis	Burford
UAB	Harris	McCormick	Franklin	Cephus	Clark	Watson	Burford	Haynes	Maka	Davis	Hart
at UNT	Harris	McCormick	Franklin	Cephus	Clark	Watson	Burford	Haynes	Maka	Davis	Hart
WKU	Harris	McCormick	Franklin	Cephus	Clark	Watson	Burford	Haynes	Maka	Davis	Hart

Defense	DL	DL	DL/LB	LB	LB	LB	LB/S	S	S	CB	CB
at Illinois	Dantzler	Haynes	Matterson	Wiley	Harmanson	Ligon	Hicks	Parks	Wisdom	Woolen	Mayfield Jr.
vs. Lamar	Dantzler	Haynes	Matterson	Wiley	Harmanson	Ligon	Da. Taylor	Parks	Wisdom	Woolen	Robinson
vs. Middle Tennessee	Dantzler	Haynes	Matterson	Wiley	Harmanson	Ligon	Hicks	Parks	Wisdom	Woolen	Mayfield Jr.
at Memphis	Dantzler	Haynes	Matterson	Wiley	Harmanson	Ligon	Hicks	Parks	Wisdom	Woolen	Mayfield Jr.
vs. UNLV	Dantzler	Haynes	Matterson	Wiley	Harmanson	Ligon	Hicks	Parks	Wisdom	Woolen	Mayfield Jr.
at WKU	Dantzler	Haynes	Wiley	Harmanson	Da. Taylor	Hicks	Sam	Parks	Wisdom	Woolen	Mayfield Jr.
vs. Rice	Dantzler	Haynes	Brown	Wiley	Prox	Feaster	Hicks	Parks	Wisdom	Woolen	Mayfield Jr.
at Louisiana Tech	Dantzler	Haynes	Brown	Wiley	Harmanson	Feaster	Hicks	Parks	Wisdom	Woolen	Mayfield Jr.
at UTEP	Dantzler	Haynes	Brown	Wiley	Harmanson	Ligon	Hicks	Parks	Wisdom	Robinson	Mayfield Jr.
Southern Miss	Dantzler	Haynes	Brown	Wiley	Harmanson	Ligon	Hicks	Parks	Wisdom	Robinson	Mayfield Jr.
UAB	Dantzler	Haynes	Brown	Wiley	Harmanson	Ligon	Hicks	Parks	Wisdom	Robinson	Mayfield Jr.
at UNT	Dantzler	Haynes	Brown	Wiley	Harmanson	Ligon	Hicks	Parks	Wisdom	Robinson	Mayfield Jr.
WKU	Haynes	Matterson	Wiley	Harmanson	Ligon	D. Taylor	Hicks	Parks	Wisdom	Woolen	Mayfield Jr.

Team Game Captains

- at Illinois** — Jaylon Haynes, Charles Wiley, Rashad Wisdom
- vs. Lamar** — Joshua Cephus, Frank Harris, Leroy Watson, Rashad Wisdom
- vs. Middle Tennessee** — Brenden Brady, Sincere McCormick, Antonio Parks, Rashad Wisdom
- at Memphis** — Hunter Duplessis, Antonio Parks, Rashad Wisdom
- vs. UNLV** — Josh Adkins, Makai Hart, Ahofitu Maka, Rashad Wisdom
- at WKU** — Lorenzo Dantzler, Clarence Hicks, Dadrian Taylor, Rashad Wisdom
- vs. Rice** — Spencer Burford, Myles Benning, Ken Robinson, Rashad Wisdom
- at Louisiana Tech** — Trevor Harmanson, Kelechi Nwachuku, Rashad Wisdom, Tariq Woolen
- at UTEP** — Clarence Hicks, Dadrian Taylor, Charles Wiley, Rashad Wisdom
- Southern Miss** — Joshua Cephus, Frank Harris, Leroy Watson, Rashad Wisdom
- UAB** — Jaylon Haynes, Charles Wiley, Rashad Wisdom
- at UNT** — Myles Benning, Zakhari Franklin, Ken Robinson, Rashad Wisdom
- WKU** — Jaylon Haynes, Charles Wiley, Rashad Wisdom

« 2021 SUPERLATIVES »

INDIVIDUAL

Rushes	42	Sincere McCormick at Memphis (Sept. 25)
Yards Rushing	184	Sincere McCormick at Memphis (Sept. 25)
TD Rushes	3	Sincere McCormick at Memphis (Sept. 25)
		Sincere McCormick at Louisiana Tech (Oct. 23)
		Sincere McCormick vs. WKU (Dec. 3)
Long Rush	33	Brenden Brady at Illinois (Sept. 4)
Pass attempts	39	Frank Harris vs. Middle Tennessee (Sept. 18)
Pass completions	28	Frank Harris at WKU (Oct. 9)
Yards Passing	349	Frank Harris at WKU (Oct. 9)
TD Passes	6	Frank Harris at WKU (Oct. 9)
Long Pass	75	Frank Harris at Louisiana Tech (Oct. 23)
Receptions	10	Zakhari Franklin at Illinois (Sept. 4)
		Zakhari Franklin at UTEP (Nov. 6)
Yards Receiving	155	Zakhari Franklin at Illinois (Sept. 4)
TD Receptions	1	Zakhari Franklin at Illinois (Sept. 4)
		Zakhari Franklin vs Lamar (Sept. 11)
		Zakhari Franklin vs. Middle Tennessee (Sept. 18)
		Joshua Cephus vs. Middle Tennessee (Sept. 18)
		De'Corian Clark vs Lamar (Sept. 11)
		Joshua Cephus vs. UNLV (Oct. 2)
		De'Corian Clark vs. UNLV (Oct. 2)
Long Reception	75	Zakhari Franklin at Louisiana Tech (Oct. 23)
Field Goals	3	Hunter Duplessis at Illinois (Sept. 4)
		Hunter Duplessis vs Lamar (Sept. 11)
		Hunter Duplessis at North Texas (Nov. 27)
Long Field Goal	51	Hunter Duplessis at UTEP (Nov. 6)
		Hunter Duplessis vs UAB (Nov. 20)
Punts	5	Lucas Dean at Illinois (Sep. 4.)
		Lucas Dean at Memphis (Sep. 25.)
		Lucas Dean vs Rice (Oct. 16)
		Lucas Dean at Louisiana Tech (Oct. 23)
Punting Avg	51.2	Lucas Dean at North Texas (Nov. 27)
Punting Avg	50.8	Lucas Dean at Memphis (Sept. 25)
Long Punt	73	Lucas Dean vs UAB (Nov. 20)
Punts inside 20	3	Lucas Dean at Memphis (Sept. 25)
		Lucas Dean vs Rice (Oct. 16)
Long Punt Return	76	Sheldon Jones vs Lamar (Sept. 11)
Long Kickoff Return	41	Dadrian Taylor vs. Lamar (Sept. 11)
Tackles	13	Rashad Wisdom at WKU (Oct. 9)
Sacks	2.5	Clarence Hicks at Louisiana Tech (Oct. 23)
Tackles For Loss	3.0	Clarence Hicks at Memphis (Sept. 25)
		Clarence Hicks vs UAB (Nov. 20)
Interceptions	1	12 with 1

TEAM

Rushes	62	at Memphis (Sept. 25)
Yards Rushing	304	vs WKU (Dec 03, 2021)
Yards Per Rush	6.9	vs Rice (Oct. 16)
TD Rushes	5	vs WKU (Dec 03, 2021)
Pass attempts	45	vs. Middle Tennessee (Sept. 18)
Pass completions	29	at WKU (Oct. 9)
Yards Passing	372	at WKU (Oct. 9)
Yards Per Pass	10.2	at Louisiana Tech (Oct. 23)
TD Passes	7	at WKU (Oct. 9)
Total Plays	92	at Memphis (Sept. 25)
Total Offense	564	at WKU (Oct. 9)
Yards Per Play	7.4	at WKU (Oct. 9)
Points	54	vs Lamar (Sept. 11)
Sacks By	6	vs UNLV (Oct. 2)
		at Louisiana Tech (Oct. 23)
First Downs	32	at WKU (Oct. 9)
Penalties	9	at UTEP (Nov. 6.)
Penalty Yards	85	at UTEP (Nov. 6.)
Turnovers	3	vs. Middle Tennessee (Sept. 18)
		at North Texas (Nov. 27)
Interceptions By	2	vs UNLV (Oct. 2)
		vs Rice (Oct. 16)
		at Louisiana Tech (Oct. 23)
		vs. WKU (Dec. 3)
Punts	5	at Illinois (Sept. 4)
		at Memphis (Sept. 25)
		vs Rice (Oct. 16)
		at Louisiana Tech (Oct. 23)
Punting Avg	51.2	at North Texas (Nov. 27)
Long Punt	73	vs UAB (Nov. 20)
Punts inside 20	3	at Memphis (Sept. 25)
Long Punt Return	76	vs Lamar (Sept. 11)

OPPONENT INDIVIDUAL

Rushes	20	Brandon Thomas, Memphis (Sept. 25)
		Frank Gore Jr., Southern Miss (Nov. 13)
Yards Rushing	146	Ikaika Ragsdale, North Texas (Nov. 27)
TD Rushes	3	DeAndre Torrey, North Texas (Nov. 27)
Long Rush	42	Ayo Adeyi, North Texas (Nov. 27)
Pass attempts	60	Bailey Zappe, WKU (Oct. 9)
Pass completions	38	Bailey Zappe, WKU (Oct. 9)
Yards Passing	577	Bailey Zappe, WKU (Dec. 3)
TD Passes	5	Bailey Zappe, WKU (Oct. 9)
Long Pass	74	Dylan Hopkins, UAB (Nov. 20)
Receptions	16	Jerreth Sterns, WKU (Oct. 9)
Yards Receiving	195	Jerreth Sterns, WKU (Oct. 9)
TD Receptions	2	Daniel Barker, Illinois (Sept. 4)
		Jerreth Sterns, WKU (Oct. 9)
		Tyrin Smith, at UTEP (Nov. 6)
		Tre Shropshire, UAB (Nov. 20)
		Mitchell Tinsley, WKU (Dec. 3)
		Jerreth Sterns, WKU (Dec. 3)
Long Reception	74	Tre Shropshire, UAB (Nov. 20)
Field Goals	3	James McCourt, Illinois (Sept. 4)
Long Field Goal	53	James McCourt, Illinois (Sept. 4)
Punts	10	Kyle Ulbrich, Middle Tennessee (Sept. 18)
		Charlie Mendes, Rice (Oct. 16)
Punting Avg	61.0	John Heggerty, WKU (Oct. 9)
Long Punt	67	John Heggerty, WKU (Oct. 9)
Punts inside 20	5	Kyle Ulbrich, Middle Tennessee (Sept. 18)
Long Punt Return	23	Calvin Austin III, Memphis (Sept. 25)
Long Kickoff Return	63	Camron Harrell, vs Southern Miss (Nov. 13)
Tackles	18	Russell JJ Memphis (Sept. 25)
Sacks	3.0	Grayson Murphy, North Texas (Nov. 27)
Tackles For Loss	3.5	Xavier Cullens, Memphis (Sept. 25)
Interceptions	2	Quincy Riley, Middle Tennessee (Sept. 18)

OPPONENT TEAM

Rushes	60	North Texas (Nov. 27)
Yards Rushing	340	North Texas (Nov. 27)
Yards Per Rush	5.7	North Texas (Nov. 27)
TD Rushes	6	North Texas (Nov. 27)
Pass attempts	60	WKU (Oct. 9)
		WKU (Dec. 3)
Pass completions	38	WKU (Oct. 9)
Yards Passing	577	WKU (Dec. 3)
Yards Per Pass	13.2	Memphis (Sept. 25)
TD Passes	5	WKU (Oct. 9)
Total Plays	89	WKU (Oct. 9)
Total Offense	670	WKU (Oct. 9)
Yards Per Play	7.8	UAB (Nov. 20)
Points	46	WKU (Oct. 9)
Sacks By	5	UAB (Nov. 20)
		North Texas (Nov. 27)
First Downs	35	WKU (Oct. 9)
Penalties	16	Southern Miss (Nov. 13)
Penalty Yards	124	UAB (Nov. 20)
Turnovers	3	UNLV (Oct. 2)
		Louisiana Tech (Oct. 23)
		Southern Miss (Nov. 13)
		WKU (Dec. 3)
Interceptions By	2	Middle Tennessee (Sept. 18)
		Southern Miss (Nov. 13)
Punts	10	Middle Tennessee (Sept. 18)
		Rice (Oct. 16)
Punting Avg	61.0	WKU (Oct. 9)
Long Punt	67	WKU (Oct. 9)
Punts inside 20	5	Middle Tennessee (Sept. 18)
Long Punt Return	23	Memphis (Sept. 25)

« 2021 UTSA LONG PLAYS »

LONG PLAY CHART

Yards	Play Type	Player	Opponent
81	Rush	Sincere McCormick	Rice
76*	PR	Sheldon Jones	Lamar
75*	Pass	Zakhari Franklin from Frank Harris	LA Tech
75*	Rush	Sincere McCormick	UTEP
69*	Rush	Frank Harris	UNT
67*	Pass	Tre'Von Bradley from Eddie Lee Marburger	UNT
66*	Rush	Sincere McCormick	LA Tech
65*	Rush	Sincere McCormick	WKU
60	Pass	Cade Stoever from Eddie Lee Marburger	Lamar
56	Rush	Brenden Brady	UNT
54	Pass	Zakhari Franklin from Frank Harris	UAB
51*	INT	Dadrian Taylor	LA Tech
49*	INT	Corey Mayfield Jr.	Rice
48	Pass	De'Corian Clark from Frank Harris	UTEP
47	Pass	Joshua Cephus from Frank Harris	Memphis
44*	FR	Charles Wiley	Lamar
44	Pass	De'Corian Clark from Frank Harris	WKU
44	INT	Antonio Parks	Southern Miss
43	Pass	De'Corian Clark from Frank Harris	Illinois
43	KR	Dadrian Taylor	UNLV
43	Pass	De'Corian Clark from Frank Harris	Illinois
43*	Pass	De'Corian Clark from Frank Harris	WKU
41	KR	Dadrian Taylor	Lamar
40	Pass	Joshua Cephus	WKU
40*	INT	Trevor Harmanson	Rice
40*	Pass	Joshua Cephus from Frank Harris	Southern Miss
38	PR	Sheldon Jones	WKU
38	Pass	Joshua Cephus from Frank Harris	UAB
37	Pass	Joshua Cephus from Frank Harris	Illinois
34	Pass	Tykee Ogle-Kellogg from Frank Harris	LA Tech
34	Pass	Zakhari Franklin from Frank Harris	Southern Miss
34	Rush	Frank Harris	Southern Miss
33	PR	Sheldon Jones	Middle Tennessee
33*	Rush	Brenden Brady	Illinois
33*	Pass	Zakhari Franklin from Frank Harris	Middle Tennessee
33*	Rush	Brenden Brady	Illinois
33	Pass	De'Corian Clark from Frank Harris	UAB
32*	Pass	Zakhari Franklin from Josh Adkins	Lamar
32	Pass	Joshua Cephus from Frank Harris	UNLV
32*	Pass	Zakhari Franklin from Josh Adkins	Lamar
32	Pass	Zakhari Franklin from Frank Harris	UTEP
31	Pass	Zakhari Franklin from Frank Harris	Lamar
31*	Pass	De'Corian Clark from Frank Harris	UNLV
30*	Pass	De'Corian Clark from Frank Harris	WKU
30	Pass	Joshua Cephus from Frank Harris	Rice
29	Pass	Joshua Cephus from Frank Harris	Southern Miss
29	Pass	Zakhari Franklin from Frank Harris	Southern Miss
29	Pass	De'Corian Clark from Frank Harris	UAB
28	Rush	B.J. Daniels	LA Tech
28	Pass	Oscar Cardenas from Frank Harris	UAB
28*	Pass	De'Corian Clark from Frank Harris	WKU
27	Pass	Joshua Cephus from Frank Harris	Lamar
26	Pass	De'Corian Clark from Frank Harris	UNLV
25	Pass	Zakhari Franklin from Frank Harris	Illinois
25	Pass	Oscar Cardenas from Frank Harris	Rice
25	Rush	Frank Harris	UTEP
25	KR	Dadrian Taylor	UAB
24	KR	Dadrian Taylor	Middle Tennessee
24	Pass	Cade Stoever from Josh Adkins	Lamar
24	Pass	Oscar Cardenas from Frank Harris	UNLV
24	KR	Dadrian Taylor	Middle Tennessee
24	Pass	Cade Stoever from Josh Adkins	Lamar
24	Pass	Oscar Cardenas from Frank Harris	UTEP
24*	Pass	Leroy Watson from Frank Harris	Southern Miss
24*	Rush	Frank Harris	WKU
24	Pass	Zakhari Franklin from Brenden Brady	WKU
23	Rush	Frank Harris	Middle Tennessee
23*	Pass	Frank Harris from Joshua Cephus	WKU
23	Pass	Zakhari Franklin from Frank Harris	LA Tech
22	Pass	Zakhari Franklin from Frank Harris	Middle Tennessee
22	Rush	Sincere McCormick	Memphis
22	PR	Sheldon Jones	Middle Tennessee
22	Rush	Sincere McCormick	Memphis
21	Rush	B.J. Daniels	Rice
21	Rush	Frank Harris	LA Tech
21	Pass	Joshua Cephus from Frank Harris	UTEP
21	Pass	Sincere McCormick from Frank Harris	WKU
20	Pass	Zakhari Franklin from Frank Harris	Illinois
20	Pass	Zakhari Franklin from Frank Harris	Middle Tennessee
20	Pass	Tykee Ogle-Kellogg from Frank Harris	Lamar
20	Pass	Zakhari Franklin from Frank Harris	Illinois
20	Pass	Tykee Ogle-Kellogg from Frank Harris	Lamar
20	Pass	Joshua Cephus from Frank Harris	Middle Tennessee
20	Pass	Zakhari Franklin from Frank Harris	Middle Tennessee
20	Rush	Frank Harris	Rice
20	Rush	Frank Harris	UTEP
20	Pass	Oscar Cardenas	Southern Miss

* touchdown scored on play

LONG PLAYS BY THE NUMBERS

Long Plays By Yards	No.	TD
100+	0	0
90-99	0	0
80-89	1	0
70-79	3	3
60-69	5	4
50-59	3	2
40-49	13	5
30-39	17	5
20-29	34	4

Long Plays By Type	No.	TD
Rushing	16	6
Passing	49	12
Punt returns	4	1
Kick returns	4	0
Interceptions	4	3
Fumble returns	1	1
TOTAL	78	23

LONG PLAYS BY PLAYER

Player	No.	TD	R	P	KR	PR	IR	FR
Zakhari Franklin	14	4	0	14	0	0	0	0
Joshua Cephus	11	1	0	11	0	0	0	0
De'Corian Clark	10	4	0	10	0	0	0	0
Frank Harris	10	2	8	1	0	0	0	0
Dadrian Taylor	5	1	0	0	4	0	1	0
Oscar Cardenas	5	0	0	5	0	0	0	0
Sheldon Jones	4	1	0	0	0	4	0	0
Sincere McCormick	4	2	3	1	0	0	0	0
Cade Stoever	2	0	0	2	0	0	0	0
B.J. Daniels	2	0	2	0	0	0	0	0
Tykee Ogle-Kellogg	2	0	0	2	0	0	0	0
Brenden Brady	2	1	2	0	0	0	0	0
Trevor Harmanson	1	0	0	0	0	0	1	0
Corey Mayfield Jr.	1	0	0	0	0	0	1	0
Charles Wiley	1	1	0	0	0	0	0	1
Tre'Von Bradley	1	1	0	1	0	0	0	0
Antonio Parks	1	0	0	0	0	0	1	0
Leroy Watson	1	1	0	1	0	0	0	0
TOTAL	78	23	16	49	4	4	4	1

LONGEST PLAYS

Rushing

81 Sincere McCormick vs. Rice (10/16/21)

Rushing Touchdown

75 Sincere McCormick at UTEP (11/6/21)

Passing

75 Zakhari Franklin at LA Tech (10/23/21)

Passing Touchdown

75 Zakhari Franklin at LA Tech (10/23/21)

Punt Return

76 Sheldon Jones vs. Lamar (9/11/21)

Kick Return

43 Dadrian Taylor vs. UNLV (10/2/21)

Interception Return

51 Dadrian Taylor at LA Tech (10/23/21)

Fumble Return

44 Charles Wiley vs. Lamar (9/11/21)

Punt

73 Lucas Dean vs. UAB (11/20/21)

Field Goal

51 Hunter Duplessis, 2x, last vs. UAB (11/20/21)

« 2021 UTSA GAME RECAPS »



SATURDAY, SEPT. 4 UTSA 37, ILLINOIS 30 CHAMPAIGN, ILL. (MEMORIAL STADIUM)

CHAMPAIGN, ILL. — Frank Harris passed for 280 yards and Zakhari Franklin had a career-best 155 receiving yards to help lead UTSA to a 37-30 victory over Illinois on Saturday night at Memorial Stadium.

The Roadrunners led throughout in logging the program's second victory against a team from a Power Five conference, improving to 9-2 all-time in season openers in the process. UTSA's other triumph over a P5 program was a 17-10 decision over Baylor in the 2017 lid-lifter.

Harris and Franklin led an offense that piled up 497 yards in the Roadrunners' first meeting with a Big Ten Conference school, as Sincere McCormick registered his fourth straight 100-yard game on the ground with 117 yards on 31 carries. Brenden Brady added 67 yards and a pair of scores on 11 totes. Harris completed 20 of 32 passes and tossed one touchdown pass to Franklin, who had a game-high 10 receptions. Joshua Cephus pitched in with six catches for 73 yards.

Defensively, Trevor Harmanson and Tariq Woolen posted nine tackles apiece, while Jamal Ligon and Dadrion Taylor each made six stops.

Attendance: 33,906	1	2	3	4	Final
UTSA (1-0)	7	13	3	14	37
Illinois (1-1)	0	14	3	13	30

SCORING SUMMARY

1st	1:32	UTSA	Frank Harris 9 yd run (Hunter Duplessis kick)	7-0
			13 plays, 94 yards, TOP: 4:40	
2nd	11:31	UTSA	Brenden Brady 7 yd run (Hunter Duplessis kick)	14-0
			9 plays, 61 yards, TOP: 3:43	
	9:21	ILL	Deuce Spann 31 yd pass from (James McCort kick)	14-7
			5 plays, 65 yards, TOP: 2:10	
	6:24	UTSA	Hunter Duplessis 32 yd field goal	17-7
			9 plays, 60 yards, TOP: 2:57	
	2:46	ILL	Daniel Barker 14 yd pass from (James McCort kick)	17-14
			8 plays, 75 yards, TOP: 3:38	
	0:47	UTSA	Hunter Duplessis 28 yd field goal	20-14
			5 plays, 15 yards, TOP: 1:01	
3rd	9:22	ILL	James McCort 52 yd field goal	20-17
			4 plays, -2 yards, TOP: 1:26	
	3:19	UTSA	Hunter Duplessis 27 yd field goal	23-17
			10 plays, 75 yards, TOP: 3:39	
4th	14:15	ILL	McCort, James 53 yd field goal	23-20
			8 plays, 30 yards, TOP: 4:04	
	12:37	UTSA	Zakhari Franklin 19 yd pass from (Hunter Duplessis kick)	30-20
			5 plays, 75 yards, TOP: 1:38	
	9:56	ILL	Daniel Barker 15 yd pass from (James McCort kick)	30-27
			6 plays, 75 yards, TOP: 2:41	
	4:57	UTSA	Brenden Brady 33 yd run (Hunter Duplessis kick)	37-27
			10 plays, 75 yards, TOP: 4:59	
	1:55	ILL	James McCort 32 yd field goal	37-30
			14 plays, 60 yards, TOP: 2:56	

	UTSA	Illinois
FIRST DOWNS.....	26	24
RUSHES-YARDS (NET).....	50-217	35-146
PASSING YDS (NET).....	280	266
PASSES ATT-COMP-INT.....	32-20-0	43-22-0
TOTAL OFFENSE PLAYS-YARDS.....	82-497	78-412
FUMBLE RETURNS-YARDS.....	0-0	0-0
PUNT RETURNS-YARDS.....	0-16	0-12
KICKOFF RETURNS-YARDS.....	0-0	1-18
INTERCEPTION RETURNS-YARDS.....	0-0	0-0
PUNTS (NUMBER-AVG).....	5-44.2	5-49.0
FUMBLES-LOST.....	1-1	3-1
PENALTIES-YARDS.....	3-43	7-61
POSSESSION TIME.....	30:42	29:18
THIRD-DOWN CONVERSIONS.....	9 OF 17	8 OF 18
FOURTH-DOWN CONVERSIONS.....	0 OF 0	1 OF 2
RED-ZONE SCORES-CHANCES.....	6-6	3-4
SACKS BY: NUMBER-YARDS.....	0-0	1-0

RUSHING: UTSA-Sincere McCormick 31-117; Brenden Brady 11-67; Frank Harris 8-33. **Illinois**-Reggie Love III 11-39; Artur Sitkowski 6-33; Mike Epstein 9-32; Jakari Norwood 4-26; Josh McCray 5-16.

PASSING: UTSA-Frank Harris 20-32-0-280. **Illinois**-Artur Sitkowski 22-42-0-266; **TEAM** 0-1-0-0.

RECEIVING: UTSA-Zakhari Franklin 10-155; Joshua Cephus 6-73; Bradley, Tre' Von 2-10; De'Corian Clark 1-43; Sincere McCormick 1-minus 1. **Illinois**-Isaiah Williams 8-101; Daniel Barker 5-74; Donny Navarro 3-24; Case Washington 2-20; Deuce Spann 1-31; Reggie Love III 1-7; Luke Ford 1-5; Mike Epstein 1-4.



SATURDAY, SEPT. 11 UTSA 54, LAMAR 0 SAN ANTONIO (ALAMODOME)

SAN ANTONIO — Sheldon Jones returned a punt for a touchdown, Charles Wiley had a score on a fumble return and UTSA posted the first shutout and largest margin of victory in program history in a 54-0 rout of Lamar on Saturday night at the Alamodome.

The Roadrunners racked up 427 yards of offense and held the Cardinals (1-1) to 122 yards — the fewest yards allowed in school history — in racing out to their second straight 2-0 start to a season. UTSA's 54-point margin of victory bettered the previous standard of 53 set in the 56-3 triumph over Northwestern Oklahoma State in 2012.

Jones registered the second punt return TD in school annals when he fielded the ball off one bounce and dashed 76 yards to paydirt to put UTSA on top just three minutes into the game. The New Orleans native now joins Kenny Harrison, who had a 79-yard punt return in the 2012 win over Texas State, as the only two Roadrunners to return a punt for a score.

Meanwhile, Wiley scooped up a loose ball in the second quarter and rambled 44 yards to the end zone to help push the home team's lead to 27-0. The Stockbridge, Ga., native now owns the third longest fumble return in school history and the second longest that resulted in a score.

Attendance: 16,229	1	2	3	4	Final
Lamar (1-1)	0	0	0	0	0
UTSA (2-0)	13	21	10	10	54

SCORING SUMMARY

1st	12:04	UTSA	Sheldon Jones 76 yd punt return (Hunter Duplessis kick)	0-7
			8:18 UTSA Hunter Duplessis 46 yd field goal	
			5 plays, 29 yards, TOP: 1:12	0-10
	3:11	UTSA	Hunter Duplessis 46 yd field goal	0-13
			7 plays, 22 yards, TOP: 1:54	
2nd	14:04	UTSA	Sincere McCormick 18 yd run (Hunter Duplessis kick)	0-20
			6 plays, 74 yards, TOP: 2:09	
	9:14	UTSA	Charles Wiley 44 yd fumble return (Hunter Duplessis kick)	0-27
	0:55	UTSA	Sincere McCormick 6 yd run (Hunter Duplessis kick)	0-34
			11-65 5:08	
3rd	13:42	UTSA	Zakhari Franklin 32 yd pass from Josh Adkins (Hunter Duplessis kick)	0-41
			1 play, 32 yards, TOP: 0:00	
	7:29	UTSA	Hunter Duplessis 41 yd field goal	0-44
			8 plays, 36 yards, TOP: 4:32	
4th	14:06	UTSA	De'Corian Clark 16 yd pass from Josh Adkins (Hunter Duplessis kick)	0-51
			10 plays, 59 yards, TOP: 5:32	
	4:58	UTSA	Everett Orstein 23 yd field goal	0-54
			9 plays, 79 yards, TOP: 4:45	

	Lamar	UTSA
FIRST DOWNS.....	10	20
RUSHES-YARDS (NET).....	36-89	29-106
PASSING YDS (NET).....	33	321
PASSES ATT-COMP-INT.....	16-8-0	32-26-0
TOTAL OFFENSE PLAYS-YARDS.....	52-122	61-427
FUMBLE RETURNS-YARDS.....	0-0	1-44
PUNT RETURNS-YARDS.....	0-0	2-80
KICKOFF RETURNS-YARDS.....	5-98	1-41
INTERCEPTION RETURNS-YARDS.....	0-0	0-0
PUNTS (NUMBER-AVG).....	8-37.4	0-0.0
FUMBLES-LOST.....	3-2	1-0
PENALTIES-YARDS.....	6-45	2-15
POSSESSION TIME.....	30:27	29:33
THIRD-DOWN CONVERSIONS.....	3 OF 13	10 OF 15
FOURTH-DOWN CONVERSIONS.....	0 OF 1	1 OF 1
RED-ZONE SCORES-CHANCES.....	0-0	5-5
SACKS BY: NUMBER-YARDS.....	1-4	0-0

RUSHING: Lamar University-James Jones 13-50; Jalen Dummett 8-17; Chaz Ward 6-15; Dawud Shorts 2-5; Hunter Batten 1-5; Kirkland Banks 1-5; Jaylon Jackson 2-3; Michael Chandler 1-minus 1; **TEAM** 2-minus 10. **UTSA**-Sincere McCormick 7-46; Kaedric Cobbs 3-19; B.J. Daniels 5-16; Jaylon Lott 4-12; Brenden Brady 3-12; Joshua Cephus 1-6; Justin Rodriguez 2-4; Frank Harris 1-3; Josh Adkins 1-minus 4; **TEAM** 2-minus 8.

PASSING: Lamar University-Jalen Dummett 6-11-0-33; Michael Chandler 0-2-0-0. **UTSA**-Frank Harris 13-15-0-118; Josh Adkins 11-13-0-134; Eddie Lee Marburger 2-4-0-69.

RECEIVING: Lamar University-Jeremy Davis 2-19; Marcell Johnson 2-minus 3; Dawud Shorts 1-14; Jaylon Jackson 1-3. **UTSA**-Joshua Cephus 6-51; Zakhari Franklin 4-77; De'Corian Clark 4-38; Cade Stoeber 2-84; Tykee Ogle-Kellogg 2-24; Oscar Cardenas 1-19; Leroy Watson 1-13; Justin Rodriguez 1-9; Sheldon Jones 1-7; Brenden Brady 1-5; Julon Williams 1-0; Kaedric Cobbs 1-minus 2; B.J. Daniels 1-minus 4.

« 2021 UTSA GAME RECAPS »



SATURDAY, SEPT. 18 UTSA 27, MIDDLE TENNESSEE 13 SAN ANTONIO (ALAMODOME)

SAN ANTONIO — UTSA held Middle Tennessee to fewer than 200 yards of offense and off the scoreboard until the final three and a half minutes in a 27-13 victory in the Conference USA opener for both teams on Saturday at the Alamodome.

The Roadrunners limited the Blue Raiders (1-2) to only eight rushing yards in registering their second straight and fourth overall 3-0 start to a season. UTSA posted nine tackles for loss, including five sacks, and now has allowed just 321 total yards in the last two games combined followed last week's 54-0 shutout of Lamar.

Rashad Wisdom paced the defense with six tackles, while Charles Wiley tallied five stops, including 1.5 sacks, and a pair of quarterback hurries. Trumane Bell II led all players with two sacks and 2.5 tackles for loss in a four-tackle performance, and Lorenzo Dantzler had three QB pressures and his second career fumble return for a touchdown.

Offensively, Frank Harris completed 24 of 39 passes for 264 yards and two TDs. Zakhari Franklin hauled in eight passes for 114 yards — his second 100-yard receiving game of the year and seventh of his career — and a touchdown, while Joshua Cephus also caught eight balls for 84 yards and a score. Sincere McCormick topped the 100-yard mark on the ground for the second time this season and 12th of his career with 105 yards on 23 rushes, as he became the program's all-time leader in rushing attempts with 487.

Attendance: 16,202	1	2	3	4	Final
Middle Tennessee (1-2, 0-1)	0	0	0	13	13
UTSA (3-0, 1-0)	7	3	7	10	27

SCORING SUMMARY

1st	3:01	UTSA	Zakhari Franklin 33 yd pass from Frank Harris (Hunter Duplessis kick)	7-0
			7 plays, 86 yards, TOP: 2:48	
2nd	2:22	UTSA	Hunter Duplessis 30 yd field goal	10-0
			16 plays, 72 yards, TOP: 6:30	
3rd	10:08	UTSA	Joshua Cephus 12 yd pass from Frank Harris (Hunter Duplessis kick)	24-0
			15 plays, 76 yards, TOP: 4:45	
4th	12:56	UTSA	Lorenzo Dantzler 3 yd fumble return (Hunter Duplessis kick)	27-0
	8:01	UTSA	Hunter Duplessis 38 yd field goal	27-6
			7 plays, 21 yards, TOP: 3:21	
	3:28	MT	Jimmy Marshall 23 yd pass from Chase Cunningham (2 pt failed)	27-13
			4 plays, 54 yards, TOP: 1:50	
	00:57	MT	Jarrin Pierce 16 yd pass from Chase Cunningham (Zeke Rankin kick)	
			4 plays, 69 yards, TOP: 1:23	

	MT	UTSA
FIRST DOWNS.....	11	23
RUSHES-YARDS (NET).....	25-8	44-175
PASSING YDS (NET).....	191	277
PASSES ATT-COMP-INT.....	30-14-1	45-26-2
TOTAL OFFENSE PLAYS-YARDS.....	199	452
FUMBLE RETURNS-YARDS.....	0-0	1-3
PUNT RETURNS-YARDS.....	1-5	5-68
KICKOFF RETURNS-YARDS.....	0-0	1-24
INTERCEPTION RETURNS-YARDS.....	2-56	1-0
PUNTS (NUMBER-AVG).....	10-44.1	4-16.6
FUMBLES-LOST.....	1-1	1-1
PENALTIES-YARDS.....	5-47	7-60
POSSESSION TIME.....	23:03	36:59
THIRD-DOWN CONVERSIONS.....	2 OF 14	10 OF 20
FOURTH-DOWN CONVERSIONS.....	0 OF 1	1 OF 1
RED-ZONE SCORES-CHANCES.....	1 OF 2	2 OF 4
SACKS BY: NUMBER-YARDS.....	2-5	5-46

RUSHING: MT-Amir Rasul 8-23; Martell Pettaway 6-23; Frank Peasant 2-1; Mike Diliello 1-0; Micalcus Elder 1-minus 2; Chase Cunningham 4-minus 12; Bailey Hockman 3-minus 25. **UTSA**-Sincere McCormick 23-105; Frank Harris 10-56; Brenden Brady 8-18; B.J. Daniels 2-minus 2. Team-1-minus 2.

PASSING: MT-Chase Cunningham 9-18-0-150; Bailey Hockman 5-12-1-41. **UTSA**-Frank Harris 24-39-2-264; Josh Adkins 2-5-0-13; Brenden Brady 0-1-0-0.

RECEIVING: MT-Isaiah Gathings 3-65; Jimmy Marshall 2-51; Yusel Ali 2-25; JaMichael Thompson 2-20; Jarrin Pierce 2-15; DJ England-Chisolm 2-10; Martell Pettawa 1-5. **UTSA**-Zakhari Franklin 8-114; Joshua Cephus 8-84; De'Corian Clark 5-46; Oscar Cardenas 2-15; Sincere McCormick 2-6; Tre'Von Bradley 1-6.

SATURDAY, SEPT. 25 UTSA 31, MEMPHIS 28 MEMPHIS (LIBERTY BOWL)

MEMPHIS — Sincere McCormick piled up 217 all-purpose yards, Clarence Hicks posted a pair of sacks and Hunter Duplessis kicked a 42-yard field goal as time expired to help UTSA rally from a 21-point deficit for a 31-28 victory over Memphis on Saturday, snapping the Tigers' 17-game winning streak at Liberty Bowl Memorial Stadium.

The Roadrunners, who improved to 4-0 for the first time since 2012, found themselves down 21-0 a little more than nine minutes into their first meeting with the Tigers (3-1). UTSA stormed back to tie the score at 28-all with 10 and a half minutes left to play before completing the rally with Duplessis' game winner, sending Memphis to its first home non-conference loss in 23 games.

McCormick broke his own school record by rushing 41 times for 184 yards and three touchdowns, and the Converse Judson High School product added 33 receiving yards on three catches to lead the offense. It marked his third 100-yard rushing performance of the season and program-best 13th of his career.

Frank Harris completed 18 of 28 passes for 186 yards and a score. Zakhari Franklin had a team-high seven receptions for 51 yards and a TD and Joshua Cephus caught six passes for 82 yards.

UTSA finished the first quarter with zero total yards, but outgained the Tigers 399-230 over the final 45 minutes in the school-record comeback. The Roadrunners also finished the game with a 35:42-24:18 advantage in time of possession.

Meanwhile, Hicks tallied a team-high six tackles, including three tackles for loss and his pair of sacks. The super senior's strip sack of Memphis quarterback Seth Henigan with a little more than 10 minutes left resulted in a Lorenzo Dantzler fumble recovery and 12-yard return to the Tigers 7-yard line. Four plays later on fourth-down-and-goal from the 1, McCormick found the end zone for the third time to help the Roadrunners knot the score.

UTSA's defense forced a punt and with 2:46 remaining the Roadrunners began their game-winning drive. McCormick carried seven times on the possession, including a 22-yard dash to the Memphis 24 for a first down. From there, UTSA used McCormick to run the clock down to two seconds for Duplessis' game winner from 42 yards.

Attendance: 29,264	1	2	3	4	Final
UTSA (4-0)	0	7	7	17	31
Memphis (3-1)	21	0	7	0	28

SCORING SUMMARY

1st	12:20	LAT	Smoke Harris 47 yd pass from Austin Kendall (Jacob Barnes kick)	0-7
			6 plays, 82 yards, TOP: 2:35	
	11:44	UTSA	Zakhari Franklin 75 yd pass from Frank Harris (Hunter Duplessis kick)	7-7
			2 plays, 75 yards, TOP: 0:36	
	03:37	LAT	Jacob Barnes 35 yd field goal	7-10
			7 plays, 68 yards, TOP: 2:12	
2nd	14:22	UTSA	Sincere McCormick 2 yd run (Hunter Duplessis kick)	14-10
			7 plays, 68 yards, TOP: 2:12	
	03:12	UTSA	Zakhari Franklin 10 yd pass from Frank Harris (Hunter Duplessis kick),	21-10
			10 plays, 72 yards, TOP: 4:28	
3rd	12:36	UTSA	Dadrian Taylor 51 yd interception return (Hunter Duplessis kick)	28-10
4th	13:46	UTSA	Sincere McCormick 47 yd run (Hunter Duplessis kick),	35-10
			4 plays, 87 yards, TOP: 1:36	
	12:38	UTSA	Sincere McCormick 1 yd run (Hunter Duplessis kick)	42-10
			2 plays, 22 yards, TOP: 1:01	
	09:31	LAT	Samuel Emilius 21 yd pass from Austin Kendall (Griffin Hebert pass failed)	42-16
			7 plays, 75 yards, TOP: 3:07	
	01:06	UTSA	Hunter Duplessis 38 yd field goal	45-16
			7 plays, 36 yards, TOP: 4:12	

	UTSA	LA Tech
FIRST DOWNS.....	21	22
RUSHES-YARDS (NET).....	41-213	33-62
PASSING YDS (NET).....	193	339
PASSES ATT-COMP-INT.....	19-12-0	38-26-2
TOTAL OFFENSE PLAYS-YARDS.....	60-406	71-401
FUMBLE RETURNS-YARDS.....	0-0	0-0
PUNT RETURNS-YARDS.....	1-13	3-23
KICKOFF RETURNS-YARDS.....	2-24	5-106
INTERCEPTION RETURNS-YARDS.....	2-51	0-0
PUNTS (NUMBER-AVG).....	5-43.0	5-47.6
FUMBLES-LOST.....	0-0	2-1
PENALTIES-YARDS.....	5-67	8-78
POSSESSION TIME.....	27:18	32:42
THIRD-DOWN CONVERSIONS.....	3 OF 10	6 OF 15
FOURTH-DOWN CONVERSIONS.....	0 OF 0	0 OF 1
RED-ZONE SCORES-CHANCES.....	4-4	1-2
SACKS BY: NUMBER-YARDS.....	6-44	0-0

RUSHING: **UTSA**-Sincere McCormick 23-113; Frank Harris 8-59; B.J. Daniels 8-39; Josh Adkins 1-3; TEAM 1-minus 1. **Louisiana Tech**-Marcus Williams Jr. 13-66; Keyon Brooks 3-22; Aaron Allen 2-2; Greg Garner 5-1; Austin Kendall 10-minus 29.

PASSING: **UTSA**-Frank Harris 12-19-0-193. **Louisiana Tech**-Austin Kendall 23-34-1-279; Aaron Allen 3-4-1-60.

RECEIVING: **UTSA**-Zakhari Franklin 5-118; De'Corian Clark 2-12; Joshua Cephus 2-11; Tykee Ogle-Kellogg 1-34; Gavin Sharp 1-10; Leroy Watson 1-8. **Louisiana Tech**-Smoke Harris 7-108; Bub Means 4-73; Isaiah Graham 4-26; Marcus Williams Jr. 3-36; Griffin Hebert 2-24; Keyon Brooks 2-19; Samuel Emilius 1-21; Tre Harris 1-14; Kyle Maxwell 1-14; Praise Okorie 1-4.

INTERCEPTIONS: **UTSA**-Dadrian Taylor 1-51; Jarrett Preston 1-0. **Louisiana Tech**-None.

FUMBLES: **UTSA**-None. **Louisiana Tech**-TEAM 1-0; Means, Bub 1-1.

« 2021 UTSA GAME RECAPS »



SATURDAY, OCT. 2 UTSA 24, UNLV 17 SAN ANTONIO (ALAMODOME)

SAN ANTONIO — Frank Harris passed for 278 yards and two touchdowns and Dadrion Taylor registered a pair of sacks, as UTSA held off UNLV 24-17 to equal the best start in program history on Saturday at the Alamodome.

The Roadrunners built a 24-10 second-half lead but had to hold off the Rebels (0-5) in the final minute, using a sack from DeQuarius Henry and Clarence Hicks on fourth down to seal the win and match the 2012 team's 5-0 start as the best in school history. UTSA's eighth win in the last nine games also improved second-year head coach Jeff Traylor to 12-5.

Harris completed 24 of 30 passes in logging his third 200-yard passing game of the year. Joshua Cephus was his favorite target, catching eight passes for 84 yards and a TD, while De'Corian Clark recorded his first 100-yard receiving game with 109 yards and a score on seven receptions. Sincere McCormick added 89 rushing yards and a touchdown on 29 carries.

Meanwhile, Taylor's two sacks led a six-sack night for the UTSA defense, which posted nine total tackles behind the line of scrimmage. The Shiner native had seven total stops, five solo.

Rashad Wisdom led all Roadrunners with eight tackles, while Antonio Parks and Jamal Ligon turned in six tackles apiece to help the defense hold UNLV to 35 rushing yards, the fourth straight game holding an opponent to fewer than 100 yards on the ground.

Attendance: 20,154	1	2	3	4	Final
UNLV (0-5)	7	3	0	7	17
UTSA (5-0)	7	10	7	0	24

SCORING SUMMARY

1st	04:48	UTSA	Joshua Cephus 9 yd pass from Frank Harris (Hunter Duplessis kick)	0-7
	04:31	UNLV	Steve Jenkins 63 yd pass from Cameron Friel (Dani Gutierrez kick)	7-7
			1 play, 63 yards, TOP: 0:17	
2nd	09:00	UNLV	Dani Gutierrez 34 yd field goal	10-7
	06:32	UTSA	Hunter Duplessis 25 yd field goal	10-10
			7 plays, 68 yards, TOP: 2:28	
	00:21	UTSA	Sincere McCormick 1 yd run (Hunter Duplessis kick)	10-17
			12 plays, 49 yards, TOP: 4:01	
3rd	02:55	UTSA	De'Corian Clark 31 yd pass from Frank Harris (Hunter Duplessis kick)	10-24
			4 plays, 53 yards, TOP: 1:23	
4th	06:46	UNLV	Zyell Griffin 9 yd pass from Justin Rogers (Dani Gutierrez kick)	17-24
			15 plays, 80 yards, TOP: 6:43	

	UNLV	UTSA
FIRST DOWNS.....	20	23
RUSHES-YARDS (NET).....	29-35	41-104
PASSING YDS (NET).....	316	278
PASSES ATT-COMP-INT.....	38-26-2	30-24-0
TOTAL OFFENSE PLAYS-YARDS.....	67-351	71-382
FUMBLE RETURNS-YARDS.....	0-0	0-0
PUNT RETURNS-YARDS.....	1-6	1-2
KICKOFF RETURNS-YARDS.....	1-22	2-62
INTERCEPTION RETURNS-YARDS.....	0-0	2-6
PUNTS (NUMBER-AVG).....	2-44.5	3-40.3
FUMBLES-LOST.....	1-1	1-0
PENALTIES-YARDS.....	7-36	3-25
POSSESSION TIME.....	30:41	29:19
THIRD-DOWN CONVERSIONS.....	5 OF 13	6 OF 15
FOURTH-DOWN CONVERSIONS.....	1 OF 3	1 OF 2
RED-ZONE SCORES-CHANCES.....	2-3	3-4
SACKS BY: NUMBER-YARDS.....	0-0	6-33

RUSHING: UNLV-Charlie Williams 15-48; had Magyar 4-12; Courtney Reese 1-2; Williams, Kyle 1-1; Cameron Friel 8-minus 28. **UTSA**-Sincere McCormick 29-89; Frank Harris 7-22; Brenden Brady 3-7; TEAM 2-minus 14.

PASSING: UNLV-Cameron Friel 25-37-2-307; Justin Rogers 1-1-0-9. **UTSA**-Frank Harris 24-30-0-278.

RECEIVING: UNLV-Giovanni Fauolo 6-40; Steve Jenkins 5-114; Kilinahe Mendiola-Jensen 5-62; Kyle Williams 5-42; Zyell Griffin 3-46; Charlie Williams 1-4; Courtney Reese 0-6. **UTSA**-Joshua Cephus 8-84; De'Corian Clark 7-109; Tykee Ogle-Kellogg 3-19; Oscar Cardenas 2-25; Sincere McCormick 1-19; Brenden Brady 1-13; Tre'Von Bradley 1-6; Frank Harris 1-3.

INTERCEPTIONS: UNLV-None. **UTSA**-Jahmal Sam 1-6; Tariq Woolen 1-0.

FUMBLES: UNLV-Cameron Friel 1-1. **UTSA**-TEAM 1-0.

SATURDAY, OCT. 9 UTSA 52, WKU 46 BOWLING GREEN, KY. (SMITH STADIUM)

BOWLING GREEN, Ky. — Frank Harris threw for a school-record six touchdowns and Clarence Hicks intercepted a pass at the 3-yard line in the final minute, as UTSA held on for a 52-46 win over WKU in Conference USA action on Saturday night at Houchens-Smith Stadium.

Harris completed 28 of 38 passes for 347 yards on the night and also caught one TD pass, giving him seven total scores on the night, to help lead the Roadrunners to the first 6-0 start in school history and to a 2-0 league record. The Schertz Clemens High School product also rushed for 51 yards, giving him a school-record 400 yards of total offense. He found De'Corian Clark seven times for a career-best 160 yards and program-record three touchdown receptions.

UTSA built a 52-43 lead late in the contest but the Hilltoppers (1-4) cut the deficit to six after Brayden Narveson drilled a 27-yard field goal with 4:22 left to play.

WKU then got the ball back with 3:21 left and drove deep inside UTSA territory in the final minute. On third down and goal from the 15, Hicks dropped back into coverage and dove in front of Bailey Zappe's 60th pass attempt of the night, securing the game-sealing interception and make the Roadrunners bowl eligible for the second straight season.

Sincere McCormick logged his fourth 100-yard rushing game of the season and school-record 14th of his career with 120 yards on 23 carries, while Joshua Cephus had eight catches for 83 yards and a TD and Zakhari Franklin hauled in eight passes for 50 yards to help UTSA pile up 564 yards of offense.

Attendance: 15,243	1	2	3	4	Final
UTSA (6-0, 2-0)	14	14	14	10	52
WKU (1-4, 0-1)	10	14	13	9	46

SCORING SUMMARY

1st	14:13	UTSA	De'Corian Clark 30 yd pass from Frank Harris (Hunter Duplessis kick)	7-0
			3 plays, 75 yards, TOP: 0:47	
	10:11	WKU	Brayden Narveson 34 yd field goal	7-3
			8 plays, 54 yards, TOP: 3:56	
	05:03	UTSA	Tykee Ogle-Kellogg 15 yd pass from Frank Harris (Hunter Duplessis kick)	14-3
			14 plays, 75 yards, TOP: 5:08	
	00:49	WKU	Jerreth Sterns 3 yd pass from Bailey Zappe (Brayden Narveson kick)	14-10
			12 plays, 58 yards, TOP: 4:04	
2nd	11:22	WKU	Adam Cofield 10 yd run (Brayden Narveson kick)	14-17
			8 plays, 74 yards, TOP: 3:26	
	08:25	UTSA	Frank Harris 23 yd pass from Joshua Cephus (Hunter Duplessis kick)	21-17
			8 plays, 75 yards, TOP: 2:57	
	04:47	WKU	Dalvin Smith 33 yd pass from Bailey Zappe (Brayden Narveson kick)	21-24
			9 plays, 82 yards, TOP: 3:32	
	00:40	UTSA	Oscar Cardenas 11 yd pass from Frank Harris (Hunter Duplessis kick)	28-24
			3 plays, 32 yards, TOP: 0:32	
3rd	12:46	WKU	Malachi Corley 24 yd pass from Bailey Zappe (Brayden Narveson kick)	28-31
			3 plays, 24 yards, TOP: 0:52	
	10:38	UTSA	De'Corian Clark 18 yd pass from Frank Harris (Hunter Duplessis kick)	35-31
			6 plays, 75 yards, TOP: 2:08	
	06:06	UTSA	Joshua Cephus 3 yd pass from Frank Harris (Hunter Duplessis kick)	42-31
			7 plays, 57 yards, TOP: 3:55	
	00:50	WKU	Mitchell Tinsley 40 yd pass from Bailey Zappe (Bailey Zappe rush failed)	42-37
			3 plays, 95 yards, TOP: 0:33	
4th	10:01	UTSA	Hunter Duplessis 35 yd field goal	45-37
			10 play, 57 yards, TOP: 5:49	
	08:04	WKU	Jerreth Sterns 20 yd pass from Bailey Zappe (Bailey Zappe pass failed)	45-43
			7 plays, 75 yards, TOP: 1:57	
	06:39	UTSA	De'Corian Clark 43 yd pass from Frank Harris (Hunter Duplessis kick)	52-43
			4 plays, 75 yards, TOP: 1:25	
	04:22	WKU	Brayden Narveson 27 yd field goal,	52-46
			10 plays, 66 yards, TOP: 2:17	

	UTSA	WKU
FIRST DOWNS.....	32	35
RUSHES-YARDS (NET).....	37-192	29-147
PASSING YDS (NET).....	372	523
PASSES ATT-COMP-INT.....	39-29-1	60-38-1
TOTAL OFFENSE PLAYS-YARDS.....	76-564	89-670
FUMBLE RETURNS-YARDS.....	0-0	0-0
PUNT RETURNS-YARDS.....	2-37	1-1
KICKOFF RETURNS-YARDS.....	0-0	6-144
INTERCEPTION RETURNS-YARDS.....	1-0	1-5
PUNTS (NUMBER-AVG).....	3-39.3	2-61.0
FUMBLES-LOST.....	2-1	1-1
PENALTIES-YARDS.....	3-25	8-77
POSSESSION TIME.....	29:56	30:04
THIRD-DOWN CONVERSIONS.....	4 OF 11	9 OF 16
FOURTH-DOWN CONVERSIONS.....	3 OF 3	0 OF 1
RED-ZONE SCORES-CHANCES.....	5-5	5-6
SACKS BY: NUMBER-YARDS.....	1-7	0-0

RUSHING: **UTSA**-Sincere McCormick 23-120; Frank Harris 9-51; B.J. Daniels 2-18; Joshua Cephus 1-5; TEAM 2-minus 2. **WKU**-Adam Cofield 9-65; Noah Whittington 8-49; Kyle Robichaux 6-31; Bailey Zappe 6-2.

PASSING: **UTSA**-Frank Harris 28-38-1-349; Joshua Cephus 1-1-0-23. **WKU**-Bailey Zappe 38-60-1-523.

RECEIVING: **UTSA**-Joshua Cephus 8-83; Zakhari Franklin 8-50; De'Corian Clark 7-160; Sincere McCormick 2-22; Oscar Cardenas 2-19; Frank Harris 1-23; Tykee Ogle-Kellogg 1-15. **WKU**-Jerreth Sterns 16-195; Mitchell Tinsley 5-102; Daewood Davis 5-75; Dalvin Smith 2-43; Malachi Corley 2-33; Josh Sterns 2-28; Joey Beljan 2-17; Adam Cofield 1-12; Ben Ratzlaff 1-9; C.J. Jones 1-5; Noah Whittington 1-4.

INTERCEPTIONS: **UTSA**-Clarence Hicks 1-0. **WKU**-A.J. Brathwaite 1-5.

FUMBLES: **UTSA**-Sheldon Jones 1-1; Frank Harris 1-0. **WKU**-A.J. Brathwaite 1-1.

« 2021 UTSA GAME RECAPS »

SATURDAY, OCT. 16 UTSA 45, RICE 0 SAN ANTONIO (ALAMODOME)



SAN ANTONIO — Trevor Harmanson and Corey Mayfield Jr. each had an interception return for a touchdown and Joshua Cephus caught a pair of TD passes to lead UTSA to a 45-0 shutout of Rice in Conference USA action on Saturday night in front of 27,515 fans at the Alamodome.

The Roadrunners held the Owls to 102 yards of offense — a school record for fewest yards allowed — to improve to 7-0 overall and 3-0 in league play for the first time in school history with their second shutout of the season and largest margin of victory in a conference game. UTSA now is riding the longest winning streak in program annals and has won 10 of its last 11 contests dating back to last season.

The two interception returns for scores marked the third time UTSA has posted two defensive touchdowns in a game and the first since the 25-6 win at UTEP in 2015. It was Mayfield's second INT of the season and fourth of his career, while Harmanson picked off a pass for the second time as a Roadrunner to go along with a sack for a 9-yard loss.

Offensively, UTSA piled up 403 yards of offense, including a season-high 261 on the ground. Sincere McCormick led the way by posting his fifth 100-yard game of the season and school-record 15th of his career with 117 yards on 13 carries (9.0 ypc), while B.J. Daniels added 54 yards on seven rushes.

Frank Harris completed 12 of 19 passes for 125 yards and two touchdowns and also ran for 47 yards on five totes. His favorite target was Cephus, who had four catches for 63 yards and the two scores.

Attendance: 27,515	1	2	3	4	Final
Rice (2-4, 1-1)	0	0	0	0	0
UTSA (7-0, 3-0)	17	14	14	0	45

SCORING SUMMARY

1st	10:58	UTSA	Frank Harris 7 yd run (Hunter Duplessis kick)	0-7
	04:28	UTSA	Hunter Duplessis 30 yd field goal	0-10
	00:40	UTSA	B.J. Daniels 11 yd run (Hunter Duplessis kick)	0-17
2nd	13:21	UTSA	Trevor Harmanson 40 yd interception return (Hunter Duplessis kick)	0-24
	00:26	UTSA	Joshua Cephus 2 yd pass from Frank Harris (Hunter Duplessis kick)	0-31
	13:06	UTSA	Corey Mayfield Jr. 49 yd interception return (Hunter Duplessis kick)	0-38
	04:08	UTSA	Joshua Cephus 12 yd pass from Frank Harris (Hunter Duplessis kick)	0-45

	Rice	UTSA
FIRST DOWNS.....	8	22
RUSHES-YARDS (NET).....	36-66	38-261
PASSING YDS (NET).....	36	142
PASSES ATT-COMP-INT.....	16-8-2	24-14-0
TOTAL OFFENSE PLAYS-YARDS.....	52-102	62-403
FUMBLE RETURNS-YARDS.....	0-0	0-0
PUNT RETURNS-YARDS.....	1-4	7-54
KICKOFF RETURNS-YARDS.....	4-91	0-0
INTERCEPTION RETURNS-YARDS.....	0-0	2-89
PUNTS (NUMBER-AVG).....	10-47.8	5-45.6
FUMBLES-LOST.....	0-0	2-0
PENALTIES-YARDS.....	4-28	3-35
POSSESSION TIME.....	31:11	28:49
THIRD-DOWN CONVERSIONS.....	3 OF 14	4 OF 11
FOURTH-DOWN CONVERSIONS.....	0 OF 1	0 OF 1
RED-ZONE SCORES-CHANCES.....	0-0	5-5
SACKS BY: NUMBER-YARDS.....	1-4	3-37

RUSHING: Rice-Ari Broussard 10-61; Jordan Myers 7-20; Khalan Griffin 9-20; Cameron Montgomery 2-minus 6; Cedric Patterson III 1-minus 7; Luke McCaffrey 5-minus 7; Jake Constantine 2-minus 15. **UTSA-**Sincere McCormick 13-117; B.J. Daniels 7-54; Frank Harris 5-47; Kevorian Barnes 6-16; Tre'Von Bradley 1-7; Josh Adkins 2-7; De'Corian Clark 1-7; Jaylon Lott 3-6.

PASSING: Rice-Luke McCaffrey 5-10-1-15; Jake Constantine 3-6-1-21. **UTSA-**Frank Harris 12-19-0-125; Josh Adkins 2-5-0-17.

RECEIVING: Rice-Cedric Patterson III 4-19; Jake Bailey 2-13; Jack Bradley 1-6; Jordan Myers 1-minus 2. **UTSA-**Joshua Cephus 4-63; De'Corian Clark 3-23; Zakhari Franklin 3-7; Tykee Ogle-Kellogg 2-17; Oscar Cardenas 1-25; Tre'Von Bradley 1-7.

INTERCEPTIONS: Rice-None. **UTSA-**Corey Mayfield Jr. 1-49; Trevor Harmanson 1-40.

FUMBLES: Rice-None. **UTSA-**Joshua Cephus 1-0; Jaylon Lott 1-0.

SATURDAY, OCT. 23 UTSA 45, LOUISIANA TECH 16 RUSTON, LA. (JOE AILLET STADIUM)

RUSTON, La. — Sincere McCormick rushed for 113 yards and three touchdowns, Zakhari Franklin had 118 receiving yards and a pair of scores and Clarence Hicks posted two and a half sacks to lead No. 24 UTSA to a 45-16 victory over Louisiana Tech in Conference USA action on Saturday night at Joe Aillet Stadium.

The Roadrunners erased an early deficit to register their first-ever win against the Bulldogs (2-5, 1-2) in Ruston, running their school-record winning streak to eight games to start the season. UTSA also improved to 4-0 in league play for the first time in program history, staying atop the C-USA West Division.

McCormick's third straight and sixth 100-yard game of the season and school-record 16th of his career helped pace a balanced offensive attack that piled up 406 total yards, 213 on the ground and 193 through the air. For the second time this season and third time in his career, the Converse Judson High School product reached the end zone three times to match the school record.

Franklin's third 100-yard output of the fall and UTSA-record eighth of his career led the aerial attack, and he did his damage on just five catches. The Cedar Hill native also became the school's all-time receptions leader, as the career receiving yardage record-holder now has 132.

Meanwhile, Hicks led a pressure defense that equaled season highs for sacks with six and tackles for loss with 10. The six sacks actually tied the school record for a game done twice previously, including against UNLV earlier this month. The Pensacola, Fla., native totaled four tackles with 2.5 sacks and a pair of quarterback hurries.

Attendance: 18,314	1	2	3	4	Final
UTSA (8-0, 4-0)	7	14	7	17	45
Louisiana Tech (2-5, 1-2)	10	0	0	6	16

SCORING SUMMARY

1st	13:24	MEM	Ward Ducksworth 0 yd fumble recovery (Joe Doyle kick)	0-7
	09:23	MEM	Rodrigues Clark 7 yd run (Joe Doyle kick)	0-14
	06:22	MEM	Calvin Austin III 60 yd pass from Seth Henigan (Joe Doyle kick)	0-21
2nd	09:54	UTSA	Sincere McCormick 12 yd run (Hunter Duplessis kick)	7-21
3rd	05:25	UTSA	Sincere McCormick 8 yd run (Hunter Duplessis kick)	14-21
	02:44	MEM	Brandon Thomas 1 yd run (Joe Doyle kick)	14-28
4th	13:35	UTSA	Zakhari Franklin 7 yd pass from Frank Harris (Hunter Duplessis kick)	21-28
	10:30	UTSA	Sincere McCormick 1 yd run (Hunter Duplessis kick)	28-28
	00:00	UTSA	Hunter Duplessis 42 yd field goal	31-28

	UTSA	Memphis
FIRST DOWNS.....	25	16
RUSHES-YARDS (NET).....	62-205	32-78
PASSING YDS (NET).....	194	329
PASSES ATT-COMP-INT.....	30-19-0	25-15-0
TOTAL OFFENSE PLAYS-YARDS.....	92-399	57-398
FUMBLE RETURNS-YARDS.....	1-12	1-0
PUNT RETURNS-YARDS.....	1-7	1-23
KICKOFF RETURNS-YARDS.....	0-0	2-52
INTERCEPTION RETURNS-YARDS.....	0-0	0-0
PUNTS (NUMBER-AVG).....	5-50.8	6-40.0
FUMBLES-LOST.....	2-1	3-2
PENALTIES-YARDS.....	4-46	8-73
POSSESSION TIME.....	35:42	24:18
THIRD-DOWN CONVERSIONS.....	9 OF 20	4 OF 12
FOURTH-DOWN CONVERSIONS.....	2 OF 4	1 OF 1
RED-ZONE SCORES-CHANCES.....	4-4	2-2
SACKS BY: NUMBER-YARDS.....	2-15	2-16

RUSHING: UTSA-Sincere McCormick 41-184; Brenden Brady 13-36; Frank Harris 7-minus 1; TEAM 1-minus 14. **Memphis-**Brandon Thomas 20-73; Rodrigues Clark 2-11; Gabriel Rogers 1-4; Marquavi Weaver 1-0; TEAM 1-minus 9; Seth Henigan 7-minus 10.

PASSING: UTSA-Frank Harris 18-28-0-186; Brenden Brady 1-1-0-8; TEAM 0-1-0-0. **Memphis-**Seth Henigan 15-25-0-329.

RECEIVING: UTSA-Zakhari Franklin 7-51; Joshua Cephus 6-82; Sincere McCormick 3-33; Dan Dishman 2-20; Tykee Ogle-Kellogg 1-8. **Memphis-**Sean Dykes 6-167; Calvin Austin III 6-142; Brandon Thomas 3-20.

FUMBLES: UTSA-TEAM 2-1. **Memphis-**Seth Henigan 1-1; Brandon Thomas 1-1; TEAM 1-0.

« 2021 UTSA GAME RECAPS »

SATURDAY, NOV. 6 UTSA 44, UTEP 23 EL PASO (SUN BOWL)

EL PASO — Sincere McCormick rushed for 169 yards and Zakhari Franklin racked up 114 receiving yards and two touchdown catches to help lead No. 16 UTSA to a 44-23 victory over UTEP in Conference USA action on Saturday night in front of 31,658 fans at the Sun Bowl.

The Roadrunners extended their school-record winning streak to nine games in running their overall record to 9-0 — their most victories in a season — and league mark to 5-0. UTSA also improved to 5-0 all-time against the Miners (6-3, 3-2) in El Paso with their 12th win in the last 13 games.

McCormick logged his seventh 100-yard performance of the season, tying his own school standard, and UTSA-record 17th of his career on 21 carries, surpassing the 1,000-yard barrier for the second straight season in the process (1,060). The Converse Judson High School product also had a touchdown on the ground and caught a pair of passes for 20 yards.

Franklin did his damage through the air, catching 10 passes en route to his fourth 100-yard output of the season, matching his own UTSA record and extending his career mark to nine.

Frank Harris directed the offense to his fourth straight game of scoring 40 or more points. The Schertz Clemens High School graduate completed 22 of 34 passes for 286 yards and two touchdowns and he also ran for 76 yards and a pair of scores, helping UTSA tally 562 yards of offense, including a season-best 276 rushing.

Rashad Wisdom paced the defense with 10 tackles, including eight solo stops, to go with a pass breakup. Antonio Parks posted a pair of PBUs and three tackles, while Trumane Bell II, Brandon Brown, Jaylon Haynes, Denzel Feaster and Charles Wiley recorded a tackle for loss apiece.

Attendance: 31,658	1	2	3	4	Final
UTSA (9-0, 5-0)	16	14	7	7	44
UTEP (6-3, 3-2)	6	3	7	7	23

SCORING SUMMARY

1st	14:43	UTSA	Sincere McCormick 75 yd run (Hunter Duplessis kick)	7-0
			2 plays, 75 yards, TOP: 0:17	
	12:13	UTSA	Hunter Duplessis 51 yd field goal	10-0
			7 plays, 36 yards, TOP: 2:12	
	07:29	UTSA	Hunter Duplessis 41 yd field goal	13-0
			7 plays, 33 yards, TOP: 3:17	
	05:21	UTEP	Tyrin Smith 35 yd pass from Gavin Hardison (Gavin Baechle kick failed)	13-6
			5 plays, 75 yards, TOP: 2:08	
	00:00	UTSA	Hunter Duplessis 33 yd field goal	16-6
			13 plays, 59 yards, TOP: 5:21	
2nd	05:03	UTSA	Frank Harris 1 yd run (Hunter Duplessis kick)	23-6
			11 plays, 81 yards, TOP: 4:31	
	00:27	UTSA	Zakhari Franklin 7 yd pass from Frank Harris (Hunter Duplessis kick)	30-6
			9 plays, 80 yards, TOP: 2:16	
	00:00	UTEP	Gavin Baechle 50 yd field goal	30-9
			4 plays, 43 yards, TOP: 0:27	
3rd	04:13	UTSA	Zakhari Franklin 7 yd pass from Frank Harris (Hunter Duplessis kick)	37-9
			13 plays, 96 yards, TOP: 4:22	
	00:28	UTEP	Tyrin Smith 42 yd pass from Gavin Hardison (Gavin Baechle kick)	37-16
			8 plays, 79 yards, TOP: 3:37	
4th	10:45	UTSA	Frank Harris 3 yd run (Hunter Duplessis kick)	44-16
			8 plays, 75 yards, TOP: 4:43	
	06:42	UTEP	Justin Garrett 7 yd pass from Gavin Hardison (Gavin Baechle kick)	44-23
			11 plays, 75 yards, TOP: 4:03	

	UTSA	UTEP
FIRST DOWNS.....	28	20
RUSHES-YARDS (NET).....	42-276	32-127
PASSING YDS (NET).....	286	247
PASSES ATT-COMP-INT.....	34-22-0	30-13-0
TOTAL OFFENSE PLAYS-YARDS.....	76-562	62-374
FUMBLE RETURNS-YARDS.....	0-0	0-0
PUNT RETURNS-YARDS.....	0-0	0-0
KICKOFF RETURNS-YARDS.....	0-0	2-40
INTERCEPTION RETURNS-YARDS.....	0-0	0-0
PUNTS (NUMBER-AVG).....	0-0	3-36.7
FUMBLES-LOST.....	0-0	1-0
PENALTIES-YARDS.....	9-85	7-55
POSSESSION TIME.....	33:41	26:19
THIRD-DOWN CONVERSIONS.....	7 OF 14	7 OF 14
FOURTH-DOWN CONVERSIONS.....	1 OF 1	2 OF 3
RED-ZONE SCORES-CHANCES.....	6-7	1-3
SACKS BY: NUMBER-YARDS.....	1-7	0-0

RUSHING: UTSA-Sincere McCormick 21-169; Frank Harris 9-76; B.J. Daniels 8-34; Leroy Watson 1-1; TEAM 3-minus 4. UTEP-Ronald A Watt 6-83; Deion Hankins 8-21; Jacob Cowing 1-10; Gavin Hardison 6-8; James Tupou 1-5.

PASSING: UTSA-Frank Harris 22-34-0-286. UTEP-Gavin Hardison 13-30-0-247.

RECEIVING: UTSA-Zakhari Franklin 10-114; Joshua Cephus 3-45; De'Corian Clark 2-48; Gavin Sharp 2-29; Sincere McCormick 2-20; Oscar Cardenas 1-24; Cade Stoeber 1-5. UTEP-Jacob Cowing 5-112; Tyrin Smith 3-91; Justin Garrett 3-26; Ronald A Watt 1-11; FReynaldo Flores 1-7.

FUMBLES: UTSA-None. UTEP-TEAM 1-0.

SATURDAY, NOV. 13 UTSA 27, SOUTHERN MISS 17 SAN ANTONIO (ALAMODOME)



SAN ANTONIO — UTSA forced three turnovers in the fourth quarter to help the Roadrunners outlast Southern Miss 27-17 in Conference USA action on Saturday in front of a season-high 30,105 fans at the Alamodome.

UTSA used the key takeaways to help break a 17-17 tie after three quarters and run its record to 10-0 overall and 6-0 in the league. The Roadrunners came up with a pair of fumble recoveries and an interception in the final six minutes and 39 seconds to help seal their program-record eighth straight home win and push their school-record winning streak to double figures.

Trevor Harmanson forced a fumble on Golden Eagles quarterback Antavio Willis that was recovered by Jahmal Sam at the Southern Miss 33-yard line to help set up Hunter Duplessis for a 24-yard field goal with 4:39 left that gave UTSA the lead for good at 20-17.

On Southern Miss' next possession deep in its own territory, Corey Mayfield Jr. stripped the ball loose from Willis and Charles Wiley scooped it up and returned it to the 9-yard line. On the next play, Sincere McCormick pounded his way into the end zone to help provide the final 10-point margin.

Antonio Parks then picked off a Willis pass attempt on the next drive and raced 44 yards down the sideline to the USM 10 with a little more than two minutes left to play to help seal UTSA's 13th win in the last 14 contests.

McCormick rushed for 90 yards and the touchdown on 19 carries, while Joshua Cephus registered his first 100-yard receiving game with eight catches for 106 yards, including a 40-yard catch-and-run score just before halftime that helped knot the score at 10-10.

Frank Harris completed 17 of 30 passes for 227 yards and two TDs and the Schertz Clemens High School product added 54 yards on the ground to help the offense post 370 yards for the day.

Meanwhile, the defense limited the Golden Eagles to 189 yards, the fourth time holding an opponent to fewer than 200 yards this season. UTSA also yielded just 53 passing yards, the third time allowing 60 or less yards through the air this season.

Jamal Ligon led the way with nine tackles, Harmanson made eight stops and Rashad Wisdom posted six tackles for the Roadrunners. Jaylon Haynes had four tackles, including 1.5 behind the line of scrimmage and a sack while Mayfield Jr. logged a pair of stops for loss and a sack as part of three total tackles.

Attendance: 30,105	1	2	3	4	Final
Southern Miss (1-0, 0-6)	0	10	7	0	17
UTSA (10-0, 6-0)	0	10	7	10	27

SCORING SUMMARY

2nd	13:00	UTSA	Hunter Duplessis 23 yd field goal	0-3
			6 plays, 40 yards, TOP: 1:39	
	10:32	USM	Frank Gore 9 yd run (Brig Bourgeois kick)	7-3
			4 plays, 18 yards, TOP: 2:28	
	02:19	USM	Brig Bourgeois 36 yd field goal	10-3
			11 plays, 49 yards, TOP: 6:16	
	01:21	UTSA	Joshua Cephus 40 yd pass from Frank Harris (Hunter Duplessis kick)	10-10
			4 plays, 75 yards, TOP: 0:58	
3rd	14:13	USM	Natrone Brooks 34 yd interception return (Brig Bourgeois kick)	17-10
	00:00	UTSA	Leroy Watson 24 yd pass from Frank Harris (Hunter Duplessis kick)	17-17
			8 plays, 58 yards, TOP: 3:00	
4th	04:39	UTSA	Hunter Duplessis 24 yd field goal	17-20
			6 plays, 28 yards, TOP: 2:00	
	04:19	UTSA	Sincere McCormick 9 yd run (Hunter Duplessis kick)	17-27
			1 play, 9 yards, TOP: 0:06	

	USM	UTSA
FIRST DOWNS.....	10	16
RUSHES-YARDS (NET).....	47-137	26-143
PASSING YDS (NET).....	52	227
PASSES ATT-COMP-INT.....	7-4-1	30-17-2
TOTAL OFFENSE PLAYS-YARDS.....	54-189	56-370
FUMBLE RETURNS-YARDS.....	0-0	1-8
PUNT RETURNS-YARDS.....	0-0	0-0
KICKOFF RETURNS-YARDS.....	5-138	0-0
INTERCEPTION RETURNS-YARDS.....	2-57	1-44
PUNTS (NUMBER-AVG).....	4-43.8	3-47.0
FUMBLES-LOST.....	4-2	0-0
PENALTIES-YARDS.....	16-88	4-45
POSSESSION TIME.....	37:14	22:46
THIRD-DOWN CONVERSIONS.....	1 OF 11	5 OF 13
FOURTH-DOWN CONVERSIONS.....	1 OF 2	0 OF 1
RED-ZONE SCORES-CHANCES.....	2-3	3-5
SACKS BY: NUMBER-YARDS.....	1-4	2-20

RUSHING: Southern Miss-Frank Gore 20-123; Antavio Willis 19-46; Dajon Richard 3-12; Team 5-minus 44. UTSA-Sincere McCormick 19-90; Frank Harris 6-54; TEAM 1-minus 1.

PASSING: Southern Miss-Antavio Willis 2-4-1-19; Frank Gore 2-3-0-33. UTSA-Frank Harris 17-30-2-227.

RECEIVING: Southern Miss-Jason Brownlee 3-51; Brad Dennis 1-1. UTSA-Joshua Cephus 8-106; Zakhari Franklin 3-64; Sincere McCormick 2-7; De'Corian Clark 2-6; Leroy Watson 1-24; Oscar Cardenas 1-20.

INTERCEPTIONS: Southern Miss-Natrone Brooks 1-34; Eric Scott 1-23. UTSA-Antonio Parks 1-44.

FUMBLES: Southern Miss-Antavio Willis 2-2; Team 2-0. UTSA-None.

« 2021 UTSA GAME RECAPS »



SATURDAY, NOV. 20 UTSA 34, UAB 31 SAN ANTONIO (ALAMODOME)

SAN ANTONIO — Oscar Cardenas caught a touchdown pass from Frank Harris with three seconds left to lift No. 15 UTSA to a 34-31 victory over UAB, clinching the Conference USA West Division title on Saturday in front of a season-high 35,147 at the Alamodome.

Trailing by four points with one minute and six seconds left and no timeouts remaining, the Roadrunners (11-0, 7-0) drove 77 yards for the winning score to push their school-record winning streak to 11 games and their league winning streak to 10, and secure the right to host the 2021 Ryan Conference USA Championship Game at 6 p.m. on Friday, Dec. 3. UTSA also won for the program-record ninth straight time at home in the fifth-largest crowd in school annals.

Cardenas also had a 28-yard reception on the second play of the final drive that moved the ball from the UTSA 23-yard line out to midfield. Harris then completed consecutive passes to De'Corian Clark for six and 33 yards, setting up the Roadrunners at the UAB 10. Harris, who threw for 323 yards and three TDs on 25-of-36 passing, scrambled down to the 1-yard line only to be stopped short with nine seconds left on the clock. Following an incompletion on second and goal, Harris scooped up a low snap and found Cardenas, who hauled in the game-winner after a deflection near the back of the end zone.

Hunter Duplessis — who made a pair of key field goals — drilled the extra point to give UTSA a three-point cushion and then Dadrion Taylor made the game-clinching tackle on the ensuing kickoff to end the game.

The defending conference champion Blazers (7-4, 5-2) took a 31-27 lead with 5:19 remaining on a 15-yard TD run by Dwayne McBride, who rushed for 114 yards on 24 carries.

That score came after UTSA took its first lead of the day at 27-24 on a 49-yard field goal by Duplessis with 1:21 left in the third quarter.

Attendance: 35,147	1	2	3	4	Final
UAB (7-4, 5-2)	14	10	0	7	31
UTSA (11-0, 7-0)	7	10	10	7	34

SCORING SUMMARY

1st	14:08	UAB	Tre Shropshire 74 yd pass from Dylan Hopkins (Matt Quinn kick)	7-0
	04:16	UTSA	Zakhari Franklin 15 yd pass from Frank Harris (Hunter Duplessis kick)	7-7
	00:08	UAB	Tre Shropshire 40 yd pass from Hopkins, Dylan (Matt Quinn kick)	14-7
2nd	10:24	UTSA	Sincere McCormick 8 yd run (Hunter Duplessis kick)	14-14
	05:41	UAB	Dylan Hopkins 8 yd run (Matt Quinn kick)	21-14
	02:18	UTSA	Hunter Duplessis 51 yd field goal	21-17
	00:00	UAB	Matt Quinn 23 yd field goal	24-17
3rd	14:09	UTSA	Zakhari Franklin 54 yd pass from Frank Harris (Hunter Duplessis kick)	24-24
	01:21	UTSA	Hunter Duplessis 49 yd field goal	24-27
4th	05:19	UAB	DeWayne McBride 16 yd run (Matt Quinn kick)	31-27
	00:03	UTSA	Oscar Cardenas 1 yd pass from Frank Harris (Hunter Duplessis kick)	31-34

	UAB	UTSA
FIRST DOWNS.....	19	19
RUSHES-YARDS (NET).....	39-220	34-52
PASSING YDS (NET).....	254	323
PASSES ATT-COMP-INT.....	22-15-1	36-25-0
TOTAL OFFENSE PLAYS-YARDS.....	61-474	70-375
FUMBLE RETURNS-YARDS.....	0-0	0-0
PUNT RETURNS-YARDS.....	1-3	1-1
KICKOFF RETURNS-YARDS.....	2-23	1-25
INTERCEPTION RETURNS-YARDS.....	0-0	1-0
PUNTS (NUMBER-AVG).....	5-42.2	4-50.2
FUMBLES-LOST.....	2-0	3-0
PENALTIES-YARDS.....	13-124	6-35
POSSESSION TIME.....	33:00	27:00
THIRD-DOWN CONVERSIONS.....	5 OF 12	8 OF 15
FOURTH-DOWN CONVERSIONS.....	0 OF 0	0 OF 1
RED-ZONE SCORES-CHANCES.....	3-3	3-3
SACKS BY: NUMBER-YARDS.....	5-36	3-18

RUSHING: UAB-DeWayne McBride 24-144; Dylan Hopkins 9-36; Jermaine Brown Jr. 4-28; Lucious Stanley 2-12. **UTSA**-Sincere McCormick 20-65; Frank Harris 14-minus 13.

PASSING: UAB-Dylan Hopkins 15-22-1-254. **UTSA**-Frank Harris 25-36-0-323.

RECEIVING: UAB-Gerrit Prince 4-62; Tre Shropshire 3-130; Rajae' Johnson-Sanders 3-32; Hayden Pittman 3-18; DeWayne McBride 1-7; Samari Rudolph 1-5. **UTSA**-De'Corian Clark 6-104; Zakhari Franklin 6-97; Joshua Cephus 5-58; Sincere McCormick 5-29; Oscar Cardenas 2-29; Leroy Watson 1-6.

INTERCEPTIONS: UAB-None. **UTSA**-Jamal Ligon 1-0.

FUMBLES: UAB-DeWayne McBride 2-0. **UTSA**-Frank Harris 2-0; Sheldon Jones 1-0.

SATURDAY, NOV. 27 NORTH TEXAS 45, UTSA 23 DENTON, TEXAS (APOGEE STADIUM)

DENTON, Texas — North Texas converted three first-half fumble recoveries into 21 points and rushed for 340 yards in a 45-23 victory over UTSA on a cool and rainy Saturday afternoon at Apogee Stadium.

The Mean Green (6-6, 5-3) ended the Roadrunners' perfect season, dropping the Conference USA West Division champions to 11-1 overall and 7-1 in the league. The loss also snapped UTSA-record streaks for consecutive overall and conference wins at 11 and 10, respectively.

Frank Harris rushed for 97 yards and a touchdown and threw for 59 yards, while Brenden Brady and Sincere McCormick added 71 and 60 yards on the ground, respectively.

UNT, which saw Ikaika Ragsdale rush for 142 yards and two touchdowns and DeAndre Torrey go for 108 and three scores, used the three first-half takeaways to build a 31-13 halftime lead.

After a 34-yard field goal by Ethan Mooney on the game's opening possession gave the Mean Green a 3-0 lead, UNT recovered a fumble at the UTSA 26-yard line on the ensuing kickoff return. Four plays, later DeAndre Torrey found the end zone from two yards to make it 10-0.

Hunter Duplessis split the uprights from 29 yards with 5:05 left in the opening quarter to get the visitors on the board.

UTSA turned it over again deep on its own end of the field, this time on a muffed punt that UNT recovered at the 15-yard line. Four plays later, Torrey found paydirt again from four yards out to help increase the lead to 17-3.

The Roadrunners pulled to within 17-6 after Duplessis kicked a 27-yard field goal early in the second stanza. After the defense forced a punt, Harris scrambled and broke several tackles on his way to a 69-yard touchdown to help cut the Mean Green advantage to four midway through the second.

UNT answered with an eight-play, 77-yard march that resulted in a 15-yard TD run by Ragsdale.

Attendance: 16,933	1	2	3	4	Final
UTSA (11-1, 7-1)	3	10	0	10	23
North Texas (6-6, 5-3)	17	14	14	0	45

SCORING SUMMARY

1st	12:09	UNT	Ethan Mooney 34 yd field goal, 7 plays, 58 yards, TOP: 2:51	0-3
	10:13	UNT	DeAndre Torrey 2 yd run (Ethan Mooney kick)	0-10
	05:05	UTSA	Hunter Duplessis 29 yd field goal	3-10
	00:32	UNT	DeAndre Torrey 4 yd run (Ethan Mooney kick)	3-17
2nd	10:23	UTSA	Hunter Duplessis 27 yd field goal	6-17
	08:20	UTSA	Frank Harris 69 yd run (Hunter Duplessis kick)	13-17
	05:17	UNT	Ikaika Ragsdale 15 yd run (Ethan Mooney kick)	13-24
	03:04	UNT	DeAndre Torrey 19 yd run (Ethan Mooney kick)	13-31
3rd	07:52	UNT	Ikaika Ragsdale 10 yd run (Ethan Mooney kick)	13-38
	03:52	UNT	Ayo Adeyi 42 yd run (Ethan Mooney kick)	13-45
	08:35	UTSA	Hunter Duplessis 42 yd field goal	16-45
	02:48	UTSA	Tre'Von Bradley 67 yd pass from Eddie Lee Marburger (Hunter Duplessis kick)	23-45

	UTSA	UNT
FIRST DOWNS.....	16	27
RUSHES-YARDS (NET).....	35-205	60-340
PASSING YDS (NET).....	161	116
PASSES ATT-COMP-INT.....	27-12-0	17-10-0
TOTAL OFFENSE PLAYS-YARDS.....	62-366	77-456
FUMBLE RETURNS-YARDS.....	0-0	1-11
PUNT RETURNS-YARDS.....	4-4	1-0
KICKOFF RETURNS-YARDS.....	1-22	1-17
INTERCEPTION RETURNS-YARDS.....	0-0	0-0
PUNTS (NUMBER-AVG).....	4-51.2	4-40.2
FUMBLES-LOST.....	6-3	3-2
PENALTIES-YARDS.....	5-67	3-25
POSSESSION TIME.....	23:25	36:35
THIRD-DOWN CONVERSIONS.....	2 OF 13	7 OF 13
FOURTH-DOWN CONVERSIONS.....	1 OF 2	1 OF 1
RED-ZONE SCORES-CHANCES.....	3-3	6-7
SACKS BY: NUMBER-YARDS.....	0-0	5-36

RUSHING: UTSA-Frank Harris 10-97; Brenden Brady 5-71; Sincere McCormick 12-60; Eddie Lee Marburger 1-3; B.J. Daniels 2-2; Josh Adkins 5-minus 28. **North Texas**-Ikaika Ragsdale 20-146; DeAndre Torrey 23-108; Ayo Adeyi 7-77; Austin Aune 4-14; Dawson Nobriga 1-2; Keith Jackson 2-0; Bryson Jackson 1-minus 1; TEAM 2-minus 6.

PASSING: UTSA-Frank Harris 7-14-0-59; Josh Adkins 3-9-0-28; Eddie Lee Marburger 2-4-0-74. **North Texas**-Austin Aune 10-17-0-116.

RECEIVING: UTSA-De'Corian Clark 3-35; Zakhari Franklin 3-24; Joshua Cephus 2-18; Tre'Von Bradley 1-67; Sincere McCormick 1-8; Isaiah Davis 1-7; Leroy Watson 1-2. **North Texas**-Khatib Lyles 3-50; DeAndre Torrey 2-19; Roderic Burns 2-13; Jason Pirtle 1-19; Jake Roberts 1-11; Bryson Jackson 1-4.

FUMBLES: UTSA-Frank Harris 3-1; Dadrion Taylor 1-1; B.J. Daniels 1-0; Sheldon Jones 1-1. **North Texas**-TEAM 1-0; Ikaika Ragsdale 1-1; Austin Aune 1-1.

« 2021 UTSA GAME RECAPS »



FRIDAY, DEC. 3 UTSA 49, WKU 41 SAN ANTONIO (ALAMODOME)

SAN ANTONIO — Sincere McCormick rushed for 204 yards and three touchdowns and Jahmal Sam intercepted a pass as time expired to help lead UTSA to a 49-41 victory over WKU in the 2021 Ryan Conference USA Championship Game on Friday night in front of 41,118, the third-largest crowd in school history, at the Alamodome.

Playing in their 11th season of football and second under head coach Jeff Traylor, the Roadrunners captured their first conference title and improved to 12-1 on the season with their school-record 10th straight home win. UTSA also won for the 15th time in the last 17 contests in beating the Hilltoppers (8-5) for the second time this season.

McCormick's second career 200-yard game came on 36 carries, and a 218-yard, two-touchdown night from quarterback Frank Harris helped propel an offense that piled up 556 yards.

Meanwhile Sam had one of two interceptions and three takeaways, as Donyai Taylor recovered a muffed punt and Antonio Parks picked off a pass on back-to-back possessions early in the second half to help UTSA build a 29-point advantage. UTSA's defense held the Hilltoppers to a C-USA Championship-Game record minus-9 rushing yards, the seventh opponent limited to fewer than 100 yards on the ground.

Rashad Wisdom paced the Roadrunners with eight tackles, while Clarence Hicks posted four tackles and a pair of sacks to break the program's single-season sacks record with 10. Sam had seven stops to go along with his pick and Parks made four tackles in addition to his interception.

Attendance: 41,148	1	2	3	4	Final	
WKU (8-5)		10	3	13	15	41
UTSA (12-1)		14	14	14	7	49

SCORING SUMMARY

1st	14:04	WKU	Mitchell Tinsley 60 yd pass from Bailey Zappe (Brayden Narveson kick) 5 plays, 78 yards, TOP: 0:56	7-0
	11:49	UTSA	Frank Harris 24 yd run (Hunter Duplessis kick) 7 plays, 75 yards, TOP: 2:15	7-7
	10:07	WKU	Brayden Narveson 33 yd field goal 6 plays, 51 yards, TOP: 1:42	10-7
	04:59	UTSA	Sincere McCormick 2 yd run (Hunter Duplessis kick) 14 plays, 75 yards, TOP: 5:08	10-14
2nd	14:57	WKU	Brayden Narveson 34 yd field goal 15 plays, 59 yards, TOP: 5:02	13-14
	11:50	UTSA	Brenden Brady 6 yd run (Hunter Duplessis kick) 9 plays, 75 yards, TOP: 3:07	13-21
	09:10	UTSA	Sincere McCormick 65 yd run (Hunter Duplessis kick) 1 play, 65 yards, TOP: 0:11	13-28
3rd	11:13	UTSA	Zakhari Franklin 14 yd pass from Frank Harris (Hunter Duplessis kick) 2 plays, 14 yards, TOP: 0:45	13-35
	10:16	UTSA	Sincere McCormick 17 yd run (Hunter Duplessis kick) 1 play, 17 yards, TOP: 0:08	13-42
	08:17	WKU	Mitchell Tinsley 12 yd pass from Bailey Zappe (Brayden Narveson kick) 8 plays, 66 yards, TOP: 1:59	20-42
	03:01	WKU	Jerreth Sterns 13 yd pass from Bailey Zappe (Bailey Zappe pass failed) 7 plays, 53 yards, TOP: 2:17	26-42
4th	11:01	WKU	Kyle Robichaux 1 yd run (Jerreth Sterns pass from Bailey Zappe) 5 plays, 71 yards, TOP: 1:10	34-42
	06:18	UTSA	De'Corian Clark 28 yd pass from Frank Harris (Hunter Duplessis kick) 10 plays, 75 yards, TOP: 4:43	34-49
	03:58	WKU	Jerreth Sterns 34 yd pass from Bailey Zappe (Brayden Narveson kick) 9 plays, 72 yards, TOP: 2:20	41-49

	WKU	UTSA
FIRST DOWNS.....	26	28
RUSHES-YARDS (NET).....	16--9	54-304
PASSING YDS (NET).....	577	252
PASSES ATT-COMP-INT.....	60-36-2	30-21-0
TOTAL OFFENSE PLAYS-YARDS.....	76-568	84-556
FUMBLE RETURNS-YARDS.....	0-0	0-0
PUNT RETURNS-YARDS.....	1--2	0-0
KICKOFF RETURNS-YARDS.....	6-160	0-0
INTERCEPTION RETURNS-YARDS....	0-0	2-10
PUNTS (NUMBER-AVG).....	1-38.0	3-42.0
FUMBLES-LOST.....	3-1	0-0
PENALTIES-YARDS.....	6-45	8-85
POSSESSION TIME.....	23:16	36:44
THIRD-DOWN CONVERSIONS.....	5 OF 13	8 OF 15
FOURTH-DOWN CONVERSIONS.....	3 OF 3	2 OF 3
RED-ZONE SCORES-CHANCES.....	5-5	4-4
SACKS BY: NUMBER-YARDS.....	1-5	3-18

RUSHING: WKU-Noah Whittington 4-15; Bailey Zappe 7-5; Kyle Robichaux 2-4; Jerreth Sterns 1-2; TEAM 2-minus 35. **UTSA**-Sincere McCormick 36-204; Frank Harris 11-81; Brenden Brady 6-21; TEAM 1-minus 2.

PASSING: WKU-Bailey Zappe 36-59-2-577; TEAM 0-1-0-0. **UTSA**-Frank Harris 19-28-0-218; Brenden Brady 1-1-0-24; Joshua Cephus 1-1-0-10.

RECEIVING: WKU-Jerreth Sterns 10-179; Mitchell Tinsley 9-173; Malachi Corley 5-40; Adam Coffield 4-58; Daewood Davis 3-55; Noah Whittington 2-11; Kyle Robichaux 1-38; Ben Ratzlaff 1-19; Josh Sterns 1-4.

UTSA-Zakhari Franklin 6-67; De'Corian Clark 4-59; Joshua Cephus 3-35; Sincere McCormick 3-35; Oscar Cardenas 2-24; Brenden Brady 1-11; Leroy Watson 1-11; Frank Harris 1-10.

INTERCEPTIONS: WKU-None. **UTSA**-Antonio Parks 1-10; Jahmal Sam 1-0.

FUMBLES: WKU-TEAM 2-0; Jerreth Sterns 1-1. **UTSA**-None.



8

JOSH ADKINS

QUARTERBACK

6-2 • 220 • Senior - 1L
Bulverde, Texas

CAREER STATISTICS (2018-19 @ NMST)

Year	G-GS	Rush	Yds	TD	Comp.	Att.	Int.	Pct.	Yds.	TD	Long
2018	10-8	86	117	0	222	393	9	56.5	2,563	13	60
2019	12-12	106	41	4	275	437	15	62.9	2,588	14	53
2020	5-1	2	9	0	18	33	0	54.5	270	1	48
2021	6-0	6	-22	0	15	23	0	65.2	164	2	32
Totals	33-21	200	45	4	533	895	24	59.5	5,614	30	60

2021 GAME-BY-GAME

Opponent	Comp.-Att.-Int.	Yds.	TD	Long	Rush	Yds.	TD	Long
at Illinois	DNP							
vs. Lamar	11-13-0	134	2	32	1	-4	0	0
vs. Middle Tenn.	2-5-0	13	0	7	0	0	0	0
at Memphis	DNP							
vs. UNLV	DNP							
at WKU	DNP							
vs. Rice	2-5-0	17	0	10	2	7	0	11
at LA Tech	0-0-0	0	0	0	1	3	0	3
at UTEP	0-0-0	0	0	0	0	0	0	0
vs. Southern Miss	DNP							
vs. UAB	DNP							
at UNT	3-9-0	28	0	15	5	-28	0	3
vs. WKU	DNP							
Totals	18-32-0	192	2	32	9	-22	0	11

2020 GAME-BY-GAME

Opponent	Comp.-Att.-Int.	Yds.	TD	Long	Rush	Yds.	TD	Long
at Texas State	DNP							
vs. SFA	DNP							
vs. Middle Tennessee	16-28-0	233	1	48	1	1	0	1
at UAB	0-1-0	0	0	0	0	0	0	0
at #15 BYU	DNP							
vs. Army	DNP							
vs. LA Tech	DNP							
at FAU	DNP							
vs. UTEP	0-2-0	0	0	0	1	8	0	8
at Southern Miss	DNP							
vs. North Texas	2-2-0	37	0	33	0	0	0	0
vs. #16 Louisiana	DNP							
Totals	18-33-0	270	1	48	2	9	0	8

2019 GAME-BY-GAME (@ NMST)

Opponent	Comp.-Att.-Int.	Yds.	TD	Long	Rush	Yds.	TD	Long
at #23 Washington St.	28-42-2	221	0	22	6	-8	1	10
at #2 Alabama	19-30-1	145	1	44	6	-12	0	6
vs. San Diego St.	26-41-2	299	1	35	13	-26	0	7
at New Mexico	30-47-1	335	3	53	15	32	3	7
vs. Fresno State	26-46-3	210	1	21	6	9	0	10
vs. Liberty	20-30-2	265	0	41	13	24	0	12
at Central Michigan	24-40-1	263	3	36	8	14	0	8
at Georgia Southern	13-23-2	59	0	10	6	-11	0	3
at Ole Miss	25-35-0	127	0	14	14	9	0	9
vs. UIW	28-38-0	316	2	42	7	2	0	7
vs. UTEP	18-30-0	175	0	33	4	7	0	5
at Liberty	18-35-1	173	3	35	8	1	0	21
Totals	275-437-15	2,588	14	53	106	41	4	21

2018 GAME-BY-GAME (@ NMST)

Opponent	Comp.-Att.-Int.	Yds.	TD	Long	Rush	Yds.	TD	Long
vs. Wyoming	DNP							
at Minnesota	DNP							
at Utah State	2-3-0	10	0	9	1	1	0	1
vs. New Mexico	12-21-2	168	1	58	9	20	0	6
at UTEP	9-18-0	156	1	53	12	16	0	9
vs. Liberty	34-51-0	402	4	41	6	21	0	21
at Louisiana-Lafayette	25-44-1	284	1	51	6	-17	0	8
vs. Georgia Southern	25-38-1	295	0	26	9	5	0	21
at Texas State	29-59-2	275	0	35	13	40	0	17
vs. Alcorn State	32-44-0	396	4	60	5	11	0	12
at BYU	25-61-2	264	1	25	14	5	0	8
at Liberty	29-54-1	313	1	24	11	15	0	14
Totals	222-393-9	2,563	13	60	86	117	0	21



31

KEVORIAN BARNES

RUNNING BACK

5-10 • 195 • Freshman - HS
San Augustine, Texas

CAREER STATISTICS

Year	G-GS	Att.	Yds.	Avg.	TD	LG	Rec.	Yds.	Avg.	TD	LG
2021	1-0	6	16	2.7	0	11	0	0	0	0	0
Totals	1-0	6	16	2.7	0	11	0	0	0	0	0

2021 GAME-BY-GAME

Opponent	Att.	Yds.	TD	Long	Rec.	Yds.	TD	Long
at Illinois				DNP				
vs. Lamar				DNP				
vs. MT				DNP				
at Memphis				DNP				
vs. UNLV				DNP				
at WKU				DNP				
vs. Rice	6	16	0	11	0	0	0	0
at LA Tech				DNP				
at UTEP				DNP				
vs. USM				DNP				
vs. UAB				DNP				
at UNT				DNP				
vs. WKU				DNP				
Totals	6	16	0	11	0	0	0	0



97

WALKER BATY

DEFENSIVE LINE

6-3 • 290 • Sophomore - 1L
Liberty Hill, Texas

CAREER STATISTICS

Year	Pos.	G-GS	Tackles	Sacks-Yds.	TFL-Yds.	FF	FR	PBU	QBH
2020	DL	7-0	1	0-0	0-0	0	0	0	0
2021	DL	3-0	1	0-0	0-0	0	0	0	0
Totals	10-0	2	0-0	0-0	0	0	0	0	0

2021 GAME-BY-GAME

Opponent	Tackles	Sacks	TFL-Y	FC	PBU	Int.	QBH
at Illinois	1	0-0	0-0	0	0	0	0
vs. Lamar	0	0-0	0-0	0	0	0	0
vs. Middle Tenn.	0	0-0	0-0	0	0	0	0
at Memphis	DNP						
vs. UNLV	DNP						
at WKU	DNP						
vs. Rice	DNP						
at LA Tech	DNP						
at UTEP	DNP						
Southern Miss	DNP						
vs. UAB	DNP						
at UNT	DNP						
vs. WKU	DNP						
Totals	1	0-0	0-0	0	0	0	0

2020 GAME-BY-GAME							
Opponent	Tackles	Sacks	TFL-Y	FC	PBU	Int.	QBH
at Texas State		DNP					
vs. SFA	0	0-0	0-0	0	0	0	0
vs. MT		DNP					
at UAB	0	0-0	0-0	0	0	0	0
at #15 BYU		DNP					
vs. Army		DNP					
vs. LA Tech	0	0-0	0-0	0	0	0	0
at FAU	1	0-0	0-0	0	0	0	0
vs. UTEP	0	0-0	0-0	0	0	0	0
at Southern Miss	0	0-0	0-0	0	0	0	0
vs. North Texas	0	0-0	0-0	0	0	0	0
vs. #16 Louisiana		DNP					
Totals	1	0-0	0-0	0	0	0	0



49

**TRUMANE
BELL II**

DEFENSIVE LINE

**6-2 • 255 • Junior - 2L
Dallas, Texas**

CAREER STATISTICS										
Year	Pos.	G-GS	Tackles	Sacks-Yds.	TFL-Yds.	FF	FR	PBU	QBH	
2019	DT	12-0	2	0-0	1.0-4	0	0	0	2	
2020	DL	12-0	15	4.5-26	6.5-34	0	0	0	1	
2021	DL	13-0	19	5.0-44	7.5-56	1	0	0	3	
Totals		37-0	36	9.5-70	15.0-94	1	0	0	6	

2021 GAME-BY-GAME							
Opponent	Tackles	Sacks	TFL-Y	FC	PBU	Int.	QBH
at Illinois	1	0-0	0-0	0	0	0	0
vs. Lamar	2	0-0	1.0-9	0	0	0	0
vs. Middle Tenn.	4	2.0-25	2.5-27	1	0	0	2
at Memphis	0	0-0	0-0	0	0	0	0
vs. UNLV	1	1.0-3	1.0-3	0	0	0	1
at WKU	1	0.5-4	0.5-4	0	0	0	0
vs. Rice	1	0-0	0-0	0	0	0	0
at LA Tech	4	0.5-3	0.5-3	0	0	0	0
at UTEP	1	1.0-7	1.0-7	0	0	0	0
S. Miss	1	0-0	0-0	0	0	0	0
vs. UAB	1	0-0	0-0	0	0	0	0
at UNT	2	0-0	1.0-1	0	0	0	0
vs. WKU	0	0-0	0-0	0	0	0	0
Totals	19	5.0-44	7.5-56	1	0	0	3

2020 GAME-BY-GAME							
Opponent	Tackles	Sacks	TFL-Y	FC	PBU	Int.	QBH
at Texas State	2	1.0-7	1.0-7	0	0	0	0
vs. SFA	0	0-0	0-0	0	0	0	0
vs. MT	3	0.5-4	1.5-9	0	0	0	0
at UAB	0	0-0	0-0	0	0	0	1
at #15 BYU	1	0-0	0-0	0	0	0	0
vs. Army	1	0-0	0-0	0	0	0	0
vs. LA Tech	1	0-0	0.5-2	0	0	0	0
at FAU	3	1.0-2	1.5-3	0	0	0	0
vs. UTEP	1	1.0-12	1.0-12	0	0	0	0
at Southern Miss	1	1.0-1	1.0-1	0	0	0	0
vs. North Texas	1	0-0	0-0	0	0	0	0
vs. #16 Louisiana	0	0-0	0-0	0	0	0	0
Totals	15	4.5-26	6.5-34	0	0	0	1

2019 GAME-BY-GAME							
Opponent	Tackles	Sacks	TFL-Y	FC	PBU	Int.	QBH
vs. UIW	1	0-0	1.0-4	0	0	0	2
at Baylor	0	0-0	0-0	0	0	0	0
vs. Army	0	0-0	0-0	0	0	0	0
at UNT	1	0-0	0-0	0	0	0	0
at UTEP	0	0-0	0-0	0	0	0	0
vs. UAB	0	0-0	0-0	0	0	0	0
vs. Rice	0	0-0	0-0	0	0	0	0
vs. Texas A&M	0	0-0	0-0	0	0	0	0
at ODU	0	0-0	0-0	0	0	0	0
vs. USM	0	0-0	0-0	0	0	0	0
vs. FAU	0	0-0	0-0	0	0	0	0
at LA Tech	0	0-0	0-0	0	0	0	0
Totals	2	0-0	1.0-4	0	0	0	2



81

**TRE'VON
BRADLEY**

WIDE RECEIVER

**6-1 • 185 • Junior - TR
Cleburne, Texas**

CAREER STATISTICS (2018-20 AT HOUSTON)											
Year	G-GS	Att.	Yds.	Avg.	TD	LG	Rec.	Yds.	Avg.	TD	LG
2018	12-0	0	0	0	0	0	3	59	19.7	0	26
2019	12-7	0	0	0	0	0	16	326	20.4	1	67
2020	6-4	0	0	0	0	18	228	12.7	0	39	
2021	12-0	1	7	7.0	0	7	6	96	16.0	1	67
Totals	42-11	1	7	7.0	0	7	43	709	16.5	2	67

2021 GAME-BY-GAME								
Opponent	Att.	Yds.	TD	Long	Rec.	Yds.	TD	Long
at Illinois	0	0	0	0	2	10	0	8
vs. Lamar	0	0	0	0	0	0	0	0
vs. MT	0	0	0	0	1	6	0	6
at Memphis	0	0	0	0	0	0	0	0
vs. UNLV	0	0	0	0	1	6	0	6
at WKU	0	0	0	0	0	0	0	0
vs. Rice	1	7	0	7	1	7	0	7
at LA Tech	0	0	0	0	0	0	0	0
at UTEP	0	0	0	0	0	0	0	0
vs. S. Miss				DNP				
vs. UAB	0	0	0	0	0	0	0	0
at UNT	0	0	0	0	1	67	1	67
vs. WKU	0	0	0	0	0	0	0	0
Totals	1	7	0	7	6	96	1	67



5

**BRENDEN
BRADY**

RUNNING BACK

**5-11 • 215 • Senior - 3L
Cibolo, Texas**

CAREER STATISTICS												
Year	G-GS	Att.	Yds.	Avg.	TD	LG	Rec.	Yds.	Avg.	TD	LG	
2018	12-1	49	221	4.5	1	27	8	44	5.5	0	15	
2019	12-0	67	284	4.2	2	24	14	115	8.2	0	23	
2020	6-1	50	239	4.8	1	36	7	48	6.9	0	18	
2021	7-0	49	232	4.7	3	56	3	29	9.7	0	13	
Totals	37-2	215	976	4.5	7	56	32	236	7.4	0	23	

2021 GAME-BY-GAME								
Opponent	Att.	Yds.	TD	Long	Rec.	Yds.	TD	Long
at Illinois	11	67	2	33	0	0	0	0
vs. Lamar	3	12	0	11	1	5	0	5
vs. MT	8	18	0	8	0	0	0	0
at Memphis	12	36	0	10	0	0	0	0
vs. UNLV	3	7	0	3	1	13	0	13
at WKU				DNP				
vs. Rice				DNP				
at LA Tech				DNP				
at UTEP				DNP				
vs. S. Miss				DNP				
vs. UAB				DNP				
at UNT	5	71	0	56	0	0	0	0
vs. WKU	6	21	1	9	1	11	0	11
Totals	49	232	3	56	3	29	0	13

2020 GAME-BY-GAME									
Opponent	Att.	Yds.	TD	Long	Rec.	Yds.	TD	Long	
at Texas St.	8	47	0	13	2	6	0	9	
vs. SFA	2	4	0	5	1	8	0	8	
vs. MT		DNP							
at UAB		DNP							
at #15 BYU		DNP							
vs. Army		DNP							
vs. LA Tech		DNP							
at FAU	1	1	0	1	0	0	0	0	
vs. UTEP	26	124	0	36	2	26	0	18	
at S. Miss	7	35	0	11	0	0	0	0	
vs. UNT	6	28	1	11	2	8	0	9	
vs. #16 LA		DNP							
Totals	50	239	1	36	7	48	0	18	

2019 GAME-BY-GAME									
Opponent	Att.	Yds.	TD	Long	Rec.	Yds.	TD	Long	
vs. UIW	7	28	1	10	5	47	0	22	
at Baylor	5	26	0	13	0	0	0	0	
vs. Army	2	4	0	4	1	7	0	7	
at UNT	5	11	0	6	1	12	0	12	
at UTEP	2	4	0	5	0	0	0	0	
vs. UAB	0	0	0	0	0	0	0	0	
vs. Rice	7	34	0	13	1	3	0	3	
at TAMU	4	18	0	8	1	2	0	2	
at ODU	7	26	0	11	3	42	0	23	
vs. USM	3	22	0	11	0	0	0	0	
vs. FAU	15	86	0	24	1	3	0	3	
at LA Tech	8	22	1	8	1	-1	0	0	
Totals	67	284	2	24	14	115	0	23	

2018 GAME-BY-GAME									
Opponent	Att.	Yds.	TD	Long	Rec.	Yds.	TD	Long	
at Ariz. St.	2	6	0	3	1	7	0	7	
vs. Baylor	0	0	0	0	0	0	0	0	
at Kansas St.	1	2	0	2	0	0	0	0	
vs. TXST	0	0	0	0	0	0	0	0	
vs. UTEP	0	0	0	0	0	0	0	0	
at Rice	0	0	0	0	0	0	0	0	
vs. LA Tech	0	0	0	0	0	0	0	0	
at USM	8	36	0	17	1	11	0	11	
at UAB	8	42	0	21	1	1	0	1	
vs. FIU	9	42	0	17	3	2	0	4	
at Marshall	10	4	0	4	1	15	0	15	
vs. UNT	11	89	1	27	1	8	0	8	
Totals	49	221	1	27	8	44	0	15	



90

BRANDON BROWN

DEFENSIVE LINE

**6-2 • 305 • Freshman - TR
Katy, Texas**

CAREER STATISTICS (2020 AT TULANE)

Year	Pos.	G-GS	Tackles	Sacks-Yds.	TFL-Yds.	FF	FR	PBU	QBH
2020	DL	1-0	1	0-0	0-0	0	0	0	0
2021	DL	13-6	20	0-0	3.0-3	1	0	3	0
Totals		14-6	21	0-0	3.0-3	1	0	3	0

2021 GAME-BY-GAME									
Opponent	Tackles	Sacks	TFL-Y	FC	PBU	Int.	QBH		
at Illinois	0	0-0	0-0	0	0	0	0	0	0
vs. Lamar	0	0-0	0-0	0	0	0	0	0	0
vs. Middle Tenn.	1	0-0	0-0	0	0	0	0	0	0
at Memphis	0	0-0	0-0	0	0	0	0	0	0
vs. UNLV	2	0-0	0-0	0	0	0	0	0	0
at WKU	0	0-0	0-0	0	3	0	0	0	0
vs. Rice	2	0-0	0-0	0	0	0	0	0	0
at LA Tech	2	0-0	0-0	0	0	0	0	0	0
at UTEP	3	0-0	1.0-1	0	0	0	0	0	0
vs. S. Miss	2	0-0	0-0	0	0	0	0	0	0
vs. UAB	4	0-0	1.5-2	1	0	0	0	0	0
at UNT	4	0-0	0.5-0	0	0	0	0	0	0
vs. WKU	0	0-0	0-0	0	0	0	0	0	0
Totals	20	0-0	3.0-3	1	3	0	0	0	0



84

OSCAR CARDENAS

TIGHT END

**6-4 • 275 • Sophomore - 1L
San Antonio, Texas**

CAREER STATISTICS

Year	G-GS	Att.	Yds.	Avg.	TD	LG	Rec.	Yds.	Avg.	TD	LG
2020	12-1	0	0	0	0	0	3	46	15.3	0	21
2021	13-3	0	0	0	0	0	14	200	14.3	2	28
Totals	25-4	0	0	0	0	0	17	246	14.5	2	28

2021 GAME-BY-GAME									
Opponent	Att.	Yds.	TD	Long	Rec.	Yds.	TD	Long	
at Illinois	0	0	0	0	0	0	0	0	
vs. Lamar	0	0	0	0	1	19	0	19	
vs. MT	0	0	0	0	2	15	0	8	
at Memphis	0	0	0	0	0	0	0	0	
vs. UNLV	0	0	0	0	2	25	0	24	
at WKU	0	0	0	0	2	19	1	11	
vs. Rice	0	0	0	0	1	25	0	25	
at LA Tech	0	0	0	0	0	0	0	0	
at UTEP	0	0	0	0	1	24	0	24	
vs. S. Miss	0	0	0	0	1	20	0	20	
vs. UAB	0	0	0	0	2	29	1	28	
at UNT	0	0	0	0	0	0	0	0	
vs. WKU	0	0	0	0	2	24	0	16	
Totals	0	0	0	0	14	200	2	28	

2020 GAME-BY-GAME									
Opponent	Att.	Yds.	TD	Long	Rec.	Yds.	TD	Long	
at Texas St.	0	0	0	0	0	0	0	0	
vs. SFA	0	0	0	0	0	0	0	0	
vs. MT	0	0	0	0	0	0	0	0	
at UAB	0	0	0	0	0	0	0	0	
at #15 BYU	0	0	0	0	0	0	0	0	
vs. Army	0	0	0	0	0	0	0	0	
vs. LA Tech	0	0	0	0	0	0	0	0	
at FAU	0	0	0	0	0	0	0	0	
vs. UTEP	0	0	0	0	1	18	0	18	
at S. Miss	0	0	0	0	0	0	0	0	
vs. UNT	0	0	0	0	1	7	0	7	
vs. #16 LA	0	0	0	0	1	21	0	21	
Totals	0	0	0	0	3	46	0	21	



2

JOSHUA CEPHUS

WIDE RECEIVER

**6-3 • 190 • Junior - 2L
Houston, Texas**

CAREER STATISTICS

Year	G-GS	Att.	Yds.	Avg.	TD	LG	Rec.	Yds.	Avg.	TD	LG
2019	12-7	0	0	0	0	0	8	153	19.1	1	75
2020	12-12	2	-13	0	0	0	58	547	9.4	5	35
2021	13-13	2	11	5.5	0	6	69	793	11.5	6	47
Totals	37-32	4	-2	0	0	6	136	1,493	11.1	12	75

2021 GAME-BY-GAME								
Opponent	Att.	Yds.	TD	Long	Rec.	Yds.	TD	Long
at Illinois	0	0	0	0	6	73	0	37
vs. Lamar	1	6	0	6	6	51	0	27
vs. MT	0	0	0	0	8	84	1	20
at Memphis	0	0	0	0	6	82	0	47
vs. UNLV	0	0	0	0	8	84	1	32
at WKU	1	5	0	5	8	83	1	40
vs. Rice	0	0	0	0	4	63	2	30
at LA Tech	0	0	0	0	2	11	0	6
at UTEP	0	0	0	0	3	45	0	21
vs. S. Miss	0	0	0	0	8	106	1	40
vs. UAB	0	0	0	0	5	58	0	38
at UNT	0	0	0	0	2	18	0	11
vs. WKU	0	0	0	0	3	35	0	14
Totals	2	11	0	6	69	793	6	47

2020 GAME-BY-GAME								
Opponent	Att.	Yds.	TD	Long	Rec.	Yds.	TD	Long
at Texas St.	1	-2	0	0	6	44	1	25
vs. SFA	0	0	0	0	8	89	1	35
vs. MT	0	0	0	0	5	30	1	14
at UAB	0	0	0	0	3	42	0	23
at #15 BYU	0	0	0	0	4	58	0	32
vs. Army	0	0	0	0	5	46	0	11
vs. LA Tech	0	0	0	0	4	14	0	7
at FAU	1	-11	0	0	5	63	0	18
vs. UTEP	0	0	0	0	5	58	0	19
at S. Miss	0	0	0	0	5	44	0	18
vs. UNT	0	0	0	0	5	33	1	8
vs. #16 LA	0	0	0	0	3	26	1	11
Totals	2	-13	0	0	58	547	5	35

2019 GAME-BY-GAME								
Opponent	Att.	Yds.	TD	Long	Rec.	Yds.	TD	Long
vs. UIW	0	0	0	0	0	0	0	0
at Baylor	0	0	0	0	2	23	0	17
vs. Army	0	0	0	0	2	16	0	11
at UNT	0	0	0	0	0	0	0	0
at UTEP	0	0	0	0	0	0	0	0
vs. UAB	0	0	0	0	0	0	0	0
vs. Rice	0	0	0	0	0	0	0	0
at TAMU	0	0	0	0	0	0	0	0
at ODU	0	0	0	0	1	19	0	19
vs. USM	0	0	0	0	3	95	1	75
vs. FAU	0	0	0	0	0	0	0	0
at LA Tech	0	0	0	0	0	0	0	0
Totals	0	0	0	0	8	153	0	75



10
CLIFFORD
CHATMAN
SAFETY

6-5 • 190 • Senior - TR
New Orleans, La.

CAREER STATISTICS (2016-20 AT TEXAS A&M)										
Year	Pos.	G-GS	Tackles	Sacks-Yds.	TFL-Yds.	FF	FR	PBU	QBH	
2016	S	12-0	7	0-0	0-0	0	1	1	0	
2019	S	13-3	28	0-0	0-0	0	0	4	0	
2021	S	4-0	18	0.5-4	0.5-4	1	0	2	0	
Totals		29-3	53	0.5-4	0.5-4	1	1	7	0	

2021 GAME-BY-GAME										
Opponent	Tackles	Sacks	TFL-Y	FC	PBU	Int.	QBH			
at Illinois	5	0-0	0-0	0	2	0	0			
vs. Lamar	6	0-0	0-0	1	0	0	0			
vs. Middle Tenn.	4	0.5-4	0.5-4	0	0	0	0			
at Memphis	3	0-0	0-0	0	0	0	0			
vs. UNLV		DNP								
at WKU		DNP								
vs. Rice		DNP								
at LA Tech		DNP								
at UTEP		DNP								
vs. S. Miss		DNP								
vs. UAB		DNP								
at UNT		DNP								
vs. WKU		DNP								
Totals	18	0.5-4	0.5-4	1	2	0	0			



88
DE'ORIAN
CLARK
WIDE RECEIVER

6-2 • 210 • Junior - 2L
Fort Worth, Texas

CAREER STATISTICS											
Year	G-GS	Att.	Yds.	Avg.	TD	LG	Rec.	Yds.	Avg.	TD	LG
2019	8-0	0	0	0	0	1	5	5.0	0	5	
2020	11-0	1	12	12.0	0	12	8	58	7.2	1	15
2021	13-11	1	7	7.0	0	7	46	683	14.8	6	48
Totals	32-11	2	19	9.5	0	12	55	746	13.6	7	48

2021 GAME-BY-GAME								
Opponent	Att.	Yds.	TD	Long	Rec.	Yds.	TD	Long
at Illinois	0	0	0	0	1	43	0	43
vs. Lamar	0	0	0	0	4	38	1	16
vs. MT	0	0	0	0	5	46	0	16
at Memphis	0	0	0	0	0	0	0	0
vs. UNLV	0	0	0	0	7	109	1	31
at WKU	0	0	0	0	7	150	3	44
vs. Rice	1	7	0	7	3	23	0	11
at LA Tech	0	0	0	0	2	12	0	6
at UTEP	0	0	0	0	2	48	0	48
vs. S. Miss	0	0	0	0	2	6	0	7
vs. UAB	0	0	0	0	6	104	0	33
at UNT	0	0	0	0	3	35	0	18
vs. WKU	0	0	0	0	4	59	1	28
Totals	1	7	0	7	46	683	6	48

2020 GAME-BY-GAME								
Opponent	Att.	Yds.	TD	Long	Rec.	Yds.	TD	Long
at Texas St.	0	0	0	0	6	41	0	13
vs. SFA	0	0	0	0	1	2	0	2
vs. MT	0	0	0	0	0	0	0	0
at UAB	0	0	0	0	0	0	0	0
at #15 BYU	0	0	0	0	0	0	0	0
vs. Army	0	0	0	0	0	0	0	0
vs. LA Tech	0	0	0	0	0	0	0	0
at FAU	0	0	0	0	0	0	0	0
vs. UTEP	1	12	0	12	0	0	0	0
at S. Miss	0	0	0	0	0	0	0	0
vs. UNT	0	0	0	0	1	15	1	15
vs. #16 LA		DNP						
Totals	1	12	0	12	8	48	1	15

2019 GAME-BY-GAME								
Opponent	Att.	Yds.	TD	Long	Rec.	Yds.	TD	Long
vs. UIW		DNP						
at Baylor	0	0	0	0	0	0	0	0
vs. Army	0	0	0	0	0	0	0	0
at UNT	0	0	0	0	0	0	0	0
at UTEP		DNP						
vs. UAB		DNP						
vs. Rice	0	0	0	0	0	0	0	0
at TAMU	0	0	0	0	0	0	0	0
at ODU	0	0	0	0	0	0	0	0
vs. USM	0	0	0	0	0	0	0	0
vs. FAU		DNP						
at LA Tech	0	0	0	0	1	5	0	5
Totals	0	0	0	0	1	5	0	5



95

CHRISTIAN CLAYTON

DEFENSIVE LINE

6-2 • 275 • Sophomore - 1L
Fort Worth, Texas

CAREER STATISTICS

Year	Pos.	G-GS	Tackles	Sacks-Yds.	TFL-Yds.	FF	FR	PBU	QBH
2019	DT	3-0	0	0-0	0-0	0	0	0	0
2020	DL	12-0	21	2.0-11	7.5-25	1	2	0	0
2021	DL	13-0	17	0-0	0.5-0	0	0	0	2
Totals		28-0	38	2.0-11	8.0-25	1	2	0	2

2021 GAME-BY-GAME

Opponent	Tackles	Sacks	TFL-Y	FC	PBU	Int.	QBH
at Illinois	2	0-0	0-0	0	0	0	0
vs. Lamar	0	0-0	0-0	0	0	0	0
vs. Middle Tenn.	0	0-0	0-0	0	0	0	0
at Memphis	3	0-0	0-0	0	0	0	0
vs. UNLV	1	0-0	0-0	0	0	0	0
at WKU	0	0-0	0-0	0	0	0	1
vs. Rice	2	0-0	0-0	0	0	0	1
at LA Tech	1	0-0	0-0	0	0	0	0
at UTEP	0	0-0	0-0	0	0	0	0
vs. S. Miss	2	0-0	0-0	0	0	0	0
vs. UAB	3	0-0	0.5-0	0	0	0	0
at UNT	1	0-0	0-0	0	0	0	0
vs. WKU	2	0-0	0-0	0	0	0	0
Totals	17	0-0	0.5-0	0	0	0	2

2020 GAME-BY-GAME

Opponent	Tackles	Sacks	TFL-Y	FC	PBU	Int.	QBH
at Texas State	1	0-0	0-0	0	0	0	0
vs. SFA	2	0-0	1.0-1	1	0	0	0
vs. MT	1	0-0	1.0-3	0	0	0	0
at UAB	4	0-0	2.0-6	0	0	0	0
at #15 BYU	0	0-0	0-0	0	0	0	0
vs. Army	2	1.0-3	2.0-6	0	0	0	0
vs. LA Tech	2	0-0	0-0	0	0	0	0
at FAU	3	0-0	0.5-1	0	0	0	0
vs. UTEP	1	0-0	0-0	0	0	0	0
at Southern Miss	0	0-0	0-0	0	0	0	0
vs. North Texas	4	1.0-8	1.0-8	0	0	0	0
vs. #16 Louisiana	1	0-0	0-0	0	0	0	0
Totals	21	2.0-11	7.5-25	1	0	0	0

2019 GAME-BY-GAME

Opponent	Tackles	Sacks	TFL-Y	FC	PBU	Int.	QBH
vs. UIW		DNP					
at Baylor		DNP					
vs. Army		DNP					
at UNT		DNP					
at UTEP		DNP					
vs. UAB		DNP					
vs. Rice	0	0-0	0-0	0	0	0	0
at Texas A&M	0	0-0	0-0	0	0	0	0
at ODU	0	0-0	0-0	0	0	0	0
vs. USM		DNP					
vs. FAU		DNP					
at LA Tech		DNP					
Totals	0	0-0	0-0	0	0	0	0



17

KAEDRIC COBBS

RUNNING BACK

5-10 • 210 • Sophomore - 1L
Denton, Texas

CAREER STATISTICS

Year	G-GS	Att.	Yds.	Avg.	TD	LG	Rec.	Yds.	Avg.	TD	LG
2020	11-0	11	56	5.1	1	24	0	0	0	0	0
2021	3-0	3	19	6.3	0	9	1	-2	0	0	0
Totals	14-0	14	75	5.8	1	24	1	-2	0	0	0

2021 GAME-BY-GAME

Opponent	Att.	Yds.	TD	Long	Rec.	Yds.	TD	Long
at Illinois	0	0	0	0	0	0	0	0
vs. Lamar	3	19	0	9	1	-2	0	0
vs. MT	0	0	0	0	0	0	0	0
at Memphis			DNP					
vs. UNLV			DNP					
at WKU			DNP					
vs. Rice			DNP					
at LA Tech			DNP					
at UTEP			DNP					
vs. S. Miss			DNP					
vs. UAB			DNP					
at UNT			DNP					
vs. WKU			DNP					
Totals	3	19	0	9	1	-2	0	0

2020 GAME-BY-GAME

Opponent	Att.	Yds.	TD	Long	Rec.	Yds.	TD	Long
at Texas St.	0	0	0	0	0	0	0	0
vs. SFA	0	0	0	0	0	0	0	0
vs. MT	0	0	0	0	0	0	0	0
at UAB			DNP					
at #15 BYU	0	0	0	0	0	0	0	0
vs. Army	0	0	0	0	0	0	0	0
vs. LA Tech	0	0	0	0	0	0	0	0
at FAU	1	2	0	2	0	0	0	0
vs. UTEP	4	34	1	24	0	0	0	0
at S. Miss	1	4	0	4	0	0	0	0
vs. UNT	2	6	0	5	0	0	0	0
vs. #16 LA	3	10	0	4	0	0	0	0
Totals	11	56	1	24	0	0	0	0



28

JE'VAUN DABON

SAFETY

6-1 • 180 • Sophomore - 1L
Houston, Texas

CAREER STATISTICS

Year	Pos.	G-GS	Tackles	Sacks-Yds.	TFL-Yds.	FF	FR	PBU	QBH
2020	S	6-0	1	0-0	0-0	0	0	0	0
2021	S	0-0	0	0-0	0-0	0	0	0	0
Totals		6-0	1	0-0	0-0	0	0	0	0

2021 GAME-BY-GAME

Opponent	Tackles	Sacks	TFL-Y	FC	PBU	Int.	QBH
at Illinois			DNP				
vs. Lamar			DNP				
vs. MT			DNP				
at Memphis			DNP				
vs. UNLV			DNP				
at WKU			DNP				
vs. Rice			DNP				
at LA Tech			DNP				
at UTEP			DNP				
vs. S. Miss			DNP				
vs. UAB			DNP				
at UNT			DNP				
vs. WKU			DNP				
Totals	0	0-0	0-0	0	0	0	0

2020 GAME-BY-GAME							
Opponent	Tackles	Sacks	TFL-Y	FC	PBU	Int.	QBH
at Texas State		DNP					
vs. SFA		DNP					
vs. MT	0	0-0	0-0	0	0	0	0
at UAB	0	0-0	0-0	0	0	0	0
at #15 BYU	0	0-0	0-0	0	0	0	0
vs. Army		DNP					
vs. LA Tech		DNP					
at FAU		DNP					
vs. UTEP	0	0-0	0-0	0	0	0	0
at Southern Miss	0	0-0	0-0	0	0	0	0
vs. North Texas	1	0-0	0-0	0	0	0	0
vs. #16 Louisiana		DNP					
Totals	1	0-0	0-0	0	0	0	0



33

B.J.
DANIELS

RUNNING BACK

6-1 • 210 • Senior - 4L
Melbourne, Fla.

CAREER STATISTICS											
Year	G-GS	Att.	Yds.	Avg.	TD	LG	Rec.	Yds.	Avg.	TD	LG
2017	9-0	13	55	4.2	0	9	1	1	1.0	0	1
2018	12-1	87	322	3.7	3	36	4	27	6.8	0	9
2019	12-0	11	60	5.5	0	18	0	0	0	0	0
2020	12-0	23	129	5.6	2	52	1	0	0	0	0
2021	13-0	34	161	4.7	1	28	1	-4	0	0	0
Totals	58-1	168	727	4.4	6	52	7	24	3.4	0	9

2021 GAME-BY-GAME								
Opponent	Att.	Yds.	TD	Long	Rec.	Yds.	TD	Long
at Illinois	0	0	0	0	0	0	0	0
vs. Lamar	5	16	0	6	1	-4	0	0
vs. MT	2	-2	0	4	0	0	0	0
at Memphis	0	0	0	0	0	0	0	0
vs. UNLV	0	0	0	0	0	0	0	0
at WKU	2	18	0	13	0	0	0	0
vs. Rice	7	54	1	21	0	0	0	0
at LA Tech	8	39	0	28	0	0	0	0
at UTEP	8	34	0	14	0	0	0	0
vs. S. Miss	0	0	0	0	0	0	0	0
vs. UAB	0	0	0	0	0	0	0	0
at UNT	2	2	0	5	0	0	0	0
vs. WKU	0	0	0	0	0	0	0	0
Totals	34	161	1	28	1	-4	0	0

2020 GAME-BY-GAME								
Opponent	Att.	Yds.	TD	Long	Rec.	Yds.	TD	Long
at Texas St.	0	0	0	0	0	0	0	0
vs. SFA	1	1	0	1	0	0	0	0
vs. MT	1	3	0	3	0	0	0	0
at UAB	2	3	0	3	0	0	0	0
at #15 BYU	4	7	0	3	1	0	0	0
vs. Army	0	0	0	0	0	0	0	0
vs. LA Tech	3	9	0	4	0	0	0	0
at FAU	1	6	0	6	0	0	0	0
vs. UTEP	8	81	1	52	0	0	0	0
at S. Miss	0	0	0	0	0	0	0	0
vs. UNT	3	19	1	9	0	0	0	0
vs. #16 LA	0	0	0	0	0	0	0	0
Totals	23	129	2	52	1	0	0	0

2019 GAME-BY-GAME								
Opponent	Att.	Yds.	TD	Long	Rec.	Yds.	TD	Long
vs. UIW	6	42	0	18	0	0	0	0
at Baylor	1	3	0	3	0	0	0	0
vs. Army	0	0	0	0	0	0	0	0
at UNT	0	0	0	0	0	0	0	0
at UTEP	4	15	0	6	0	0	0	0
vs. UAB	0	0	0	0	0	0	0	0
vs. Rice	0	0	0	0	0	0	0	0
at TAMU	0	0	0	0	0	0	0	0
at ODU	0	0	0	0	0	0	0	0
vs. USM	0	0	0	0	0	0	0	0
vs. FAU	0	0	0	0	0	0	0	0
at LA Tech	0	0	0	0	0	0	0	0
Totals	11	60	0	18	0	0	0	0

2018 GAME-BY-GAME								
Opponent	Att.	Yds.	TD	Long	Rec.	Yds.	TD	Long
vs. Ariz. St.	9	24	1	5	0	0	0	0
vs. Baylor	16	90	1	36	1	9	0	9
at Kansas St.	16	47	0	8	1	6	0	6
vs. TXST	12	38	0	10	0	0	0	0
vs. UTEP	3	9	0	5	0	0	0	0
at Rice	13	61	1	18	0	0	0	0
vs. LA Tech	7	18	0	6	0	0	0	0
at USM	2	7	0	4	1	8	0	8
at UAB	3	2	0	3	0	0	0	0
vs. FIU	2	16	0	11	1	4	0	4
at Marshall	4	10	0	5	0	0	0	0
vs. UNT	0	0	0	0	0	0	0	0
Totals	71	442	5	75	8	82	1	31

2017 GAME-BY-GAME								
Opponent	Att.	Yds.	TD	Long	Rec.	Yds.	TD	Long
vs. Southern	11	48	0	9	1	1	0	1
at TXST	2	7	0	5	0	0	0	0
at UNT	0	0	0	0	0	0	0	0
vs. Rice	0	0	0	0	0	0	0	0
at UTEP	0	0	0	0	0	0	0	0
at FIU	0	0	0	0	0	0	0	0
vs. UAB	0	0	0	0	0	0	0	0
vs. Marshall	0	0	0	0	0	0	0	0
at LA Tech	0	0	0	0	0	0	0	0
Totals	13	55	0	9	1	1	0	1



6

LORENZO
DANTZLER

DEFENSIVE LINE

6-1 • 260 • Senior - 3L
Starkville, Miss.

CAREER STATISTICS										
Year	Pos.	G-GS	Tackles	Sacks-Yds.	TFL-Yds.	FF	FR	PBU	QBH	
2018	DE	12-9	27	3.5-19	8.5-29	2	1	0	2	
2019	DE	12-0	22	4.5-34	6.5-37	0	0	1	5	
2020	DL	12-9	31	1.0-2	5.5-36	1	0	1	7	
2021	DL	12-11	9	2.0-12	2.0-12	0	3	1	6	
Totals		48-29	89	11.0-67	22.5-114	3	4	3	20	

2021 GAME-BY-GAME							
Opponent	Tackles	Sacks	TFL-Y	FC	PBU	Int.	QBH
at Illinois	0	0-0	0-0	0	0	0	1
vs. Lamar	0	0-0	0-0	0	0	0	0
vs. Middle Tenn.	0	0-0	0-0	0	0	0	3
at Memphis	1	0-0	0-0	0	0	0	1
vs. UNLV	1	1.0-1	1.0-1	0	0	0	1
at WKU	0	0-0	0-0	0	0	0	0
vs. Rice	0	0-0	0-0	0	0	0	0
at LA Tech	2	0-0	0-0	0	0	0	0
at UTEP	2	0-0	0-0	0	0	0	0
vs. S. Miss	1	0-0	0-0	0	0	0	0
vs. UAB	2	1.0-11	1.0-11	0	1	0	0
at UNT		DNP					
vs. WKU	0	0-0	0-0	0	0	0	0
Totals	9	2.0-12	2.0-12	0	1	0	6

2020 GAME-BY-GAME							
Opponent	Tackles	Sacks	TFL-Y	FC	PBU	Int.	QBH
at Texas State	0	0-0	0-0	0	0	0	0
vs. SFA	1	0-0	0-0	0	0	0	0
vs. MT	5	0-0	0.5-1	0	0	0	2
at UAB	4	0-0	2.0-11	0	0	0	2
at #15 BYU	0	0-0	0-0	0	0	0	0
vs. Army	2	0-0	0-0	0	0	0	0
vs. LA Tech	4	0-0	0-0	0	0	0	2
at FAU	2	0-0	0.5-2	0	0	0	0
vs. UTEP	4	1.0-2	1.5-3	1	0	0	0
at Southern Miss	3	0-0	1.0-19	0	0	0	0
vs. North Texas	4	0-0	0-0	0	0	0	0
vs. #16 Louisiana	2	0-0	0-0	0	1	0	1
Totals	31	1.0-2	5.5-36	1	1	0	7

2019 GAME-BY-GAME							
Opponent	Tackles	Sacks	TFL-Y	FC	PBU	Int.	QBH
vs. UIW	4	2.0-14	2.0-14	0	0	0	0
at Baylor	0	0-0	1.0-2	0	0	0	1
vs. Army	1	0-0	0-0	0	0	0	0
at UNT	3	0-0	1.0-1	0	0	0	1
at UTEP	1	0-0	0-0	0	0	0	0
vs. UAB	1	0-0	0-0	0	0	0	1
vs. Rice	0	0-0	0-0	0	0	0	0
at Texas A&M	2	0-0	0-0	0	0	0	0
at ODU	2	0-0	0-0	0	0	0	1
vs. USM	1	0.5-6	0.5-6	0	0	0	0
vs. FAU	1	0.5-6	0.5-6	0	0	0	0
at LA Tech	4	1.0-5	1.0-5	0	1	0	1
Totals	22	6.5-37	4.5-34	0	0	0	5

2018 GAME-BY-GAME							
Opponent	Tackles	Sacks	TFL-Y	FC	PBU	Int.	QBH
at Arizona State	1	0-0	0-0	0	0	0	0
vs. Baylor	3	1.0-4	2.0-7	1	0	0	0
at Kansas State	0	0-0	0-0	0	0	0	0
vs. Texas State	1	0-0	0-0	0	0	0	1
vs. UTEP	3	0-0	2.0-2	0	0	0	0
at Rice	2	1.0-5	1.0-5	1	0	0	0
vs. LA Tech	3	1.0-7	1.5-9	0	0	0	1
at Southern Miss	0	0-0	0-0	0	0	0	0
at UAB	1	0-0	0-0	0	0	0	0
vs. FIU	4	0-0	0.5-1	0	0	0	0
at Marshall	6	0.5-3	1.0-4	0	0	0	0
vs. North Texas	3	0-0	0.5-1	0	0	0	0
Totals	27	3.5-19	8.5-29	2	0	0	2



35

LUCAS
DEAN

PUNTER

6-2 • 205 • Junior - 2L
Dunsborough, Australia

CAREER STATISTICS							
Year	G	P	Yds	Long	Avg	I20	50+
2019	12	65	2,651	56	40.8	16	12
2020	12	57	2,621	67	46.0	27	19
2021	13	44	1,996	73	45.4	20	10
Totals	36	166	7,268	73	43.8	61	40

2021 GAME-BY-GAME				
Opponent	Punts	Avg.	Long	Inside 20
at Illinois	5	44.2	55	1
vs. Lamar	0	0.0	0	0
vs. MT	4	41.5	48	1
at Memphis	5	50.8	63	3
vs. UNLV	3	40.3	42	1
at WKU	3	39.3	45	1
vs. Rice	5	45.6	51	3
at LA Tech	5	43.0	48	2
at UTEP	0	0.0	0	0
vs. S. Miss	3	47.0	51	2
vs. UAB	4	50.2	73	3
at UNT	4	51.2	63	1
vs. WKU	3	42.0	47	2
Totals	39	45.4	73	20

2020 GAME-BY-GAME				
Opponent	Punts	Avg.	Long	Inside 20
at Texas State	8	47.8	57	3
vs. SFA	4	42.0	57	3
vs. MT	6	49.2	57	3
at UAB	6	45.0	55	5
at #15 BYU	5	45.2	59	2
vs. Army	4	43.0	50	1
vs. LA Tech	4	46.5	53	1
at FAU	8	47.9	67	2
vs. UTEP	1	39.0	39	0
at Southern Miss	6	47.7	55	5
vs. North Texas	3	46.7	52	2
vs. #16 Louisiana	2	37.0	38	0
Totals	57	46.0	67	27



80

DAN
DISHMAN

TIGHT END

6-5 • 235 • Freshman - SQ
Seabrook, Texas

CAREER STATISTICS											
Year	G-GS	Att.	Yds.	Avg.	TD	LG	Rec.	Yds.	Avg.	TD	LG
2021	6-0	0	0	0	0	0	2	20	10.0	0	13
Totals	6-0	0	0	0	0	0	2	20	10.0	0	13

2021 GAME-BY-GAME								
Opponent	Att.	Yds.	TD	Long	Rec.	Yds.	TD	Long
at Illinois	0	0	0	0	0	0	0	0
vs. Lamar	0	0	0	0	0	0	0	0
vs. MT	0	0	0	0	0	0	0	0
at Memphis	0	0	0	0	2	20	0	13
vs. UNLV	0	0	0	0	0	0	0	0
at WKU	0	0	0	0	0	0	0	0
vs. Rice				DNP				
at LA Tech				DNP				
at UTEP				DNP				
vs. S. Miss				DNP				
vs. UAB				DNP				
at UNT	0	0	0	0	0	0	0	0
vs. WKU				DNP				
Totals	0	0	0	0	2	20	0	13



5

HUNTER
DUPLESSIS

PLACE-KICKER/
PUNTER

5-9 • 190 • Senior - 3L
San Antonio, Texas

CAREER STATISTICS							
Year	G	FGM	FGA	Long	%	PAT	Points
2017	1	0	0	0	0	0	0
2018	9	0	0	0	0	0	0
2019	12	9	11	43	81.8	25-25	52
2020	12	17	20	50	85.0	40-41	91
2021	13	23	29	51	79.3	60-60	129
Totals	47	49	60	51	81.7	125-126	272

2021 GAME-BY-GAME				
Opponent	FG	FGA	Long	PAT
at Illinois	3	3	32	4-4
vs. Lamar	3	3	46	6-6
vs. Middle Tenn.	2	4	38	3-3
at Memphis	1	1	42	4-4
vs. UNLV	1	3	25	3-3
at WKU	1	1	35	7-7
vs. Rice	1	1	30	6-6
at LA Tech	1	1	38	6-6
at UTEP	3	3	51	5-5
vs. S. Miss	2	3	24	3-3
vs. UAB	2	2	51	4-4
at UNT	3	3	42	2-2
vs. WKU	0	1	-	7-7
Totals	23	29	51	60-60

2020 GAME-BY-GAME				
Opponent	FG	FGA	Long	PAT
at Texas State	3	3	42	6-6
vs. SFA	1	1	28	3-3
vs. MT	3	3	35	4-4
at UAB	2	2	48	1-1
at #15 BYU	2	2	39	2-2
vs. Army	1	1	50	1-2
vs. LA Tech	2	3	37	3-3
at FAU	1	1	49	0-0
vs. UTEP	1	1	49	7-7
at Southern Miss	0	0	-	3-3
vs. North Texas	0	1	-	7-7
vs. #16 Louisiana	1	2	20	3-3
Totals	17	20	50	40-41

2019 GAME-BY-GAME				
Opponent	FG	FGA	Long	PAT
UIW	0	0	0	5-5
at Baylor	0	0	0	2-2
Army	0	1	0	1-1
at UNT	1	2	25	0-0
at UTEP	2	2	43	2-2
vs. UAB	0	0	0	2-2
vs. Rice	1	1	34	2-2
at Texas A&M	0	0	0	2-2
at ODU	1	1	22	3-3
vs. USM	1	1	25	2-2
vs. FAU	1	1	41	1-1
at LA Tech	2	2	28	3-3
Totals	9	11	43	25-25



20

DENZEL FEASTER

INSIDE LINEBACKER

**6-3 • 225 • Senior - TR
Austin, Texas**

CAREER STATISTICS (2015-20 AT KANSAS)										
Year	Pos.	G-GS	Tackles	Sacks-Yds.	TFL-Yds.	FF	FR	PBU	QBH	
2015	LB	6-0	0	0-0	0-0	0	0	0	0	
2016	LB	7-0	8	0-0	0-0	1	1	0	0	
2018	LB	12-1	8	0-0	1.0-5	0	1	0	0	
2020	LB	5-5	20	0-0	1.5-1	1	0	0	0	
2021	LB	13-2	33	0-0	0.5-2	1	1	0	0	
Totals		43-8	69	0-0	3.0-8	3	3	0	0	

2021 GAME-BY-GAME								
Opponent	Tackles	Sacks	TFL-Y	FC	PBU	Int.	QBH	
at Illinois	4	0-0	0-0	0	0	0	0	
vs. Lamar	3	0-0	0-0	0	0	0	0	
vs. Middle Tenn.	2	0-0	0-0	0	0	0	0	
at Memphis	2	0-0	0-0	0	0	0	0	
vs. UNLV	4	0-0	0.5-2	0	0	0	0	
at WKU	0	0-0	0-0	0	0	0	0	
vs. Rice	2	0-0	0-0	0	0	0	0	
at LA Tech	4	0-0	0-0	0	0	0	0	
at UTEP	4	0-0	1.0-2	0	0	0	0	
vs. S. Miss	1	0-0	0-0	0	0	0	0	
vs. UAB	1	0-0	0-0	1	0	0	0	
at UNT	4	0-0	0-0	0	0	0	0	
vs. WKU	2	0-0	0-0	0	0	0	0	
Totals	31	0-0	0.5-2	1	0	0	0	



4

ZAKHARI FRANKLIN

WIDE RECEIVER

**6-1 • 185 • Junior - 2L
Cedar Hill, Texas**

CAREER STATISTICS												
Year	G-GS	Att.	Yds.	Avg.	TD	LG	Rec.	Yds.	Avg.	TD	LG	
2019	9-4	0	0	0	0	0	38	491	12.9	3	65	
2020	10-9	1	8	8.0	0	8	49	694	14.2	7	52	
2021	12-12	0	0	0	0	0	73	938	12.8	11	75	
Totals	31-25	1	8	8.0	0	8	160	2,123	13.3	21	75	

2021 GAME-BY-GAME									
Opponent	Att.	Yds.	TD	Long	Rec.	Yds.	TD	Long	
at Illinois	0	0	0	0	10	155	1	25	
vs. Lamar	0	0	0	0	4	77	1	32	
vs. MT	0	0	0	0	8	114	1	33	
at Memphis	0	0	0	0	7	51	1	12	
vs. UNLV			DNP						
at WKU	0	0	0	0	8	50	0	19	
vs. Rice	0	0	0	0	3	7	0	3	
at LA Tech	0	0	0	0	5	118	2	75	
at UTEP	0	0	0	0	1	114	2	32	
vs. S. Miss	0	0	0	0	3	64	0	34	
vs. UAB	0	0	0	0	6	97	2	54	
at UNT	0	0	0	0	3	24	0	12	
vs. WKU	0	0	0	0	6	67	1	24	
Totals	0	0	0	0	73	938	11	75	

2020 GAME-BY-GAME								
Opponent	Att.	Yds.	TD	Long	Rec.	Yds.	TD	Long
at Texas St.		DNP						
vs. SFA		DNP						
vs. MT	0	0	0	0	6	119	1	48
at UAB	0	0	0	0	2	10	0	11
at #15 BYU	1	8	0	8	7	79	1	32
vs. Army	0	0	0	0	12	138	2	24
vs. LA Tech	0	0	0	0	2	24	0	21
at FAU	0	0	0	0	3	20	0	13
vs. UTEP	0	0	0	0	6	118	1	45
at S. Miss	0	0	0	0	3	22	1	9
vs. UNT	0	0	0	0	3	49	0	23
vs. #16 LA	0	0	0	0	5	115	1	52
Totals	1	8	0	8	49	694	7	52

2019 GAME-BY-GAME								
Opponent	Att.	Yds.	TD	Long	Rec.	Yds.	TD	Long
vs. UIW	0	0	0	0	1	7	0	7
at Baylor	0	0	0	0	1	6	0	6
vs. Army		DNP						
at UNT	0	0	0	0	3	17	0	8
at UTEP		DNP						
vs. UAB		DNP						
vs. Rice	0	0	0	0	4	26	2	10
at TAMU	0	0	0	0	4	46	0	20
at ODU	0	0	0	0	6	134	0	65
vs. USM	0	0	0	0	7	97	0	35
vs. FAU	0	0	0	0	7	98	1	40
at LA Tech	0	0	0	0	5	60	0	24
Totals	0	0	0	0	38	491	3	65



86

PETER GRAY

TIGHT END

**6-4 • 250 • Junior - 1L
Tupelo, Miss.**

CAREER STATISTICS										
Year	Pos.	G-GS	Tackles	Sacks-Yds.	TFL-Yds.	FF	FR	PBU	QBH	
2018	DL	3-0	3	0-0	0-0	0	0	0	0	
2019	DL	0-0	0	0-0	0-0	0	0	0	0	
2020	DL	9-1	3	0-0	0.5-2	0	0	0	0	
Totals		12-1	6	0-0	0.5-2	0	0	0	0	

2021 GAME-BY-GAME									
Opponent	Att.	Yds.	TD	Long	Rec.	Yds.	TD	Long	
at Illinois			DNP						
vs. Lamar			DNP						
vs. MT			DNP						
at Memphis			DNP						
vs. UNLV			DNP						
at WKU			DNP						
vs. Rice			DNP						
at LA Tech			DNP						
at UTEP			DNP						
vs. S. Miss			DNP						
vs. UAB			DNP						
at UNT			DNP						
vs. WKU			DNP						
Totals	0	0	0	0	0	0	0	0	0

2020 GAME-BY-GAME									
Opponent	Tackles	Sacks	TFL-Y	FC	PBU	Int.	QBH		
at Texas State	1	0-0	0.5-2	0	0	0	0	0	0
vs. SFA	0	0-0	0-0	0	0	0	0	0	0
vs. MT	1	0-0	0-0	0	0	0	0	0	0
at UAB	0	0-0	0-0	0	0	0	0	0	0
at #15 BYU			DNP						
vs. Army			DNP						
vs. LA Tech			DNP						
at FAU	0	0-0	0-0	0	0	0	0	0	0
vs. UTEP	0	0-0	0-0	0	0	0	0	0	0
at Southern Miss	0	0-0	0-0	0	0	0	0	0	0
vs. North Texas	1	0-0	0-0	0	0	0	0	0	0
vs. #16 Louisiana	0	0-0	0-0	0	0	0	0	0	0
Totals	3	0-0	0.5-2	0	0	0	0	0	0



14

DYWAN GRIFFIN

CORNERBACK

5-11 • 180 • Junior - 2L
New Orleans, La.

CAREER STATISTICS												
Year	G-GS	Att.	Yds.	Avg.	TD	LG	Rec.	Yds.	Avg.	TD	LG	
2019	11-1	2	9	4.5	0	7	7	26	3.7	0	10	
2020	1-0	0	0	0	0	0	0	0	0	0	0	
2021	2-0	0	0	0	0	0	0	0	0	0	0	
Totals	15-1	2	9	4.5	0	7	7	26	3.7	0	10	

2021 GAME-BY-GAME									
Opponent	Tackles	Sacks	TFL-Y	FC	PBU	Int.	QBH		
at Illinois			DNP						
vs. Lamar	0	0-0	0-0	0	1	0	0	0	0
vs. Middle Tenn.			DNP						
at Memphis			DNP						
vs. UNLV			DNP						
at WKU	0	0-0	0-0	0	0	0	0	0	0
vs. Rice			DNP						
at LA Tech			DNP						
at UTEP			DNP						
vs. S. Miss			DNP						
vs. UAB			DNP						
at UNT			DNP						
vs. WKU			DNP						
Totals	0	0-0	0-0	0	1	0	0	0	0

2020 GAME-BY-GAME									
Opponent	Tackles	Sacks	TFL-Y	FC	PBU	Int.	QBH		
at Texas State			DNP						
vs. SFA			DNP						
vs. MT			DNP						
at UAB			DNP						
at #15 BYU			DNP						
vs. Army			DNP						
vs. LA Tech			DNP						
at FAU			DNP						
vs. UTEP	0	0-0	0-0	0	0	0	0	0	0
at Southern Miss			DNP						
vs. North Texas			DNP						
vs. #16 Louisiana			DNP						
Totals	0	0-0	0-0	0	0	0	0	0	0

2019 GAME-BY-GAME									
Opponent	Att.	Yds.	TD	Long	Rec.	Yds.	TD	Long	
vs. UIW	0	0	0	0	0	0	0	0	0
at Baylor	0	0	0	0	1	3	0	3	3
vs. Army									DNP
at UNT	0	0	0	0	1	6	0	6	6
at UTEP	0	0	0	0	1	2	0	2	2
vs. UAB	1	7	0	7	0	0	0	0	0
vs. Rice	0	0	0	0	1	1	0	1	1
at TAMU	0	0	0	0	1	10	0	10	10
at ODU	0	0	0	0	0	0	0	0	0
vs. USM	0	0	0	0	1	4	0	4	4
vs. FAU	1	2	0	2	1	0	0	0	0
at LA Tech	0	0	0	0	0	0	0	0	0
Totals	2	9	0	7	7	26	0	10	10



41

DE'MARCO GUIDRY

INSIDE LINEBACKER

6-0 • 220 • Senior - 3L
La Marque, Texas

CAREER STATISTICS										
Year	Pos.	G-GS	Tackles	Sacks-Yds.	TFL-Yds.	FF	FR	PBU	QBH	
2018	LB	8-0	8	0-0	1.0-4	0	0	0	0	0
2019	LB	3-0	6	0-0	0-0	0	1	0	1	1
2020	LB	10-0	27	1.0-7	2.0-9	1	0	0	0	0
2021	LB	0-0	0	0	0	0	0	0	0	0
Totals	21-0	41	1.0-7	3.0-13	1	1	0	1	1	1

2021 GAME-BY-GAME									
Opponent	Tackles	Sacks	TFL-Y	FC	PBU	Int.	QBH		
at Illinois			DNP						
vs. Lamar			DNP						
vs. Middle Tenn.			DNP						
at Memphis			DNP						
vs. UNLV			DNP						
at WKU			DNP						
vs. Rice			DNP						
at LA Tech			DNP						
at UTEP			DNP						
vs. S. Miss			DNP						
vs. UAB			DNP						
at UNT			DNP						
vs. WKU			DNP						
Totals	0	0-0	0-0	0	0	0	0	0	0

2020 GAME-BY-GAME									
Opponent	Tackles	Sacks	TFL-Y	FC	PBU	Int.	QBH		
at Texas State	4	0-0	0.5-0	0	0	0	0	0	0
vs. SFA	0	0-0	0-0	0	0	0	0	0	0
vs. MT	2	1.0-7	1.0-7	0	0	0	0	0	0
at UAB	1	0-0	0-0	0	0	0	0	0	0
at #15 BYU	2	0-0	0-0	0	0	0	0	0	0
vs. Army	2	0-0	0-0	0	0	0	0	0	0
vs. LA Tech	3	0-0	0-0	0	0	0	0	0	0
at FAU	5	0-0	0.5-2	0	0	0	0	0	0
vs. UTEP			DNP						
at Southern Miss			DNP						
vs. North Texas	3	0-0	0-0	0	0	0	0	0	0
#16 Louisiana	5	0-0	0-0	1	0	0	0	0	0
Totals	27	1.0-7	2.0-9	1	0	0	0	0	0

2019 GAME-BY-GAME							
Opponent	Tackles	Sacks	TFL-Y	FC	PBU	Int.	QBH
vs. UIW	2	0-0	0-0	0	0	0	0
at Baylor		DNP					
vs. Army	1	0-0	0-0	0	0	0	0
at UNT	3	0-0	0-0	0	0	0	1
at UTEP		DNP					
vs. UAB		DNP					
vs. Rice		DNP					
at Texas A&M		DNP					
at ODU		DNP					
vs. USM		DNP					
vs. FAU		DNP					
at LA Tech		DNP					
Totals	6	0-0	0-0	0	0	0	1

2018 GAME-BY-GAME							
Opponent	Tackles	Sacks	TFL-Y	FC	PBU	Int.	QBH
vs. UTEP	2	0-0	0-0	0	0	0	0
at Rice	1	0-0	0-0	0	0	0	0
vs. LA Tech	3	0-0	0-0	0	0	0	0
at Southern Miss	0	0-0	0-0	0	0	0	0
at UAB	2	0-0	1.0-4	0	0	0	0
vs. FIU	0	0-0	0-0	0	0	0	0
at Marshall	0	0-0	0-0	0	0	0	0
vs. North Texas	0	0-0	0-0	0	0	0	0
Totals	8	0-0	1.0-4	0	0	0	0



15
TREVOR
HARMANSON

INSIDE LINEBACKER

6-3 • 225 • Senior - 2L
Dickinson, Texas

CAREER STATISTICS										
Year	Pos.	G-GS	Tackles	Sacks-Yds.	TFL-Yds.	FF	FR	PBU	QBH	
2019	LB	12-8	48	0-0	8.5-19	0	1	1	0	
2020	LB	12-12	73	1.0-4	9.0-31	1	1	3	7	
2021	LB	13-12	57	1.0-9	2.5-13	1	0	0	1	
Totals		36-31	172	2.0-13	20.0-63	2	2	4	8	

2021 GAME-BY-GAME							
Opponent	Tackles	Sacks	TFL-Y	FC	PBU	Int.	QBH
at Illinois	9	0-0	0-0	0	0	0	0
vs. Lamar	3	0-0	0-0	0	0	0	0
vs. MT	2	0-0	0-0	0	0	0	0
at Memphis	4	0-0	0-0	0	0	0	0
vs. UNLV	4	0-0	1.0-2	0	0	0	0
at WKU	5	0-0	0-0	0	0	0	0
vs. Rice	2	1.0-9	1.0-9	0	0	1	0
at LA Tech	5	0-0	0.5-2	0	0	0	0
at UTEP	2	0-0	0-0	0	0	0	1
vs. S. Miss	9	0-0	0-0	1	0	0	0
vs. UAB	6	0-0	0-0	0	0	0	0
at UNT	4	0-0	0-0	0	0	0	0
vs. WKU	2	0-0	0-0	0	0	0	0
Totals	55	1.0-9	2.5-13	1	0	1	1

2020 GAME-BY-GAME							
Opponent	Tackles	Sacks	TFL-Y	FC	PBU	Int.	QBH
at Texas State	5	0-0	0.5-0	0	0	0	0
vs. SFA	7	0.5-2	1.5-3	0	0	0	2
vs. MT	8	0-0	1.5-13	0	0	0	1
at UAB	4	0-0	1.0-3	0	0	1	0
at #15 BYU	5	0-0	1.0-1	0	0	0	0
vs. Army	5	0-0	0-0	0	0	0	0
vs. LA Tech	8	0.5-2	0.5-2	0	0	0	1
at FAU	7	0-0	2.0-4	0	0	0	1
vs. UTEP	2	0-0	0-0	0	0	0	0
at Southern Miss	8	0-0	0-0	0	1	0	0
vs. North Texas	9	0-0	0-0	1	1	0	2
vs. #16 Louisiana	5	0-0	0-0	0	1	0	0
Totals	73	1.0-4	9.0-31	1	3	1	7

2019 GAME-BY-GAME							
Opponent	Tackles	Sacks	TFL-Y	FC	PBU	Int.	QBH
vs. UIW	2	0-0	0-0	0	0	0	0
at Baylor	1	0-0	1.0-1	0	0	0	0
vs. Army	0	0-0	0-0	0	0	0	0
at UNT	1	0-0	0-0	0	0	0	0
at UTEP	7	0-0	3.0-6	0	0	0	0
vs. UAB	8	0-0	1.0-6	0	0	0	0
vs. Rice	4	0-0	0-0	0	0	0	0
at Texas A&M	1	0-0	0-0	0	0	0	0
at ODU	3	0-0	1.0-3	0	0	0	0
vs. USM	10	0-0	0-0	0	1	0	0
vs. FAU	7	0-0	1.0-1	0	0	0	0
at LA Tech	4	0-0	1.5-2	0	0	0	0
Totals	48	0-0	8.5-19	0	1	0	0



0

FRANK
HARRIS

QUARTERBACK

6-0 • 200 • Senior - 2L
Schertz, Texas

CAREER STATISTICS												
Year	G-GS	Rush	Yds	TD	Comp.	Att.	Int.	Pct.	Yds.	TD	Long	
2019	4-4	39	126	0	66	91	2	72.5	486	3	37	
2020	11-10	95	528	9	159	250	6	63.6	1,630	12	54	
2021	13-13	105	565	6	241	362	5	66.6	2,906	25	75	
Totals	28-27	239	1,219	15	466	703	13	66.3	5,022	40	75	

2021 GAME-BY-GAME										
Opponent	Comp-Att-Int.	Yds.	TD	Long	Rush	Yds.	TD	Long		
at Illinois	20-32-0	280	1	43	8	33	1	17		
vs. Lamar	13-15-0	118	0	31	1	3	0	3		
vs. Middle Tenn.	24-39-2	264	2	33	10	56	0	23		
at Memphis	18-28-0	186	1	47	7	-1	0	9		
vs. UNLV	24-30-0	278	2	32	7	22	0	7		
at WKU	28-38-1	349	6	44	9	51	0	14		
vs. Rice	12-19-0	125	2	30	5	47	1	20		
at LA Tech	12-19-0	193	2	75	8	59	0	21		
at UTEP	21-33-0	286	2	48	9	76	2	25		
vs. S. Miss	17-30-2	227	2	40	6	54	0	34		
vs. UAB	25-36-0	323	3	54	14	-13	0	11		
at UNT	7-14-0	59	0	18	10	97	1	69		
vs. WKU	19-28-0	218	2	28	11	81	1	24		
Totals	241-362-5	2,906	25	75	105	565	6	69		

2020 GAME-BY-GAME										
Opponent	Comp-Att-Int.	Yds.	TD	Long	Rush	Yds.	TD	Long		
at Texas State	23-31-0	169	1	44	11	51	3	23		
vs. SFA	23-36-1	269	1	35	17	104	2	23		
vs. MT	7-13-0	70	1	25	4	7	0	20		
at UAB		DNP								
at #15 BYU	7-13-1	58	0	21	2	4	0	3		
vs. Army	3-8-0	31	1	20	3	21	0	8		
vs. LA Tech	18-33-2	189	0	54	10	5	0	10		
at FAU	12-26-0	109	0	18	14	66	0	50		
vs. UTEP	22-26-0	312	3	45	5	43	2	35		
at Southern Miss	12-19-1	71	1	18	5	23	0	9		
vs. North Texas	19-24-0	144	2	23	6	113	1	71		
vs. #16 Louisiana	13-21-1	208	2	54	18	91	1	15		
Totals	159-250-6	1,630	12	54	95	528	9	71		

2019 GAME-BY-GAME										
Opponent	Comp-Att-Int.	Yds.	TD	Long	Rush	Yds.	TD	Long		
vs. UIW	28-36-1	206	3	36	15	123	0	24		
at Baylor	15-24-0	93	0	17	9	3	0	8		
vs. Army	23-31-1	187	0	37	14	1	0	7		
at UNT	0-0-0	0	0	0	1	-1	0	-1		
at UTEP	DNP									
vs. UAB	DNP									
vs. Rice	DNP									
at TAMU	DNP									
at ODU	DNP									
vs. USM	DNP									
vs. FAU	DNP									
at LA Tech	DNP									
Totals	66-91-2	486	3	37	39	126	0	24		



1

JAYLON HAYNES

DEFENSIVE LINEMAN

6-2 • 300 • Senior - 4L
Wharton, Texas

CAREER STATISTICS										
Year	Pos.	G-GS	Tackles	Sacks-Yds.	TFL-Yds.	FF	FR	PBU	QBH	
2017	DT	4-0	4	0-0	1.0-7	0	0	0	0	0
2018	DT	12-1	18	1.0-7	2.0-9	1	0	0	0	0
2019	DT	12-10	40	2.0-9	12.5-35	1	1	2	6	
2020	DL	9-8	20	4.0-12	6.0-15	0	0	0	3	
2021	DL	13-13	29	1.0-10	3.5-14	0	0	0	5	
Totals	50-32	111	8.0-38	25.0-74	2	1	2	14		

2021 GAME-BY-GAME										
Opponent	Tackles	Sacks	TFL-Y	FC	PBU	Int.	QBH			
at Illinois	4	0-0	1.0-2	0	0	0	0			
vs. Lamar	1	0-0	0-0	0	0	0	0			
vs. Middle Tenn.	1	0-0	0-0	0	0	0	2			
at Memphis	1	0-0	0-0	0	0	0	0			
vs. UNLV	5	0-0	0-0	0	0	0	1			
at WKU	0	0-0	0-0	0	0	0	0			
vs. Rice	2	0-0	0-0	0	0	0	0			
at LA Tech	4	0-0	0-0	0	0	0	0			
at UTEP	3	0-0	1.0-1	0	0	0	0			
vs. S. Miss	3	1.0-10	1.5-11	0	0	0	0			
vs. UAB	3	0-0	0-0	0	0	0	2			
at UNT	1	0-0	0-0	0	0	0	0			
vs. WKU	1	0-0	0-0	0	0	0	0			
Totals	28	0-0	2.0-3	0	0	0	5			

2020 GAME-BY-GAME										
Opponent	Tackles	Sacks	TFL-Y	FC	PBU	Int.	QBH			
at Texas State	4	1.0-2	2.0-4	0	0	0	0			
vs. SFA	6	2.0-4	3.0-5	0	0	0	0			
vs. MT	0	0-0	0-0	0	0	0	1			
at UAB	DNP									
at #15 BYU	DNP									
vs. Army	3	0-0	0-0	0	0	0	0			
vs. LA Tech	1	0-0	0-0	0	0	0	1			
at FAU	DNP									
vs. UTEP	1	0-0	0-0	0	0	0	0			
at Southern Miss	1	0-0	0-0	0	0	0	0			
vs. North Texas	3	1.0-6	1.0-6	0	0	0	1			
vs. #16 Louisiana	1	0-0	0-0	0	0	0	0			
Totals	20	4.0-12	6.0-15	0	0	0	3			

2019 GAME-BY-GAME										
Opponent	Tackles	Sacks	TFL-Y	FC	PBU	Int.	QBH			
vs. UIW	3	1.0-7	1.0-7	0	0	0	2			
at Baylor	0	0-0	0-0	0	0	0	0			
vs. Army	7	0-0	0-0	0	0	0	0			
at UNT	2	0-0	1.0-1	0	0	0	0			
at UTEP	2	0-0	0-0	0	0	0	1			
vs. UAB	2	0-0	0.5-2	0	0	0	0			
vs. Rice	5	0-0	3.0-5	0	1	0	0			
at Texas A&M	5	0-0	0.5-1	0	0	0	0			
at ODU	4	1.0-2	2.5-4	0	0	0	0			
vs. USM	3	0-0	3.0-9	1	0	0	0			
vs. FAU	4	0-0	1.0-6	0	1	0	3			
at LA Tech	3	0-0	0.0	0	0	0	0			
Totals	40	3.0-16	12.5-35	1	2	0	6			

2018 GAME-BY-GAME										
Opponent	Tackles	Sacks	TFL-Y	FC	PBU	Int.	QBH			
at Arizona State	3	0-0	0-0	0	0	0	0			
vs. Baylor	2	1.0-7	1.0-7	0	0	0	0			
at Kansas State	2	0-0	1.0-2	1	0	0	0			
vs. Texas State	0	0-0	0-0	0	0	0	0			
vs. UTEP	3	0-0	0-0	0	0	0	0			
at Rice	2	0-0	0-0	0	0	0	0			
vs. LA Tech	0	0-0	0-0	0	0	0	0			
at Southern Miss	1	0-0	0-0	0	0	0	0			
at UAB	3	0-0	0-0	0	0	0	0			
vs. FIU	0	0-0	0-0	0	0	0	0			
at Marshall	2	0-0	0-0	0	0	0	0			
vs. North Texas	0	0-0	0-0	0	0	0	0			
Totals	18	1.0-7	2.0-9	1	0	0	0			

2017 GAME-BY-GAME										
Opponent	Tackles	Sacks	TFL-Y	FC	PBU	Int.	QBH			
vs. Houston		DNP								
at Baylor		DNP								
vs. Southern	1	0-0	1.0-1	0	0	0	0			
at Texas State	1	0-0	0-0	0	0	0	0			
vs. Southern Miss		DNP								
at North Texas		DNP								
vs. Rice		DNP								
at UTEP	1	0-0	0-0	0	0	0	0			
at FIU		DNP								
vs. UAB		DNP								
vs. Marshall	1	0-0	0-0	0	0	0	0			
at LA Tech		DNP								
Totals	4	0-0	1.0-1	0	0	0	0			



45

DEQUARIUS HENRY

OUTSIDE LINEBACKER

6-3 • 240 • Senior - 4L
Houston, Texas

CAREER STATISTICS										
Year	Pos.	G-GS	Tackles	Sacks-Yds.	TFL-Yds.	FF	FR	PBU	QBH	
2017	DE	3-0	2	0-0	0.5-1	0	0	0	0	0
2018	DE	12-0	24	4.0-28	5.0-30	2	1	0	2	
2019	DE	12-0	29	5.0-34	9.0-50	1	0	0	3	
2020	LB	12-1	22	1.0-6	2.0-7	1	0	0	1	
2021	LB	13-0	15	1.5-12	4.5-21	0	0	0	2	
Totals	52-1	92	11.5-80	21.0-109	4	1	0	8		

2021 GAME-BY-GAME										
Opponent	Tackles	Sacks	TFL-Y	FC	PBU	Int.	QBH			
at Illinois	0	0-0	0-0	0	0	0	1			
vs. Lamar	2	0-0	0-0	0	0	0	0			
vs. Middle Tenn.	0	0-0	0-0	0	0	0	0			
at Memphis	3	0-0	1.0-4	0	0	0	0			
vs. UNLV	3	0.5-4	1.5-8	0	0	0	0			
at WKU	0	0-0	0-0	0	0	0	0			
vs. Rice	2	0-0	1.0-1	0	0	0	1			
at LA Tech	1	1.0-8	1.0-8	0	0	0	0			
at UTEP	0	0-0	0-0	0	0	0	0			
vs. S. Miss	2	0-0	0-0	0	0	0	0			
vs. UAB	0	0-0	0-0	0	0	0	0			
at UNT	2	0-0	0-0	0	0	0	0			
vs. WKU	0	0-0	0-0	0	0	0	0			
Totals	15	1.5-12	4.5-21	0	0	0	2			

2020 GAME-BY-GAME							
Opponent	Tackles	Sacks	TFL-Y	FC	PBU	Int.	QBH
at Texas State	4	0-0	0-0	0	0	0	1
vs. SFA	2	0-0	1.0-1	0	0	0	0
vs. MT	3	0-0	0-0	0	0	0	0
at UAB	3	0-0	0-0	0	0	0	0
at #15 BYU	1	0-0	0-0	0	0	0	0
vs. Army	1	0-0	0-0	0	0	0	0
vs. LA Tech	0	0-0	0-0	0	0	0	0
at FAU	1	0-0	0-0	0	0	0	0
vs. UTEP	1	1.0-6	1.0-6	1	0	0	0
at Southern Miss	0	0-0	0-0	0	0	0	0
vs. North Texas	4	0-0	0-0	0	0	0	0
vs. #16 Louisiana	2	0-0	0-0	0	0	0	0
Totals	22	1.0-6	2.0-7	1	0	0	1

2019 GAME-BY-GAME							
Opponent	Tackles	Sacks	TFL-Y	FC	PBU	Int.	QBH
vs. UIW	2	1.0-1	1.0-1	0	0	0	0
at Baylor	1	0-0	0-0	0	0	0	0
vs. Army	2	0-0	0-0	0	0	0	0
at UNT	0	0-0	0-0	0	0	0	0
at UTEP	3	1.0-8	2.0-13	0	0	0	0
vs. UAB	4	0-0	0-0	0	0	0	0
vs. Rice	6	1.5-17	3.5-24	1	0	0	0
at Texas A&M	3	0-0	0-0	0	0	0	1
at ODU	1	0-0	0-0	0	0	0	0
vs. USM	2	0.5-5	0.5-5	0	0	0	0
vs. FAU	1	0-0	0-0	0	0	0	2
at LA Tech	4	1.0-3	2.0-7	0	0	0	0
Totals	29	5.0-34	9.0-50	1	0	0	3

2018 GAME-BY-GAME							
Opponent	Tackles	Sacks	TFL-Y	FC	PBU	Int.	QBH
at Arizona State	0	0-0	0-0	0	0	0	0
vs. Baylor	1	0-0	0-0	0	0	0	0
at Kansas State	2	0-0	0-0	0	0	0	0
vs. Texas State	1	1.0-8	1.0-8	0	0	0	0
vs. UTEP	6	1.0-3	2.0-5	1	0	0	0
at Rice	3	0-0	0-0	0	0	0	0
vs. LA Tech	3	1.0-8	1.0-8	1	0	0	0
at Southern Miss	2	0-0	0-0	0	0	0	0
at UAB	1	0-0	0-0	0	0	0	0
vs. FIU	3	1.0-9	1.0-9	0	0	0	1
at Marshall	1	0-0	0-0	0	0	0	1
vs. North Texas	1	0-0	0-0	0	0	0	0
Totals	24	4.0-28	5.0-30	2	0	0	2

2017 GAME-BY-GAME							
Opponent	Tackles	Sacks	TFL-Y	FC	PBU	Int.	QBH
vs. Houston		DNP					
at Baylor	1	0-0	0-0	0	0	0	0
vs. Southern	0	0-0	0-0	0	0	0	0
at Texas State	1	0-0	0.5-1	0	0	0	0
vs. Southern Miss		DNP					
at North Texas		DNP					
vs. Rice		DNP					
at UTEP							
at FIU		DNP					
vs. UAB		DNP					
vs. Marshall							
at LA Tech		DNP					
Totals	4	0-0	1.0-1	0	0	0	0



9

CLARENCE
HICKS

OUTSIDE LINEBACKER

6-2 • 225 • Senior - 21
Pensacola, Fla.

CAREER STATISTICS										
Year	Pos.	G-GS	Tackles	Sacks-Yds.	TFL-Yds.	FF	FR	PBU	QBH	
2019	DE	12-0	25	2.0-3	10.0-18	1	0	1	3	
2020	LB	12-8	46	0.0-0	4.5-11	1	0	2	7	
2021	LB	13-11	35	10.0-63	16.0-85	1	0	2	6	
Totals		37-20	106	12.0-66	30.5-114	3	0	5	16	

2021 GAME-BY-GAME							
Opponent	Tackles	Sacks	TFL-Y	FC	PBU	Int.	QBH
at Illinois	3	0-0	1.0-1	0	0	0	0
vs. Lamar	0	0-0	0-0	0	0	0	0
vs. Middle Tenn.	4	1.0-5	1.0-5	0	0	0	0
at Memphis	6	2.0-15	3.0-19	1	0	0	0
vs. UNLV	1	0.5-5	0.5-5	0	0	0	1
at WKU	2	0-0	0-0	0	0	1	1
vs. Rice	2	0-0	2.0-6	0	2	0	0
at LA Tech	4	2.5-18	2.5-18	0	0	0	2
at UTEP	2	0-0	0-0	0	0	0	0
vs. S. Miss	3	0-0	1.0-4	0	0	0	0
vs. UAB	3	2.0-7	3.0-14	0	0	0	0
at UNT	1	0-0	0-0	0	0	0	0
vs. WKU	4	2.0-13	2.0-13	0	0	0	2
Totals	35	10-63	30.5-114	1	2	1	6

2020 GAME-BY-GAME							
Opponent	Tackles	Sacks	TFL-Y	FC	PBU	Int.	QBH
at Texas State	4	0-0	1.5-4	0	1	0	0
vs. SFA	5	0-0	0.5-0	1	0	0	0
vs. MT	6	0-0	0-0	0	0	0	1
at UAB	2	0-0	0-0	0	0	0	0
at #15 BYU	2	0-0	0-0	0	0	0	0
vs. Army	4	0-0	0-0	0	0	0	0
vs. LA Tech	4	0-0	0.5-2	0	0	0	1
at FAU	5	0-0	0.5-2	0	0	0	0
vs. UTEP	1	0-0	0-0	0	0	0	2
at Southern Miss	3	0-0	1.0-1	0	1	0	2
vs. North Texas	4	0-0	0-0	0	0	1	1
vs. #16 Louisiana	6	0-0	1.0-2	0	0	0	0
Totals	46	0-0	4.5-11	1	2	1	7

2019 GAME-BY-GAME							
Opponent	Tackles	Sacks	TFL-Y	FC	PBU	Int.	QBH
vs. UIW	1	0-0	0-0	0	0	0	1
at Baylor	0	0-0	0-0	0	0	0	0
vs. Army	0	0-0	0-0	0	0	0	0
at UNT	2	0-0	1.0-2	0	0	0	0
at UTEP	1	0-0	1.0-2	0	0	0	0
vs. UAB	0	0-0	0-0	0	0	0	1
vs. Rice	0	0-0	0-0	0	0	0	0
at Texas A&M	3	0-0	1.0-1	0	0	0	0
at ODU	5	1.0-0	1.0-2	0	0	0	0
vs. USM	3	0-0	3.0-4	0	1	0	1
vs. FAU	4	0-0	2.0-4	0	0	0	0
at LA Tech	6	1.0-3	1.0-3	0	0	0	0
Totals	25	2.0-3	10.0-18	1	1	0	3



18

MALIK
JONES

OUTSIDE LINEBACKER

6-2 • 190 • Sophomore - TR
Grenada, Miss.

CAREER STATISTICS										
Year	Pos.	G-GS	Tackles	Sacks-Yds.	TFL-Yds.	FF	FR	PBU	QBH	
2021	LB	13-0	2	0-0	0-0	0	0	0	0	
Totals		13-0	2	0-0	0-0	0	0	0	0	

2021 GAME-BY-GAME							
Opponent	Tackles	Sacks	TFL-Y	FC	PBU	Int.	QBH
at Illinois	0	0-0	0-0	0	0	0	0
vs. Lamar	2	0-0	0-0	0	0	0	0
vs. Middle Tenn.	0	0-0	0-0	0	0	0	0
at Memphis	0	0-0	0-0	0	0	0	0
vs. UNLV	0	0-0	0-0	0	0	0	0
at WKU	0	0-0	0-0	0	0	0	0
vs. Rice	0	0-0	0-0	0	0	0	0
at LA Tech	0	0-0	0-0	0	0	0	0
at UTEP	0	0-0	0-0	0	0	0	0
vs. S. Miss	0	0-0	0-0	0	0	0	0
vs. UAB	0	0-0	0-0	0	0	0	0
at UNT	0	0-0	0-0	0	0	0	0
vs. WKU	0	0-0	0-0	0	0	0	0
Totals	2	0-0	0-0	0	0	0	0



13

SHELDON JONES

WIDE RECEIVER

**5-9 • 160 • Senior - 3L
New Orleans, La.**

CAREER STATISTICS											
Year	G-GS	Att.	Yds.	Avg.	TD	LG	Rec.	Yds.	Avg.	TD	LG
2018	10-2	1	3	3.0	0	3	10	74	7.4	0	18
2019	12-10	1	-4	-4.0	0	-4	31	259	8.4	0	36
2020	12-6	0	0	0.0	0	0	11	134	12.2	0	27
2021	13-0	0	0	0.0	0	0	1	7	7.0	0	7
Totals	47-18	2	-1	-0.5	0	3	53	474	8.9	0	36

2021 GAME-BY-GAME								
Opponent	Att.	Yds.	TD	Long	Rec.	Yds.	TD	Long
at Illinois	0	0	0	0	0	0	0	0
vs. Lamar	0	0	0	0	1	7	0	7
vs. MT	0	0	0	0	0	0	0	0
at Memphis	0	0	0	0	0	0	0	0
vs. UNLV	0	0	0	0	0	0	0	0
at WKU	0	0	0	0	0	0	0	0
vs. Rice	0	0	0	0	0	0	0	0
at LA Tech	0	0	0	0	0	0	0	0
at UTEP	0	0	0	0	0	0	0	0
vs. S. Miss	0	0	0	0	0	0	0	0
vs. UAB	0	0	0	0	0	0	0	0
at UNT	0	0	0	0	0	0	0	0
vs. WKU	0	0	0	0	0	0	0	0
Totals	0	0	0	0	1	7	0	7

2020 GAME-BY-GAME								
Opponent	Att.	Yds.	TD	Long	Rec.	Yds.	TD	Long
at Texas St.	0	0	0	0	2	14	0	9
vs. SFA	0	0	0	0	4	54	0	27
vs. MT	0	0	0	0	1	16	0	16
at UAB	0	0	0	0	1	16	0	16
at #15 BYU	0	0	0	0	1	21	0	21
vs. Army	0	0	0	0	0	0	0	0
vs. LA Tech	0	0	0	0	1	10	0	10
at FAU	0	0	0	0	0	0	0	0
vs. UTEP	0	0	0	0	0	0	0	0
at S. Miss	0	0	0	0	0	0	0	0
vs. UNT	0	0	0	0	1	3	0	3
vs. #16 LA	0	0	0	0	0	0	0	0
Totals	0	0	0	0	11	134	0	27

2019 GAME-BY-GAME								
Opponent	Att.	Yds.	TD	Long	Rec.	Yds.	TD	Long
vs. UIW	0	0	0	0	2	8	0	5
at Baylor	0	0	0	0	2	10	0	5
vs. Army	0	0	0	0	3	13	0	14
at UNT	0	0	0	0	6	41	0	12
at UTEP	0	0	0	0	0	0	0	0
vs. UAB	0	0	0	0	0	0	0	0
vs. Rice	0	0	0	0	2	15	0	13
at TAMU	0	0	0	0	0	0	0	0
at ODU	0	0	0	0	3	8	0	4
vs. USM	0	0	0	0	2	31	0	18
vs. FAU	0	0	0	0	2	13	0	10
at LA Tech	0	0	0	0	8	115	0	36
Totals	0	0	0	0	31	259	0	36

2018 GAME-BY-GAME								
Opponent	Att.	Yds.	TD	Long	Rec.	Yds.	TD	Long
at Ariz. St.	0	0	0	0	1	8	0	8
at Kansas St.	0	0	0	0	0	0	0	0
vs. TXST	1	3	0	3	0	0	0	0
vs. UTEP	0	0	0	0	1	8	0	8
at Rice	0	0	0	0	0	0	0	0
vs. LA Tech	0	0	0	0	2	10	0	6
at UAB	0	0	0	0	0	0	0	0
vs. FIU	0	0	0	0	0	0	0	0
at Marshall	0	0	0	0	3	18	0	11
vs. UNT	0	0	0	0	3	30	0	18
Totals	1	3	0	3	10	74	0	18



85

KENNEDY LEWIS

WIDE RECEIVER

**6-3 • 190 • Freshman - TR
Melissa, Texas**

CAREER STATISTICS (2020 AT TEXAS)											
Year	G-GS	Att.	Yds.	Avg.	TD	LG	Rec.	Yds.	Avg.	TD	LG
2020	2-0	0	0	0	0	0	1	37	37.0	0	37
2021	1-0	0	0	0	0	0	0	0	0	0	0
Totals	3-0	0	0	0	0	0	1	37	37.0	0	37

2021 GAME-BY-GAME								
Opponent	Att.	Yds.	TD	Long	Rec.	Yds.	TD	Long
at Illinois					DNP			
vs. Lamar	0	0	0	0	0	0	0	0
vs. MT					DNP			
at Memphis					DNP			
vs. UNLV					DNP			
at WKU					DNP			
vs. Rice					DNP			
at LA Tech					DNP			
at UTEP					DNP			
vs. S. Miss					DNP			
vs. UAB					DNP			
at UNT					DNP			
vs. WKU					DNP			
Totals	0	0	0	0	0	0	0	0



8

JAMAL LIGON

INSIDE LINEBACKER

**6-2 • 220 • Sophomore - 1L
Tyler, Texas**

CAREER STATISTICS											
Year	Pos.	G-GS	Tackles	Sacks-Yds.	TFL-Yds.	FF	FR	PBU	QBH		
2020	LB	11-9	72	4.0-26	7.5-42	2	2	1	4		
2021	LB	11-10	55	0.5-3	0.5-3	0	0	1	2		
Totals		22-20	127	4.5-29	8.0-45	2	2	2	6		

2021 GAME-BY-GAME							
Opponent	Tackles	Sacks	TFL-Y	FC	PBU	Int.	QBH
at Illinois	6	0-0	0-0	0	0	0	0
vs. Lamar	5	0-0	0-0	0	0	0	0
vs. Middle Tenn.	4	0-0	0-0	0	0	0	0
at Memphis	1	0-0	0-0	0	1	0	0
vs. UNLV	6	0-0	0-0	0	0	0	1
at WKU			DNP				
vs. Rice			DNP				
at LA Tech	6	0.5-3	0.5-3	0	0	0	0
at UTEP	3	0-0	0-0	0	0	0	0
vs. S. Miss	9	0-0	0-0	0	0	0	0
vs. UAB	8	0-0	0-0	0	0	1	1
at UNT	6	0-0	0-0	0	0	0	0
vs. WKU	2	0-0	0-0	0	0	0	0
Totals	55	0.5-3	0.5-3	0	1	1	2

2021 GAME-BY-GAME							
Opponent	Att.	Yds.	TD	Long	Rec.	Yds.	TD Long
at Illinois			DNP				
vs. Lamar	4	13	0	5	0	0	0 0
vs. MT			DNP				
at Memphis	0	0	0	0	0	0	0 0
vs. UNLV	0	0	0	0	0	0	0 0
at WKU			DNP				
vs. Rice	3	6	0	7	0	0	0 0
at LA Tech			DNP				
at UTEP			DNP				
vs. S. Miss			DNP				
vs. UAB			DNP				
at UNT			DNP				
vs. WKU			DNP				
Totals	7	19	0	7	0	0	0 0

2021 GAME-BY-GAME							
Opponent	Tackles	Sacks	TFL-Y	FC	PBU	Int.	QBH
at Illinois	1	0-0	0-0	0	0	0	0
vs. Lamar	1	0-0	0.5-0	0	0	0	0
vs. Middle Tenn.	0	0-0	0-0	0	0	0	1
at Memphis	0	0-0	0-0	0	0	0	0
vs. UNLV	0	0-0	0-0	0	0	0	0
at WKU	0	0-0	0-0	0	0	0	0
vs. Rice	2	0-0	1.0-3	0	0	0	0
at LA Tech	2	0-0	0-0	0	0	0	0
at UTEP	0	0-0	0-0	0	0	0	0
vs. S. Miss	0	0-0	0-0	0	0	0	0
vs. UAB	0	0-0	0-0	0	0	0	0
at UNT	2	0-0	0-0	0	0	0	0
vs. WKU	1	0-0	0-0	0	0	0	0
Totals	9	0-0	1.5-3	0	0	0	1

2020 GAME-BY-GAME							
Opponent	Tackles	Sacks	TFL-Y	FC	PBU	Int.	QBH
at Texas State	4	1.0-2	1.0-2	0	0	0	0
vs. SFA	2	0-0	1.0-13	0	0	0	0
vs. MT	19	1.5-10	1.5-10	0	0	0	2
at UAB	5	0-0	0-0	1	0	0	0
at #15 BYU	3	0-0	0-0	0	0	0	0
vs. Army	9	0-0	0-0	0	0	0	0
vs. LA Tech	7	0.5-2	1.5-4	0	1	0	0
at FAU	3	0-0	0.5-0	0	0	0	0
vs. UTEP	7	0-0	0.5-1	0	0	0	1
at Southern Miss	9	1.0-12	1.0-12	1	0	0	0
vs. North Texas	4	0-0	0-0	0	1	0	0
vs. #16 Louisiana			DNP				
Totals	72	4.0-26	7.5-42	2	2	0	3

2020 GAME-BY-GAME							
Opponent	Att.	Yds.	TD	Long	Rec.	Yds.	TD Long
at Texas St.			DNP				
vs. SFA	0	0	0	0	0	0	0 0
vs. MT	0	0	0	0	0	0	0 0
at UAB	0	0	0	0	0	0	0 0
at #15 BYU	0	0	0	0	0	0	0 0
vs. Army	0	0	0	0	0	0	0 0
vs. LA Tech	0	0	0	0	0	0	0 0
at FAU	0	0	0	0	0	0	0 0
vs. UTEP			DNP				
at S. Miss	0	0	0	0	0	0	0 0
vs. UNT	0	0	0	0	0	0	0 0
vs. #16 LA	0	0	0	0	0	0	0 0
Totals	23	129	2	52	1	0	0 0

2020 GAME-BY-GAME							
Opponent	Tackles	Sacks	TFL-Y	FC	PBU	Int.	QBH
at Texas State	7	0-0	0.5-1	0	0	0	0
vs. SFA			DNP				
vs. MT			DNP				
at UAB	1	0-0	0-0	0	0	0	0
at #15 BYU	1	0-0	0-0	0	1	0	0
vs. Army	3	0-0	0-0	0	0	0	0
vs. LA Tech	1	0-0	0-0	1	0	0	0
at FAU	4	0-0	0.5-1	0	1	0	0
vs. UTEP	2	0-0	0-0	0	0	0	0
at Southern Miss	2	0-0	0-0	0	0	0	0
vs. North Texas	5	0-0	1.0-1	0	0	0	0
vs. #16 Louisiana	8	0-0	0-0	0	0	0	0
Totals	34	0-0	2.0-3	1	2	0	0



28

JAYLON
LOTT

RUNNING BACK

6-0 • 215 • Sophomore - 1L
Carrollton, Texas

CAREER STATISTICS (2020 AT TEXAS)

Year	G-GS	Att.	Yds.	Avg.	TD	LG	Rec.	Yds.	Avg.	TD	LG
2020	10-0	0	0	0	0	0	0	0	0	0	0
2021	4-0	7	19	2.7	0	7	0	0	0	0	0
Totals	14-0	7	19	2.7	0	7	0	0	0	0	0



38

TYLER
MAHNKE

INSIDE LINEBACKER

6-3 • 235 • Senior - 3L
San Jose, Calif.

CAREER STATISTICS

Year	Pos.	G-GS	Tackles	Sacks-Yds.	TFL-Yds.	FF	FR	PBU	QBH
2018	LB	12-0	6	0-0	0-0	0	0	0	0
2019	LB	12-0	5	0-0	0-0	0	0	0	0
2020	LB	10-3	34	0-0	2.0-3	1	0	2	0
2021	LB	13-0	9	0-0	1.5-3	0	0	0	1
Totals		47-3	54	0-0	3.5-6	1	0	2	1

2019 GAME-BY-GAME							
Opponent	Tackles	Sacks	TFL-Y	FC	PBU	Int.	QBH
vs. UIW	1	0-0	0-0	0	0	0	0
at Baylor	3	0-0	0-0	0	0	0	0
vs. Army	0	0-0	0-0	0	0	0	0
at UNT	0	0-0	0-0	0	0	0	0
at UTEP	0	0-0	0-0	0	0	0	0
vs. UAB	0	0-0	0-0	0	0	0	0
vs. Rice	0	0-0	0-0	0	0	0	0
at Texas A&M	0	0-0	0-0	0	0	0	0
at ODU	0	0-0	0-0	0	0	0	0
vs. USM	0	0-0	0-0	0	0	0	0
vs. FAU	0	0-0	0-0	0	0	0	0
at LA Tech	1	0-0	0-0	0	0	0	0
Totals	5	0-0	0-0	0	0	0	0

2018 GAME-BY-GAME							
Opponent	Tackles	Sacks	TFL-Y	FC	PBU	Int.	QBH
at Arizona State	0	0-0	0-0	0	0	0	0
vs. Baylor	0	0-0	0-0	0	0	0	0
at Kansas State	1	0-0	0-0	0	0	0	0
vs. Texas State	0	0-0	0-0	0	0	0	0
vs. UTEP	2	0-0	0-0	0	0	0	0
at Rice	1	0-0	0-0	0	0	0	0
vs. LA Tech	0	0-0	0-0	0	0	0	0
at Southern Miss	0	0-0	0-0	0	0	0	0
at UAB	0	0-0	0-0	0	0	0	0
vs. FIU	2	0-0	0-0	0	0	0	0
at Marshall	0	0-0	0-0	0	0	0	0
vs. North Texas	0	0-0	0-0	0	0	0	0
Totals	6	0-0	0-0	0	0	0	0



99
BRANDON
MATTERSON
 DEFENSIVE LINE

6-2 • 290 • Senior - 3L
San Antonio, Texas

CAREER STATISTICS									
Year	Pos.	G-GS	Tackles	Sacks-Yds.	TFL-Yds.	FF	FR	PBU	QBH
2018	DT	10-0	10	0-0	1.5-5	0	0	0	0
2019	DT	9-0	13	0-0	2.0-6	1	1	0	0
2020	DL	10-10	30	2.0-19	4.5-23	0	0	0	4
2021	DL	13-9	21	0.5-4	1.0-5	1	1	0	3
Totals	42-18	74	2.5-23	9.0-39	2	2	0	7	7

2021 GAME-BY-GAME							
Opponent	Tackles	Sacks	TFL-Y	FC	PBU	Int.	QBH
at Illinois	2	0-0	0-0	0	0	0	0
vs. Lamar	3	0-0	0-0	0	0	0	0
vs. Middle Tenn.	4	0-0	0.5-1	0	0	0	0
at Memphis	3	0-0	0-0	0	0	0	0
vs. UNLV	0	0-0	0-0	0	0	0	0
at WKU	3	0.5-4	0.5-4	0	0	0	0
vs. Rice	0	0-0	0-0	0	0	0	0
at LA Tech	0	0-0	0-0	0	0	0	1
at UTEP	1	0-0	0-0	0	0	0	1
vs. S. Miss	2	0-0	0-0	0	0	0	0
vs. UAB	1	0-0	0-0	0	0	0	0
at UNT	2	0-0	0-0	1	0	0	0
vs. WKU	0	0-0	0-0	0	0	0	1
Totals	20	0.5-4	1.0-5	1	0	0	2

2020 GAME-BY-GAME							
Opponent	Tackles	Sacks	TFL-Y	FC	PBU	Int.	QBH
at Texas State	1	0-0	0-0	0	0	0	0
vs. SFA	4	0-0	0.5-1	0	0	0	1
vs. MT	0	0-0	0-0	0	0	0	0
at UAB	3	0-0	0-0	0	0	0	0
at #15 BYU	4	0-0	1.0-2	0	0	0	0
vs. Army	4	0-0	0-0	0	0	0	0
vs. LA Tech	3	1.0-13	1.0-13	0	0	0	1
at FAU	5	1.0-6	2.0-7	0	0	0	1
vs. UTEP		DNP					
at Southern Miss		DNP					
vs. North Texas	2	0-0	0-0	0	0	0	1
vs. #16 Louisiana	4	0-0	0-0	0	0	0	0
Totals	30	2.0-19	4.5-23	0	0	0	4

2019 GAME-BY-GAME							
Opponent	Tackles	Sacks	TFL-Y	FC	PBU	Int.	QBH
vs. UIW	0	0-0	0-0	0	0	0	0
at Baylor	1	0-0	0-0	0	0	0	0
vs. Army	2	0-0	1-4	1	0	0	0
at UNT	3	0-0	0-0	0	0	0	0
at UTEP		DNP					
vs. UAB	2	0-0	1.0-2	0	0	0	0
vs. Rice		DNP					
at Texas A&M		DNP					
at ODU	2	0-0	0-0	0	0	0	0
vs. USM	2	0-0	0-0	0	0	0	0
vs. FAU	0	0-0	0-0	0	0	0	0
at LA Tech	1	0-0	0-0	0	0	0	0
Totals	12	0-0	2.0-6	1	0	0	0



12
EDDIE LEE
MARBURGER
 QUARTERBACK

6-1 • 205 • Freshman - HS
McAllen, Texas

CAREER STATISTICS											
Year	G-GS	Rush	Yds	TD	Comp.	Att.	Int.	Pct.	Yds.	TD	Long
2021	2-0	1	3	0	4	8	0	50.0	143	1	67
Totals	2-0	1	3	0	4	8	0	50.0	143	1	67

2021 GAME-BY-GAME										
Opponent	Comp.-Att.-Int.	Yds.	TD	Long	Rush	Yds.	TD	Long		
at Illinois		DNP								
vs. Lamar	2-4-0	69	0	60	0	0	0	0		
vs. Middle Tenn.		DNP								
at Memphis		DNP								
vs. UNLV		DNP								
at WKU		DNP								
vs. Rice		DNP								
at LA Tech		DNP								
at UTEP		DNP								
vs. S. Miss		DNP								
vs. UAB		DNP								
at UNT	2-4-0	74	1	67	1	3	0	3		
vs. WKU		DNP								
Totals	2-4-0	69	0	60	0	0	0	0	0	0



26
COREY
MAYFIELD JR.
 CORNERBACK

5-11 • 190 • Senior - 3L
Forney, Texas

CAREER STATISTICS										
Year	Pos.	G-GS	Tackles	Sacks-Yds.	TFL-Yds.	FF	FR	PBU	QBH	
2018	CB	10-2	10	0-0	0-0	0	0	1	0	
2019	CB	11-8	19	0-0	1.0-2	0	0	4	0	
2020	CB	12-12	37	1.0-9	3.0-11	1	0	6	1	
2021	CB	13-12	34	1.0-10	3.0-16	1	0	3	0	
Totals	46-34	100	2.0-19	7.0-29	2	0	14	1	1	

2021 GAME-BY-GAME							
Opponent	Tackles	Sacks	TFL-Y	FC	PBU	Int.	QBH
at Illinois	2	0-0	0-0	0	0	0	0
vs. Lamar	1	0-0	0-0	0	0	0	0
vs. Middle Tenn.	2	0-0	0-0	0	0	1	0
at Memphis	3	0-0	0-0	0	0	0	0
vs. UNLV	1	0-0	0-0	0	0	0	0
at WKU	5	0-0	0-0	0	0	0	0
vs. Rice	2	0-0	0-0	0	2	1	0
at LA Tech	3	0-0	0-0	0	0	0	0
at UTEP	2	0-0	0-0	0	0	0	0
vs. S. Miss	6	1.0-10	2.0-15	1	0	0	0
vs. UAB	2	0-0	0-0	0	0	0	0
at UNT	4	0-0	1.0-1	0	0	0	0
vs. WKU	4	0-0	0-0	0	1	0	0
Totals	34	0-0	3.0-16	0	3	2	0

2020 GAME-BY-GAME							
Opponent	Tackles	Sacks	TFL-Y	FC	PBU	Int.	QBH
at Texas State	4	0-0	1.0-1	0	0	1	0
vs. SFA	2	0-0	0-0	0	0	0	0
vs. MT	5	0-0	0-0	0	1	0	0
at UAB	2	0-0	0	0	0	1	0
at #15 BYU	6	0-0	0-0	1	1	0	0
vs. Army	2	1.0-9	1.0-9	0	1	0	0
vs. LA Tech	4	0-0	0-0	0	2	0	1
at FAU	4	0-0	1.0-1	0	1	0	0
vs. UTEP	3	0-0	0-0	0	0	0	0
at Southern Miss	2	0-0	0-0	0	0	0	0
vs. North Texas	1	0-0	0-0	0	0	0	0
vs. #16 Louisiana	2	0-0	0-0	0	0	0	0
Totals	37	0-0	3.0-11	1	5	2	1

2019 GAME-BY-GAME							
Opponent	Tackles	Sacks	TFL-Y	FC	PBU	Int.	QBH
vs. UIW	1	0-0	0-0	0	0	0	0
at Baylor	4	0-0	1.0-2	0	2	0	0
vs. Army	0	0-0	0-0	0	0	0	0
at UNT	2	0-0	0-0	0	0	0	0
at UTEP	3	0-0	0-0	0	1	0	0
vs. UAB	4	0-0	0-0	0	1	0	0
vs. Rice	0	0-0	0-0	0	0	0	0
at Texas A&M	2	0-0	0-0	0	0	0	0
at ODU	2	0-0	0-0	0	0	0	0
vs. USM	0	0-0	0-0	0	0	0	0
vs. FAU	1	0-0	0-0	0	0	0	0
at LA Tech		DNP					
Totals	19	0-0	1.0-2	0	4	0	0

2018 GAME-BY-GAME							
Opponent	Tackles	Sacks	TFL-Y	FC	PBU	Int.	QBH
at Kansas State	0	0-0	0-0	0	0	0	0
vs. Texas State	2	0-0	0-0	0	0	0	0
vs. UTEP	0	0-0	0-0	0	0	0	0
at Rice	0	0-0	0-0	0	0	0	0
vs. LA Tech	1	0-0	0-0	0	0	0	0
at Southern Miss	0	0-0	0-0	0	1	0	0
at UAB	1	0-0	0-0	0	0	0	0
vs. FIU	2	0-0	0-0	0	0	0	0
at Marshall	3	0-0	0-0	0	0	0	0
vs. North Texas	1	0-0	0-0	0	0	0	0
Totals	10	0-0	0-0	0	1	0	0



3

SINCERE
McCORMICK

RUNNING BACK

5-9 • 205 • Junior - 21
Converse, Texas

CAREER STATISTICS											
Year	G-GS	Att.	Yds.	Avg.	TD	LG	Rec.	Yds.	Avg.	TD	LG
2019	12-11	177	983	5.6	8	54	24	194	8.1	1	44
2020	11-11	249	1,467	5.9	11	69	20	131	6.6	0	30
2021	13-13	298	1,479	5.0	15	81	22	184	8.4	0	21
Totals	36-35	724	3,929	5.4	34	81	66	509	7.7	1	44

2021 GAME-BY-GAME									
Opponent	Att.	Yds.	TD	Long	Rec.	Yds.	TD	Long	
at Illinois	31	117	0	13	1	-1	0	0	
vs. Lamar	7	46	2	18	0	0	0	0	
vs. MT	23	105	0	13	2	12	0	9	
at Memphis	42	184	3	22	3	33	0	12	
vs. UNLV	29	89	1	12	1	19	0	19	
at WKU	23	120	0	16	2	22	0	13	
vs. Rice	13	117	0	81	0	0	0	0	
at LA Tech	23	113	3	47	0	0	0	0	
at UTEP	21	169	1	75	2	20	0	13	
vs. S. Miss	19	90	1	17	2	7	0	7	
vs. UAB	20	65	1	8	5	29	0	13	
at UNT	12	60	0	15	1	8	0	8	
vs. WKU	36	204	3	65	3	35	0	21	
Totals	298	1,479	15	81	22	184	0	21	

2020 GAME-BY-GAME									
Opponent	Att.	Yds.	TD	Long	Rec.	Yds.	TD	Long	
at Texas St.	29	197	1	58	2	8	0	6	
vs. SFA	19	98	0	37	4	47	0	30	
vs. MT	19	82	2	16	2	25	0	24	
at UAB	22	150	1	27	0	0	0	0	
at #15 BYU	11	42	0	23	2	0	0	23	
vs. Army	18	133	0	26	1	0	0	0	
vs. LA Tech	37	165	3	45	2	12	0	11	
at FAU	16	54	0	8	2	17	0	9	
vs. UTEP		DNP							
at S. Miss	32	173	2	69	2	10	0	7	
vs. UNT	23	251	2	65	1	3	0	3	
vs. Louisiana	23	122	0	29	0	0	0	0	
Totals	249	1,467	11	69	18	122	0	30	

2019 GAME-BY-GAME								
Opponent	Att.	Yds.	TD	Long	Rec.	Yds.	TD	Long
vs. UIW	12	74	0	47	5	18	0	8
at Baylor	12	87	2	54	0	0	0	0
vs. Army	5	28	1	11	3	26	0	10
at UNT	16	62	0	20	1	1	0	1
at UTEP	22	189	1	51	1	7	0	7
vs. UAB	16	34	1	12	1	15	0	15
vs. Rice	14	94	1	32	2	39	0	33
at TAMU	12	43	0	18	2	43	0	44
at ODU	23	137	2	46	3	11	0	6
vs. USM	16	44	0	13	1	14	0	14
vs. FAU	12	76	0	28	1	8	0	8
at LA Tech	17	119	0	51	4	12	1	6
Totals	177	983	8	54	24	194	1	44



33

LAMONTE
McDOUGLE

DEFENSIVE LINE

6-0 • 290 • Junior - TR
Pompano Beach, Fla.

CAREER STATISTICS (2017 AT WVU, 2019 AT WSU)										
Year	Pos.	G-GS	Tackles	Sacks-Yds.	TFL-Yds.	FF	FR	PBU	QBH	
2017	DL	13-9	23	2.0-15	4.0-18	1	1	0	0	
2019	DL	13-1	14	0-0	2.5-4	0	1	0	0	
2021	DL	11-0	11	0-0	1.0-2	0	0	0	0	
Totals	38-10	48	2.0-15	7.5-24	1	2	0	0	0	

2021 GAME-BY-GAME								
Opponent	Tackles	Sacks	TFL-Y	FC	PBU	Int.	QBH	
at Illinois	0	0-0	0-0	0	0	0	0	
vs. Lamar	1	0-0	0.5-1	0	0	0	0	
vs. Middle Tenn.	0	0-0	0-0	0	0	0	0	
at Memphis	0	0-0	0-0	0	0	0	0	
vs. UNLV	1	0-0	0-0	0	0	0	0	
at WKU		DNP						
vs. Rice	1	0-0	0-0	0	0	0	0	
at LA Tech	3	0-0	0-0	0	0	0	0	
at UTEP	1	0-0	0-0	0	0	0	0	
vs. S. Miss	1	0-0	0-0	0	0	0	0	
vs. UAB	1	0-0	1.0-1	0	0	0	0	
at UNT	1	0-0	0-0	0	0	0	0	
vs. WKU		DNP						
Totals	11	0-0	1.0-2	0	0	0	0	



25

AVERY MORRIS

INSIDE LINEBACKER

6-2 • 225 • Sophomore - 1L
Humble, Texas

CAREER STATISTICS

Year	Pos.	G-GS	Tackles	Sacks-Yds.	TFL-Yds.	FF	FR	PBU	QBH
2020	LB	5-0	1	0-0	0-0	0	0	0	0
2021	LB	10-0	15	0-0	1.0-2	1	0	0	1
Totals		15-0	16	0-0	1.0-2	1	0	0	1

2021 GAME-BY-GAME

Opponent	Tackles	Sacks	TFL-Y	FC	PBU	Int.	QBH
at Illinois	0	0-0	0-0	0	0	0	0
vs. Lamar	5	0-0	0-0	0	0	0	1
vs. Middle Tenn.	2	0-0	1.0-2	0	0	0	0
at Memphis	0	0-0	0-0	0	0	0	0
vs. UNLV	0	0-0	0-0	0	0	0	0
at WKU	2	0-0	0-0	0	0	0	0
vs. Rice	3	0-0	0-0	0	0	0	0
at LA Tech	1	0-0	0-0	1	0	0	0
at UTEP	0	0-0	0-0	0	0	0	0
vs. S. Miss			DNP				
vs. UAB			DNP				
at UNT	2	0-0	0-0	0	0	0	0
vs. WKU			DNP				
Totals	15	0-0	1.0-2	1	0	0	1

2020 GAME-BY-GAME

Opponent	Tackles	Sacks	TFL-Y	FC	PBU	Int.	QBH
at Texas State			DNP				
vs. SFA	1	0-0	0-0	0	0	0	0
vs. MT	0	0-0	0-0	0	0	0	0
at UAB			DNP				
at #15 BYU			DNP				
vs. Army			DNP				
vs. LA Tech			DNP				
at FAU			DNP				
vs. UTEP	0	0-0	0-0	0	0	0	0
at Southern Miss	0	0-0	0-0	0	0	0	0
vs. North Texas	0	0-0	0-0	0	0	0	0
#16 Louisiana			DNP				
Totals	1	0-0	0-0	0	0	0	0



10

LOWELL NARCISSE

QUARTERBACK

6-2 • 255 • Senior - 2L
Vacherie, La.

CAREER STATISTICS

Year	G-GS	Rush	Yds	TD	Comp.	Att.	Int.	Pct.	Yds.	TD	Long
2019	11-7	118	492	4	107	201	5	53.2	1,226	8	65
2020	4-1	32	126	0	35	56	0	62.5	417	3	34
2021	0-0	0	0	0	0	0	0	0.0	0	0	0
Totals	16-8	150	618	4	142	257	5	55.3	1,643	11	65

2021 GAME-BY-GAME

Opponent	Comp.-Att.-Int.	Yds.	TD	Long	Rush	Yds.	TD	Long
at Illinois		DNP						
vs. Lamar		DNP						
vs. Middle Tenn.		DNP						
at Memphis		DNP						
vs. UNLV		DNP						
at WKU		DNP						
vs. Rice		DNP						
at LA Tech		DNP						
at UTEP		DNP						
vs. S. Miss		DNP						
vs. UAB		DNP						
at UNT		DNP						
vs. WKU		DNP						
Totals	0-0-0	0	0	0	0	0	0	0

2020 GAME-BY-GAME

Opponent	Comp.-Att.-Int.	Yds.	TD	Long	Rush	Yds.	TD	Long
at Texas State		DNP						
vs. SFA	0-0-0	0	0	0	6	24	0	7
vs. MT		DNP						
at UAB	2-5-0	33	0	23	7	42	0	25
at #15 BYU	17-20-0	229	2	34	9	13	0	14
vs. Army	16-31-0	155	1	24	10	47	0	20
vs. LA Tech		DNP						
at FAU		DNP						
vs. UTEP		DNP						
at S. Miss		DNP						
vs. UNT		DNP						
vs. #16 LA		DNP						
Totals	35-56-0	417	3	34	32	126	0	25

2019 GAME-BY-GAME

Opponent	Comp.-Att.-Int.	Yds.	TD	Long	Rush	Yds.	TD	Long
vs. UIW	0-0-0	0	0	0	2	8	0	4
at Baylor	2-6-0	9	0	6	3	12	0	5
vs. Army	0-1-0	0	0	0	2	7	1	5
at UNT	16-36-2	124	0	25	15	98	0	42
at UTEP	6-14-0	46	1	18	19	115	1	21
vs. UAB	8-19-0	94	0	35	17	89	1	25
vs. Rice	19-29-1	212	2	33	7	32	0	14
at Texas A&M	7-14-0	90	0	44	15	54	1	13
at ODU	18-23-0	240	1	65	12	29	0	8
vs. USM	21-40-1	325	2	75	18	31	0	13
vs. FAU	10-19-1	86	2	26	7	20	0	13
at LA Tech		DNP						
Totals	107-201-5	1,226	8	75	118	492	4	42



11

KELECHI NWACHUKU

SAFETY

6-0 • 210 • Junior - 2L
McAllen, Texas

CAREER STATISTICS

Year	Pos.	G-GS	Tackles	Sacks-Yds.	TFL-Yds.	FF	FR	PBU	QBH
2018	S	3-0	0	0-0	0-0	0	0	0	0
2019	S	12-6	36	0-0	1.0-4	0	0	3	0
2020	S	12-2	56	0-0	0-0	0	0	3	0
2021	S	13-0	27	0-0	0-0	1	2	1	0
Totals		41-8	119	0-0	1.0-4	1	2	7	0

2021 GAME-BY-GAME

Opponent	Tackles	Sacks	TFL-Y	FC	PBU	Int.	QBH
at Illinois	1	0-0	0-0	0	0	0	0
vs. Lamar	2	0-0	0-0	0	0	0	0
vs. Middle Tenn.	2	0-0	0-0	0	0	0	0
at Memphis	4	0-0	0-0	1	0	0	0
vs. UNLV	0	0-0	0-0	0	0	0	0
at WKU	2	0-0	0-0	0	0	0	0
vs. Rice	5	0-0	0-0	0	0	0	0
at LA Tech	2	0-0	0-0	0	0	0	0
at UTEP	0	0-0	0-0	0	0	0	0
vs. S. Miss	2	0-0	0-0	0	0	0	0
vs. UAB	0	0-0	0-0	0	0	0	0
at UNT	5	0-0	0-0	0	0	0	0
vs. WKU	2	0-0	0-0	0	1	0	0
Totals	27	0-0	0-0	1	1	0	0

2020 GAME-BY-GAME							
Opponent	Tackles	Sacks	TFL-Y	FC	PBU	Int.	QBH
at Texas State	2	0-0	0-0	0	0	0	0
vs. SFA	4	0-0	0-0	0	0	0	0
vs. MT	4	0-0	0-0	0	2	0	0
at UAB	2	0-0	0-0	0	0	0	0
at #15 BYU	7	0-0	0-0	0	0	0	0
vs. Army	16	0-0	0-0	0	0	0	0
vs. LA Tech	6	0-0	0-0	0	0	0	0
at FAU	5	0-0	0-0	0	0	0	0
vs. UTEP	0	0-0	0-0	0	0	0	0
at Southern Miss	3	0-0	0-0	0	0	0	0
vs. North Texas	6	0-0	0-0	0	1	0	0
vs. #16 Louisiana	0	0-0	0-0	0	0	0	0
Totals	56	0-0	0-0	0	3	0	0

2019 GAME-BY-GAME							
Opponent	Tackles	Sacks	TFL-Y	FC	PBU	Int.	QBH
vs. UIW	1	0-0	0-0	0	0	0	0
at Baylor	2	0-0	0-0	0	0	0	0
vs. Army	1	0-0	0-0	0	0	0	0
at UNT	0	0-0	0-0	0	1	0	0
at UTEP	1	0-0	0-0	0	0	0	0
vs. UAB	2	0-0	0-0	0	2	0	0
vs. Rice	3	0-0	0-0	0	0	0	0
at Texas A&M	6	0-0	0-0	0	0	0	0
at ODU	3	0-0	0-0	0	0	0	0
vs. USM	2	0-0	0-0	0	0	0	0
vs. FAU	6	0-0	1.0-4	0	0	0	0
at LA Tech	9	0-0	0-0	0	0	0	0
Totals	36	0-0	1.0-4	0	3	0	0



11
TYKEE
OGLE-KELLOGG
WIDE RECEIVER

6-5 • 200 • Junior - 21
Alcoa, Tenn.

CAREER STATISTICS											
Year	G-GS	Att.	Yds.	Avg.	TD	LG	Rec.	Yds.	Avg.	TD	LG
2018	11-6	0	0	0	0	14	179	12.8	3	36	
2019	3-0	0	0	0	0	6	57	9.5	1	36	
2020	6-0	0	0	0	0	11	169	15.4	1	54	
2021	10-0	0	0	0	0	10	117	11.7	1	34	
Totals	30-6	0	0	0	0	41	522	12.7	6	54	

2021 GAME-BY-GAME								
Opponent	Att.	Yds.	TD	Long	Rec.	Yds.	TD	Long
at Illinois	0	0	0	0	0	0	0	0
vs. Lamar	0	0	0	0	2	24	0	20
vs. MT	0	0	0	0	0	0	0	0
at Memphis	0	0	0	0	1	8	0	8
vs. UNLV	0	0	0	0	3	19	0	7
at WKU	0	0	0	0	1	15	1	15
vs. Rice	0	0	0	0	2	17	0	10
at LA Tech	0	0	0	0	1	34	0	34
at UTEP								
vs. S. Miss								
vs. UAB	0	0	0	0	0	0	0	0
at UNT								
vs. WKU	0	0	0	0	0	0	0	0
Totals	0	0	0	0	10	117	1	34

2020 GAME-BY-GAME								
Opponent	Att.	Yds.	TD	Long	Rec.	Yds.	TD	Long
at Texas St.								
vs. SFA								
vs. MT								
at UAB								
at #15 BYU								
vs. Army	0	0	0	0	0	0	0	0
vs. LA Tech	0	0	0	0	4	96	0	54
at FAU	0	0	0	0	3	23	0	11
vs. UTEP	0	0	0	0	2	32	1	17
at S. Miss	0	0	0	0	0	0	0	0
vs. UNT	0	0	0	0	2	18	0	10
vs. #16 LA								
Totals	0	0	0	0	11	169	1	54

2019 GAME-BY-GAME								
Opponent	Att.	Yds.	TD	Long	Rec.	Yds.	TD	Long
vs. UIW	0	0	0	0	1	36	1	36
at Baylor	0	0	0	0	4	15	0	5
vs. Army	0	0	0	0	1	6	0	6
at UNT								
at UTEP								
vs. UAB								
vs. Rice								
at TAMU								
at ODU								
vs. USM								
vs. FAU								
at LA Tech								
Totals	0	0	0	0	6	56	1	36

2018 GAME-BY-GAME								
Opponent	Att.	Yds.	TD	Long	Rec.	Yds.	TD	Long
at Ariz. St.	0	0	0	0	2	18	0	9
vs. Baylor	0	0	0	0	2	18	0	11
at Kansas St.	0	0	0	0	3	38	0	24
vs. TXST	0	0	0	0	1	7	1	7
vs. UTEP	0	0	0	0	2	41	1	26
at Rice	0	0	0	0	0	0	0	0
vs. LA Tech	0	0	0	0	0	0	0	0
at USM	0	0	0	0	1	11	0	11
at UAB	0	0	0	0	0	0	0	0
vs. FIU	0	0	0	0	1	36	1	36
at Marshall	0	0	0	0	2	10	0	5
Totals	0	0	0	0	14	179	3	36



92
EVERETT
ORNSTEIN
PLACE-KICKER

6-0 • 175 • Sophomore - 11
Houston, Texas

CAREER STATISTICS						
Year	G	KO	YDS	AVG	TB	OB
2020	5	20	1,190	59.5	9	0
2021	3	10	637	63.7	5	2
Totals	8	30	1,827	60.9	14	2

2021 GAME-BY-GAME				
Opponent	FG	FGA	Long	PAT
at Illinois	0	0	0	0-0
vs. Lamar	1	1	23	0-0
vs. Middle Tenn.				
at Memphis	0	0	0	0
vs. UNLV				
at WKU				
vs. Rice				
at LA Tech				
at UTEP				
vs. S. Miss				
vs. UAB				
at UNT				
vs. WKU				
Totals	1	1	23	0-0



4

ANTONIO PARKS

SAFETY

5-8 • 190 • Senior - 2L
Reserve, La.

CAREER STATISTICS (2017-18 AT ARIZONA)

Year	Pos.	G-GS	Tackles	Sacks-Yds.	TFL-Yds.	FF	FR	PBU	QBH
2017	S	13-0	7	0-0	0-0	0	0	1	0
2018	S	11-0	2	0-0	0-0	0	0	0	0
2019	S	11-0	10	0-0	0-0	1	0	0	0
2020	S	12-10	50	0-0	4.0-9	1	1	2	2
2021	S	13-13	43	0-0	1.0-1	0	0	4	0
Totals		61-23	112	0-0	1.0-1	2	1	7	2

2021 GAME-BY-GAME

Opponent	Tackles	Sacks	TFL-Y	FC	PBU	Int.	QBH
at Illinois	5	0-0	0-0	0	0	0	0
vs. Lamar	0	0-0	0-0	0	0	0	0
vs. Middle Tenn.	2	0-0	1.0-1	0	0	0	0
at Memphis	1	0-0	0-0	0	1	0	0
vs. UNLV	6	0-0	0-0	0	0	0	0
at WKU	7	0-0	0-0	0	0	0	0
vs. Rice	1	0-0	0-0	0	0	0	0
at LA Tech	3	0-0	0-0	0	1	0	0
at UTEP	3	0-0	0-0	0	2	0	0
vs. S. Miss	2	0-0	0-0	0	0	1	0
vs. UAB	3	0-0	0-0	0	0	0	0
at UNT	6	0-0	0-0	0	0	0	0
vs. WKU	4	0-0	0-0	0	0	1	0
Totals	43	0-0	1.0-1	0	4	2	0

2020 GAME-BY-GAME

Opponent	Tackles	Sacks	TFL-Y	FC	PBU	Int.	QBH
at Texas State	3	0-0	0-0	0	0	0	0
vs. SFA	3	0-0	0-0	0	0	0	0
vs. MT	5	0-0	1.0-2	0	0	0	0
at UAB	5	0-0	1.0-2	0	0	0	1
at #15 BYU	7	0-0	1.0-2	0	0	0	0
vs. Army	2	0-0	1.0-3	0	1	0	0
vs. LA Tech	6	0-0	0-0	1	0	1	0
at FAU	2	0-0	0-0	0	0	0	0
vs. UTEP	2	0-0	0-0	0	0	0	0
at Southern Miss	3	0-0	0-0	0	0	0	0
vs. North Texas	4	0-0	0-0	0	1	0	0
#16 Louisiana	8	0-0	0-0	0	0	0	1
Totals	50	0-0	4.0-9	1	2	1	2

2019 GAME-BY-GAME

Opponent	Tackles	Sacks	TFL-Y	FC	PBU	Int.	QBH
vs. UIW	DNP						
at Baylor	0	0-0	0-0	0	0	0	0
vs. Army	0	0-0	0-0	0	0	0	0
at UNT	0	0-0	0-0	0	0	0	0
at UTEP	0	0-0	0-0	0	0	0	0
vs. UAB	2	0-0	0-0	1	0	0	0
vs. Rice	2	0-0	0-0	0	0	0	0
at Texas A&M	0	0-0	0-0	0	0	0	0
at ODU	0	0-0	0-0	0	0	0	0
vs. USM	0	0-0	0-0	0	0	0	0
vs. FAU	0	0-0	0-0	0	0	0	0
at LA Tech	1	0-0	0-0	0	0	0	0
Totals	10	0-0	0-0	1	0	0	0



27

JARRETT PRESTON

SAFETY

6-0 • 190 • Junior - 2L
Missouri City, Texas

CAREER STATISTICS

Year	Pos.	G-GS	Tackles	Sacks-Yds.	TFL-Yds.	FF	FR	PBU	QBH
2018	LB	4-0	0	0-0	0-0	0	0	0	0
2019	LB	12-0	7	0-0	0-0	0	0	0	0
2020	S	8-0	3	0-0	0-0	0	0	0	0
2021	S	7-0	3	0-0	1.0-4	0	0	0	0
Totals		31-0	13	0-0	1.0-4	0	0	0	0

2021 GAME-BY-GAME

Opponent	Tackles	Sacks	TFL-Y	FC	PBU	Int.	QBH
at Illinois	0	0-0	0-0	0	0	0	0
vs. Lamar	2	0-0	1.0-4	0	0	0	0
vs. Middle Tenn.	0	0-0	0-0	0	0	0	0
at Memphis	DNP						
vs. UNLV	DNP						
at WKU	0	0-0	0-0	0	0	0	0
vs. Rice	1	0-0	0-0	0	0	0	0
at LA Tech	0	0-0	0-0	0	0	1	0
at UTEP	DNP						
vs. S. Miss	DNP						
vs. UAB	DNP						
at UNT	0	0-0	0-0	0	0	0	0
vs. WKU	DNP						
Totals	3	0-0	1.0-4	0	0	1	0

2020 GAME-BY-GAME

Opponent	Tackles	Sacks	TFL-Y	FC	PBU	Int.	QBH
at Texas State	2	0-0	0-0	0	0	0	0
vs. SFA	0	0-0	0-0	0	0	0	0
vs. MT	0	0-0	0-0	0	0	0	0
at UAB	0	0-0	0-0	0	0	0	0
at #15 BYU	0	0-0	0-0	0	0	0	0
vs. Army	0	0-0	0-0	0	0	0	0
vs. LA Tech	1	0-0	0-0	0	0	0	0
at FAU	DNP						
vs. UTEP	DNP						
at Southern Miss	DNP						
vs. North Texas	DNP						
vs. #16 Louisiana	0	0-0	0-0	0	0	0	0
Totals	3	0-0	0-0	0	0	0	0

2019 GAME-BY-GAME

Opponent	Tackles	Sacks	TFL-Y	FC	PBU	Int.	QBH
vs. UIW	0	0-0	0-0	0	0	0	0
at Baylor	1	0-0	0-0	0	0	0	0
vs. Army	0	0-0	0-0	0	0	0	0
at UNT	1	0-0	0-0	0	0	0	0
at UTEP	1	0-0	0-0	0	0	0	0
vs. UAB	0	0-0	0-0	0	0	0	0
vs. Rice	0	0-0	0-0	0	0	0	0
at Texas A&M	1	0-0	0-0	0	0	0	0
at ODU	0	0-0	0-0	0	0	0	0
vs. USM	0	0-0	0-0	0	0	0	0
vs. FAU	1	0-0	0-0	0	0	0	0
at LA Tech	0	0-0	0-0	0	0	0	0
Totals	7	0-0	0-0	0	0	0	0



17

DRU PROX

INSIDE LINEBACKER

6-2 • 225 • Senior - TR
Kaufman, Texas

CAREER STATISTICS (2017-20 AT KANSAS)

Year	Pos.	G-GS	Tackles	Sacks-Yds.	TFL-Yds.	FF	FR	PBU	QBH
2017	LB	7-0	12	0-0	0.5-1	0	0	0	0
2018	LB	12-0	4	0-0	0-0	0	0	0	0
2019	LB	4-4	39	2.0-22	2.5-22	1	0	1	0
2020	LB	3-3	23	0-0	3.5-17	0	0	0	0
2021	LB	9-1	17	1.5-13	2.0-14	1	0	0	1
Totals		35-8	94	3.5-35	8.5-54	2	0	1	1

2021 GAME-BY-GAME							
Opponent	Tackles	Sacks	TFL-Y	FC	PBU	Int.	QBH
at Illinois	3	0-0	0.5-1	0	0	0	0
vs. Lamar	1	0-0	0-0	0	0	0	0
vs. Middle Tenn.		DNP					
at Memphis	3	0-0	0-0	0	0	0	0
vs. UNLV	1	1.0-10	1.0-10	1	0	0	0
at WKU	1	0-0	0-0	0	0	0	0
vs. Rice	2	0.5-3	0.5-3	0	0	0	1
at LA Tech	1	0-0	0-0	0	0	0	0
at UTEP	4	0-0	0-0	0	0	0	0
vs. S. Miss	1	0-0	0-0	0	0	0	0
vs. UAB		DNP					
at UNT		DNP					
vs. WKU		DNP					
Totals	17	1.5-13	2.0-14	1	0	0	1



40
JIMMORI
ROBINSON

OUTSIDE LINEBACKER

6-6 • 235 • Sophomore - TR
Alexandria, Va.

CAREER STATISTICS									
Year	Pos.	G-GS	Tackles	Sacks-Yds.	TFL-Yds.	FF	FR	PBU	QBH
2021	LB	3-0	2	0-0	0-0	0	0	0	0
Totals	3-0	2	0-0	0-0	0	0	0	0	0

2021 GAME-BY-GAME							
Opponent	Tackles	Sacks	TFL-Y	FC	PBU	Int.	QBH
at Illinois		DNP					
vs. Lamar	1	0-0	0-0	0	0	0	0
vs. Middle Tenn.	0	0-0	0-0	0	0	0	0
at Memphis		DNP					
vs. UNLV		DNP					
at WKU		DNP					
vs. Rice	1	0-0	0-0	0	0	0	0
at LA Tech		DNP					
at UTEP		DNP					
vs. S. Miss		DNP					
vs. UAB		DNP					
at UNT		DNP					
vs. WKU		DNP					
Totals	2	0-0	0-0	0	0	0	0



21
KEN
ROBINSON
CORNERBACK

5-11 • 175 • Sophomore - 1L
Grand Prairie, Texas

CAREER STATISTICS									
Year	Pos.	G-GS	Tackles	Sacks-Yds.	TFL-Yds.	FF	FR	PBU	QBH
2019	CB	4-0	1	0-0	0-0	0	0	0	0
2020	CB	9-5	28	0-0	1.0-2	1	0	3	0
2021	CB	12-4	24	0-0	2.5-5	0	0	7	0
Totals	25-10	53	0-0	3.5-7	1	0	10	0	0

2021 GAME-BY-GAME							
Opponent	Tackles	Sacks	TFL-Y	FC	PBU	Int.	QBH
at Illinois	0	0-0	0-0	0	1	0	0
vs. Lamar	3	0-0	1.0-1	0	0	0	0
vs. Middle Tenn.	0	0-0	0-0	0	0	0	0
at Memphis	0	0-0	0-0	0	0	0	0
vs. UNLV	1	0-0	0-0	0	0	0	0
at WKU	5	0-0	0-0	0	3	0	0
vs. Rice	5	0-0	1.5-4	0	0	0	0
at LA Tech	4	0-0	0-0	0	0	0	0
at UTEP	1	0-0	0-0	0	2	0	0
vs. S. Miss	2	0-0	0-0	0	1	0	0
vs. UAB	3	0-0	0-0	0	0	0	0
at UNT	3	0-0	0-0	0	0	0	0
vs. WKU	0	0-0	0-0	0	0	0	0
Totals	24	0-0	2.5-5	0	7	0	0

2020 GAME-BY-GAME							
Opponent	Tackles	Sacks	TFL-Y	FC	PBU	Int.	QBH
at Texas State		DNP					
vs. SFA		DNP					
vs. MT		DNP					
at UAB	0	0-0	0-0	0	0	0	0
at #15 BYU	3	0-0	0-0	0	0	0	0
vs. Army	10	0-0	0-0	1	0	0	0
vs. LA Tech	2	0-0	1.0-2	0	0	0	0
at FAU	2	0-0	0-0	0	0	0	0
vs. UTEP	5	0-0	0-0	0	1	0	0
at Southern Miss	4	0-0	0-0	0	0	0	0
vs. North Texas	1	0-0	0-0	0	1	0	0
vs. #16 Louisiana	1	0-0	0-0	0	1	0	0
Totals	28	0-0	1.0-2	1	3	0	0

2019 GAME-BY-GAME							
Opponent	Tackles	Sacks	TFL-Y	FC	PBU	Int.	QBH
vs. UIW	0	0-0	0-0	0	0	0	0
at Baylor	1	0-0	0-0	0	0	0	0
vs. Army		DNP					
at UNT	0	0-0	0-0	0	0	0	0
at UTEP		DNP					
vs. UAB		DNP					
vs. Rice		DNP					
at Texas A&M		DNP					
at ODU		DNP					
vs. USM		DNP					
vs. FAU		DNP					
at LA Tech	0	0-0	0-0	0	0	0	0
Totals	1	0-0	0-0	0	0	0	0



13
JAMAL
SAM
SAFETY

5-9 • 185 • Sophomore - 1L
New Orleans, La.

CAREER STATISTICS									
Year	Pos.	G-GS	Tackles	Sacks-Yds.	TFL-Yds.	FF	FR	PBU	QBH
2019	S	12-2	24	0-0	0.5-1	2	0	0	0
2020	S	0-0	0	0-0	0-0	0	0	0	0
2021	S	9-1	36	1.0-9	3.0-11	0	0	1	0
Totals	21-3	60	1.0-9	3.5-12	2	0	1	0	0

2021 GAME-BY-GAME							
Opponent	Tackles	Sacks	TFL-Y	FC	PBU	Int.	QBH
at Illinois		DNP					
vs. Lamar		DNP					
vs. Middle Tenn.		DNP					
at Memphis		DNP					
vs. UNLV	2	0-0	0-0	0	0	1	0
at WKU	5	0-0	0-0	0	1	0	0
vs. Rice	3	0-0	0-0	0	0	0	0
at LA Tech	3	1.0-9	1.0-9	0	0	0	0
at UTEP	2	0-0	0-0	0	0	0	0
vs. S. Miss	3	0-0	0-0	0	0	0	0
vs. UAB	5	0-0	1.0-1	0	0	0	0
at UNT	6	0-0	1.0-1	0	0	0	0
vs. WKU	7	0-0	0-0	0	0	1	0
Totals	36	1.0-9	3.5-11	0	1	2	0

2019 GAME-BY-GAME							
Opponent	Tackles	Sacks	TFL-Y	FC	PBU	Int.	QBH
vs. UIW	0	0-0	0-0	0	0	0	0
at Baylor	5	0-0	0-0	1	0	0	0
vs. Army	1	0-0	0-0	0	0	0	0
at UNT	1	0-0	0-0	0	0	0	0
at UTEP	1	0-0	0-0	0	0	0	0
vs. UAB	0	0-0	0-0	0	0	0	0
vs. Rice	2	0-0	0-0	0	0	0	0
at Texas A&M	1	0-0	0-0	0	0	0	0
at ODU	0	0-0	0-0	0	0	0	0
vs. USM	5	0-0	0-0	1	0	0	0
vs. FAU	5	0-0	0.5-1	0	0	0	0
at LA Tech	3	0-0	0-0	0	0	0	0
Totals	24	0-0	0.5-1	2	0	0	0



87

GAVIN SHARP

TIGHT END

6-5 • 235 • Senior - 3L
Leander, Texas


CAREER STATISTICS											
Year	G-GS	Att.	Yds.	Avg.	TD	LG	Rec.	Yds.	Avg.	TD	LG
2018	12-8	0	0	0	0	0	16	114	7.1	0	36
2019	11-4	0	0	0	0	0	11	74	6.7	1	15
2020	9-2	0	0	0	0	0	6	67	11.2	0	21
2021	9-0	0	0	0	0	0	3	39	13.0	0	18
Totals	41-14	0	0	0	0	0	38	294	8.2	1	36

2021 GAME-BY-GAME								
Opponent	Att.	Yds.	TD	Long	Rec.	Yds.	TD	Long
at Illinois								DNP
vs. Lamar	0	0	0	0	0	0	0	0
vs. MT								DNP
at Memphis	0	0	0	0	0	0	0	0
vs. UNLV	0	0	0	0	0	0	0	0
at WKU								DNP
vs. Rice	0	0	0	0	0	0	0	0
at LA Tech	0	0	0	0	1	10	0	10
at UTEP	0	0	0	0	2	29	0	18
vs. S. Miss	0	0	0	0	0	0	0	0
vs. UAB	0	0	0	0	0	0	0	0
at UNT	0	0	0	0	0	0	0	0
vs. WKU								DNP
Totals	0	0	0	0	3	10	0	10

2020 GAME-BY-GAME								
Opponent	Att.	Yds.	TD	Long	Rec.	Yds.	TD	Long
at Texas St.	0	0	0	0	1	2	0	2
vs. SFA	0	0	0	0	1	8	0	8
vs. MT	0	0	0	0	1	17	0	17
at UAB	0	0	0	0	0	0	0	0
at #15 BYU	0	0	0	0	1	21	0	21
vs. Army								DNP
vs. LA Tech	0	0	0	0	2	19	0	10
at FAU	0	0	0	0	0	0	0	0
vs. UTEP								DNP
at S. Miss								DNP
vs. UNT	0	0	0	0	0	0	0	0
vs. #16 LA	0	0	0	0	0	0	0	0
Totals	0	0	0	0	6	67	0	21

2019 GAME-BY-GAME								
Opponent	Att.	Yds.	TD	Long	Rec.	Yds.	TD	Long
vs. UIW	0	0	0	0	3	18	1	10
at Baylor	0	0	0	0	0	0	0	0
vs. Army	0	0	0	0	3	23	0	12
at UNT	0	0	0	0	0	0	0	0
at UTEP	0	0	0	0	0	0	0	0
vs. UAB	0	0	0	0	0	0	0	0
vs. Rice	0	0	0	0	1	9	0	9
at TAMU	0	0	0	0	2	20	0	15
at ODU								DNP
vs. USM	0	0	0	0	1	0	0	0
vs. FAU	0	0	0	0	0	0	0	0
at LA Tech	0	0	0	0	1	4	0	4
Totals	0	0	0	0	11	74	1	15

2018 GAME-BY-GAME								
Opponent	Att.	Yds.	TD	Long	Rec.	Yds.	TD	Long
at Ariz. St.	0	0	0	0	1	4	0	4
vs. Baylor	0	0	0	0	1	5	0	5
at Kansas St.	0	0	0	0	0	0	0	0
vs. TXST	0	0	0	0	5	26	0	10
vs. UTEP	0	0	0	0	1	4	0	4
at Rice	0	0	0	0	1	0	0	0
vs. LA Tech	0	0	0	0	1	0	0	0
at USM	0	0	0	0	1	9	0	9
at UAB	0	0	0	0	2	42	0	36
vs. FIU	0	0	0	0	2	26	0	18
at Marshall	0	0	0	0	1	-2	0	0
vs. UNT	0	0	0	0	0	0	0	0
Totals	0	0	0	0	16	114	0	36



22

RYAN SHOCKENCY

SAFETY

6-0 • 185 • Junior - 1L
Rosenberg, Texas

CAREER STATISTICS									
Year	Pos.	G-GS	Tackles	Sacks-Yds.	TFL-Yds.	FF	FR	PBU	QBH
2020	S	9-0	3	0-0	0-0	0	0	0	0
2021	S	13-0	8	0-0	0-0	0	0	0	0
Totals		22-0	17	0-0	0-0	0	0	0	0

2021 GAME-BY-GAME							
Opponent	Tackles	Sacks	TFL-Y	FC	PBU	Int.	QBH
at Illinois	0	0-0	0-0	0	0	0	0
vs. Lamar	3	0-0	0-0	0	0	0	0
vs. Middle Tenn.	0	0-0	0-0	0	0	0	0
at Memphis	1	0-0	0-0	0	0	0	0
vs. UNLV	0	0-0	0-0	0	0	0	0
at WKU	0	0-0	0-0	0	0	0	0
vs. Rice	2	0-0	0-0	0	0	0	0
at LA Tech	0	0-0	0-0	0	0	0	0
at UTEP	0	0-0	0-0	0	0	0	0
vs. S. Miss	1	0-0	0-0	0	0	0	0
vs. UAB	1	0-0	0-0	0	0	0	0
at UNT	0	0-0	0-0	0	0	0	0
vs. WKU	0	0-0	0-0	0	0	0	0
Totals	7	0-0	0-0	0	0	0	0

2020 GAME-BY-GAME							
Opponent	Tackles	Sacks	TFL-Y	FC	PBU	Int.	QBH
at Texas State							DNP
vs. SFA							DNP
vs. MT	0	0-0	0-0	0	0	0	0
at UAB	0	0-0	0-0	0	0	0	0
at #15 BYU	1	0-0	0-0	0	0	0	0
vs. Army	0	0-0	0-0	0	0	0	0
vs. LA Tech	0	0-0	0-0	0	0	0	0
at FAU							DNP
vs. UTEP	0	0-0	0-0	0	0	0	0
at Southern Miss	1	0-0	0-0	0	0	0	0
vs. North Texas	0	0-0	0-0	0	0	0	0
vs. #16 Louisiana	1	0-0	0-0	0	0	0	0
Totals	3	0-0	0-0	0	0	0	0



17

ASYRUS
SIMON

DEFENSIVE LINE

6-4 • 265 • Sophomore - 1L
Humble, Texas

CAREER STATISTICS

Year	Pos.	G-GS	Tackles	Sacks-Yds.	TFL-Yds.	FF	FR	PBU	QBH
2020	DL	2-0	3	0-0	0-0	0	0	0	0
2021	DL	13-0	26	0.5-3	3.0-8	0	0	0	0
Totals		15-0	29	0.5-3	3.0-8	0	0	0	0

2021 GAME-BY-GAME

Opponent	Tackles	Sacks	TFL-Y	FC	PBU	Int.	QBH
at Illinois	1	0-0	0-0	0	0	0	0
vs. Lamar	4	0-0	0-0	0	0	0	0
vs. Middle Tenn.	1	0-0	0-0	0	0	0	0
at Memphis	3	0-0	0-0	0	0	0	0
vs. UNLV	0	0-0	0-0	0	0	0	0
at WKU	2	0-0	0-0	0	0	0	0
vs. Rice	1	0-0	0-0	0	0	0	0
at LA Tech	4	0.5-3	2.0-7	0	0	0	0
at UTEP	0	0-0	0-0	0	0	0	0
vs. S. Miss	3	0-0	0-0	0	0	0	0
vs. UAB	1	0-0	0-0	0	0	0	0
at UNT	5	0-0	1.0-1	0	0	0	0
vs. WKU	1	0-0	0-0	0	0	0	0
Totals	26	0.5-3	3.0-8	0	0	0	0

2020 GAME-BY-GAME

Opponent	Tackles	Sacks	TFL-Y	FC	PBU	Int.	QBH
at Texas State		DNP					
vs. SFA		DNP					
vs. MT		DNP					
at UAB		DNP					
at #15 BYU	2	0-0	0-0	0	0	0	0
vs. Army	1	0-0	0-0	0	0	0	0
vs. LA Tech		DNP					
at FAU		DNP					
vs. UTEP		DNP					
at Southern Miss		DNP					
vs. North Texas		DNP					
vs. #16 Louisiana		DNP					
Totals	3	0-0	0-0	0	0	0	0



23

XAVIER
SPENCER

CORNERBACK

6-1 • 185 • Sophomore - 1L
Converse, Texas

CAREER STATISTICS

Year	Pos.	G-GS	Tackles	Sacks-Yds.	TFL-Yds.	FF	FR	PBU	QBH
2020	CB	10-0	7	0-0	0-0	0	0	0	0
2021	CB	13-0	7	0-0	0-0	0	0	0	0
Totals		23-0	14	0-0	0-0	0	0	0	0

2021 GAME-BY-GAME

Opponent	Tackles	Sacks	TFL-Y	FC	PBU	Int.	QBH
at Illinois	0	0-0	0-0	0	0	0	0
vs. Lamar	0	0-0	0-0	0	0	0	0
vs. Middle Tenn.	0	0-0	0-0	0	0	0	0
at Memphis	0	0-0	0-0	0	0	0	0
vs. UNLV	0	0-0	0-0	0	0	0	0
at WKU	0	0-0	0-0	0	0	0	0
vs. Rice	0	0-0	0-0	0	0	0	0
at LA Tech	2	0-0	0-0	0	0	0	0
at UTEP	3	0-0	0-0	0	0	0	0
vs. S. Miss	0	0-0	0-0	0	0	0	0
vs. UAB	0	0-0	0-0	0	0	0	0
at UNT	1	0-0	0-0	0	0	0	0
vs. WKU	1	0-0	0-0	0	0	0	0
Totals	7	0-0	0-0	0	0	0	0

2020 GAME-BY-GAME

Opponent	Tackles	Sacks	TFL-Y	FC	PBU	Int.	QBH
at Texas State	1	0-0	0-0	0	0	0	0
vs. SFA	1	0-0	0-0	0	0	0	0
vs. MT	2	0-0	0-0	0	0	0	0
at UAB	1	0-0	0-0	0	0	0	0
at #15 BYU	0	0-0	0-0	0	0	0	0
vs. Army	0	0-0	0-0	0	0	0	0
vs. LA Tech	2	0-0	0-0	0	0	0	0
at FAU		DNP					
vs. UTEP		DNP					
at Southern Miss	0	0-0	0-0	0	0	0	0
vs. North Texas	0	0-0	0-0	0	0	0	0
vs. #16 Louisiana	0	0-0	0-0	0	0	0	0
Totals	7	0-0	0-0	0	0	0	0



15

CADE
STOEVERS

WIDE RECEIVER

5-10 • 190 • Junior - 1L
Wimberley, Texas

CAREER STATISTICS

Year	G-GS	Att.	Yds.	Avg.	TD	LG	Rec.	Yds.	Avg.	TD	LG
2020	1-0	0	0	0.0	0	0	0	0	0.0	0	0
2021	10-0	0	0	0.0	0	0	3	89	29.7	0	60
Totals	11-0	0	0	0.0	0	0	3	89	29.7	0	60

2021 GAME-BY-GAME

Opponent	Att.	Yds.	TD	Long	Rec.	Yds.	TD	Long
at Illinois			DNP					
vs. Lamar	0	0	0	0	2	84	0	60
vs. MT	0	0	0	0	0	0	0	0
at Memphis			DNP					
vs. UNLV	0	0	0	0	0	0	0	0
at WKU			DNP					
vs. Rice	0	0	0	0	0	0	0	0
at LA Tech	0	0	0	0	0	0	0	0
at UTEP	0	0	0	0	1	5	0	5
vs. S. Miss	0	0	0	0	0	0	0	0
vs. UAB	0	0	0	0	0	0	0	0
at UNT	0	0	0	0	0	0	0	0
vs. WKU	0	0	0	0	0	0	0	0
Totals	0	0	0	0	3	89	0	60



7

DADRION
TAYLOR

OUTSIDE LINEBACKER

5-11 • 175 • Senior - 3L
Shiner, Texas

CAREER STATISTICS

Year	Pos.	G-GS	Tackles	Sacks-Yds.	TFL-Yds.	FF	FR	PBU	QBH
2018	S	12-0	12	0-0	0-0	0	0	2	0
2019	S	10-2	9	0-0	0-0	0	0	0	0
2020	OLB	10-4	17	0-0	3.0-3	0	1	2	1
2021	OLB	13-3	44	2.5-13	5.5-19	0	0	0	2
Totals		45-9	82	2.5-13	8.5-22	0	1	4	3

2021 GAME-BY-GAME							
Opponent	Tackles	Sacks	TFL-Y	FC	PBU	Int.	QBH
at Illinois	6	0-0	0-0	0	0	0	0
vs. Lamar	2	0-0	0-0	0	0	0	0
vs. Middle Tenn.	0	0-0	0-0	0	0	0	0
at Memphis	2	0-0	1.0-1	0	0	0	0
vs. UNLV	7	2.0-10	2.0-10	0	0	0	0
at WKU	8	0-0	0-0	0	0	0	0
vs. Rice	3	0.5-3	0.5-3	0	0	0	0
at LA Tech	5	0-0	0-0	0	0	1	0
at UTEP	0	0-0	0-0	0	0	0	0
vs. S. Miss	2	0-0	1.0-2	0	0	0	0
vs. UAB	3	0-0	0-0	0	0	0	0
at UNT	4	0-0	0-0	0	0	0	1
vs. WKU	2	0-0	1.0-3	0	0	0	1
Totals	44	2.5-13	5.5-19	0	0	1	2

2020 GAME-BY-GAME							
Opponent	Tackles	Sacks	TFL-Y	FC	PBU	Int.	QBH
at Texas State	1	0-0	0-0	0	0	0	0
vs. SFA	1	0-0	0-0	0	0	0	0
vs. MT	DNP						
at UAB	3	0-0	1.0-1	0	1	0	0
at #15 BYU	1	0-0	0-0	0	0	0	1
vs. Army	0	0-0	0-0	0	0	0	0
vs. LA Tech	4	0-0	0-0	0	1	0	0
at FAU	2	0-0	0-0	0	0	0	0
vs. UTEP	2	0-0	0-0	0	0	0	0
at Southern Miss	3	0-0	2.0-2	0	0	0	0
vs. North Texas	DNP						
vs. #16 Louisiana	0	0-0	0-0	0	0	0	0
Totals	17	0-0	3.0-3	0	2	0	1

2019 GAME-BY-GAME							
Opponent	Tackles	Sacks	TFL-Y	FC	PBU	Int.	QBH
vs. UIW	4	0-0	0-0	0	0	0	0
at Baylor	0	1.0-2	0-0	0	0	0	0
vs. Army	DNP						
at UNT	0	0-0	0-0	0	0	0	0
at UTEP	1	0-0	0-0	0	0	0	0
vs. UAB	0	0-0	0-0	0	0	0	0
vs. Rice	0	0-0	0-0	0	0	0	0
at Texas A&M	2	0-0	0-0	0	0	1	0
at ODU	0	0-0	0-0	0	0	0	0
vs. USM	2	0-0	0-0	0	0	0	0
vs. FAU	0	0-0	0-0	0	0	0	0
at LA Tech	DNP						
Totals	9	0-0	0-0	0	0	1	0

2018 GAME-BY-GAME							
Opponent	Tackles	Sacks	TFL-Y	FC	PBU	Int.	QBH
at Arizona State	0	0-0	0-0	0	0	0	0
vs. Baylor	0	0-0	0-0	0	0	0	0
at Kansas State	0	0-0	0-0	0	0	0	0
vs. Texas State	0	0-0	0-0	0	0	0	0
vs. UTEP	1	0-0	0-0	0	0	0	0
at Rice	0	0-0	0-0	0	0	0	0
vs. LA Tech	1	0-0	0-0	0	0	0	0
at Southern Miss	2	0-0	0-0	0	1	0	0
at UAB	2	0-0	0-0	0	0	0	0
vs. FIU	3	0-0	0-0	0	1	0	0
at Marshall	1	0-0	0-0	0	1	0	0
vs. North Texas	2	0-0	0-0	0	0	0	0
Totals	12	0-0	0-0	0	2	0	0



12

DONYAI TAYLOR

OUTSIDE LINEBACKER

6-1 • 205 • Sophomore - 1L
Shiner, Texas

CAREER STATISTICS

Year	Pos.	G-GS	Tackles	Sacks-Yds.	TFL-Yds.	FF	FR	PBU	QBH
2020	S	12-0	10	0-0	0-0	0	0	0	0
2021	OLB	13-0	14	0-0	0.5-1	0	1	0	0
Totals		25-0	24	0-0	0.5-1	0	1	0	0

2021 GAME-BY-GAME							
Opponent	Tackles	Sacks	TFL-Y	FC	PBU	Int.	QBH
at Illinois	0	0-0	0-0	0	0	0	0
vs. Lamar	2	0-0	0-0	0	0	0	0
vs. Middle Tenn.	1	0-0	0-0	0	0	0	0
at Memphis	1	0-0	0-0	0	0	0	0
vs. UNLV	0	0-0	0-0	0	0	0	0
at WKU	2	0-0	0-0	0	0	0	0
vs. Rice	3	0-0	0-0	0	0	0	0
at LA Tech	1	0-0	0-0	0	0	0	0
at UTEP	0	0-0	0-0	0	0	0	0
vs. S. Miss	0	0-0	0-0	0	0	0	0
vs. UAB	0	0-0	0-0	0	0	0	0
at UNT	4	0-0	0.5-1	0	0	0	0
vs. WKU	0	0-0	0-0	0	0	0	0
Totals	14	0-0	0.5-1	0	0	0	0

2020 GAME-BY-GAME							
Opponent	Tackles	Sacks	TFL-Y	FC	PBU	Int.	QBH
at Texas State	1	0-0	0-0	0	0	0	0
vs. SFA	0	0-0	0-0	0	0	0	0
vs. MT	1	0-0	0-0	0	0	1	0
at UAB	0	0-0	0-0	0	0	0	0
at #15 BYU	0	0-0	0-0	0	0	0	0
vs. Army	1	0-0	0-0	0	0	0	0
vs. LA Tech	1	0-0	0-0	0	0	0	0
at FAU	0	0-0	0-0	0	0	0	0
vs. UTEP	2	0-0	0-0	0	0	0	0
at Southern Miss	1	0-0	0-0	0	0	0	0
vs. North Texas	2	0-0	0-0	0	0	0	0
vs. #16 Louisiana	1	0-0	0-0	0	0	0	0
Totals	10	0-0	0-0	0	0	1	0



1

LEROY WATSON

TIGHT END

6-5 • 275 • Senior - 2L
Snellville, Ga.

CAREER STATISTICS

Year	G-GS	Att.	Yds.	Avg.	TD	LG	Rec.	Yds.	Avg.	TD	LG
2019	12-10	0	0	0	0	0	4	56	14.0	1	37
2020	12-11	0	0	0	0	0	14	176	12.6	0	26
2021	13-13	0	0	0	0	0	7	65	9.3	1	24
Totals	37-34	0	0	0	0	0	25	297	11.9	2	37

2021 GAME-BY-GAME										
Opponent	Att.	Yds.	TD	Long	Rec.	Yds.	TD	Long	Rec.	Yds.
at Illinois	0	0	0	0	0	0	0	0	0	0
vs. Lamar	0	0	0	0	1	13	0	13	0	0
vs. MT	0	0	0	0	0	0	0	0	0	0
at Memphis	0	0	0	0	0	0	0	0	0	0
vs. UNLV	0	0	0	0	0	0	0	0	0	0
at WKU	0	0	0	0	0	0	0	0	0	0
vs. Rice	0	0	0	0	0	0	0	0	0	0
at LA Tech	0	0	0	0	1	8	0	8	0	0
at UTEP	0	0	0	0	1	1	0	1	0	0
vs. S. Miss	0	0	0	0	1	24	1	24	0	0
vs. UAB	0	0	0	0	1	6	0	6	0	0
at UNT	0	0	0	0	1	2	0	2	0	0
vs. WKU	0	0	0	0	1	11	0	11	0	0
Totals	0	0	0	0	7	65	1	24	0	0

2020 GAME-BY-GAME									
Opponent	Att.	Yds.	TD	Long	Rec.	Yds.	TD	Long	
at Texas St.	0	0	0	0	0	0	0	0	0
vs. SFA	0	0	0	0	1	19	0	19	
vs. MT	0	0	0	0	2	23	0	15	
at UAB	0	0	0	0	1	-1	0	0	
at #15 BYU	0	0	0	0	3	49	0	24	
vs. Army	0	0	0	0	0	0	0	0	
vs. LA Tech	0	0	0	0	0	0	0	0	
at FAU									DNP
vs. UTEP	0	0	0	0	4	46	0	26	
at S. Miss	0	0	0	0	0	0	0	0	
vs. UNT	0	0	0	0	1	3	0	3	
vs. #16 LA	0	0	0	0	2	37	0	23	
Totals	0	0	0	0	14	176	0	26	

2019 GAME-BY-GAME									
Opponent	Att.	Yds.	TD	Long	Rec.	Yds.	TD	Long	
vs. UIW	0	0	0	0	1	12	0	12	
at Baylor	0	0	0	0	0	0	0	0	
vs. Army	0	0	0	0	1	37	0	37	
at UNT	0	0	0	0	0	0	0	0	
at UTEP	0	0	0	0	0	0	0	0	
vs. UAB	0	0	0	0	0	0	0	0	
vs. Rice	0	0	0	0	0	0	0	0	
at TAMU	0	0	0	0	0	0	0	0	
at ODU	0	0	0	0	0	0	0	0	
vs. USM	0	0	0	0	1	5	0	5	
vs. FAU	0	0	0	0	1	2	1	2	
at LA Tech	0	0	0	0	0	0	0	0	
Totals	0	0	0	0	4	56	1	37	



19
JULON WILLIAMS
 WIDE RECEIVER

5-9 • 190 • Junior - 1L
Converse, Texas

CAREER STATISTICS (2018 AT HOUSTON)											
Year	G-GS	Att.	Yds.	Avg.	TD	LG	Rec.	Yds.	Avg.	TD	LG
2018	2-0	0	0	0	0	0	3	61	20.3	0	48
2020	9-0	0	0	0	0	0	5	22	4.4	0	11
2021	2-0	0	0	0	0	0	0	0	0	0	0
Totals	13-0	0	0	0	0	0	5	22	4.4	0	11

2021 GAME-BY-GAME									
Opponent	Att.	Yds.	TD	Long	Rec.	Yds.	TD	Long	
at Illinois									DNP
vs. Lamar	0	0	0	0	0	0	0	0	
vs. MT									DNP
at Memphis									DNP
vs. UNLV									DNP
at WKU									DNP
vs. Rice	0	0	0	0	0	0	0	0	
at LA Tech									DNP
at UTEP									DNP
vs. S. Miss									DNP
vs. UAB									DNP
at UNT									DNP
vs. WKU									DNP
Totals	0	0	0	0	0	0	0	0	0

2020 GAME-BY-GAME									
Opponent	Att.	Yds.	TD	Long	Rec.	Yds.	TD	Long	
at Texas St.	0	0	0	0	0	0	0	0	
vs. SFA	0	0	0	0	0	0	0	0	
vs. MT	0	0	0	0	1	1	0	1	
at UAB									DNP
at #15 BYU	0	0	0	0	1	-1	0	0	
vs. Army									DNP
vs. LA Tech	0	0	0	0	1	10	0	10	
at FAU	0	0	0	0	0	0	0	0	
vs. UTEP	0	0	0	0	1	11	0	11	
at S. Miss									DNP
vs. UNT	0	0	0	0	1	1	0	1	
vs. #16 LA	0	0	0	0	0	0	0	0	
Totals	0	0	0	0	5	22	0	11	



2
CHARLES WILEY
 OUTSIDE LINEBACKER

6-3 • 255 • Senior - 1L
Strockbridge, Ga.

CAREER STATISTICS (2017-19 AT OLE MISS)											
Year	Pos.	G-GS	Tackles	Sacks-Yds.	TFL-Yds.	FF	FR	PBU	QBH		
2017	LB	9-0	6	0-0	1.0-2	0	0	0	0		
2018	LB	12-3	24	2.5-10	6.0-19	0	0	0	0		
2019	LB	12-0	27	3.0-21	5.0-25	0	0	0	0		
2020	LB	12-11	43	2.0-19	10.0-46	0	1	1	4		
2021	LB	13-13	33	3.5-39	9.0-51	0	1	1	5		
Totals		58-27	134	11.0-89	31-142	0	2	2	9		

2021 GAME-BY-GAME							
Opponent	Tackles	Sacks	TFL-Y	FC	PBU	Int.	QBH
at Illinois	2	0-0	1.5-4	0	0	0	0
vs. Lamar	3	0-0	0-0	0	0	0	0
vs. Middle Tenn.	5	1.5-12	1.5-12	0	0	0	2
at Memphis	1	0-0	1.0-1	0	0	0	0
vs. UNLV	3	0-0	0.5-2	0	0	0	1
at WKU	5	0-0	0-0	0	1	0	0
vs. Rice	2	1.0-22	1.0-22	0	0	0	0
at LA Tech	3	0-0	1.0-3	0	0	0	0
at UTEP	3	0-0	1.0-1	0	0	0	1
vs. S. Miss	2	0-0	0.5-1	0	0	0	0
vs. UAB	0	0-0	0-0	0	0	0	1
at UNT	2	0-0	0-0	0	0	0	0
vs. WKU	2	1.0-5	1.0-5	0	0	0	0
Totals	32	2.5-34	8.0-46	0	1	0	6

2020 GAME-BY-GAME							
Opponent	Tackles	Sacks	TFL-Y	FC	PBU	Int.	QBH
at Texas State	3	1.0-9	2.5-11	0	0	0	1
vs. SFA	1	0-0	1.0-3	0	0	0	0
vs. MT	5	0-0	0-0	0	0	0	1
at UAB	0	0-0	0-0	0	0	0	0
at #15 BYU	6	0-0	1.0-5	0	0	0	1
vs. Army	6	0-0	0-0	0	0	0	0
vs. LA Tech	3	0-0	0-0	0	0	0	0
at FAU	8	0-0	3.5-16	0	0	0	0
vs. UTEP	1	0-0	0-0	0	0	0	0
at Southern Miss	1	0-0	0-0	0	1	0	0
vs. North Texas	5	1.0-10	1.0-10	0	0	0	1
vs. #16 Louisiana	4	0-0	1.0-1	0	0	0	0
Totals	43	2.0-19	10.0-46	0	1	0	4



0
RASHAD WISDOM
 SAFETY

5-9 • 205 • Junior - 2L
Converse, Texas

CAREER STATISTICS											
Year	Pos.	G-GS	Tackles	Sacks-Yds.	TFL-Yds.	FF	FR	PBU	QBH		
2019	S	12-12	44	2.0-8	5.5-33	1	1	1	1		
2020	S	12-10	95	0-0	2.5-5	2	0	1	0		
2021	S	13-13	87	0-0	4.0-7	1	0	6	1		
Totals		37-35	226	2.0-8	12.0-45	4	1	8	2		

2021 GAME-BY-GAME							
Opponent	Tackles	Sacks	TFL-Y	FC	PBU	Int.	QBH
at Illinois	3	0-0	1.0-3	1	1	0	0
vs. Lamar	3	0-0	0-0	0	0	0	0
vs. Middle Tenn.	6	0-0	0-0	0	0	0	0
at Memphis	5	0-0	1.0-1	0	1	0	0
vs. UNLV	8	0-0	0-0	0	0	0	0
at WKU	13	0-0	0-0	0	0	0	1
vs. Rice	6	0-0	1.0-2	0	0	0	0
at LA Tech	2	0-0	1.0-1	0	1	0	0
at UTEP	10	0-0	0-0	0	1	0	0
vs. S. Miss	6	0-0	0-0	0	0	0	0
vs. UAB	10	0-0	0-0	0	1	0	0
at UNT	6	0-0	0-0	0	1	0	0
vs. WKU	8	0-0	0-0	0	0	0	0
Totals	87	0-0	4.0-7	1	6	0	1

2020 GAME-BY-GAME							
Opponent	Tackles	Sacks	TFL-Y	FC	PBU	Int.	QBH
at Texas State	10	0-0	1.5-3	0	0	1	0
vs. SFA	9	0-0	0-0	0	0	0	0
vs. MT	9	0-0	0-0	0	0	0	0
at UAB	5	0-0	0-0	0	0	1	0
at #15 BYU	3	0-0	0-0	0	0	0	0
vs. Army	4	0-0	0-0	0	0	0	0
vs. LA Tech	10	0-0	0-0	0	1	0	0
at FAU	13	0-0	1.0-2	0	0	0	0
vs. UTEP	9	0-0	0-0	2	0	0	0
at Southern Miss	7	0-0	0-0	0	0	1	0
vs. North Texas	3	0-0	0-0	0	0	1	0
vs. #16 Louisiana	13	0-0	0-0	0	0	0	0
Totals	95	0-0	2.5-5	2	1	4	0

2019 GAME-BY-GAME							
Opponent	Tackles	Sacks	TFL-Y	FC	PBU	Int.	QBH
vs. UIW	2	0-0	1.0-4	0	0	0	0
at Baylor	3	1.0-2	1.0-2	0	0	0	1
vs. Army	6	1.0-6	1.0-6	0	0	0	0
at UNT	4	0-0	1.0-16	0	0	0	0
at UTEP	4	0-0	0-0	0	1	0	0
vs. UAB	4	0-0	0-0	0	0	0	0
vs. Rice	3	0-0	0.5-4	0	0	1	0
at Texas A&M	1	0-0	0-0	0	0	0	0
at ODU	2	0-0	0-0	0	0	0	0
vs. USM	2	0-0	0-0	0	0	0	0
vs. FAU	10	0-0	1.0-1	1	0	0	0
at LA Tech	3	0-0	0-0	0	0	0	0
Totals	44	2.0-8	5.5-33	1	1	1	1



3

TARIQ
WOOLEN

CORNER BACK

6-4 • 205 • Senior - 31
Fort Worth, Texas

CAREER OFFENSIVE STATISTICS												
Year	G-GS	Att.	Yds.	Avg.	TD	LG	Rec.	Yds.	Avg.	TD	LG	
2018	12-3	0	0	0	0	0	15	158	10.5	1	33	
2019	9-3	0	0	0	0	0	9	105	11.7	0	25	
2020	11-7	0	0	0	0	0	0	0	0	0	0	
2021	9-9	0	0	0	0	0	0	0	0	0	0	
Totals	41-22	0	0	0	0	0	24	263	11.0	1	33	

CAREER DEFENSIVE STATISTICS												
Year	Pos.	G-GS	Tackles	Sacks-Yds.	TFL-Yds.	FF	FR	PBU	QBH			
2018	WR	12-3	0	0-0	0-0	0	0	0	0			
2019	WR/CB	9-3	2	0-0	0-0	0	0	0	0			
2020	CB	11-7	35	1.5-11	2.5-12	0	0	4	2			
2021	CB	9-9	25	0-0	2.5-6	0	0	5	0			
Totals		41-22	62	1.5-11	5.0-18	0	0	9	2			

2021 GAME-BY-GAME							
Opponent	Tackles	Sacks	TFL-Y	FC	PBU	Int.	QBH
at Illinois	9	0-0	1.0-1	0	1	0	0
vs. Lamar	0	0-0	0-0	0	1	0	0
vs. Middle Tenn.	1	0-0	1.0-1	0	1	0	0
at Memphis	2	0-0	0-0	0	0	0	0
vs. UNLV	3	0-0	0-0	0	0	1	1
at WKU	3	0-0	0-0	0	0	0	0
vs. Rice	3	0-0	0.5-4	0	0	0	0
at LA Tech	2	0-0	0-0	0	0	0	0
at UTEP							
vs. S. Miss							
vs. UAB							
at UNT							
vs. WKU	2	0-0	0-0	0	2	0	0
Totals	25	0-0	2.5-6	0	5	1	0

2020 GAME-BY-GAME							
Opponent	Tackles	Sacks	TFL-Y	FC	PBU	Int.	QBH
at Texas State	5	1.0-10	1.0-10	0	0	0	1
vs. SFA	5	0.5-1	0.5-1	0	4	0	0
vs. MT	5	0-0	0-0	0	0	1	0
at UAB	0	0-0	0-0	0	0	0	0
at #15 BYU	4	0-0	0-0	0	0	0	0
vs. Army							
vs. LA Tech	1	0-0	0-0	0	0	0	0
at FAU	1	0-0	0-0	0	0	0	0
vs. UTEP	0	0-0	0-0	0	0	0	0
at Southern Miss	3	0-0	1.0-1	0	0	0	0
vs. North Texas	5	0-0	0-0	0	0	0	1
vs. #16 Louisiana	6	0-0	0-0	0	0	0	0
Totals	35	1.5-11	2.5-12	0	4	1	2

2019 GAME-BY-GAME								
	Att.	Yds.	TD	Long	Rec.	Yds.	TD	Long
vs. UIW	0	0	0	0	1	10	0	10
at Baylor	0	0	0	0	1	7	0	7
vs. Army	0	0	0	0	0	0	0	0
at UNT	0	0	0	0	1	25	0	25
at UTEP	0	0	0	0	2	16	0	8
vs. UAB	0	0	0	0	2	14	0	9
vs. Rice	0	0	0	0	2	33	0	19
at TAMU								
at ODU								
vs. USM								
vs. FAU	0	0	0	0	0	0	0	0
at LA Tech	0	0	0	0	0	0	0	0
Totals	0	0	0	0	9	105	0	25

2019 GAME-BY-GAME							
Opponent	Tackles	Sacks	TFL-Y	FC	PBU	Int.	QBH
vs. UIW	0	0-0	0-0	0	0	0	0
at Baylor	0	0-0	0-0	0	0	0	0
vs. Army	0	0-0	0-0	0	0	0	0
at UNT	0	0-0	0-0	0	0	0	0
at UTEP	0	0-0	0-0	0	0	0	0
vs. UAB	0	0-0	0-0	0	0	0	0
vs. Rice	0	0-0	0-0	0	0	0	0
at Texas A&M							
at ODU							
vs. USM							
vs. FAU	0	0-0	0-0	0	0	0	0
at LA Tech	2	0-0	0-0	0	0	0	0
Totals	2	0-0	0-0	0	0	0	0

2018 GAME-BY-GAME								
Opponent	Att.	Yds.	TD	Long	Rec.	Yds.	TD	Long
at Ariz. St.	0	0	0	0	3	51	0	33
vs. Baylor	0	0	0	0	1	7	0	7
at Kansas St.	0	0	0	0	1	6	0	6
vs. TXST	0	0	0	0	2	8	0	4
vs. UTEP	0	0	0	0	0	0	0	0
at Rice	0	0	0	0	1	23	0	23
vs. LA Tech	0	0	0	0	2	20	0	15
at USM	0	0	0	0	0	0	0	0
at UAB	0	0	0	0	0	0	0	0
vs. FIU	0	0	0	0	2	10	0	7
at Marshall	0	0	0	0	0	0	0	0
vs. UNT	0	0	0	0	3	33	1	15
Totals	0	0	0	0	15	158	1	33

« TEAM RECORDS »

TEAM

RUSHING

Rushes

Game _____ 62 at Memphis; 9/25/21
Season _____ 532; 2021

Rushing Yards

Game _____ 443 vs. North Texas; 11/28/20
Season _____ 2,585; 2020
Per Game _____ 215.4; 2020

Rushing Yards Per Attempt

Game _____ 10.1 vs. North Texas; 11/28/20
Season _____ 5.21; 2020

Rushing Touchdowns

Game _____ 6 vs. Northwestern Oklahoma State; 9/22/12
_____ 6 vs. Southern Miss; 10/8/16
Season _____ 25; 2021

PASSING

Attempts

Game _____ 52 at Sam Houston State; 10/1/11
Season _____ 412; 2013

Completions

Game _____ 36 vs. Houston; 9/28/13
Season _____ 267; 2021

Passing Yards

Game _____ 414 vs. Charlotte; 11/26/16
Season _____ 3,306; 2021
Per Game _____ 254.3; 2021

Completion Percentage

Season _____ 65.4 (267-408); 2021

Passing Efficiency

Game _____ 245.9 vs. Southern Miss; 10/8/16
Season _____ 154.51; 2021

Yards Per Completion

Game _____ 21.0 vs. Rice; 11/21/15
Season _____ 12.9; 2016

Passing Touchdowns

Game _____ 7 at Western Kentucky; 10/9/21
Season _____ 29; 2021

Fewest Interceptions

Game _____ 0 (63x), last vs. WKU; 12/3/21
Season _____ 5; 2021

Most Interceptions

Game _____ 4 vs. Houston; 9/28/13
_____ 4 vs. FIU; 11/10/18
Season _____ 13; 2013

TOTAL OFFENSE

Total Offense Yards

Game _____ 624 vs. North Texas; 11/29/20
Season _____ 5,758; 2021
Per Game _____ 442.9; 2021

Plays

Game _____ 95 at Arizona; 9/3/15
Season _____ 940; 2021
Per Game _____ 72.5; 2015

Yards Per Play

Game _____ 11.3 vs. Southern Miss; 10/8/16
Season _____ 6.1; 2021

First Downs

Game _____ 32 at WKU; 10/9/21
Season _____ 299; 2021
Per Game _____ 23.0; 2021



Sincere McCormick rushed for a school record 251 yards to help UTSA shatter program marks for total offense and rushing yards in a 49-17 win over North Texas in 2020.

Third-Down Conversions

Game _____ 14 (of 20) at North Texas; 11/23/13
Season _____ 91 (of 207); 2016

Fourth-Down Conversions

Game _____ 3 (of 3) at Western Kentucky; 10/9/21
Season _____ 12 (of 20); 2021

Time of Possession

Game _____ 41:29 at Georgia State; 9/8/12
Season _____ 408:47; 2016
Per Game _____ 33:13; 2017

Fewest Turnovers

Game _____ 0 (29x), last vs. Western Kentucky; 12/3/21
Season _____ 12; 2020; 12; 2021

Most Turnovers

Game _____ 7 at Oklahoma State; 9/19/15
Season _____ 23; 2015; 2019

Most Fumbles Lost

Game _____ 5 vs. San Jose State; 10/20/12
_____ 5 at Oklahoma State; 9/19/15
Season _____ 15; 2017

Fewest Penalties

Game _____ 1 (for 15) at North Texas; 9/21/19
Season _____ 63 (for 632); 2011

Most Penalties

Game _____ 15 (for 142) vs. Northwestern Oklahoma State; 9/22/12
Season _____ 94 (for 913); 2012

SCORING

Points

Game _____ 54 vs. Lamar; 9/11/21
Season _____ 492; 2021
Per Game _____ 37.8; 2021

Touchdowns

Game _____ 8 vs. Northwestern Oklahoma State; 9/22/12
Season _____ 57; 2021

Extra Points

Game _____ 8 (of 8) vs. Northwestern Oklahoma State; 9/22/12
Season _____ 60 (of 60); 2021

Two-Point Conversions

Game _____ 2 vs. Florida Atlantic; 11/23/19
Season _____ 3; 2019

Field Goals

Game _____ 4 (of 4) vs. Bacone; 9/24/11
_____ 4 (of 4) at South Alabama; 9/1/12
_____ 4 (of 4) vs. Southern Miss; 11/13/14
Season _____ 24 (of 30); 2021

Field Goal Percentage

Season _____ 85.0 (17-20); 2020

Safeties

Game _____ 1 vs. Arizona; 9/4/14
_____ 1 at UTEP; 10/3/15
_____ 1 vs. Texas State; 9/22/18
_____ 1 at Southern Miss; 11/21/20
Season _____ 1; 2014, 2015, 2018, 2020

SPECIAL TEAMS

Kickoffs

Game _____ 11 vs. Bacone; 9/24/11; 11 vs. Lamar; 9/11/21
Season _____ 96; 2021

Touchbacks

Game _____ 7 at Idaho; 11/17/12; 7 at UTEP; 11/6/21
Season _____ 42; 2021

Kickoff Returns

Game _____ 10 at Oklahoma State; 9/19/15
Season _____ 70; 2015

Kickoff Return Yards

Game _____ 200 at Oklahoma State; 9/19/15
Season _____ 1,453; 2015

Kickoff Return Average

Season _____ 23.42; 2011

Punts

Game _____ 11 at Oklahoma State; 9/13/14
_____ 11 vs. UTEP; 10/25/14
Season _____ 84; 2014

Punting Average

Season _____ 46.0; 2020

Punt Returns

Game _____ 7 vs. Alabama State; 9/3/16; 7 vs. Lamar; 9/11/21
Season _____ 33; 2014

Punt Return Yards

Game _____ 132 vs. Northwestern Oklahoma State; 9/22/12
Season _____ 282; 2021

Punt Return Average

Season _____ 15.61; 2012

Blocked Kicks

Game _____ 1 (18x), last vs. Middle Tennessee; 9/25/20
Season _____ 6; 2011

DEFENSE

Fewest Rushing Yards Allowed

Game _____ -26, at Houston; 8/29/14
Season _____ 1,262, 2011
Per Game _____ 107.8, 2012

« TEAM / INDIVIDUAL RECORDS »



UTSA held Houston to minus-26 rushing yards in a 27-7 road victory in the 2014 season opener.

Fewest Rushing Attempts Allowed

Game _____ 16, vs. Western Kentucky; 12/3/21
Season _____ 365, 2011

Fewest Rushing Yards Per Attempt Allowed

Season _____ 3.2; 2021

Fewest Rushing Touchdowns Allowed

Season _____ 10, 2017

Fewest Passing Yards Allowed

Completion _____ 11.6, 2013
Game _____ 18, Army, 9/14/19
Season _____ 1,761, 2017
Per Game _____ 160.1, 2017

Fewest Passing Completions Allowed

Game _____ 1, Army, 10/17/20
Season _____ 128, 2017

Pass Efficiency Defense

Season _____ 112.2, 2017

Fewest Passing Touchdowns Allowed

Season _____ 11, 2011

Total Defense

Per Play _____ 4.98, 2017
Game _____ 102, vs. Rice; 10/16/21
Season _____ 3,166, 2017
Per Game _____ 287.8, 2017

Fewest Points Allowed

Game _____ 0, vs. Lamar; 9/11/21; 0 vs. Rice; 10/16/21
Season _____ 187, 2017
Per Game _____ 17.0, 2011

Fewest Touchdowns Allowed

Season _____ 24, 2017

Turnovers Gained

Game _____ 6, at Houston, 8/29/14
Season _____ 29, 2012

Turnover Margin

Season _____ +14 (29/15), 2012; +14 (26/12), 2021

Tackles

Game _____ 103, at Rice, 11/8/14
Season _____ 934, 2016

Solo Tackles

Game _____ 63, vs. Oklahoma State, 9/7/13
Season _____ 530, 2018

Assisted Tackles

Game _____ 67, at Rice, 11/8/14
Season _____ 494, 2016

Tackles For Loss

Game _____ 14 (for 46), at Texas State, 9/12/20
_____ 14 (for 41), at Florida Atlantic, 10/31/20
Season _____ 96 (for 344), 2019
Per Game _____ 8.0, 2019

Sacks

Game _____ 6, vs. Alabama State, 9/3/16;
_____ 6, vs. Louisiana Tech, 10/23/21
Season _____ 32 (for 248), 2021
Per Game _____ 2.5, 2021

Quarterback Hurries

Game _____ 10 vs. Middle Tennessee, 9/18/21
Season _____ 45, 2020

Forced Fumbles

Game _____ 6, vs. FIU, 10/11/14
Season _____ 16, 2012

Fumbles Recoveries

Game _____ 3 (3x), last vs. FIU, 10/11/14
Season _____ 16, 2012

Fumble Return Touchdowns

Season _____ 2, 2013; 2017; 2021

Interceptions

Game _____ 4, at Houston, 8/29/14
_____ 4, at UTEP, 10/3/15
Season _____ 14, 2015

Interception Return Yards

Game _____ 101, vs. Minot State, 11/19/11
Season _____ 218, 2015

Interception Return Touchdowns

Game _____ 2, at UTEP, 10/3/15
Season _____ 2, 2011; 2015; 2019

Passes Defended

Game _____ 12, at Houston, 8/29/14
Season _____ 60, 2015

Rushing Yards by a Freshman

Game _____ 189, Sincere McCormick at UTEP, 10/5/19
Season _____ 983, Sincere McCormick, 2019

Rushing Yards by a Quarterback

Game _____ 123, Frank Harris vs. UIW, 8/31/19
Season _____ 565, Frank Harris; 2021
Career _____ 1,227, Dalton Sturm, 2014-17

PASSING

Attempts

Game _____ 52, Eric Soza at Sam Houston State, 10/1/11
Season _____ 377, Eric Soza, 2013
Career _____ 966, Eric Soza, 2011-13

Completions

Game _____ 30, Eric Soza at Arizona, 9/14/13
_____ 30, Eric Soza at North Texas, 11/23/13
Season _____ 241, Frank Harris; 2021
Career _____ 574, Eric Soza, 2011-13

Passing Yards

Game _____ 367, Dalton Sturm vs. Southern Miss, 10/7/17
Season _____ 2,906; Frank Harris, 2021
Career _____ 6,952, Eric Soza, 2011-13

Completion Percentage

Game _____ 86.6 (13-15), Frank Harris vs. Lamar, 9/11/21
Season _____ 66.6 (241-352), Frank Harris, 2021
Career _____ 66.3 (466-703), Frank Harris, 2019-21

Passing Efficiency

Game _____ 257.9, Dalton Sturm vs. Southern, 9/16/17
Season _____ 154.03, Frank Harris, 2021
Career _____ 141.37, Frank Harris, 2019-21

300-Yard Passing Games

Season _____ 2, Eric Soza, 2013; 2, Frank Harris, 2021
Career _____ 3, Eric Soza, 2011-13; 3, Frank Harris 2019-21

Passing Touchdowns


Game _____ 6, Frank Harris, at Western Kentucky, 10/9/21
Season _____ 25, Frank Harris, 2021
Career _____ 49, Dalton Sturm, 2014-17

Passing Yards by a Freshman

Game _____ 332, Blake Bogenschutz at Arizona, 9/3/15
Season _____ 897, Blake Bogenschutz, 2015

Consecutive Games with a Touchdown Pass

Career _____ 10, Eric Soza, 2011-12
_____ 10, Dalton Sturm, 2015-16



Eric Soza set numerous UTSA passing records during his three-year career, including career passing yards (6,952), consecutive games with a touchdown pass (10) and most passes thrown without an interception (256).

INDIVIDUAL

RUSHING

Rushes

Game _____ 41, Sincere McCormick, at Memphis; 9/25/21
Season _____ 298, Sincere McCormick; 2021
Career _____ 724, Sincere McCormick, 2019-21

Rushing Yards

Game _____ 251, Sincere McCormick vs. North Texas, 11/28/20
Season _____ 1,479, Sincere McCormick, 2021
Career _____ 3,929, Sincere McCormick, 2019-21

Rushing Yards Per Attempt

Game _____ 13.9, Tyrell Clay vs. Rice, 10/21/17 (10 attempts)
Season _____ 6.0, Jarveon Williams, 2015 (207 attempts)
Career _____ 5.4, Sincere McCormick, 2019-21 (724 attempts)

Rushing Yards Per Game

Season _____ 133.4, Sincere McCormick, 2020
Career _____ 109.1, Sincere McCormick, 2019-21

100-Yard Rushing Games

Season _____ 8, Sincere McCormick, 2021
Career _____ 18, Sincere McCormick, 2019-21

Rushing Touchdowns

Game _____ 3, 9x, last Sincere McCormick, vs. WKU; 12/3/21
Season _____ 15, Sincere McCormick, 2021
Career _____ 34, Sincere McCormick, 2019-21

« INDIVIDUAL RECORDS »



Dalton Sturm finished his career with a UTSA-best 49 touchdown passes and a 134.7 passing efficiency.

Consecutive Completions

Game _____ 13, Frank Harris vs. UIW, 8/31/19

Most Passes Without an Interception

Career _____ 256, Eric Soza, 2012

RECEIVING

Receptions

Game _____ 12, Zakhari Franklin, vs. Army, 10/17/20

Season _____ 73, Zakhari Franklin, 2021

Career _____ 160, Zakhari Franklin, 2019-21

Receiving Yards

Game _____ 186, Greg Campbell Jr., vs. UNT, 11/24/18

Season _____ 938, Zakhari Franklin, 2021

Career _____ 2,123, Zakhari Franklin, 2019-21

Yards Per Reception

Season _____ 18.9, Josh Stewart, 2016

Career _____ 18.3, Kenny Bias, 2011-15

Receiving Yards Per Game

Season _____ 78.2, Zakhari Franklin, 2021

Career _____ 68.5, Zakhari Franklin, 2019-21

100-Yard Receiving Games

Season _____ 4, Zakhari Franklin, 2020; 4, Zakhari Franklin, 2021

Career _____ 9, Zakhari Franklin, 2019-21

Receiving Touchdowns

Game _____ 3, De'Corian Clark, at Western Kentucky, 10/9/21

Season _____ 11, Zakhari Franklin, 2021

Career _____ 21, Zakhari Franklin, 2019-21

Receiving Yards by a Freshman

Game _____ 134, Zakhari Franklin at Old Dominion, 11/9/19

Season _____ 578, Kam Jones, 2011

Consecutive Games with a Reception

Career _____ 31, Zakhari Franklin, 2019-21

MISCELLANEOUS

Total Offense Yards

Game _____ 400, Frank Harris, at Western Kentucky, 10/9/21

Season _____ 3,471, Frank Harris, 2021

Career _____ 7,970, Eric Soza, 2011-13

All-Purpose Yards

Game _____ 254, Sincere McCormick vs North Texas, 11/28/20

Season _____ 1,663, Sincere McCormick, 2021

Career _____ 4,438, Sincere McCormick, 2019-21

Consecutive Games Played

Career _____ 56, B.J. Daniels, 2017-21 *COVID-19 super senior

_____ 48, Eric Banks, 2016-19

Consecutive Games Started

Career _____ 46, Nate Leonard, 2011-14

SCORING

Points

Game _____ 18, 11x, last Sincere McCormick vs. Western Kentucky,

_____ 12/3/21

Season _____ 90, Sincere McCormick, 2021

Career _____ 210, Sincere McCormick, 2019-21

Points by a Kicker

Game _____ 18, Sean Ianno vs. Bacone, 9/24/11

Season _____ 129, Hunter Duplessis, 2021

Career _____ 272, Hunter Duplessis, 2018-21

Touchdowns Scored

Game _____ 3, 10x, last Sincere McCormick vs. Western Kentucky,

_____ 12/3/21

Season _____ 15, Sincere McCormick, 2021

Career _____ 35, Sincere McCormick, 2019-21

Touchdowns Responsible For

Season _____ 31, Frank Harris, 2021

Career _____ 62, Eric Soza, 2011-13

Extra Points Made

Game _____ 7, 8x, last Hunter Duplessis vs. Western Kentucky,

_____ 12/3/21

Season _____ 60, Hunter Duplessis, 2021

Career _____ 125, Hunter Duplessis, 2018-21

Extra Points Attempted

Season _____ 60, Hunter Duplessis, 2021

Career _____ 126, Hunter Duplessis, 2018-21

Consecutive Extra Points Made

Career _____ 101, Sean Ianno, 2011-14

Field Goals

Game _____ 4, Sean Ianno vs. Bacone, 9/24/11

_____ 4, Sean Ianno at South Alabama, 9/1/12

_____ 4, Sean Ianno vs. Southern Miss, 11/13/14

Season _____ 23, Hunter Duplessis, 2021

Career _____ 49, Sean Ianno, 2011-14; Hunter Duplessis, 2018-21

Consecutive Field Goals Made

Career _____ 23, Hunter Duplessis, 2019-20

SPECIAL TEAMS

Kickoffs

Game _____ 10, Sean Ianno vs. Bacone, 9/24/11

Season _____ 86, Hunter Duplessis, 2021

Career _____ 179, Daniel Portillo, 2014-17

Touchbacks

Game _____ 7, Josh Ward at Idaho, 11/17/12;

_____ 7, Hunter Duplessis, 11/6/21

Season _____ 37, Hunter Duplessis, 2021

Career _____ 62, Daniel Portillo, 2014-17

Kickoff Returns

Game _____ 9, Matt Guidry at Louisiana Tech, 11/12/16

Season _____ 36, Brett Winnegan, 2015

Career _____ 68, Brett Winnegan, 2015-17, '19

Kickoff Return Yards

Game _____ 188, Matt Guidry at Louisiana Tech, 11/12/16

Season _____ 747, Brett Winnegan, 2015

Career _____ 1,515, Brett Winnegan, 2015-17, '19

Kickoff Return Average

Season _____ 27.3, Kam Jones, 2014

Career _____ 24.9, Kenny Harrison, 2011-14

Kickoff Return Touchdowns

none

Punts

Game _____ 11, Kristian Stern at Oklahoma State, 9/13/14

_____ 11, Kristian Stern vs. UTEP, 10/25/14

Season _____ 83, Kristian Stern, 2014

Career _____ 254, Yannis Routsas, 2015-18

Punting Average

Game _____ 51.2, Lucas Dean, 11/27/21

Season _____ 46.0, Lucas Dean, 2020

Career _____ 43.8, Lucas Dean, 2019-21

Punt Returns

Game _____ 7, JaBryce Taylor vs. Alabama State, 9/3/16

Season _____ 24, Kenny Harrison, 2014

Career _____ 65, Sheldon Jones, 2018-21

Punt Return Yards

Game _____ 81, Kenny Harrison vs. Texas State, 11/24/12

Season _____ 264, Sheldon Jones, 2021

Career _____ 383, Sheldon Jones, 2018-21

Punt Return Average

Season _____ 17.3, Kenny Harrison, 2012

Career _____ 8.8, Kenny Harrison, 2011-14

Punt Return Touchdowns

Game _____ 1, Kenny Harrison vs. Texas State, 11/24/12;

_____ 1, Sheldon Jones, 9/11/21

Season _____ 1, Kenny Harrison, 2012;

_____ 1, Sheldon Jones, 9/11/21

Career _____ 1, Kenny Harrison, 2011-14;

_____ 1, Sheldon Jones, 9/11/21

DEFENSE

Total Tackles

Game _____ 19, Jamal Ligon vs. Middle Tennessee, 9/25/20

Season _____ 115, Josiah Tauaefa, 2016

Career _____ 293, Triston Wade, 2011-14

Solo Tackles

Game _____ 11, Duke Wheeler at Charlotte, 11/14/15

Season _____ 67, C.J. Levine, 2018

Career _____ 169, Triston Wade, 2011-14

Assisted Tackles

Game _____ 13, Josiah Tauaefa at Old Dominion, 9/24/16

Season _____ 65, Josiah Tauaefa, 2016

Career _____ 144, Drew Douglas, 2012-15



Hunter Duplessis has set UTSA career marks for extra points, field goals and points scored.

« INDIVIDUAL RECORDS »



Kenny Harrison's 79-yard punt return for a touchdown in the 38-31 victory against Texas State on Nov. 24, 2012, was the first in program history.

Tackles For Loss

Game _____ 4.5, Robert Singletary vs. FIU, 10/11/14
 Season _____ 17.5, Marcus Davenport, 2017
 Career _____ 38.0, Marcus Davenport, 2014-17

Sacks

Game _____ 4.0, Marlon Smith vs. McMurry, 9/10/11
 Season _____ 10.0, Clarence Hicks, 2021
 Career _____ 22.0, Marcus Davenport, 2014-17

Quarterback Hurries

Game _____ 4, Jason Neill vs. Northwestern Oklahoma State, 9/22/12
 Season _____ 8, Marcus Davenport, 2016
 _____ 8, Marcus Davenport, 2017
 Career _____ 21, Marcus Davenport, 2014-17

Forced Fumbles

Game _____ 2, Robert Singletary vs. FIU, 10/11/14
 _____ 2, Michael Egwuagu at Rice, 10/15/16
 _____ 2, Rashad Wisdom vs. UTEP, 11/14/20
 Season _____ 4, Nic Johnston, 2012
 _____ 4, Triston Wade, 2012
 _____ 4, Robert Singletary, 2014
 Career _____ 8, Triston Wade, 2011-14

Fumble Recoveries

Game _____ 2, Nic Johnston vs. Bacone, 9/24/11
 Season _____ 3, Nic Johnston, 2011; 3, Lorenzo Dantzler, 2021
 Career _____ 6, Triston Wade, 2011-14

Fumble Return Touchdowns

Game _____ 8x, last Charles Wiley vs. Middle Tennessee, 9/18/21
 Season _____ 1, Steven Kurfehs, 2012
 _____ 1, Crosby Adams III, 2013
 _____ 1, Nic Johnston, 2013
 _____ 1, Josiah Tauaefo, 2017
 _____ 1, Marcus Davenport, 2017
 _____ 1, Lorenzo Dantzler, 2018
 _____ 1, Lorenzo Dantzler, 2021
 _____ 1, Charles Wiley, 2021
 Career _____ 2, Lorenzo Dantzler, 2018-21

Interceptions

Game _____ 2, Triston Wade at Tulsa, 11/2/13
 _____ 2, Nate Gaines at UTEP, 10/3/15
 _____ 2, Bennett Okotcha at Southern Miss, 10/17/15
 _____ 2, Clayton Johnson vs. Rice, 10/21/17
 Season _____ 4, Erik Brown, 2012
 _____ 4, Triston Wade, 2012
 _____ 4, Triston Wade, 2014
 _____ 4, Bennett Okotcha, 2015
 _____ 4, Nate Gaines, 2017
 _____ 4, Cassius Grady, 2018
 _____ 4, Rashad Wisdom, 2020
 Career _____ 12, Triston Wade, 2011-14

Interception Return Yards

Game _____ 93, Triston Wade at Tulsa, 11/2/13
 Season _____ 107, Rashad Wisdom, 2020
 Career _____ 195, Triston Wade, 2011-14

Interception Return Touchdowns

Game _____ 2, Michael Egwuagu at UTEP, 10/3/15
 Season _____ 2, Michael Egwuagu, 2015
 Career _____ 2, Michael Egwuagu, 2013-15
 _____ 2, Triston Wade, 2011-14
 _____ 2, Rashad Wisdom, 2019-20

Passes Defended

Game _____ 4, Nate Gaines at UTEP, 10/3/15
 _____ 4, Tariq Woolen vs. SFA, 9/25/20
 Season _____ 16, Erik Brown, 2012
 Career _____ 35, Triston Wade, 2011-14



Nic Johnston recovered two fumbles against Bacone College and three during the 2011 season, both school records.



2017 Conference USA Defensive Player of the Year Marcus Davenport set UTSA career records with 38 tackles for loss, 22 sacks and 21 quarterback hurries.

« LONGEST PLAYS »

LONGEST PLAYS

Yards	Player	Play	TD	Opponent	Date
92	Jarveon Williams	Rush	N	vs. Southern Miss	10/8/16
87	Kam Jones	Kickoff Return	N	at Florida Atlantic	9/27/14
85	Jarveon Williams	Rush	Y	vs. Colorado State	9/26/15
84	Kenny Harrison	Kickoff Return	N	at Georgia State	9/15/12
84	Kam Jones	Rush	Y	at Tulsa	11/2/13
82	Kenny Bias	Reception	Y	at New Mexico State	9/29/12
82	Triston Wade	Interception Return	Y	at Tulsa	11/2/13
82	Michael Egwuagu	Blocked FG Return	Y	at Louisiana Tech	11/12/16
81	Rashad Wisdom	Interception Return	Y	at Texas State	9/12/20
81	Sincere McCormick	Rush	N	vs. Rice	10/16/21
80	Jalen Rhodes	Rush	Y	vs. Southern Miss	10/8/16

LONGEST RUSHES

Yards	Player	TD	Opponent	Date
92	Jarveon Williams	N	vs. Southern Miss	10/8/16
85	Jarveon Williams	Y	vs. Colorado State	9/26/15
84	Kam Jones	Y	at Tulsa	11/2/13
81	Sincere McCormick	N	vs. Rice	10/16/21
80	Jalen Rhodes	Y	vs. Southern Miss	10/8/16
78	Jarveon Williams	Y	vs. Rice	11/21/15
77	Evans Okotcha	Y	vs. Minot State	11/17/11
75	Sincere McCormick	Y	at UTEP	11/6/21
73	Tyrell Clay	N	vs. Rice	10/21/17
71	Brett Winnegan	Y	at Texas State	9/23/17
71	Frank Harris	N	vs. North Texas	11/28/20
70	David Glasco II	N	vs. Southern Miss	11/13/14
69	Frank Harris	Y	at North Texas	11/27/21

LONGEST PASSES

Yards	Player	TD	Opponent	Date
82	Eric Soza (to Kenny Bias)	Y	at New Mexico State	9/29/12
77	Dalton Sturm (to Josh Stewart)	N	vs. Southern Miss	10/8/16
75	Dalton Sturm (to Josh Stewart)	Y	at Rice	10/15/16
75	Lowell Narcisse (to Joshua Cephus)	Y	vs. Southern Miss	11/16/19
75	Frank Harris (to Zakhari Franklin)	Y	at Louisiana Tech	10/23/21
73	Dalton Sturm (to Kerry Thomas Jr.)	Y	vs. Charlotte	11/26/16
71	Dalton Sturm (to Kerry Thomas Jr.)	Y	vs. Southern Miss	10/8/16
69	Ryan Polite (to Evans Okotcha)	Y	vs. San Jose State	10/20/12
67	Eric Soza (to Kenny Bias)	Y	vs. Oklahoma State	9/7/13
67	Eddie Lee Marbuger (to Tre'Von Bradley)	Y	at North Texas	11/27/21
65	Lowell Narcisse (to Zakhari Franklin)	N	at Old Dominion	11/9/19
63	Eric Soza (to David Morgan II)	N	vs. Northeastern State	9/3/11
63	Eric Soza (to Brandon Freeman)	Y	vs. Bacone	9/24/11

LONGEST KICKOFF RETURNS

Yards	Player	TD	Opponent	Date
87	Kam Jones	N	at Florida Atlantic	9/27/14
84	Kenny Harrison	N	at Georgia State	9/15/12
65	Brett Winnegan	N	vs. Army	9/14/19
57	Matt Guidry	N	at Middle Tennessee	11/5/16
51	Brett Winnegan	N	at North Texas	10/14/17
48	Matt Guidry	N	vs. Charlotte	11/26/16
44	Matt Guidry	N	at Louisiana Tech	11/25/17
44	B.J. Daniels	N	at Louisiana Tech	11/30/19
43	Brennon Dingle	N	vs. Middle Tennessee	9/25/20
43	Dadrian Taylor	N	vs. UNLV	10/2/21
41	Kenny Harrison	N	vs. Bacone	9/24/11
41	Dadrian Taylor	N	vs. Lamar	9/11/21



2020 Conference USA Special Teams Player of the Year Lucas Dean owns three of the four longest punts in program history.

LONGEST PUNT RETURNS

Yards	Player	TD	Opponent	Date
79	Kenny Harrison	Y	vs. Texas State	11/24/12
76	Sheldon Jones	Y	vs. Lamar	9/11/21
62	Kenny Harrison	N	vs. Oklahoma State	9/7/13
54	Kenny Harrison	N	vs. Northwestern Oklahoma State	9/22/12
54	Aaron Grubb	N	vs. Northwestern Oklahoma State	9/22/12
38	Sheldon Jones	N	at Western Kentucky	10/9/21
36	Matt Guidry	N	at Louisiana Tech	11/12/16
34	Kenny Harrison	N	vs. Arizona	9/4/14
33	Sheldon Jones	N	vs. Middle Tennessee	9/18/21
31	Kenny Harrison	N	at Oklahoma State	9/13/14

LONGEST INTERCEPTION RETURNS

Yards	Player	TD	Opponent	Date
82	Triston Wade	Y	at Tulsa	11/2/13
81	Rashad Wisdom	Y	at Texas State	9/12/20
67	Jason Neill	Y	vs. Minot State	11/17/11
58	Dadrian Taylor	Y	at Texas A&M	11/2/19
51	Dadrian Taylor	Y	at Louisiana Tech	10/23/21
49	Corey Mayfield Jr.	Y	vs. Rice	10/16/21
44	Antonio Parks	N	vs. Southern Miss	11/13/21
40	Michael Egwuagu	Y	at UTEP	10/3/15
40	Trevor Harmanson	Y	vs. Rice	10/16/21
38	Triston Wade	Y	vs. Northwestern Oklahoma State	9/22/12
36	Mauricio Sanchez	N	at Houston	8/29/14
35	Nate Gaines	N	at Louisiana Tech	11/25/17
34	Rashad Wisdom	Y	vs. Rice	10/19/19
32	Trevor Baker	N	at UTEP	10/3/15

LONGEST FUMBLE RETURNS

Yards	Player	TD	Opponent	Date
59	Michael Egwuagu	N	vs. North Texas	10/29/16
50	Steven Kurfels	Y	vs. San Jose State	10/20/12
44	Charles Wiley	Y	vs. Lamar	9/11/21
34	Marcus Davenport	Y	vs. Rice	10/21/17
27	Lorenzo Dantzier	Y	vs. Texas State	9/22/18
22	Josiah Tauaefa	Y	at Texas State	9/23/17
16	Crosby Adams III	Y	vs. UAB	10/26/13
16	Crosby Adams III	N	vs. Tulane	11/9/13

LONGEST FIELD GOALS

Yards	Player	Opponent	Date
53	Sean Ianno	at Florida Atlantic	9/27/14
51	Jared Sackett	vs. UTEP	9/29/18
51	Sean Ianno	at South Alabama	9/1/12
51	Daniel Portillo	vs. Kansas State	9/12/15
51	Hunter Duplessis	at UTEP	11/6/21
51	Hunter Duplessis	vs. UAB	11/20/21
50	Hunter Duplessis	vs. Army	10/17/20
49	Hunter Duplessis	at Florida Atlantic	10/31/20
49	Hunter Duplessis	vs. UTEP	11/14/20
49	Hunter Duplessis	vs. UAB	11/20/21
48	Sean Ianno	vs. South Alabama	10/8/11
48	Hunter Duplessis	at UAB	10/3/20
47	Sean Ianno	at South Alabama	9/1/12
47	Jared Sackett	vs. Baylor	9/8/18

LONGEST PUNTS

Yards	Player	Opponent	Date
73	Lucas Dean	vs. UAB	11/20/21
69	Kristian Stern	at Oklahoma State	9/13/14
67	Lucas Dean	at Florida Atlantic	10/31/20
63	Lucas Dean	at North Texas	11/27/21
63	Yannis Routsas	vs. Baylor	9/8/18
62	Yannis Routsas	at UTEP	10/3/15
61	Yannis Routsas	at North Texas	10/14/17
60	Kristian Stern	at Tulsa	11/2/13
60	Yannis Routsas	at Old Dominion	9/24/16

LONGEST PLAYS AGAINST

* longest of each type of play

Yards	Player	Play	TD	Team	Date
100	Autrey Golden	Kickoff Return	Y	UTEP	9/21/13
96	William Jackson	Interception Return	Y	Houston	9/28/13
91	Jeremiah Haydel	Punt Return	Y	Texas State	9/12/20
85	Cayleb Jones	Pass (Anu Solomon)	Y	Arizona	9/4/14
89	Ito Smith	Rush	Y	Southern Miss	10/7/17
78	Brandon Wilson	Blocked FG Return	Y	Houston	9/28/13
74	Marcus Ripley	Punt	—	Texas State	9/23/17
54	Zane Gonzalez	Field Goal	—	Arizona State	9/16/16
45	SaQwan Edwards	Fumble Return	Y	New Mexico	8/31/13
45	Kishawn McClain	Fumble Return	Y	North Texas	10/31/15

« GAME SUPERLATIVES »

100-PLUS RUSHING YARDS (42)

Yards	Player	Att	Opponent	Date
251	Sincere McCormick	23	vs. North Texas	11/28/20
204	Sincere McCormick	36	vs. Western Kentucky	12/3/21
197	Sincere McCormick	29	at Texas State	9/12/20
189	Sincere McCormick	22	at UTEP	10/5/19
186	Jarveon Williams	19	at Charlotte	11/14/15
184	Sincere McCormick	42	at Memphis	9/25/21
174	Jalen Rhodes	15	at Texas State	9/23/17
173	Sincere McCormick	32	at Southern Miss	11/21/20
170	Jarveon Williams	13	vs. Colorado State	9/26/15
169	Sincere McCormick	21	at UTEP	11/6/21
165	Jalen Rhodes	14	vs. Southern Miss	10/8/16
165	Sincere McCormick	37	vs. Louisiana Tech	10/24/20
163	Jarveon Williams	22	vs. Rice	11/21/15
153	Tyrell Clay	11	vs. Rice	10/21/17
150	Sincere McCormick	22	at UAB	10/3/20
135	David Glasco II	21	at Tulsa	11/2/13
134	Sincere McCormick	23	at Old Dominion	11/9/19
133	Jarveon Williams	28	at UTEP	10/3/15
133	Sincere McCormick	18	vs. Army	10/17/20
125	Jarveon Williams	16	at New Mexico	12/17/16
124	Brenden Brady	26	vs. UTEP	11/14/20
123	Frank Harris*	15	vs. UIW	8/31/19
122	Jarveon Williams	15	vs. Southern Miss	10/8/16
122	Sincere McCormick	23	vs. Louisiana	12/26/20
120	Sincere McCormick	23	at Western Kentucky	10/9/21
119	Sincere McCormick	17	at Louisiana Tech	11/30/19
117	Sincere McCormick	31	at Illinois	9/4/21
117	Sincere McCormick	13	vs. Rice	10/16/21
115	Lowell Narcisse*	19	at UTEP	10/5/19
113	Frank Harris*	6	vs. North Texas	11/28/20
113	Sincere McCormick	23	at Louisiana Tech	10/23/21
109	Jarveon Williams	21	at Middle Tennessee	11/5/16
108	David Glasco II	16	vs. Southern Miss	11/13/14
106	Evans Okotcha	8	vs. Bacone	9/24/11
105	Brandon Armstrong	10	vs. Minot State	11/19/11
105	Evans Okotcha	26	vs. Louisiana Tech	11/30/13
105	Sincere McCormick	23	vs. Middle Tennessee	9/18/21
104	Evans Okotcha	16	at North Texas	11/23/13
104	Jarveon Williams	21	vs. UTEP	10/22/16
104	Frank Harris*	17	vs. Stephen F. Austin	9/19/20
103	Jalen Rhodes	20	at Baylor	9/9/17
102	Eric Soza*	14	vs. Northeastern State	9/3/11

* denotes quarterback

300-PLUS PASSING YARDS (10)

Yards	Player	Comp-Att-Int	Opponent	Date
367	Dalton Sturm	27-43-1	vs. Southern Miss	10/7/17
349	Frank Harris	28-38-1	at Western Kentucky	10/9/21
332	Blake Bogenschütz	25-43-1	at Arizona	9/3/15
325	Lowell Narcisse	21-40-1	vs. Southern Miss	11/16/19
323	Frank Harris	25-36-0	vs. UAB	11/20/21
316	Eric Soza	29-40-3	vs. Houston	9/28/13
314	Eric Soza	23-41-0	at Louisiana Tech	11/3/12
312	Frank Harris	22-26-0	vs. UTEP	11/14/20
308	Eric Soza	24-41-2	vs. Oklahoma State	9/7/13
302	Ryan Polite	20-32-1	vs. San Jose State	10/20/12

100-PLUS RECEIVING YARDS (26)

Yards	Player	Rec	Opponent	Date
186	Greg Campbell Jr.	11	vs. UNT	11/24/18
160	De'Corian Clark	7	at Western Kentucky	10/9/21
155	Zakhari Franklin	10	at Illinois	9/4/21
145	Kerry Thomas Jr.	5	vs. Charlotte	11/26/16
138	Zakhari Franklin	12	vs. Army	10/17/20
134	Zakhari Franklin	6	at Old Dominion	11/9/19
120	Kam Jones	8	at McNeese State	11/12/11
119	Zakhari Franklin	6	vs. Middle Tennessee	9/25/20
118	Zakhari Franklin	6	vs. UTEP	11/14/20
118	Zakhari Franklin	5	at Louisiana Tech	10/23/21
115	Zakhari Franklin	5	vs. Louisiana	12/26/20
114	Zakhari Franklin	8	vs. Middle Tennessee	9/18/21
114	Zakhari Franklin	10	at UTEP	11/6/21
113	Josh Stewart	7	at Louisiana Tech	11/12/16
109	David Morgan II	9	at Arizona	9/3/15
109	De'Corian Clark	7	vs. UNLV	10/2/21
108	Brandon Freeman	5	at UC Davis	10/15/11
108	Greg Campbell Jr.	10	vs. Southern Miss	10/7/17
106	Kerry Thomas Jr.	10	vs. Marshall	11/18/17
106	Joshua Cephus	8	vs. Southern Miss	11/13/21
104	De'Corian Clark	6	vs. UAB	11/20/21
103	Kam Jones	7	at Sam Houston State	10/1/11
103	Kam Jones	5	vs. South Alabama	10/8/11
103	Josh Stewart	2	at Rice	10/15/16
101	Cole Hubble	3	at Louisiana Tech	11/3/12
101	Josh Stewart	5	vs. Southern Miss	10/7/17

12-PLUS TACKLES (40)

No.	Player	UA-A	Opponent	Date
19	Jamal Ligon	8-11	vs. Middle Tennessee	9/25/20
16	Cody Rogers	7-9	at McNeese State	11/12/11
16	Kelechi Nwachuku	9-7	vs. Army	10/17/20
15	Duke Wheeler	10-5	vs. Louisiana Tech	10/10/15
15	Josiah Tauaefa	2-13	at Old Dominion	9/24/16
14	Duke Wheeler	11-3	at Charlotte	11/14/15
14	Andrew Martel	10-4	at Southern Miss	10/20/18
14	C.J. Levine	4-10	at Marshall	11/17/18
14	Josiah Tauaefa	8-6	vs. North Texas	11/24/18
13	Steven Kurfehs	8-5	at Southern Utah	9/17/11
13	Steven Kurfehs	9-4	at Sam Houston State	10/1/11
13	Brandon Reeves	4-9	vs. McNeese State	11/10/12
13	Duke Wheeler	6-7	vs. Old Dominion	11/7/15
13	Duke Wheeler	8-5	vs. Middle Tennessee	11/28/15
13	Josiah Tauaefa	9-4	vs. Alabama State	9/3/16
13	Josiah Tauaefa	7-6	vs. Louisiana Tech	10/13/18
13	Josiah Tauaefa	5-8	at Southern Miss	10/20/18
13	Darryl Godfrey	5-8	vs. FIU	11/10/18
13	Rashad Wisdom	9-4	at Florida Atlantic	10/31/20
13	Rashad Wisdom	6-7	vs. Louisiana	12/26/20
13	Rashad Wisdom	11-2	at Western Kentucky	10/9/21
12	Mauricio Sanchez	6-6	at Sam Houston State	10/7/11
12	Steven Kurfehs	9-3	vs. South Alabama	10/8/11
12	Mark Waters	4-8	vs. Minot State	11/19/12
12	Brandon Reeves	4-8	at South Alabama	9/1/12
12	Brandon Reeves	3-9	at New Mexico State	9/29/12
12	Brandon Reeves	6-6	at Rice	10/13/12
12	Nic Johnston	6-6	at Louisiana Tech	11/3/12
12	Triston Wade	9-3	at Arizona	9/14/13
12	Triston Wade	7-5	vs. Houston	9/28/13
12	Jens Jeters	4-8	vs. Southern Miss	11/13/14
12	Nate Gaines	9-3	vs. Louisiana Tech	10/10/15
12	Michael Egwuagu	5-7	at Colorado State	9/10/16
12	Josiah Tauaefa	5-7	vs. Southern Miss	10/8/16
12	La'Kel Bass	2-10	at Rice	10/15/16
12	C.J. Levine	7-5	at Southern Miss	10/20/18
12	Les Maruo	8-4	at Southern Miss	10/20/18
12	C.J. Levine	10-2	at UAB	11/3/18
12	Les Maruo	1-11	vs. FIU	11/10/18
12	Josiah Tauaefa	1-11	at Marshall	11/17/18

2-PLUS SACKS (29)

No.	Player	Yds	Opponent	Date
4.0	Marlon Smith	27	vs. McMurry	9/10/11
3.0	Robert Singletary	17	vs. FIU	10/11/14
2.5	Marcus Curry	12	vs. Southern	9/16/17
2.5	Marcus Davenport	24	at North Texas	10/14/17
2.5	Josiah Tauaefa	20	vs. Texas State	9/22/18
2.5	Clarence Hicks	18	at Louisiana Tech	10/23/21
2.0	Marlon Smith	16	at UC Davis	10/15/11
2.0	Codie Brooks	10	vs. Oklahoma State	9/7/13
2.0	Codie Brooks	9	at Marshall	10/5/13
2.0	Robert Singletary	16	at Marshall	10/5/13
2.0	Cody Rogers	8	vs. UTEP	10/25/14
2.0	Jason Neill	15	vs. North Texas	10/31/15
2.0	Jason Neill	9	at Charlotte	11/14/15
2.0	Marcus Davenport	6	vs. Rice	11/21/15
2.0	Jason Neill	8	vs. Rice	11/21/15
2.0	Marcus Davenport	2	vs. Alabama State	9/3/16
2.0	Josiah Tauaefa	14	vs. Alabama State	9/3/16
2.0	La'Kel Bass	12	at Middle Tennessee	11/5/16
2.0	Marcus Davenport	10	at Louisiana Tech	11/12/16
2.0	Marcus Davenport	8	vs. Rice	10/21/17
2.0	Lorenzo Dantzier	14	vs. UIW	8/31/19
2.0	Jarrold Carter-McLin	13	at UTEP	10/5/19
2.0	Jaylon Haynes	4	vs. Stephen F. Austin	9/19/20
2.0	Trumane Bell II	25	vs. Middle Tennessee	9/18/21
2.0	Clarence Hicks	15	at Memphis	9/25/21
2.0	Dadrian Taylor	10	vs. UNLV	10/2/21
2.0	Clarence Hicks	7	vs. UAB	11/20/21
2.0	Clarence Hicks	13	vs. Western Kentucky	12/3/21

2-PLUS INTERCEPTIONS (4)

No.	Player	Yds	Opponent	Date
2	Triston Wade	93	at Tulsa	11/2/13
2	Nate Gaines	11	at UTEP	10/3/15
2	Bennett Okoicha	14	at Southern Miss	10/17/15
2	Clayton Johnson	10	vs. Rice	10/21/17

« SINGLE-SEASON LISTS »

RUSHING

Rushes

1. Sincere McCormick	298	2021
2. Sincere McCormick	249	2020
3. Jarveon Williams	207	2016
4. Sincere McCormick	177	2019
5. Jarveon Williams	173	2015

Rushing Yards

1. Sincere McCormick	1,479	2021
2. Sincere McCormick	1,467	2020
3. Jarveon Williams	1,042	2015
4. Sincere McCormick	983	2019
5. Jarveon Williams	900	2016

Rushing Yards Per Game

1. Sincere McCormick	133.4	2020
2. Sincere McCormick	113.8	2021
3. Jarveon Williams	94.7	2015
4. Sincere McCormick	81.9	2019
5. Jarveon Williams	69.2	2016

Rushing Touchdowns

1. Sincere McCormick	15	2021
2. Sincere McCormick	11	2020
3. Jalen Rhodes	9	2016
Frank Harris	9	2020
5. Jarveon Williams	8	2015
Evan Okotcha	8	2012
Jarveon Williams	8	2016
Sincere McCormick	8	2019

PASSING

Passing Attempts

1. Eric Soza	377	2013
2. Frank Harris	362	2021
3. Eric Soza	307	2011
4. Dalton Sturm	299	2016
5. Dalton Sturm	297	2017

Passing Completions

1. Frank Harris	241	2021
2. Eric Soza	236	2013
3. Dalton Sturm	185	2017
4. Eric Soza	172	2011
5. Dalton Sturm	169	2016

Passing Yards

1. Frank Harris	2,906	2021
2. Eric Soza	2,719	2013
3. Dalton Sturm	2,185	2017
4. Dalton Sturm	2,170	2016
5. Eric Soza	2,148	2011

Completion Percentate (min. 100 attempts)

1. Frank Harris	66.6	2021
2. Frank Harris	63.6	2020
3. Eric Soza	62.6	2013
4. Dalton Sturm	62.3	2017
5. Blake Bogenschutz	59.1	2015

Passing Efficiency (min. 100 attempts)

1. Frank Harris	154.0	2021
2. Eric Soza	142.2	2012
3. Dalton Sturm	137.4	2017
4. Dalton Sturm	135.5	2016
5. Frank Harris	129.4	2020

Passing Touchdowns

1. Frank Harris	25	2021
2. Eric Soza	20	2012
Dalton Sturm	20	2016
4. Dalton Sturm	15	2017
5. Eric Soza	14	2011



Josh Stewart averaged a program-record 18.94 yards per reception in 2016.

RECEIVING

Receptions

1. Zakhari Franklin	73	2021
2. Joshua Cephus	69	2021
3. Greg Campbell Jr.	58	2018
Joshua Cephus	58	2020
5. Kerry Thomas Jr.	52	2015

Receiving Yards

1. Zakhari Franklin	938	2021
Joshua Cephus	793	2021
3. Zakhari Franklin	694	2020
4. De'Corian Clark	683	2021
5. Josh Stewart	682	2016

Yards Per Reception (min. 20 receptions)

1. Josh Stewart	18.94	2016
2. JaBryce Taylor	16.28	2015
3. Kerry Thomas Jr.	15.86	2016
4. De'Corian Clark	14.85	2021
5. Kam Jones	14.82	2011

Receiving Yards Per Game

1. Zakhari Franklin	78.2	2021
2. Zakhari Franklin	69.4	2020
3. Joshua Cephus	61.0	2021
4. Kam Jones	57.8	2011
5. De'Corian Clark	52.5	2021

Receiving Touchdowns

1. Zakhari Franklin	11	2021
2. Kerry Thomas Jr.	8	2016
3. Zakhari Franklin	7	2020
4. Joshua Cephus	6	2021
De'Corian Clark	6	2021

MISCELLANEOUS YARDS

Total Offense Yards

1. Frank Harris	3,471	2021
2. Eric Soza	3,088	2013
3. Dalton Sturm	2,730	2017
4. Dalton Sturm	2,483	2016
5. Eric Soza	2,449	2012

Total Offense Per Game (min. 5 games)

1. Frank Harris	267.0	2021
2. Eric Soza	257.3	2013
3. Dalton Sturm	248.2	2017
4. Eric Soza	244.9	2012
5. Eric Soza	243.3	2011

All-Purpose Yards

1. Sincere McCormick	1,663	2021
2. Sincere McCormick	1,598	2020
3. Sincere McCormick	1,177	2019
4. Jarveon Williams	1,121	2016
5. Jarveon Williams	1,109	2015

All-Purpose Yards Per Game (min. 5 games)

1. Sincere McCormick	145.3	2020
2. Sincere McCormick	127.9	2021
3. Jarveon Williams	100.8	2015
4. Kam Jones	98.1	2013
Sincere McCormick	98.1	2019

SCORING

Points

1. Sincere McCormick	90	2021
2. Evans Okotcha	66	2012
Sincere McCormick	66	2020
4. Jalen Rhodes	60	2016
5. Sincere McCormick	54	2019
Frank Harris	54	2020

Points by a Kicker

1. Hunter Duplessis	129	2021
2. Hunter Duplessis	91	2020
3. Jared Sackett	80	2017
4. Victor Falcon	79	2016
5. Sean Ianno	71	2013

Touchdowns

1. Sincere McCormick	15	2021
2. Evans Okotcha	11	2012
Sincere McCormick	11	2020
4. Jalen Rhodes	10	2016
5. Sincere McCormick	9	2019
Frank Harris	9	2020

Touchdowns Responsible For

1. Frank Harris	31	2021
2. Eric Soza	26	2012
3. Dalton Sturm	24	2016
4. Frank Harris	21	2020
5. Eric Soza	19	2013

Extra Points

1. Hunter Duplessis	60	2021
2. Victor Falcon	43	2016
3. Hunter Duplessis	40	2020
4. Sean Ianno	38	2013
5. Sean Ianno	31	2011

Field Goals

1. Hunter Duplessis	23	2021
2. Jared Sackett	19	2017
3. Sean Ianno	17	2014
Hunter Duplessis	17	2020
5. Jared Sackett	14	2018

SPECIAL TEAMS

Kickoffs

1. Hunter Duplessis	86	2021
2. Daniel Portillo	68	2016
3. Sean Ianno	60	2013
4. Daniel Portillo	52	2017
5. Matthew Cluck	51	2019

Touchbacks

1. Hunter Duplessis	37	2021
2. Daniel Portillo	27	2016
3. Sean Ianno	21	2013
4. Matthew Cluck	20	2019
5. Sean Ianno	16	2014
Daniel Portillo	16	2015
Daniel Portillo	16	2015

« SINGLE-SEASON LISTS »

Kickoff Returns

1. ___ Brett Winnegan	36	2015
2. ___ Derrick Dick	26	2015
3. ___ Kam Jones	21	2013
___ Matt Guidry	21	2018
___ Brennon Dingle	21	2020

Kickoff Return Yards

1. ___ Brett Winnegan	747	2015
2. ___ Derrick Dick	592	2015
3. ___ Kenny Harrison	510	2011
4. ___ Matt Guidry	495	2018
5. ___ Matt Guidry	434	2016

Kickoff Return Average (min. 5 attempts)

1. ___ Kam Jones	27.25	2014
2. ___ Kenny Harrison	26.84	2011
3. ___ Brett Winnegan	25.83	2019
4. ___ Kam Jones	24.43	2011
5. ___ Brett Winnegan	23.92	2016

Punts

1. ___ Kristian Stern	83	2014
2. ___ Yannis Routsas	75	2018
3. ___ Yannis Routsas	69	2016
4. ___ Lucas Dean	65	2019
5. ___ Yannis Routsas	63	2015

Punting Average (min. 20 attempts)

1. ___ Lucas Dean	45.98	2020
2. ___ Lucas Dean	45.36	2021
3. ___ Yannis Routsas	42.93	2018
4. ___ Yannis Routsas	42.00	2016
5. ___ Yannis Routsas	41.55	2017

Punt Returns

1. ___ Kenny Harrison	24	2014
2. ___ Sheldon Jones	22	2021
3. ___ Sheldon Jones	21	2020
4. ___ JaBryce Taylor	19	2016
5. ___ Sheldon Jones	17	2019

Punt Return Yards

1. ___ Sheldon Jones	264	2021
2. ___ Kenny Harrison	208	2012
3. ___ Kenny Harrison	118	2014
4. ___ JaBryce Taylor	86	2016
5. ___ Erik Brown	75	2011
___ Derrick Dick	75	2015

Punt Return Average (min. 5 attempts)

1. ___ Kenny Harrison	17.33	2012
2. ___ Sheldon Jones	12.00	2021
3. ___ Greg Campbell Jr.	9.29	2018
4. ___ Kenny Harrison	7.29	2013
5. ___ Erik Brown	6.82	2011

Blocked Kicks

1. ___ Charles Wort	2	2012
___ Kevin Strong Jr.	2	2016
3. ___ 14 players	1	—

DEFENSE

Total Tackles

1. ___ Josiah Tauaefa	115	2016
2. ___ Josiah Tauaefa	113	2018
3. ___ Brandon Reeves	95	2012
___ Rashad Wisdom	95	2020
5. ___ Triston Wade	94	2013
___ C.J. Levine	94	2018

Solo Tackles

1. ___ C.J. Levine	67	2018
2. ___ Rashad Wisdom	66	2021
3. ___ Duke Wheeler	62	2015
___ Josiah Tauaefa	62	2018
5. ___ Rashad Wisdom	60	2020

Assisted Tackles

1. ___ Josiah Tauaefa	65	2016
2. ___ Brandon Reeves	62	2012
3. ___ La'Kel Bass	54	2016
4. ___ Jens Jeters	51	2014
___ Josiah Tauaefa	51	2018

Tackles For Loss

1. ___ Marcus Davenport	17.5	2017
2. ___ Clarence Hicks	16.0	2021
3. ___ Jaylon Haynes	12.5	2019
4. ___ Josiah Tauaefa	11.5	2018
5. ___ Jason Neill	11.0	2015
___ La'Kel Bass	11.0	2016

Sacks

1. ___ Clarence Hicks	10.0	2021
2. ___ Jason Neill	8.5	2015
___ Marcus Davenport	8.5	2017
4. ___ Marlon Smith	8.0	2011
5. ___ Marcus Davenport	6.5	2016

Quarterback Hurries

1. ___ Marcus Davenport	8	2016
___ Marcus Davenport	8	2017
3. ___ Jason Neill	7	2012
___ Josiah Tauaefa	7	2016
___ Lorenzo Dantzler	7	2020
___ Trevor Harmanson	7	2020
___ Clarence Hicks	7	2020

Forced Fumbles

1. ___ Nic Johnston	4	2012
___ Triston Wade	4	2012
___ Robert Singletary	4	2014
4. ___ Marcus Davenport	3	2017
___ Eric Banks	3	2017
___ Triston Wade	3	2011

Fumble Recoveries

1. ___ Nic Johnston	3	2011
___ Lorenzo Dantzler	3	2021
3. ___ Triston Wade	2	2011
___ Brandon Reeves	2	2012
___ Triston Wade	2	2012
___ Crosby Adams III	2	2013
___ Jens Jeters	2	2014
___ Triston Wade	2	2014
___ Duke Wheeler	2	2014
___ La'Kel Bass	2	2016
___ Andrew Martel	2	2016
___ Baylen Baker	2	2017
___ La'Kel Bass	2	2017
___ Brennan Johnson	2	2018
___ Andrew Martel	2	2018
___ Les Maruo	2	2018
___ Christian Clayton	2	2020
___ Jamal Ligon	2	2020

Interceptions

1. ___ Erik Brown	4	2012
___ Triston Wade	4	2012
___ Triston Wade	4	2014
___ Bennett Okotcha	4	2015
___ Nate Gaines	4	2017
___ Cassius Grady	4	2018
___ Rashad Wisdom	4	2020

Interception Return Yards

1. ___ Rashad Wisdom	107	2020
2. ___ Triston Wade	93	2013
3. ___ Trevor Baker	85	2015
4. ___ Michael Egwuagu	83	2015
5. ___ Jason Neill	67	2011

Interception Return Touchdowns

1. ___ Michael Egwuagu	2	2015
2. ___ Steven Kurfehs	1	2011
___ Jason Neill	1	2011
___ Triston Wade	1	2012
___ Triston Wade	1	2013
___ Deveron Davis	1	2017
___ C.J. Levine	1	2018



Josiah Tauaefa set UTSA's single-season tackles mark with 115 in 2016 en route to being named Conference USA Freshman of the Year and a Freshman All-American.

___ Rashad Wisdom	1	2019
___ Dadrian Taylor	1	2019
___ Rashad Wisdom	1	2020
___ Dadrian Taylor	1	2021
___ Corey Mayfield Jr.	1	2021
___ Trevor Harmanson	1	2021

Passes Defended

1. ___ Erik Brown	16	2012
2. ___ Triston Wade	14	2014
___ Bennett Okotcha	14	2015
4. ___ Triston Wade	11	2012
___ Bennett Okotcha	11	2013

« CAREER LISTS »

RUSHING

Rushes

1. Sincere McCormick	724	2019-21
2. Jarveon Williams	474	2013-16
3. Jalen Rhodes	421	2015-18
4. David Glasco II	400	2011-14
5. Dalton Sturm	360	2014-17

Rushing Yards

1. Sincere McCormick	3,929	2019-21
2. Jarveon Williams	2,393	2013-16
3. Jalen Rhodes	1,996	2015-18
4. David Glasco II	1,752	2011-14
5. Dalton Sturm	1,227	2014-17

Rushing Yards Per Attempt (min. 150 attempts)

1. Sincere McCormick	5.43	2019-21
2. Jarveon Williams	5.05	2013-16
3. Jalen Rhodes	4.74	2015-18
4. Evans Okotcha	4.67	2011-13
5. Brenden Brady	4.48	2018-20

Rushing Yards Per Game (min. 10 games)

1. Sincere McCormick	109.1	2019-21
2. Jarveon Williams	55.7	2013-16
3. Frank Harris	43.6	2019-20
4. Jalen Rhodes	43.4	2015-18
5. Lowell Narcisse	41.2	2019-20

Rushing Touchdowns

1. Sincere McCormick	34	2019-21
2. David Glasco II	20	2011-14
3. Jarveon Williams	19	2013-16
4. Jalen Rhodes	18	2015-18
5. Eric Soza	16	2011-13

PASSING

Passing Attempts

1. Eric Soza	966	2011-13
2. Dalton Sturm	811	2014-17
3. Frank Harris	703	2019-21
4. Lowell Narcisse	257	2019-20
5. Cordale Grundy	225	2018-19

Passing Completions

1. Eric Soza	574	2011-13
2. Dalton Sturm	482	2014-17
3. Frank Harris	466	2019-21
4. Lowell Narcisse	142	2019-20
5. Tucker Carter	119	2012-14

Passing Yards

1. Eric Soza	6,952	2011-13
2. Dalton Sturm	5,768	2014-17
3. Frank Harris	5,022	2019-21
4. Lowell Narcisse	1,643	2019-20
5. Tucker Carter	1,273	2012-14

Passing Yards Per Game

1. Eric Soza	217.2	2011-13
2. Frank Harris	179.4	2019-20
3. Dalton Sturm	164.8	2014-17
4. Blake Bogenschutz	147.4	2014-15
5. Ryan Polite	120.8	2012

Completion Percentage (min. 100 attempts)

1. Frank Harris	66.3	2019-21
2. Tucker Carter	59.5	2012-14
3. Eric Soza	59.4	2011-13
4. Dalton Sturm	59.4	2014-17
5. Blake Bogenschutz	58.5	2014-15

Passing Efficiency (min. 100 attempts)

1. Frank Harris	141.4	2019-21
2. Dalton Sturm	134.7	2014-17
3. Eric Soza	130.8	2011-13
4. Lowell Narcisse	119.2	2019-20
5. Blake Bogenschutz	115.5	2014-15



Zakhari Franklin has set UTSA career records for receptions, receiving yards and receiving touchdowns.

Passing Touchdowns

1. Dalton Sturm	49	2014-17
2. Eric Soza	46	2011-13
3. Frank Harris	40	2019-21
4. Lowell Narcisse	11	2019-20
5. Tucker Carter	5	2012-14
6. Cordale Grundy	5	2018-19

RECEIVING

Receptions

1. Zakhari Franklin	160	2019-21
2. Joshua Cephus	135	2019-21
3. Kam Jones	130	2011-14
4. Kerry Thomas Jr.	127	2014-17
5. Aaron Grubb	94	2012-15

Receiving Yards

1. Zakhari Franklin	2,123	2019-21
2. Kerry Thomas Jr.	1,630	2014-17
3. Joshua Cephus	1,493	2019-21
4. Kam Jones	1,478	2011-14
5. Josh Stewart	1,200	2016-17

Yards Per Reception (min. 40 receptions)

1. Kenny Bias	18.25	2011-15
2. Cole Hubble	16.34	2011-14
3. Josh Stewart	16.00	2016-17
4. Evans Okotcha	13.72	2011-13
5. De'Corian Clark	13.56	2019-21

Receiving Yards Per Game

1. Zakhari Franklin	68.5	2019-21
2. Josh Stewart	50.0	2016-17
3. Joshua Cephus	40.4	2019-21
4. Kerry Thomas Jr.	35.4	2014-17
5. Greg Campbell Jr.	34.3	2015-18

Receiving Touchdowns

1. Zakhari Franklin	21	2019-21
2. Kerry Thomas Jr.	17	2014-17
3. Joshua Cephus	12	2019-21
4. David Morgan II	8	2011-15
5. Josh Stewart	8	2016-17

MISCELLANEOUS

Total Offense Yards

1. Eric Soza	7,970	2011-13
2. Dalton Sturm	6,995	2014-17
3. Frank Harris	6,241	2019-21
4. Sincere McCormick	3,929	2019-21
5. Jarveon Williams	2,396	2013-16

Total Offense Yards Per Game (min. 10 games)

1. Eric Soza	249.1	2011-13
2. Frank Harris	222.9	2019-21
3. Dalton Sturm	199.9	2014-17
4. Lowell Narcisse	150.7	2019-20
5. Sincere McCormick	109.1	2019-21

All-Purpose Yards

1. Sincere McCormick	4,438	2019-21
2. Jarveon Williams	3,463	2013-16
3. Kam Jones	3,144	2011-14
4. Jalen Rhodes	2,469	2015-18
5. Kenny Harrison	2,179	2011-14

All-Purpose Yards Per Game

1. Sincere McCormick	123.3	2019-21
2. Jarveon Williams	80.5	2013-16
3. Kam Jones	69.9	2011-14
4. Zakhari Franklin	62.8	2019-20
5. Derrick Dick	57.2	2015

Games Played

1. B.J. Daniels	58	2016-pres.
2. Dominic Pastucci	54	2017-pres.
3. DeQuarius Henry	52	2017-pres.
4. Jaylon Haynes	50	2016-pres.
5. Eric Banks	48	2016-19
6. Lorenzo Dantzier	48	2018-pres.
7. Carl Austin III	47	2015-19
8. Jarrod Carter-McLin	47	2016-19
9. Reed Darragh	47	2013-17
10. C.J. Levine	47	2015-18
11. Andrew Martel	47	2016-19
12. Yannis Routsas	47	2015-18

Games Started

1. Nate Leonard	46	2011-14
2. Scott Inskeep	44	2011-14
3. Cody Harris	43	2011-14
4. David Glasco II	40	2011-14
5. Triston Wade	39	2011-14

SCORING

Points

1. Sincere McCormick	210	2019-21
2. David Glasco II	134	2011-14
3. Zakhari Franklin	126	2019-21
4. Jarveon Williams	120	2013-16
5. Jalen Rhodes	120	2015-18

Points by a Kicker

1. Hunter Duplessis	272	2017-21
2. Sean Ianno	256	2011-14
3. Jared Sackett	140	2017-18
4. Victor Falcon	86	2015-17
5. Daniel Portillo	58	2014-17

Touchdowns

1. Sincere McCormick	35	2019-21
2. David Glasco II	22	2011-14
3. Zakhari Franklin	21	2019-21
4. Jarveon Williams	20	2013-16
5. Jalen Rhodes	20	2015-18

Touchdowns Responsible For

1. Frank Harris	65	2019-21
2. Eric Soza	62	2011-13
3. Dalton Sturm	56	2014-17
4. David Glasco II	22	2011-14
5. Jarveon Williams	21	2013-16

« CAREER LISTS »

Extra Points

1. ___ Hunter Duplessis	125	2017-21
2. ___ Sean Ianno	109	2011-14
3. ___ Victor Falcon	47	2015-17
4. ___ Jared Sackett	41	2017-18
5. ___ Daniel Portillo	28	2014-17

Field Goals

1. ___ Sean Ianno	49	2011-14
___ Hunter Duplessis	49	2017-21
3. ___ Jared Sackett	33	2017-18
4. ___ Victor Falcon	13	2015-17
5. ___ Daniel Portillo	10	2014-17

SPECIAL TEAMS

Kickoffs

1. ___ Daniel Portillo	179	2014-17
2. ___ Hunter Duplessis	162	2017-21
3. ___ Sean Ianno	157	2011-14
4. ___ Matthew Cluck	51	2019
5. ___ Josh Ward	38	2011-14

Touchbacks

1. ___ Daniel Portillo	62	2014-17
2. ___ Hunter Duplessis	60	2017-21
3. ___ Sean Ianno	49	2011-14
4. ___ Josh Ward	29	2011-14
5. ___ Matthew Cluck	20	2019

Kickoff Returns

1. ___ Brett Winnegan (68-1,515)	68	2015-19
2. ___ Matt Guidry (44-1,034)	44	2016-18
3. ___ Kam Jones (43-989)	43	2011-14
4. ___ Kenny Harrison (39-969)	39	2011-14
5. ___ Derrick Dick (26-592)	26	2015

Kickoff Return Yards

1. ___ Brett Winnegan	1,515	2015-19
2. ___ Matt Guidry	1,034	2016-18
3. ___ Kam Jones	989	2011-14
4. ___ Kenny Harrison	969	2011-14
5. ___ Derrick Dick	592	2015

Kickoff Return Average (min. 10 attempts)

1. ___ Kenny Harrison	24.85	2011-14
2. ___ Matt Guidry	23.50	2016-18
3. ___ Kam Jones	23.00	2011-14
4. ___ Derrick Dick	22.77	2015
5. ___ Brett Winnegan	22.28	2015-19

Punts

1. ___ Yannis Routsas	254	2015-18
2. ___ Kristian Stern	172	2011-14
3. ___ Lucas Dean	166	2019-21
4. ___ Josh Ward	61	2011-14
5. ___ Daniel Portillo	4	2014-17

Punting Average (min 40 attempts)

1. ___ Lucas Dean	43.78	2019-21
2. ___ Yannis Routsas	41.48	2015-18
3. ___ Kristian Stern	40.77	2011-14
4. ___ Josh Ward	34.13	2011-14

Punt Returns

1. ___ Sheldon Jones	65	2018-21
2. ___ Kenny Harrison	43	2011-14
3. ___ JaBryce Taylor	21	2015-16
4. ___ Derrick Dick	16	2015
5. ___ Brady Jones	14	2015-17

Punt Return Average (min. 10 attempts)

1. ___ Kenny Harrison	8.77	2011-14
2. ___ Aaron Grubb	8.40	2012-15
3. ___ Erik Brown	6.82	2011-12
4. ___ Matt Guidry	6.00	2016-18
5. ___ Sheldon Jones	5.89	2018-21

Blocked Kicks

1. ___ Kevin Strong	2	2015-18
___ Charles Wort	2	2012
3. ___ 14 players	1	—

DEFENSE

Total Tackles

1. ___ Triston Wade	293	2011-14
2. ___ Josiah Tauaefa	257	2016-18
3. ___ Drew Douglas	242	2012-15
4. ___ Rashad Wisdom	226	2019-21
5. ___ Nic Johnston	220	2011-14

Solo Tackles

1. ___ Triston Wade	169	2011-14
2. ___ Rashad Wisdom	157	2019-21
3. ___ Josiah Tauaefa	121	2016-18
4. ___ Nate Gaines	120	2014-17
5. ___ Steven Kurfehs	115	2011-13
___ Michael Egwuagu	115	2013-16

Assisted Tackles

1. ___ Drew Douglas	144	2012-15
2. ___ Josiah Tauaefa	136	2016-18
3. ___ Triston Wade	124	2011-14
4. ___ Nic Johnston	109	2011-14
5. ___ Brandon Reeves	104	2011-12

Tackles For Loss

1. ___ Marcus Davenport	38.0	2014-17
2. ___ Clarence Hicks	30.5	2019-21
3. ___ Kevin Strong Jr.	26.5	2015-18
4. ___ Jaylon Haynes	25.0	2017-21
5. ___ Jason Neill	23.5	2011-15

Sacks

1. ___ Marcus Davenport	22.0	2014-17
2. ___ Jason Neill	14.0	2011-15
3. ___ Clarence Hicks	12.0	2019-21
4. ___ Josiah Tauaefa	11.5	2016-18
5. ___ DeQuarius Henry	11.5	2017-21

Quarterback Hurries

1. ___ Marcus Davenport	21	2014-17
2. ___ Lorenzo Dantzler	20	2018-21
3. ___ Jason Neill	17	2011-15
4. ___ Clarence Hicks	16	2019-21
5. ___ Cody Rogers	14	2011-14

Forced Fumbles

1. ___ Triston Wade	8	2011-14
2. ___ Nic Johnston	7	2011-14
3. ___ Robert Singletary	6	2013-14
___ Marcus Davenport	6	2014-17
5. ___ Eric Banks	5	2016-19

Fumble Recoveries

1. ___ Triston Wade	6	2011-14
2. ___ Nic Johnston	4	2011-14
___ La'Kel Bass	4	2015-17
___ Andrew Martel	4	2016-19
___ Lorenzo Dantzler	4	2018-21

Interceptions

1. ___ Triston Wade	12	2011-14
2. ___ Nate Gaines	8	2014-17
3. ___ Michael Egwuagu	6	2013-16
___ Cassius Grady	6	2018-19
___ Bennett Okotcha	6	2013-15

Interception Return Yards

1. ___ Triston Wade	195	2011-14
2. ___ Rashad Wisdom	141	2019-21
3. ___ Michael Egwuagu	98	2013-16
4. ___ Trevor Baker	85	2014-15
5. ___ Jason Neill	67	2011-15
___ Bennett Okotcha	67	2013-15



2014 Jim Thorpe Award semifinalist Triston Wade is the program's career leader in eight categories, including interceptions (12), passes defended (35) and tackles (293).

Interception Return Touchdowns

1. ___ Triston Wade	2	2011-14
___ Michael Egwuagu	2	2013-16
___ Rashad Wisdom	2	2019-20
___ Dadrian Taylor	2	2018-21
5. ___ Devron Davis	1	2016-17
___ Steven Kurfehs	1	2011-13
___ C.J. Levine	1	2015-18
___ Jason Neill	1	2011-15
___ Trevor Harmanson	1	2019-21
___ Corey Mayfield Jr.	1	2018-21

Passes Defended

1. ___ Triston Wade	35	2011-14
2. ___ Bennett Okotcha	30	2013-15
3. ___ Nate Gaines	21	2014-17
4. ___ Michael Egwuagu	20	2013-16
5. ___ Erik Brown	18	2011-12
___ Cassius Grady	18	2018-19
___ Corey Mayfield Jr.	18	2018-21

« OPPONENT SINGLE-GAME RECORDS »

TEAM

Points: 69, Oklahoma State, 9/19/15
Touchdowns: 9, Oklahoma State, 9/19/15; Louisiana Tech, 11/12/16; Baylor, 9/7/19
First Downs: 35, Western Kentucky, 10/9/21
Rushing Attempts: 60, Army, 10/17/20
Rushing Yards: 419, UAB, 11/3/18
Rushing Touchdowns: 5, Baylor, 9/7/19; Texas A&M, 11/2/19
Passing Completions: 35, Oklahoma State, 9/7/13
Passing Attempts: 60, Western Kentucky, 10/9/21; 60, Western Kentucky, 12/3/21
Passing Yards: 577, Western Kentucky, 12/3/21
Passing Touchdowns: 6, Oklahoma State, 9/7/13
Total Plays: 89, Southern Miss, 10/8/16; Middle Tennessee, 9/25/20; Western Kentucky, 10/9/21
Total Offense: 670, Western Kentucky, 10/9/21
Third-Down Conversions: 12 (of 20), Rice, 11/8/14
Fourth-Down Conversions: 4 (of 5), Charlotte, 11/14/15
Turnovers: 6, Houston, 8/29/14
Tackles For Loss: 15, Arizona State, 9/1/18
Sacks: 9, Arizona State, 9/1/18
Forced Fumbles: 4, San Jose State, 10/20/12; Oklahoma State, 9/19/15
Fumble Recoveries: 5, San Jose State, 10/20/12; Oklahoma State, 9/19/15
Interceptions: 4, Houston, 9/28/13; FIU, 11/10/18
Passes Defended: 10, Marshall, 10/5/13
Safeties: 1, Sam Houston State, 10/1/11; Colorado State, 9/26/15
Extra Points: 9 (of 9), Oklahoma State, 9/19/15; 9 (of 9), Louisiana Tech, 11/12/16; 9 (of 9), Baylor, 9/7/19
Field Goals: 4, Arizona, 9/4/14; North Texas, 11/29/14; Southern Miss, 10/17/15; Arizona State, 9/16/16; UAB, 10/12/19; Louisiana Tech, 10/24/20
Kickoffs: 12, Oklahoma State, 9/19/15
Touchbacks: 8, Baylor, 9/7/19
Kickoff Returns: 8 (4x), last, Southern Miss, 10/8/16
Kickoff Return Yards: 185, UTEP, 11/14/20
Punts: 10 (4x) last Rice, 10/16/21
Punt Returns: 6, Sam Houston State, 10/1/11
Punt Return Yards: 149, Texas State, 9/12/20
Blocked Kicks: 2, McMurry, 9/10/11
Penalties: 15 (for 157), Louisiana Tech, 11/3/12

INDIVIDUAL

Points: 18, (5x), last, Isaiah Spiller, Texas A&M, 11/2/19
Touchdowns: 3, (5x), last, Isaiah Spiller, Texas A&M, 11/2/19
Rushing Attempts: 30, Nick Wilson, Arizona, 9/4/14; Jasen Oden, Colorado State, 9/26/15
Rushing Yards: 217, Isaiah Spiller, Texas A&M, 11/2/19
Longest Rush: 89 (TD), Ito Smith, Southern Miss, 10/7/17
Rushing Touchdowns: 3, Kenneth Dixon, Louisiana Tech, 11/3/12; Isaiah Spiller, Texas A&M, 11/2/19
Passing Completions: 36, Bailey Zappe, Western Kentucky, 12/3/21
Passing Attempts: 60, Bailey Zappe, Western Kentucky, 12/3/21
Passing Yards: 577, Bailey Zappe, Western Kentucky, 12/3/21
Longest Passing Completion: 85 (TD), Anu Solomon to Cayleb Jones, Arizona, 9/4/14
Passing Touchdowns: 5, Brandon Doughty, WKU, 11/22/14; Bailey Zappe, WKU (10/9/21)
Total Offense: 577, Bailey Zappe, WKU, 12/3/21
Receptions: 16, Jerreth Sterns, WKU, 10/9/21
Receiving Yards: 195, Jerreth Sterns, WKU, 10/9/21
Receiving Touchdowns: 2, Denzel Mims, Baylor, 9/7/19; Marcell Barbee, Texas State, 9/12/20; Gerrit Prince, UAB, 10/3/20; Jerreth Sterns, WKU, 10/9/21; Jerreth Sterns, WKU, 12/3/21; Mitchell Tinsley, WKU, 12/3/21
Tackles: 18, Trey Baldwin, Louisiana Tech, 10/24/20
Tackles For Loss: 4.5, Larry Ogunjobi, Charlotte, 11/14/15; Myles Garrett, Texas A&M, 11/19/16
Sacks: 4.5, Myles Garrett, Texas A&M, 11/19/16
Forced Fumbles: 2, (3x), last Nick Gathrite, UTEP, 10/25/14
Fumble Recoveries: 2, Bene Benwikere, San Jose State, 10/20/12; Deric Robertson, Oklahoma State, 9/19/15
Interceptions: 2, Kenneth Jenkins, Sam Houston State, 10/1/11; Terrell Pinson, Louisiana Tech, 10/18/14
Longest Interception Return: 96 (TD), William Jackson, Houston, 9/28/13
Interception Touchdowns: 1, (11x), last, Ezekiel Barnett, Louisiana Tech, 10/24/20
Extra Points: 8 (of 8), Ben Grogan, Oklahoma State, 9/7/13 & 9/19/15; Jonathan Barnes, Louisiana Tech, 11/12/16
Field Goals: 4, (6x), last, Jacob Barnes, Louisiana Tech, 10/24/20
Longest Field Goal: 54, Zane Gonzalez, Arizona State, 9/16/16
Kickoffs: 10, Ben Grogan, Oklahoma State, 9/19/15; Jonathan Barnes, Louisiana Tech, 11/12/16
Touchbacks: 9, Nick Vogel, UAB, 11/3/18
Kickoff Returns: 7, Stanley Johnson, Bacone, 9/24/11
Kickoff Return Yards: 167, Walter Dawn, UTEP, 11/14/20
Longest Kickoff Return: 100 (TD), Autrey Golden, UTEP, 9/21/13
Punts: 10 (2x) last Charlie Mendez, Rice, 10/16/21
Longest Punt: 74, Marcus Ripley, Texas State, 9/23/17
Punt Returns: 5, Brandon Closner, Sam Houston State, 10/1/11
Punt Return Yards: 149, Jeremiah Haydel, Texas State, 9/12/20
Longest Punt Return: 91, Jeremiah Haydel, Texas State, 9/12/20
Blocked Kicks: 1, (12x) last Zaylin Wood, Middle Tennessee, 9/18/21

« THE LAST TIME »

SURPASSED 500-YARDS TOTAL OFFENSE

By UTSA 556, vs. WKU (12/3/21)

By Opp. 577, WKU (12/3/21)

UNPASSED 600-YARDS TOTAL OFFENSE

By UTSA 624, vs. North Texas (11/28/20)

By Opp. 670, WKU (10/9/21)

SCORED 50+ MORE POINTS

By UTSA 52, at WKU (10/9/21)

By Opp. 63, Baylor (9/07/19)

TEAM RUSHED FOR 300 YARDS

By UTSA 304, vs. WKU (12/3/21)

By Opp. 340, North Texas (11/27/21)

50+ RUSHES

By UTSA 54, vs. WKU (12/3/21)

By Opp. 60, North Texas (11/27/21)

5+ RUSHING TDS

By UTSA 5, vs. WKU (12/3/21)

By Opp. 6, North Texas (11/27/21)

TEAM PASSED FOR 500 YARDS

By UTSA N/A

By Opp. 577, WKU (12/3/21)

100-YARD RUSHER

By UTSA 204, Sincere McCormick, vs. WKU (12/3/21)

By Opp. 146, Ikaika Ragsdale, North Texas; 108, DeAndre Torrey, North Texas (11/27/21)

TWO 100-YARD RUSHERS

By UTSA Sincere McCormick (189) & Lowell Narcisse (115), at UTEP (10/5/19)

By Opp. 146, Ikaika Ragsdale, North Texas; 108, DeAndre Torrey, North Texas (11/27/21)

THREE 100-YARD RUSHERS

By UTSA N/A

By Opp. N/A

200-YARD RUSHER

By UTSA 204, Sincere McCormick, vs. WKU (12/3/21)

By Opp. 217, Isaiah Spiller, Texas A&M (11/2/19)

50-YARD RUSH PLAY

By UTSA 52, B.J. Daniels, vs. UTEP (11/14/20)

By Opp. 54, Israel Tucker, LA Tech (11/30/19)

60-YARD RUSH PLAY

By UTSA 65, Sincere McCormick, vs. WKU (12/3/21)

By Opp. 66, Anthony Adkins, Army (10/17/20)

70-YARD RUSH PLAY

By UTSA 75, Sincere McCormick, at UTEP (11/6/21)

By Opp. 73, Spencer Brown, UAB (10/3/20)

80-YARD RUSH PLAY

By UTSA 81, Sincere McCormick vs. Rice (10/16/21)

By Opp. 89, Ito Smith, Southern Miss (10/07/17)

90-YARD RUSH PLAY

By UTSA 92 yards, Jarveon Williams vs. Southern Miss (10/08/16)

By Opp. N/A

THREE RUSHING TDS

By UTSA 3, Sincere McCormick, vs. WKU (12/3/21)

By Opp. 3, DeAndre Torrey, North Texas (11/27/21)

300-YARD PASSER

By UTSA 323, Frank Harris, vs. UAB (11/20/21)

By Opp. 307, Cameron Friel, UNLV (10/2/21)

400-YARD PASSER

By UTSA N/A

By Opp. 577, Brailey Zappe, WKU (12/3/21)

SCORED ON OVER A 70-YARD PASS PLAY

By UTSA 73 yards, Dalton Sturm to Kerry Thomas Jr. vs. Charlotte (11/26/16)

By Opp. 74 yards, Dylan Hopkins to Tre Shropshire, UAB (11/20/21)

THREE OR MORE TD PASSES

By UTSA 3, Frank Harris vs. UAB (11/20/21)

By Opp. 3, J'MarSmith, LA Tech (11/30/19)

FOUR OR MORE TD PASSES

By UTSA 6, Frank Harris at WKU (10/9/21)

By Opp. 4, Bailey Zappe, WKU (12/3/21)

100-YARD RECEIVER

By UTSA 104, De'Corian Clark, vs. UAB (11/20/21)

By Opp. 179, Jerreth Sterns, WKU (12/3/21); 173, Mitchell Tinsley, WKU (12/3/21)

200-YARD RECEIVER

By UTSA N/A

By Opp. N/A

100 YARDS RECEIVING BY TWO OR MORE PLAYERS

By UTSA Greg Campbell Jr. (108) & Josh Stewart (101) vs. Southern Miss (10/7/17)

By Opp. Jerreth Sterns (179), Mitchell Tinsley (73), WKU (12/3/21)

100 YARDS RUSHING AND 250 YARDS PASSING

By UTSA Frank Harris (262 passing, 104 rushing), vs. SFA (9/19/20)

10 OR MORE RECEPTIONS

By UTSA 10, Zakhari Franklin, at UTEP (11/6/21)

By Opp. 10, Jerreth Sterns, WKU (12/3/21)

THREE OR MORE TD RECEPTIONS

By UTSA De'Corian Clark, at WKU (10/9/21)

By Opp. 3, Denzel Mims, Baylor (9/07/19)

THREE FIELD GOALS

By UTSA 3, Hunter Duplessis, at North Texas (11/27/21)

By Opp. 3, James McCort, Illinois (9/4/21)

FOUR FIELD GOALS

By UTSA 4, Sean Ianno vs. Southern Miss (11/13/14)

By Opp. 4, Jacob Barnes, Louisiana Tech (10/24/20)

50+ YARD FIELD GOAL

By UTSA 51, Hunter Duplessis, vs. UAB (11/20/21)

By Opp. 53, James McCort, Illinois (9/4/21)

MADE 15+ TACKLES

By UTSA 16, Kelechi Nwachuku, vs. Army (10/17/20)

By Opp. 18, JJ Russell, Memphis (9/25/21)

TEAM INTERCEPTED THREE PASSES

By UTSA 3, at UAB (10/3/20)

By Opp. 4, vs. FIU (11/10/18)

BLOCKED KICK (PUNT/FG/PAT) RETURNED FOR SCORE

By UTSA [FG] Michael Egwaugu [82-yard return]

(blocked by Kevin Strong Jr., at Louisiana Tech (11/12/16)

By Opp. [PUNT] Markell Rice [8-yard return]

(blocked by Chris Williams, McMurry (9/10/11)

BLOCKED FIELD GOAL

By UTSA Tariq Woolen, at Marshall (11/17/18)

By Opp. Zaylin Wood, Middle Tennessee (9/18/21)

BLOCKED POINT AFTER TOUCHDOWN

By UTSA Peter Gray, vs. Middle Tennessee (9/25/20)

By Opp. Ryan Duran, Army (10/17/20)

SCORED A SAFETY

By UTSA vs. Texas State (9/22/18)

By Opp. Colorado State (9/26/15)

PUNT RETURNED FOR TD

By UTSA Sheldon Jones (76 yards), vs. Lamar (9/11/21)

By Opp. Grayland Arnold (73 yards) at Baylor (9/07/19)

INTERCEPTION RETURNED FOR TD

By UTSA Dadrion Taylor (51 yards), at Louisiana Tech (10/23/21)

By Opp. Ezekial Barnett (60 yards), Louisiana Tech (10/24/20)

FUMBLE RETURNED FOR TD

By UTSA Charles Wiley (44 yards), vs. Lamar (9/11/21)

By Opp. Juwan Foggle (3 yards), Charlotte (11/26/16)

60+ YARD PUNT

By UTSA 63, Lucas Dean, at North Texas (11/27/21)

By Opp. 66, Charlie Mendes, Rice (10/16/21)

70+ YARD PUNT

By UTSA 73, Lucas Dean, UAB (11/20/21)

By Opp. 74, Marcus Ripley, Texas State (9/23/17)

RECORDED 20 OR MORE FIRST DOWNS

By UTSA 28, vs. WKU (12/3/21)

By Opp. 26, WKU (12/3/21)

RECORDED 30 OR MORE FIRST DOWNS

By UTSA 32, at WKU (10/9/21)

By Opp. 35, WKU (10/9/21)

LIMITED OPPONENT TO LESS THAN 100 YARDS RUSHING

By UTSA -9, vs. WKU (12/3/21)

By Opp. 78, Louisiana Tech (10/24/20)

LIMITED OPPONENT TO LESS THAN 100 YARDS PASSING

By UTSA 52, vs. Southern Miss (11/13/21)

By Opp. 53, Army (10/17/20)

PLAYED AN OVERTIME GAME

2 OT, at Texas State (9/12/20)