



# UTSA ROADRUNNERS BASKETBALL

**ATHLETICS COMMUNICATIONS CONTACTS:** Brent Ingram (brent.ingram@utsa.edu; C: 210-845-8651 or Brady Meister brady.meister@utsa.edu; C: 712-870-3423)

## NOVEMBER (5-3)

09	TRINITY [Texas]	W, 97-66
12	at Oklahoma	L, 96-44
15	TEXAS A&M-COMMERCE	L, 65-62
16	DENVER ^	W, 78-64
17	IUPUI ^	W, 60-57
21	TEXAS A&M-COPRUS CHRISTI ^	L, 77-58
24	LAMAR	W, 79-73
29	ST. MARY'S	W, 75-65

## DECEMBER (1-3)

02	at Grand Canyon	L, 74-71
11	vs. Sam Houston #	W, 78-73
17	UTRGV	L, 68-50
21	at Illinois State	L, 81-64
22	OUR LADY OF THE LAKE PPD (OLLU COVID)	
30	at Middle Tennessee *	PPD (MT COVID)

## JANUARY (2-8)

01	at UAB *	L, 87-59
03	DALLAS CHRISTIAN	W, 101-48
06	SOUTHERN MISS *	L, 74-73
08	LOUISIANA TECH *	L, 79-63
13	at Old Dominion *	L, 83-51
15	at Charlotte *	L, 62-53
20	at UTEP *	L, 69-64
23	UTEP *	L, 59-54
27	FIU *	W, 73-66
29	FLORIDA ATLANTIC *	L, 73-64

## FEBRUARY (1-6)

03	at Rice *	L, 91-78
05	at North Texas *	L, 69-45
07	at Middle Tennessee *	L, 84-75
12	WESTERN KENTUCKY *	L, 71-65
17	at Southern Miss *	W, 98-79 (ot)
19	at Louisiana Tech *	L, 95-71
24	UAB *	L, 68-56

## MARCH (0-0)

03	NORTH TEXAS *	7 p.m.
05	RICE *	2 p.m.
09	C-USA First Round !	TBD
10	C-USA Quarterfinals !	TBD
11	C-USA Semifinals !	TBD
12	C-USA Championship !	TBD

### Home Game at the Convocation Center

^ - 210 San Antonio Shootout (San Antonio, Texas)

\* - Conference USA Game

! - Conference USA Championship (Frisco, Texas)

All times CENTRAL

Dates and times subject to change



## UTSA ROADRUNNERS

(9-20, 2-14 C-USA)



## NORTH TEXAS MEAN GREEN

(22-4, 15-1 C-USA)

7 p.m. • March 3

Convocation Center • San Antonio

## HEADLINES AND STORYLINES

- The Roadrunners have two regular-season games remaining, hosting North Texas on Thursday and Rice on Saturday.
- UTSA will face Southern Miss at 7 p.m. in the first round of the C-USA Championships next Tuesday in Frisco.
- Jacob Germany owns eight double-doubles on the year and leads the team in points and rebounds.
- Germany ranks among the program leaders in points scored, rebounds and blocks.
- UTSA is in the midst of an exciting time on campus as the move to The American Conference was announced in the fall of 2021. UTSA has been a member of Conference USA since 2014 after a season in the Western Athletic Conference following a long history in the Southland.
- The Roadrunners are replacing the two top scorers in program history in 2021-22, in guards Jhivvan Jackson and Keaton Wallace. The pair rank 1-2 in the UTSA record books in career scoring, with Jackson totaling the 52nd most points in college basketball history and Wallace chipping in 2,080 points, the 458th most in NCAA annals.
- UTSA is under the direction of sixth-year head coach Steve Henson, a member of the Kansas State Athletics Hall of Fame and the 2017-18 C-USA Coach of the Year. Henson played seven seasons in the NBA and is one of 24 current head coaches in the NCAA who played in the NBA.

## SETTING THE SCENE

**Live video** ESPN+  
Lincoln Rose (play-by-play)  
LaDarrin McLane (analyst)  
Jazz Wormley (sideline)

**Radio** Ticket 760 AM  
Andy Everett (play-by-play)  
Tim Carter (analyst)  
Pregame show starts 30 minutes before tipoff

**Series vs. UNT:** UNT leads, 18-12  
**Last Meeting:** UNT won, 68-56  
Feb. 3, 2022 (Denton)

## UTSA HEAD COACH STEVE HENSON

(Kansas State, 1990)

**Career Record:** 88-99 (6th year)

**UTSA Record:** same  
vs. UNT: 2-7

## UNT HEAD COACH GRANT MCCASLAND

(Baylor, 1999)

**Career Record:** 121-67 (6th year)

**UNT Record:** 101-55 (5th year)  
vs. UTSA: 5-3

## WE ARE UTSA

When referencing University of Texas at San Antonio Athletics, PLEASE USE THE ACRONYM **UTSA** AND THE NICKNAME **ROADRUNNERS**. Please refrain from using UT-San Antonio, Texas-San Antonio, UT-SA, or any other variation.



## UTSA ROADRUNNERS AT A GLANCE

Potential Starters	Pos.	Ht.	Wt.	Cl.-Exp.	Hometown	G-GS	PPG	RPG	Other
1 Darius McNeill	G	6-3	185	Sr.-TR	Houston, Texas	26-19	6.5	2.5	42.5% FG
10 Erik Czumbel	G	6-3	200	Jr.-2L	Verona, Italy	29-13	3.9	2.4	75-30 asst.-turn. ratio
11 Lachlan Bofinger	F	6-6	220	So.-1L	Sydney, Australia	29-9	3.2	3.8	14.8 mpg
24 Jacob Germany	C	6-11	235	Jr.-2L	Kingston, Okla.	29-29	14.7	7.2	8 double-doubles
32 Isaiah Addo-Ankrah	G	6-6	200	So.-1L	Houston, Texas	19-3	5.1	1.5	41.2% from 3
Key Reserves	Pos.	Ht.	Wt.	Cl.-Exp.	Hometown	G-GS	PPG	RPG	Other
3 Dhieu Deing	G	6-5	180	Jr.-TR	High Point, N.C.	22-13	14.4	5.5	53 made 3's
4 Josh Farmer	G	6-9	195	Fr.-HS	Houston, Texas	22-0	2.4	2.4	9.6 mpg
12 Phoenix Ford	F	6-8	225	R-Sr.-2L	St. Petersburg, Fla.	26-6	2.5	3.4	42 off. reb.
20 Lamin Sabally	G	6-7	195	Fr.-HS	Berlin, Germany	20-10	3.1	2.7	12.8 mpg
22 Christian Tucker	G	6-3	170	Fr.-HS	Chandler, Ariz.	22-6	3.8	1.6	15.7 mpg

## THE UTSA BASKETBALL SHOW

### SELECTED DATES

Hosted by Andy Everett, **The UTSA Basketball Show** airs on select days during the Conference USA season. Fans can join the show live at the SandBox, at the corner of Babcock and UTSA Blvd. via a live stream on the UTSA Athletics Facebook page, or tune in to The Ticket 760 and Ticket760.com and everywhere fans want to listen via the free all-in-one iHeartRadio app.

March 7





**Isaiah Addo-Ankrah**  
G, 6-6, 200, So.  
Houston, Texas




**Aleu Aleu**  
G/F, 6-8, 180, Jr.  
Austin, Texas



**Cedrick Alley Jr.**  
F, 6-6, 230, Sr.  
Houston, Texas



**Lachlan Bofinger**  
F, 6-6, 220, So.  
Sydney, Australia




**Erik Czumbel**  
G, 6-3, 200, Jr.  
Verona, Italy



**Dhiu Deing**  
G, 6-5, 175, Jr.  
High Point, N.C.



**Josh Farmer**  
F, 6-9, 195, Fr.  
Houston, Texas



**Phoenix Ford**  
F, 6-8, 225, R-Sr.  
St. Petersburg, Fla.



**Jacob Germany**  
C, 6-11, 235, Jr.  
Kingston, Okla.



**Artan Jabbar**  
G, 5-11, 185, Jr.  
Fort Worth, Texas



**Azavier Johnson**  
G, 6-5, 205, Fr.  
Las Vegas, Nev.



**Darius McNeill**  
G, 6-3, 185, Sr.  
Houston, Texas



**Adrian Rodriguez**  
F, 6-7, 245, R-Sr.  
Tulsa, Okla.



**Lamin Sabally**  
G, 6-7, 195, Fr.  
Berlin, Germany



**Christian Tucker**  
G, 6-3, 170, Fr.  
Chandler, Ariz.



**Steve Henson**  
Head Coach  
Sixth Year



**Mike Peck**  
Associate Head Coach  
Sixth Year



**Scott Thompson**  
Assistant Coach  
Sixth Year



**Adam Hood**  
Assistant Coach  
Sixth Year



**Jeff Luster**  
Director of Operations  
Seventh Year




**Joseph Klein**  
Graduate Assistant Manager  
First Year



**Christian Wood**  
Director of Basketball Performance  
Third Year



**Josh Modica**  
Athletics Trainer  
Ninth Year



**Weston Kartes**  
Video Coordinator  
First Year



(AS OF FEB. 28)

### Western Division

Rk.	Institution	C-USA	Overall
1.	North Texas	15-1	22-4
2.	UAB	12-4	22-7
3.	Louisiana Tech	11-5	20-8
4.	UTEP	9-7	16-2
5.	Rice	7-9	15-13
6.	UTSA	2-14	9-20
7.	Southern Miss	1-15	6-23

### Eastern Division

Rk.	Institution	C-USA	Overall
1.	Middle Tennessee	13-3	22-7
2.	WKU	9-7	17-12
3.	Florida Atlantic	9-7	16-13
4.	Charlotte	8-8	15-13
5.	Old Dominion	7-9	12-17
6.	FIU	5-11	15-14
7.	Marshall	4-12	11-18



## UTSA QUICK FACTS

### GENERAL INFORMATION

<b>Name of Institution:</b> The University of Texas at San Antonio
<b>Location:</b> San Antonio, Texas
<b>Founded:</b> 1969
<b>Enrollment:</b> 34,742
<b>Nickname:</b> Roadrunners
<b>School Colors:</b> Navy Blue (PMS 289), Orange (PMS 1665) & White
<b>Arena (Capacity):</b> Convocation Center (2,650)
<b>Year Opened:</b> 1975
<b>Conference:</b> Conference USA
<b>President:</b> Dr. Taylor Eighmy (Tufts, 1980)
<b>Director of Athletics:</b> Dr. Lisa Campos (Colorado State)
<b>Athletic Department Phone:</b> 210.458.4161
<b>Ticket Office Phone:</b> 210.458.UTSA (8872)

### TEAM INFORMATION

<b>2020-21 Overall Record:</b> 15-11
<b>Home:</b> 12-2
<b>Away:</b> 2-8
<b>Neutral:</b> 1-1
<b>Conference Record/Finish:</b> 9-7/7th
<b>Lettermen Returning/Lost:</b> 9/5
<b>Starters Returning/Lost:</b> 2/3
<b>Newcomers:</b> 7

### HISTORY

<b>First Year of Basketball:</b> 1981-82
<b>All-Time Record:</b> 601-607
<b>All-Time Conference USA Record -- since 2013-14:</b> 52-86
<b>All-Time Conference USA Tournament Record -- since 2013-14:</b> 3-8
<b>Conference Regular Season Championships:</b> 3
1990-91 (Trans America Athletic Conference) • 1991-92 (Southland Conference) • 2003-04 (Southland)
<b>Conference Tournament Championships:</b> 4
1988 (Trans America Athletic Conference) • 1999 (Southland Conference) • 2004 (Southland) • 2011 (Southland)
<b>NCAA Tournament Appearances/Record:</b> 4/1-4 (.200)
1988 • 1999 • 2004 • 2011

## 2021-22 UTSA ROADRUNNERS

No.	Name	Pos.	Ht.	Wt.	Yr.-Exp.	Hometown/Previous School
0	Cedrick Alley Jr.	F	6-6	230	R-Sr.-1L	Houston, Texas/Klein Forest HS/Houston
1	Darius McNeill	G	6-3	185	Sr.-TR	Houston, Texas/Westfield HS/Cal/SMU
2	Aleu Aleu	G/F	6-8	180	Jr.-TR	Austin, Texas/Austin HS/Temple CC
3	Dhieu Deing	G	6-5	175	Jr.-TR	High Point, N.C./High Point Central HS/USC Aiken/Dodge City
4	Josh Farmer	F	6-9	195	Fr.-HS	Houston, Texas/Sharpstown HS
5	Azavier Johnson	G	6-5	205	Fr.-HS	Las Vegas, Nev./Faith Lutheran HS
10	Erik Czumbel	G	6-3	200	Jr.-2L	Verona, Italy/Liceo Leonardo da Vinci
11	Lachlan Bofinger	F	6-6	220	So.-1L	Sydney, Australia/Montverde Academy (Fla.)
12	Phoenix Ford	F	6-8	225	R-Sr.-2L	St. Petersburg, Fla./St. Petersburg HS/Richmond/Mississippi Gulf Coast
13	Artan Jabbar	G	5-11	185	Jr.-1L	Fort Worth, Texas/Southwest Christian School/Dallas Baptist
20	Lamin Sabally	G	6-7	195	Fr.-HS	Berlin, Germany/Bella Vista [Ariz.] Prep
22	Christian Tucker	G	6-3	170	Fr.-HS	Chandler, Ariz./Gilbert Perry HS
24	Jacob Germany	C	6-11	235	Jr.-2L	Kingston, Okla./Kingston HS
25	Adrian Rodriguez	F	6-7	245	R-Sr.-3L	Tulsa, Okla./Union HS
32	Isaiah Addo-Ankrah	G	6-6	200	So.-1L	Houston, Texas/Second Baptist HS

**Head Coach:** Steve Henson (Sixth season • Kansas State, 1990)

**Associate Head Coach:** Mike Peck (Sixth season • Northwood, 1993)

**Assistant Coach:** Scott Thompson (Sixth season • Mississippi, 2002)

**Assistant Coach:** Adam Hood (Sixth season • Air Force, 2008)

**Director of Operations:** Jeff Luster (Seventh season • Tabor College, 1996)

**Athletic Trainer:** Josh Modica (Ninth season • Missouri State, 2010)

**Director of Basketball Performance:** Christian Wood

(Third season • Our Lady of the Lake University, 2017)

**Video Coordinator:** Weston Kartes (First season • Alma College, 2016)

**Graduate Assistant Manager:** Joseph Klein (First season • Arizona, 2021)

**Student Managers:** Ethan Gager, Jordan Litofsky, Todd Torres

### PRONUNCIATION GUIDE

2	Aleu (AHH-ley-you) Aleu (AHH-ley-you)
3	Dhieu (Dill) Deing (DING)
4	Artan (ARR-tin) Jabbar (JAH-bar)
5	Azavier (like A-Xavier) Johnson
10	Erik Czumbel (ZUM-bel)
11	Lachlan (LOCK-lan) Bofinger (BOFF-in-JER)
20	Lamin (LAY-men) Sabally (SAH-buh-lee)
32	Isaiah Addo-Ankra (AHH-do AN-krah)

## SETTING THE STAGE

- UTSA men's basketball will face off with first-place North Texas in the first of two home games to conclude the regular-season this week, with tip-off slated for 7 p.m. at the Convocation Center. The game will be broadcast live on ESPN+ with Lincoln Rose (play-by-play), LaDarrin McLane (analyst) and Jazz Wormley (sideline) and Ticket 760 AM, with the Voice of the Roadrunners, Andy Everett (play-by-play) and Tim Carter (analyst) calling the action.
- UTSA (9-20, 2-14 Conference USA) will face North Texas on Thursday before concluding the regular-season slate with Rice on Saturday. The Roadrunners will then face Southern Miss on Tuesday in the first round of the Conference USA Championship, held at The Star in Frisco.
- The Roadrunners are coming off a one-game week last week that saw 20-win UAB post a 68-56 win over UTSA on Thursday.

## LEADING THE RUNNERS

- UTSA averages 67.6 points, 39.1 rebounds, 11.4 assists, 5.8 steals and 2.7 blocks per game as a team, shooting 39 percent from the field and 29.1 percent from deep. Opponents are scoring 73 points per game, shooting 45.7 percent from the field and 36 percent from 3-point range.
- UTSA is led in scoring by junior center Jacob Germany, who averages 14.7 points and 7.2 rebounds per game, shooting 48 percent from the field and 71.8 percent from the line. Junior guard Dhieu Deing averages 14.4 points and 5.5 rebounds per game, while senior guard Darius McNeill chips in 6.5 points and 2.5 rebounds per outing. Sophomore guard Isaiah Addo-Ankrah has shot 41.2 percent from deep and averages 5.1 points per game.

## SERIES HISTORY, LAST MEETING

- North Texas leads the all-time series with UTSA 18-12 with the series tied 8-8 in games played in San Antonio. The teams split the meetings in San Antonio last year, with UTSA claiming the finale, 77-69 behind an explosive outing from Jhivvan Jackson. In the meeting earlier in 2021-22, North Texas won, 69-45 in Denton.

## SCOUTING THE MEAN GREEN

- North Texas (22-4, 15-1 C-USA) enters the matchup having won 14 consecutive games, including a sweep at home vs. Southern Miss and Louisiana Tech last week. The Mean Green last lost vs. UAB on Jan. 6 in Denton, their lone loss in conference play this year.
- UNT averages 66 points per game, shooting 44.7 from the field and 37.1 percent from deep, also averaging 33.7 rebounds, 11.3 assists, 7.0 steals and 2.8 blocks per game. The Mean Green play the slowest pace in college basketball – ranking 358 out of 358 D1 teams in pace of play.
- The Mean Green are led by guard Tylor Perry, who averages a club-high 13.8 points and 2.7 rebounds per game. Thomas Bell averages 12.2 points and 6.7 rebounds per game, with Abou Ousmane sporting 10.5 points and 6.0 rebounds per game. Mardrez McBride averages 10.4 points and 3.0 rebounds per game, with Rubin Jones chipping in 8.2 points and 3.0 rebounds per game.





### LAST TIME OUT

UAB 68, UTSA 56 // FEB. 24, 2022 // SAN ANTONIO // CONVOCATION CENTER

Score by Periods	1st	2nd	Total	GAME LEADERS	UTSA	UAB
UAB	37	31	68	Points	Deing - 16	Walker - 14
UTSA	30	26	56	Rebounds	Germany - 7	Jemison - 12
				Assists	Czumel - 6	2 with 3

**SAN ANTONIO** -- Second-place UAB used a strong run to open the second half to pull away from UTSA men's basketball and post a 68-56 win over the Roadrunners, on Thursday night at the Convocation Center.

UTSA (9-20, 2-14 Conference USA) fell to UAB (21-7, 11-4 C-USA), the second-place team in the C-USA West Division as the Blazers were able to use a first-half 15-3 run to fuel a winning effort. UAB erased a 14-13 UTSA lead and built an 11-point margin with seven minutes left in the first half and then used nine of the first 11 points of the second half to build a double-digit lead and post the win.

A native of Kingston, Okla., Germany scored in double figures for the 23rd time in 29 games in 2021-22, going for 14 points and seven rebounds. Dhieu Deing chipped in 16 points and five rebounds.

Isaiah Addo-Ankrah finished with six points on two made 3-pointers. Darius McNeill had eight points and two rebounds. Erik Czumel had a game-leading six assists, adding seven points and four rebounds.

The Roadrunners shot 37 percent in the game, going 8 of 22 from deep, while UAB shot 45 percent with three made 3-pointers. The battle on the glass was won by UAB, 37-31. The Blazers scored 42 points in the paint.

UAB was led by Ole Miss transfer KJ Buffen, who had 16 points. Tulane transfer Jordan Walker, a front runner for C-USA Player of the Year with an average over 19 points per game, finished with 13 points. Clemson transfer Trey Jemison finished with 12 rebounds and 10 points.

### COVID, INJURIES HIT IN JANUARY

- The Roadrunners have been bit by some adversity in their roster construction in 2021-22 and have battled injuries, COVID-19 concerns and several other obstacles. UTSA played its two-game week with UTEP at a significant disadvantage in terms of players, traveling six scholarship athletes - and seven total athletes - to El Paso, site of a five-point loss, before getting to seven scholarship athletes and eight total players for the return trip to host UTEP, a five-point loss. UTSA has seen junior forward/guard Aleu Aleu suffer a season-ending injury, also losing its leading rebounder at the time Cedrick Alley Jr. to academic ineligibility. In addition, UTSA guard Dhieu Deing, at the time UTSA's leading scorer, left the program for a seven-game span, before returning on Jan. 27.

### DEING A SCORING THREAT

- Junior guard Dhieu Deing has an ability to fill up the scorecard with scoring punch. He has scored in double figures in 15 of his 22 games and in the first 10 games of his UTSA career. Deing has scored 20+ points in three games and owns a 27 point and three games of 26 points.

### GERMANY POSTING DOUBLE-DOUBLES

- Junior center Jacob Germany owns eight double-doubles on the year, a new career best for the Kingston, Okla., native. A 6-foot-11 former four-star recruit, Germany has 14 double-doubles in his career. He also has seven games where he missed out on a double-double by one or two rebounds.

### DARIUS FINDS HIS FOOTING

- Senior guard Darius McNeill has found his footing as a key impact player in conference play. The 6-foot-3 transfer from Cal and SMU has averaged 7.9 points and 2.9 rebounds per game in league action, starting 12 of 15 games, and averages 6.5 points and 2.5 rebounds overall. He had a major impact during the UTEP week that saw UTSA limited in terms of players, averaging 19.5 points over two games, including a 20 point and 19 point outburst. McNeill, a transfer from Cal and SMU, is a former four-star and top-100 recruit out of Houston.

### ISAIAH ADDO-ANKRAH SPLASHES ONTO SCENE

- With UTSA traveling to UTEP on Jan. 20 with just six scholarship players due to injuries and COVID-19 concerns, the Roadrunners threw sophomore guard Isaiah Addo-Ankrah, a 6-foot-6 walk-on, into the playing rotation. Addo-Ankrah staked a claim to playing time in that game and in the following home outing vs. the Miners. A hard worker and an infectious personality, he has found a key role as a sharpshooter off the bench and has splashed 26 3-pointers on the year and is shooting 40 percent from range.

### UTSA'S RECORD ...

SITUATION	2021-22	HENSON ERA
Overall	9-20	88-99
at home	7-9	63-27
on the road	1-11	19-58
neutral site	1-0	5-14
overtime games	1-0	5-4
decided by 10 pts. or less	5-9	42-46
decided by 5 pts. or less	2-2	17-17
following a win	2-7	41-49
following a loss	6-12	46-48
in November	5-3	16-22
in December	1-3	19-16
in January	2-8	23-30
in February	1-6	20-20
in March	0-0	10-11
Sunday	0-2	7-5
Monday	2-2	4-6
Tuesday	2-1	4-5
Wednesday	2-0	10-10
Thursday	2-6	21-30
Friday	0-2	8-9
Saturday	1-7	34-34
leads at half	7-3	69-21
trails at half	1-16	14-73
tied at half	1-1	5-4
scores less than 60	0-9	0-13
scores 60-69	1-6	14-38
scores 70-79	5-5	28-27
scores 80-89	0-0	19-10
scores 90+	3-0	23-2
opp. scores less than 60	1-1	19-3
opp. scores 60-69	5-6	31-13
opp. scores 70-79	2-7	28-33
opp. scores 80-89	0-4	7-30
opp. scores 90+	0-3	1-18
outrounds opponent	6-8	65-28
opponent outrounds	4-11	22-62
rebounds are equal	0-0	2-7
shooting 50%+ FG	0-1	27-2
shooting less than 50% FG	9-19	62-96
opp. shooting 50%+ FG	0-8	3-33
opp. shooting less than 50% FG	9-12	84-66
shooting 40%+ FG	7-7	67-39
opp. shooting 40%+ FG	6-16	42-84
shooting less than 40% FG	2-13	16-60
opp. shooting less than 40% FG	3-3	43-9
more FTA than opponent	8-7	38-17
fewer FTA than opponent	1-11	37-75
equal FTA	0-0	4-4
more TO than opponent	2-11	32-49
fewer TO than opponent	7-9	50-43
equal TO	0-0	6-7
games decided by 1-3 pts.	1-3	11-14
games decided by 4-6 pts.	3-3	18-12
games decided by 7-10 pts.	1-3	14-24
games decided by 11+ pts.	4-11	44-48

### STARTING LINEUP IN FLUX

- UTSA has used 14 different starting lineups through 29 games in 2021-22 and own 13 different starting lineups over the last 19 contests.

### REBOUNDING AMONG THE ELITE

- As of Feb. 28, UTSA ranks among the NCAA leaders in rebounds, offensive rebounds and rebounds per game. UTSA checks in No. 9 in the nation in offensive rebounds per game and No. 28 in total rebounds, also ranking 28th in rebounds per game.

### TUCKER FORCES WAY INTO THE ROTATION

- UTSA freshman guard Christian Tucker has forced his way into the playing rotation. A walk-on from Chandler, Ariz., Tucker has started five straight games as the lead point guard for the Roadrunners. He has averaged five points and four rebounds per game, owning a 16-10 assist-turnover ratio. Tucker is not a wide-eyed freshman and plays with a toughness, showcasing an ability to get to the line with hard-nosed drives. He comes from a basketball family as his father has served as the Director of Security for NBA teams including the Phoenix Suns and the Portland Trailblazers.

### SABALLY A BASKETBALL FAMILY

- UTSA freshman guard Lamin Sabally has become a key contributor for the Roadrunners in 2021-22. The 6-foot-7 native of Berlin, Germany has started 10 of the 19 games he has played. Sabally comes from a deep basketball family, as his older sister, Satou was the No. 2 overall pick in the 2020 WNBA Draft out of Oregon, currently playing for the Dallas Wings. His younger sister, Nyara, is a 6-5 forward at Oregon. Sabally moved to the Phoenix area in 2019 from Berlin, Germany, where he was rated as the 12th best prospect in Arizona and the 45th best small forward prospect in the nation as a high school senior by 247sports.

### RETURNING FROM THE 2020-21 ROSTER

- UTSA returns several key contributors from a 2020-21 team that went 15-11 and 9-7 in league play to finish seventh overall in the standings. The Roadrunners must replace the top two scorers in program history, guards Jhivvan Jackson and Keaton Wallace, but return four players who earned starts last year. Among the returnees, including junior center Jacob Germany, who averaged 10.3 points and 6.0 rebounds per game, starting 24 of 26 games. Senior forward Cedrick Alley Jr., a former Texas Mr. Basketball and transfer from Houston, started 16 of 24 games, averaging 6.3 points and 4.4 rebounds per game. Junior point guard Erik Czumbel made seven starts as a sophomore, with senior forward Phoenix Ford making a pair of starts in the post.
- The Roadrunners averaged 78.8 points per game in 2020-21, allowing 73.3 points. UTSA shot 44.7 percent and 33.4 percent from 3-point range, with a 76.1 percent clip from the free-throw line. Opponents shot 42.3 percent as a team and 33.8 percent from range. UTSA owned a 38.5 average in rebounds per game, with 6.2 steals and 3.2 blocks.

### REPLACING HISTORY

- The major storyline for the Roadrunners in 2021-22 is how will UTSA replace the top two scorers in program history? Four-year starting guards Jhivvan Jackson and Keaton Wallace lit up scoreboards throughout their careers as explosive scoring dynamos. Jackson finished his career tops in program history and 52nd in college basketball history with 2,551 career points. Wallace checked in second in program history and 458th in NCAA history with 2,080 career points. The pair combined as the second-highest scoring duo from the same recruiting class in NCAA history, behind only Duke's Johnny Dawkins and Mark Alaire. For four seasons, UTSA's offense revolved around getting quality looks for the two best scorers in program history and with the pair off to professional basketball, UTSA will have a different look in 2021-22. The Roadrunners will utilize junior center Jacob Germany, an athletic two-year starter, 6-foot-2 scoring guard Jordan Ivy-Curry and senior Cedrick Alley Jr. as key elements in the offense. In addition, UTSA welcomes the addition of senior Darius McNeill, a former four-star recruit who set the Cal program record for freshman 3-pointers, before transferring to SMU last year.

### THE GERM READY TO LEAD

- UTSA's returning leader is junior center Jacob Germany, a 6-foot-11 native of Kingston, Okla. A former four-star recruit, who at the time as the top recruit in program history, Germany has started 34 of 57 games in his two-year career. A remarkable athlete with the ability to jump out of the gym and who is also considered UTSA's fastest player from line-to-line, Germany has developed into a major post threat to score and has worked diligently at expanding his game

as a shooter. After arriving to San Antonio with a projectable frame, Germany has solidified his 235-pound body to more adequately handle the rigors of post play in Conference USA. He averaged 10.3 points and 6.0 rebounds per game last year while playing 21.2 minutes per game. He finished with a 49.1 percent clip from the field overall with five double-doubles. He had a season-best 26 points and 12 rebounds against Florida Atlantic as a sophomore and went for 15 rebounds in a win at Old Dominion as a freshman.

### HENSON IN SIXTH YEAR LEADING ROADRUNNERS

- The Roadrunners are led by sixth-year head coach Steve Henson, the 2017-18 Conference USA Coach of the Year.
- Henson, a former star player at Kansas State (1986-90), took over at UTSA for the 2015-16 season and has quickly transitioned the Roadrunners in an up-tempo, high-scoring offensive unit.
- The native of Kansas took over at UTSA after five years as an assistant at Oklahoma for Lon Kruger. Henson was also on the staff with Kruger for seven seasons at UNLV after a season at South Florida and with the Atlanta Hawks.
- A member of the Kansas State Athletics Hall of Fame who led K-State to four straight NCAA Tournaments, Henson owns program records for assists, assists per game, free-throw percentage, minutes played, minutes per game, starts, consecutive games played and consecutive starts. He ranks among the program best in nine categories, including 3-point field goals and percentage, steals, free throws, scoring and assist to turnover ratio.
- A two-sport standout at K-State, he was a decathlete and placed third as a sophomore and junior at the Big Eight Championships.
- He was a second-round pick of the Milwaukee Bucks in the 1990 NBA Draft – going 44th overall – and played seven years in the NBA and two seasons in Italy and Greece.
- Henson is one of 21 coaches in the NCAA who played in the NBA.
- Henson earned Mr. Basketball honors while playing for his legendary father at McPherson High School.
- Henson has a knack for coaching elite scoring guards, including former Oklahoma standout Buddy Hield.

### RECRUITING SUCCESS

- UTSA has transformed the way the Roadrunners recruit under sixth-year head coach Steve Henson. Henson, along with assistant coaches Mike Peck, Adam Hood and Scott Thompson, have brought in four of the top five recruits in program history. The Roadrunners have three former four-star recruits on the roster in 2021-22, including junior center Jacob Germany, freshman 6-foot-9 forward Josh Farmer and former Cal/SMU transfer Darius McNeill.

### WELCOME TO SAN ANTONIO, DARIUS

- UTSA's roster is buoyed by the addition of former four-star recruit, point guard Darius McNeill in 2021-22. McNeill, a former standout at Houston's Westfield High School, opened his career at Cal after receiving tons of recruiting interest. He set the Bears standard for freshman 3-pointers made, sinking 67 on 35.3 percent shooting. He averaged 11.3 points and 2.9 rebounds per game, with 2.2 assists per outing. McNeill started 30 of 32 games for the Bears as a freshman and had several breakout moments, including splashing a career-high 30 points with six assists vs. Cal State Fullerton in 2017-18. As a sophomore for the Bears, McNeill averaged 11.0 points and 1.4 rebounds per game, starting 28 of 31 outings, shooting 34.9 percent from range. After sitting out the 2019-20 season, McNeill went to SMU during the COVID-impacted 2020-21 campaign, making one start in 12 games, with 7.3 points and 2.6 rebounds per game. He had a 17 point outing at Temple on Dec. 30, and ent for 13 vs. Texas A&M-Corpus Christi and at Dayton.

### WALLACE PLAYS IN SUMMER LEAGUE, DRAFTED INTO G LEAGUE

- UTSA basketball great Keaton Wallace was picked in the second round with the ninth overall selection in the 2021 NBA G League Draft by the Wisconsin Herd and traded to the Los Angeles Clippers affiliate.
- Wallace, a native of Dallas, Texas, played the 2021 NBA Summer League with the Memphis Grizzlies, where had had several breakout moments, including exploding for a team-high 20 points in his summer league debut against the Utah Jazz summer league roster.
- A 6-foot-3 guard who prepped at Richardson High School, Wallace exited his career at UTSA as the second all-time leading scorer in program history, netting 2,080 points in his career. He totaled the sixth-most points in Conference USA history and his total ranked 428th in NCAA basketball history. A four-time All-Conference USA selection, Wallace averaged 11.4 points and 3.1 rebounds per game during an all-freshman team campaign in 2017-18, before going for 20.2 points and 5.0 rebounds per game as a sophomore. He went for 18.8 points and 4.5

rebounds per game as a junior before averaging 16.8 points and 5.5 rebounds, with a career-best 3.4 assists per game in 2020-21.

- He ranks among the UTSA all-time leaders in points, ranking seventh in scoring average (16.8), third in games played (125), four in starts (109), third in free-throw percentage (80.6), seventh in free-throws made (304), second in field goal (715), ninth in rebounds (554) and sixth in assists (355).
- Combining with backcourt mate Jhivvan Jackson, the pair formed the second-highest scoring duo of any single recruiting class in NCAA history, behind only Duke's Johnny Dawkins and Mark Alarie in 1982-83. He was a two-time NABC All-District selection and a five-time C-USA Player of the Week, including when he poured in a career-best 45 points in a win at Marshall as a sophomore.

### ITALIAN CONNECTION

- For each year of the Coach Steve Henson era, UTSA has had an Italian point guard in the mix. For three years, 6-foot-3 guard Giovanni de Nicolao led the team, nightly setting up scoring guards Jhivvan Jackson and Keaton Wallace, and helping pace the defensive sets for an offensively inclined team. After graduating and moving on to professional basketball in Italy, UTSA turned to Verona, Italy, native Erik Czumbel to run the point for much of his first two years on campus. A 6-3 point guard, Czumbel has started 31 games over two seasons. A defensively focused guard, Czumbel has found his 3-point stroke throughout his career, hitting on 37.3 percent of his 3-point attempts, including a 38.5 percent clip in 2020-21.

### THE AMERICAN COMES CALLING

- UTSA is in the midst of the most exciting time in its athletic history during the fall of 2021. The Roadrunners football team has broke into the top-25 for the first time in their 11-year history, sporting an 8-0 record heading into a matchup at UTEP on Nov. 6. UTSA has also announced that it will officially transition into The American Conference in the coming years after functioning as a member of Conference USA since 2014.
- "We are thrilled to be joining The American Conference. Our growth as a university and athletics program has been exciting to be involved in and this is one of the most important days in UTSA history," UTSA head coach Steve Henson said on the day of the announcement. "The American is one of the top basketball conferences in the nation, consistently putting multiple teams into the NCAA Tournament, and we will be honored to have the opportunity to compete in such a basketball-rich league. This is a tremendous opportunity to elevate our brand as a university and provide great opportunities for our student-athletes. We want to thank Dr. Campos and Commissioner Aresco for their vision for the future of our conference and university."

### NEW RACE BUILDING

- The Roadrunners moved into a \$45.4 million facility in the fall of 2021, which includes among others, an academic center, practice fields, sports medicine and strength and conditioning centers, meeting rooms, student-athlete lounges and coaching and staff offices. The basketball staff has taken over the former football building and construction is underway on a new practice court for the facility and a renovated office space for Coach Steve Henson and the staff. It marks a big moment for UTSA athletics, which has been around just since 1981 and has only been playing football since 2011, with the university celebrating a 50th anniversary in 2019-20.

### AUSTRALIAN BRUISER

- The Roadrunners return a sophomore bruiser in the post in 6-foot-6, 220-pound Lachlan Bofinger. A native of Sydney, Australia, who prepped at Montverde Academy in Florida, Bofinger adapted well to collegiate basketball in 2020-21 and has taken steps to improve his skill level entering an encore season. A dedicated force in the weight room, Bofinger has the ability to jump out of the gym and has developed a soft shooting touch in the offseason.

### SCHEDULE FEATURES 18 GAMES AT THE CONVO

- UTSA will play an 18-game home schedule, featuring nine conference games and nine non-conference matchups at the Convocation Center. UTSA's complete schedule is a 31-game slate, with 18 games in league play.
- "Our nonconference schedule, which includes competitive programs from the Big 12, Horizon League, Missouri Valley and WAC, will give us a good opportunity to prepare for the rigors of the C-USA season," Henson said. "One of our goals this year was to create more opportunities to play games in front of our fans in San Antonio and this will mark the most non-conference home games we've had in our time here. We are grateful to our stakeholders for their hard work, creativity and generosity in allowing us the opportunity to play more at the Convocation

Center as we gear up for league play. We're excited to get this team out on the court and continue to progress towards our goals."

### UP-TEMPO STYLE

- A hallmark of Coach Steve Henson's philosophy in building a program is the ability to play a fast-tempo style. The Roadrunners have ranked among the NCAA's top teams for the last four years in pace of play, including checking in 37th in adjusted tempo in 2020-21 according to KenPom rankings. UTSA ranked among the top in college basketball and consistently second or third in Conference USA in pace of play, allowing its student-athletes to play with a free style and showcase their talents to run the floor and shoot 3-pointers.

### CHRISTIAN WOOD MAKING AN IMPACT

- A major impact on the UTSA basketball program has been third-year strength and conditioning coach Christian Wood. Wood, a former basketball standout at Our Lady of the Lake and one-time football athlete at UTSA has been named UTSA's Director of Basketball Performance before the 2021-22 season, focusing specifically on the Roadrunners basketball program. He has helped several athletes transform their frames, including center Jacob Germany, who has been a 235-pound force in the post, sophomore Lachlan Bofinger, a 220-pound Australian bruiser, senior forward Phoenix Ford, a 225 pound post weapon and Cedrick Alley Jr.

### UTSA TO HOST NCAA REGIONAL IN 2021-22

- UTSA will host an NCAA South Regional March 24-26 at the AT&T Center in San Antonio. This comes a year after the Roadrunners served as the host institution for all 64 teams in the women's championship in San Antonio, with the entirety of the tournament moved to the Alamo City for COVID precautions.

### LONE-STAR IMPACT

- UTSA is proud of its Texas roots and that shows in the makeup of the roster. The Roadrunners boast seven members of the 2021-22 roster who hail from Texas, including Isaiah Addo-Ankrah (Houston), Aleu Aleu (Austin), Josh Farmer (Houston), Cedrick Alley Jr. (Houston), Jordan Ivy-Curry (La Marque), Artan Jabbar (Fort Worth) and Darius McNeill (Houston) each count Texas as their home state.

### RODRIGUEZ TO RETIRE FROM BASKETBALL

- UTSA men's basketball fifth-year senior forward Adrian Rodriguez has elected to retire from basketball for medical reasons.
- "Today is a hard day as I'm announcing that I am completing my career as a Roadrunner due to

## STEVE HENSON VS. OPPONENTS

OPPONENT	HENSON
Arkansas	0-1
Bethany, KS	2-0
Bradley	0-1
Charlotte	3-3
Coastal Carolina	0-1
Dallas Christian	1-0
Denver	1-0
East Central	1-0
FIU	6-4
Florida Atlantic	4-8
FGCU	1-0
Fresno State	0-1
Grand Canyon	0-1
Houston Baptist	2-0
Illinois-Chicago	0-1
Illinois State	1-1
IUPUI	1-0
James Madison	1-0
Lamar	3-1
Louisiana Tech	3-9
Marshall	3-4
Middle Tennessee	1-6
Nebraska	0-1
North Texas	2-7
Oklahoma	0-5
Oklahoma State	0-1
Old Dominion	3-5
Oregon State	0-3
Ottawa, AZ	1-0
Our Lady of the Lake	2-0
Prairie View A&M	1-1
Rice	5-4
Sam Houston State	1-1
Southeastern Oklahoma State	1-0
Southwestern Adventist	1-0
Southern Miss	7-6
St. Edward's	0-1
St. Mary's	1-0
South Dakota State	0-1
Sul Ross State	1-0
Texas A&M-Commerce	0-1
Texas A&M Corpus Christi	3-2
Texas State	3-1
Texas Tech	0-1
Tulsa	0-1
Trinity	1-0
UAB	5-8
UC Irvine	0-1
Utah State	0-1
Utah Valley	1-2
UT Permian Basin	1-0
UTEP	9-6
UTRGV	0-2
Western Kentucky	3-6

medical reasons," Rodriguez said. "I want to thank God for giving me the opportunity to play the game that I love for as long as I have. Without Him none of this would have been possible. I want to give a huge thank you to the Roadrunner Nation for the constant support throughout the years and hope you all have enjoyed it as much as I have. I have made so many life-long friendships throughout my time in a UTSA jersey. I have created amazing relationships with the coaches and staff. It gives me great comfort that I can call on them for anything. All the relationships I have created have only grown stronger through the good times and the bad. These past few years have taught me a lot about myself. During my time with Coach Henson, I have grown not only as a basketball player, but as a man and for that I am eternally grateful. Birds Up!"

- Rodriguez, a native of Tulsa, Okla., has battled injuries throughout his career as a Roadrunner. He suffered a season-ending injury in the season opener of his true freshman season on Nov. 12, 2017, a game that saw him open his career with 10 points and eight rebounds in 14 minutes. He battled back to return to the court for the 2018-19 season, playing in 29 of UTSA's 32 games.
- "Adrian means so much to this program," UTSA head coach Steve Henson said. "He has been so vital to this program and the campus community since arriving here from Tulsa. His work ethic, positive attitude and passion for his school and teammates has been inspirational. After suffering an injury in his first collegiate game, Adrian worked daily at rehab in an effort to be the best teammate he can be and only through his hard work he was able to come back and become a key part of our roster for the last three years. His energy and positivity has been infectious and he has always been there for his teammates. It was a joy to coach him and I will always be in his corner. We know that Adrian is going to be successful in his next stage of life and that he will always be a Roadrunner."

### WIN THE BOARDS, WIN THE GAME

- A hallmark of UTSA head coach Steve Henson's system is the ability to win the battle of the boards. Over his career, UTSA is 65-28 - and went 12-2 in 2020-21 - when winning the rebounding battle. Last year, UTSA ranked No. 38 in the NCAA in rebounds per game and second in the league.

### DEFENDING HOME COURT

- Under head coach Steve Henson, UTSA has posted a 63-27 record at the Convocation Center. The Roadrunners went 11-3 at home in 2016-17, 12-4 in 2017-18, 11-4 in 2018-19, 10-5 in 2019-20 and 12-2 in 2020-21.
- Prior to the Henson era, UTSA last posted consecutive 11-win home campaigns when the program went 11-3 in 2008-09, 2009-10 and 2010-11 as members of the Southland Conference.
- The 1991-92 team was the last Roadrunners squad to win more than 12 games at home, finishing 14-1.

### PECK TO PARTICIPATE IN NEXT UP HEAD COACHES TRAINING INITIATIVE

- UTSA men's basketball associate head coach Mike Peck has been selected as one of 12 participants around collegiate men's and women's basketball for the "Next Up" Head Coaches Training Initiative, announced by The Rising Coaches Diversity, Equity and Inclusion (DEI) Alliance.
- Peck, in his sixth year as UTSA's associate head coach, is a member of the Asian Coaches Association, which is one of 12 organizations that make up the DEI Alliance. The member organizations each nominated two coaches - who are each poised to become head coaches - to represent their groups in the Next Up Initiative. Of the nominees, 12 coaches were selected by a DEI committee to participate in the Next Up Training Initiative in late October.
- Peck, who is charged with assisting in all aspects of the management of the Roadrunner program, works directly as UTSA's guard player development coach, a role that helped in the careers of standouts Jhivvan Jackson and Keaton Wallace. The guard duo became the top two scorers in program history, also ranking as the second-highest scoring pair from any single recruiting class in NCAA history.
- Peck joined the Roadrunners alongside sixth-year head coach Steve Henson in 2016-17 after a diverse coaching resume accrued at all levels of basketball. He spent five years as the head coach at prep powerhouse Findlay Prep in Henderson, Nev., posting a combined 157-8 (.950) record as the winningest head coach in program history, including a perfect 33-0 season in 2009 and three ESPN National High School Championships (2009, 2010, 2012) and a national runner-up finish (2008). He then served as the head coach of the NBA D-League's Idaho Stampede, an affiliate of the Portland Trail Blazers, from 2012-14. He also served as an assistant coach at Santa Clara (2015-16), UNLV (2003-06), Saginaw Valley State (1998-03) and Northwood University (1997-98).
- The workshop will be led by founder and CEO of Renaissance Search and Consulting, Herb Courtney, who has led a number of national collegiate head coaching searches. The inaugural

Next Up Initiative in 2020 was led by Katy Young Staudt of Turnkey Search.

- The mission of the DEI Alliance is to use its platform as leaders in sports to impact change in the profession and their communities.

### HENSON ONE OF 24 FORMER NBA PLAYERS COACHING IN NCAA

- UTSA fifth-year head coach Steve Henson is one of 24 former NBA players to ascend to head coaching jobs during the 2021-22 season and is the only coach in Conference USA with NBA playing experience.
- Henson played nine years professionally, including time with the Milwaukee Bucks (1990-92), Atlanta Hawks (1992-93), Charlotte Hornets (1993), Portland Trailblazers (1994-95) and Detroit Pistons (1998-99).
- A Kansas State Athletics Hall of Famer as a two-sport athlete with the Wildcats, Henson was the 44th overall selection in the 1990 NBA Draft by the Bucks.
- Henson was a four-year starting point guard at Kansas State from 1986-90. He earned All-Big Eight Conference honors as a junior and senior and also was named an honorable mention All-American and team captain during each of his final two seasons. He was the first player in school history to play in four consecutive NCAA Tournaments and as a sophomore in 1987-88, he helped guide the Wildcats to a 25-9 record and a spot in the Elite Eight.
- Henson led Kansas State in scoring his final two years by averaging 18.5 points per game as a junior and 17.4 points per game as a senior. He holds three of the top four single-season free throw percentages in school history, including an NCAA-leading .925 mark as a sophomore, while he finished second in the country as a junior (.920).
- He still holds all-time program records for assists (582), assists per game (4.58), free-throw percentage (.900), minutes played (4,474), minutes per game (35.2), starts (118), consecutive games played (127) and consecutive starts (118). Henson ranks among the best in school annals in nine other categories, including 3-point field goals (240/2nd), 3-point field goal percentage (.447/2nd), steals (190/2nd), 3-point field goal attempts (537/3rd), free throws (361/4th), assist-to-turnover ratio (1.98/4th), scoring (1,655/6th), games played (127/7th) and field goals (527/7th).

#### Former NBA Players as Head Coaches in NCAA

Steve Alford, Nevada  
 Speedy Claxton, Hofstra  
 Hubert Davis, North Carolina  
 Johnny Dawkins, Central Florida  
 Juan Dixon, Coppin State  
 Bryce Drew, Grand Canyon  
 Kim English, George Mason  
 Patrick Ewing, Georgetown  
 Penny Hardaway, Memphis  
 Steve Henson, Texas-San Antonio  
 Fred Hoiberg, Nebraska  
 Juwan Howard, Michigan  
 Lindsey Hunter, Mississippi Valley State  
 Bobby Hurley, Arizona State  
 Mark Madsen, Utah Valley State  
 Cuonzo Martin, Missouri  
 Aaron McKie, Temple  
 Fran O'Hanlon, Lafayette (ABA)  
 Lorenzo Romar, Pepperdine  
 Jerry Stackhouse, Vanderbilt  
 Reggie Theus, Bethune-Cookman  
 Darrell Walker, Little Rock  
 Mo Williams, Alabama State  
 Mike Woodson, Indiana



### UTSA MILESTONE WATCH

#### UTSA CAREER REBOUNTING LIST

RK	PLAYER	REB.	GAMES	YEARS
1.	Byron Frohnen	912	132	2016-19
2.	Jeromie Hill	842	122	2010-15
3.	Leon Watson	794	108	1996-00
4.	McEverett Powers	760	115	1998-02
5.	Devin Brown	751	105	1998-02
6.	Derrick Gervin	684	80	1982-85
7.	Bruce Wheatley	668	83	1987-90
8.	Keaton Wallace	554	125	2018-21
9.	Nick Allen	563	129	2018-19
10.	Devin Gibson	530	85	2007-11
11.	Reggie Minniweather	517	113	1998-02
12.	<b>JACOB GERMANY</b>	<b>505</b>	<b>86</b>	<b>2019-PRES.</b>
13.	Jhivvan Jackson	497	115	2018-21
14.	Calvin Haynes	467	108	1983-87
15.	Taju Olajuwon	461	83	1989-92
16.	Frank Hampton	452	59	1986-88
17.	Tim Faulkner	442	101	1985-90
18.	LeRoy Hurd	440	55	2002-04
19.	Darren Webber	410	101	1993-97
20.	Rodney Smith	390	56	1992-94
21.	Ryan Bowie	386	62	2014-16
22.	Keith Horne	373	105	1988-92
23.	Tom Oswald	370	107	1992-96
	Keith Spencer	370	57	2006-08
25.	Marlon Anderson	365	56	1994-96
26.	David President	359	109	2001-05
27.	Cody Johnson	350	56	1994-96
28.	Giovanni De Nicolao	346	100	2016-19
	Lennell Moore	346	54	1986-88
30.	Lloyd Williams	343	110	1996-00

#### UTSA CAREER BLOCKS LIST

RK	PLAYER	BLOCKS	YEARS
1	Leon Watson	192	1996-00
2.	Tim Faulkner	112	1985-90
3.	McEverett Powers	105	1998-02
4.	Anthony Fuqua	93	2003-05
5.	Tom Oswald	85	1992-96
6.	<b>JACOB GERMANY</b>	<b>80</b>	<b>2019-PRES.</b>
7.	Jeromie Hill	69	2010-15
8.	Taju Olajuwon	66	1989-92
9.	Derrick Gervin	65	1982-85
10.	Rick Doyle	60	1982-84

#### UTSA CAREER SCORING LIST

RK	PLAYER	POINTS	GAMES	YEARS
1.	Jhivvan Jackson	2,551	115	2017-21
2.	Keaton Wallace	2,080	125	2017-21
3.	Devin Brown	1,922	105	1998-02
4.	Derrick Gervin	1,691	80	1982-85
5.	Devin Gibson	1,681	119	2007-11
6.	Jeromie Hill	1,674	122	2010-15
7.	Keith Horne	1,459	105	1988-92
8.	McEverett Powers	1,307	115	1998-02
9.	Ronnie Ellison	1,284	81	1989-92
10.	Leon Watson	1,221	108	1996-00
11.	Marlon Anderson	1,150	56	1994-96
12.	Calvin Haynes	1,143	108	1983-87
13.	Melvin Johnson III	1,113	92	2009-12
14.	Frank Hampton	1,067	59	1986-88
15.	Ike Thornton	1,064	108	1981-85
16.	LeRoy Hurd	1,027	55	2002-04
17.	Steve Meyer	1,001	67	1996-99
18.	Kannon Burrage	984	64	2011-13
19.	Ryan Bowie	965	62	2014-16
20.	Lloyd Williams	957	110	1996-00
21.	Reggie Minniweather	950	113	1998-02
22.	Nick Allen	899	129	2015-19
23.	Dion Pettus	883	114	1985-89
	Eric Cooper	883	54	1987-89
25.	<b>JACOB GERMANY</b>	<b>865</b>	<b>86</b>	<b>2019-PRES.</b>
26.	Byron Frohnen	863	132	2016-20
27.	Thad Wordlaw	851	104	1992-96
28.	Roderic Hall	835	53	1996-98
29.	Giovanni De Nicolao	823	100	2016-19
30.	Bruce Wheatley	815	83	1987-90
31.	Rodney Smith	809	56	1992-94
32.	Darryl Eaton	805	55	1989-91
33.	Keon Lewis	801	57	2013-15
34.	Andre Owens	793	56	2004-06
35.	Michael Hale III	774	61	2012-13
36.	Afis Olajuwon	763	76	1991-94
37.	Darren Webber	756	101	1993-97
38.	Omar Johnson	729	61	2008-10
	Preston Ivory	729	86	1988-91
40.	Rapheal Posey	713	60	2003-05
41.	Tim Faulkner	710	101	1985-90
42.	Taju Olajuwon	676	83	1989-92
43.	Ike Akotaobi	673	81	1999-03
44.	Jon Havens	670	111	1999-03
45.	Morris Smith IV	665	62	2008-10



## LAST TIME OUT

BOX SCORE  
VS. UABOfficial Basketball Box Score - Final  
UAB at UTSA  
02/24/22 Convocation Center, San Antonio, TexasGame Time: 7:00 PM  
Game Duration: 1:51  
Attendance: 805

Officials: Kipp Kissinger, Antonio Petty, Chance Moore

UAB - 68		Record: 21-7 (11-4)											
NO.	Name	Min	FG	3P	FT	Rebounds	Fouls	TP	AS	TO	ST	Blocks	+/-
			M-A	M-A	M-A	OR DR TOT	PF FO					BS BA	
5	KJ Buffen	36:01	6-12	0-0	4-5	2 2 4	1 3 16	1	3	2	0	0	9
55	Trey Jemison	C 24:34	3-7	0-0	4-5	5 7 12	2 4 10	0	0	0	2	0	12
2	Michael Ertel	G 30:43	4-10	1-4	0-0	0 1 1	2 0 9	2	2	3	0	1	15
10	Jordan Walker	G 32:30	4-11	2-5	4-4	0 2 2	3 4 14	3	3	2	0	1	3
13	Quan Jackson	G 27:29	3-7	0-1	1-3	0 6 6	1 2 7	3	3	3	0	0	9
3	Tavin Lovan	22:03	5-7	0-0	0-2	1 3 4	1 2 10	0	1	0	0	0	6
12	Tony Toney	10:52	0-0	0-0	0-0	0 2 2	0 0 0	1	0	0	1	0	2
25	Ronnie Gordon	11:49	0-1	0-0	2-2	3 2 5	0 1 2	2	0	1	0	0	1
4	Justin Brown	03:59	0-1	0-1	0-0	0 1 1	0 0 0	0	0	0	0	0	3
Team						0 0 0		0	0				
Totals			25-56	3-11	15-21	11 26 37	10 16 68	12	12	11	3	2	12

Shooting By Period	
1 <sup>st</sup> FG%	14-32 43.8%
3PT%	2-6 33.3%
FT%	7-10 70%
2 <sup>nd</sup> FG%	11-24 45.8%
3PT%	1-5 20.0%
FT%	8-11 72.7%
GM FG%	25-56 44.6%
3PT%	3-11 27.3%
FT%	15-21 71.4%
Dead Ball Rebounds: 2.0	

UTSA - 56		Record: 9-20 (2-14)											
NO.	Name	Min	FG	3P	FT	Rebounds	Fouls	TP	AS	TO	ST	Blocks	+/-
			M-A	M-A	M-A	OR DR TOT	PF FO					BS BA	
11	Lachlan Boffinger	F 21:34	1-4	0-0	0-0	0 2 2	2 1 2	0	2	0	0	1	-6
24	Jacob Germany	C 27:27	5-12	0-0	4-4	2 5 7	2 2 14	0	2	0	1	0	-18
1	Darius McNeill	G 32:55	3-8	2-3	0-0	0 2 2	0 3 8	0	5	4	0	0	-14
10	Erik Czumbel	G 37:01	3-6	0-1	1-1	0 4 4	4 2 7	6	1	2	0	1	-5
22	Christian Tucker	G 22:37	0-6	0-4	3-3	0 1 1	2 2 3	1	1	1	0	0	-4
3	Dhieu Deing	24:44	6-14	4-10	0-0	0 5 5	2 0 16	1	1	1	1	0	-16
32	Isaiah Addo-Ankrah	16:57	2-4	2-3	0-0	1 1 2	2 0 6	1	3	0	0	0	-7
12	Phoenix Ford	12:33	0-1	0-0	0-0	1 1 2	1 0 0	1	1	1	0	0	-6
4	Josh Farmer	02:06	0-0	0-0	0-0	0 0 0	0 0 0	0	0	0	0	0	-2
20	Lamin Sabally	02:06	0-1	0-1	0-0	0 0 0	0 0 0	0	0	0	0	0	-2
Team						3 3 6		0	2				
Totals			20-54	9-22	8-8	7 24 31	16 10 56	10	18	8	2	3	-12

Shooting By Period	
1 <sup>st</sup> FG%	11-26 42.3%
3PT%	6-12 50.0%
FT%	2-2 100%
2 <sup>nd</sup> FG%	9-28 32.1%
3PT%	2-10 20.0%
FT%	6-6 100%
GM FG%	20-54 37.0%
3PT%	8-22 36.4%
FT%	8-8 100%
Dead Ball Rebounds: 1.0	

		UAB	UTSA
Biggest lead	17 (2 <sup>nd</sup> 5:55)	2 (1 <sup>st</sup> 19:33)	
Best Scoring Run	13 (1 <sup>st</sup> 8:35)	8 (1 <sup>st</sup> 3:28)	
Lead Changes	7		
Times Tied	3		
Time with Lead	34:08	04:24	

Points from		UAB	UTSA
Turnovers		18	15
Paint		42	24
Second Chance		3	7
Fast Breaks		15	11
Bench		12	22

Period by Period Scoring		1st	2nd	TOT
UAB		37	31	68
UTSA		30	26	56

## LAST TIME VS. UNT

BOX SCORE  
@ UNT (2/5/2022)Official Basketball Box Score - Final  
UTSA at North Texas  
02/05/22 Super Pit, Denton  
2021-22 Men's BasketballGame Time: 5:00 PM  
Game Duration: 2:07  
Attendance: 4,227

Officials: Darron George, Ross Collins, Kelly Davis

UTSA - 45		Record: 5-16 (1-10)											
NO.	Name	Min	FG	3P	FT	Rebounds	Fouls	TP	AS	TO	ST	Blocks	+/-
			M-A	M-A	M-A	OR DR TOT	PF FO					BS BA	
12	Phoenix Ford	F 24:59	1-2	0-0	0-0	2 6 8	4 0 2	0	0	1	0	0	-22
24	Jacob Germany	C 20:32	1-5	0-0	4-4	1 3 4	4 3 6	0	0	0	0	1	-2
1	Darius McNeill	G 16:51	0-3	0-1	0-0	0 1 1	3 1 0	1	3	0	0	1	-9
10	Erik Czumbel	G 28:45	1-4	0-1	0-0	0 2 2	4 0 2	0	3	0	0	0	-23
21	Jordan Ivy-Curry	G 38:50	5-17	2-9	3-3	0 0 0	2 2 15	1	6	0	0	0	-14
3	Dhieu Deing	27:01	2-10	1-6	4-5	1 3 4	2 3 9	0	2	2	0	2	-20
11	Lachlan Boffinger	16:33	0-0	0-0	0-0	1 2 3	1 2 0	0	2	0	0	0	-5
32	Isaiah Addo-Ankrah	19:40	3-4	2-3	0-1	0 1 1	2 1 8	0	0	0	0	0	-11
4	Josh Farmer	05:24	0-1	0-0	1-2	0 0 0	0 1 1	0	0	0	0	0	-4
22	Christian Tucker	05:24	1-1	0-0	0-0	0 0 0	1 0 2	1	0	0	0	0	-4
20	Lamin Sabally	04:35	0-0	0-0	0-0	0 0 0	1 1 0	0	0	0	0	0	-2
13	Artan Jabbar	02:36	0-1	0-1	0-0	0 0 0	0 0 0	0	0	0	0	0	-4
Team						4 3 7		0	0				
Totals			14-48	5-21	12-15	9 22 31	24 13 45	3	17	2	1	4	-24

Technical Fouls: Boffinger 2<sup>nd</sup> 14:51

North Texas - 69		Record: 16-4 (9-1)											
NO.	Name	Min	FG	3P	FT	Rebounds	Fouls	TP	AS	TO	ST	Blocks	+/-
			M-A	M-A	M-A	OR DR TOT	PF FO					BS BA	
4	Thomas Bell	F 31:59	4-10	0-1	1-5	11 4 5	7 3 9	0	2	1	1	1	17
33	Abou Ousmane	F 23:38	7-11	0-0	3-8	2 4 6	4 5 17	1	3	1	0	0	19
1	Mardrez McBride	G 28:49	3-3	2-2	4-6	0 3 3	1 3 12	1	1	2	0	0	17
11	JJ Murray	G 22:15	1-1	1-1	0-0	1 1 2	0 1 3	1	0	4	0	0	20
15	Rubin Jones	G 39:06	2-7	0-2	2-2	0 6 6	0 2 6	3	1	1	1	0	24
5	Taylor Perry	28:00	5-9	2-5	4-4	1 5 6	1 3 16	4	0	1	0	0	18
2	Aaron Scott	10:13	1-1	0-0	2-2	0 0 0	5 1 4	1	2	0	2	0	-2
23	Matthew Stone	07:34	0-0	0-0	0-0	0 2 2	1 0 0	0	0	0	0	0	2
0	Rashad Browne	04:35	0-0	0-0	0-0	0 1 1	0 0 0	0	0	0	0	0	2
44	Hamier Wright	04:11	0-0	0-0	2-2	0 0 0	0 1 2	0	0	0	0	0	3
Team						0 1 1		0	0				
Totals			23-42	5-11	18-32	5 27 32	15 23 69	11	9	10	4	1	24

Technical Fouls: Scott 2<sup>nd</sup> 14:51 Ousmane 2<sup>nd</sup> 14:51

		UTSA	UNT
Biggest lead	0 (1 <sup>st</sup> 20:00)	26 (2 <sup>nd</sup> 0:07)	
Best Scoring Run	4 (2 <sup>nd</sup> 12:26)	9 (1 <sup>st</sup> 3:32)	
Lead Changes	0		
Times Tied	0		
Time with Lead	00:00	37:44	

Points from		UTSA	UNT
Turnovers		6	8
Paint		14	34
Second Chance		6	4
Fast Breaks		2	5
Bench		20	22

Period by Period Scoring		1st	2nd	TOT
UTSA		17	28	45
UNT		34	35	69

## RECAP

UAB 68, UTSA 56 // FEB. 24, 2022 // SAN ANTONIO // CONVOCATION CENTER

**SAN ANTONIO** -- Second-place UAB used a strong run to open the second half to pull away from UTSA men's basketball and post a 68-56 win over the Roadrunners, on Thursday night at the Convocation Center.

UTSA (9-20, 2-14 Conference USA) fell to UAB (21-7, 11-4 C-USA), the second-place team in the C-USA West Division as the Blazers were able to use a first-half 15-3 run to fuel a winning effort. UAB erased a 14-13 UTSA lead and built an 11-point margin with seven minutes left in the first half and then used nine of the first 11 points of the second half to build a double-digit lead and post the win.

A native of Kingston, Okla., Germany scored in double figures for the 23rd time in 29 games in 2021-22, going for 14 points and seven rebounds. Dhieu Deing chipped in 16 points and five rebounds.

Isaiah Addo-Ankrah finished with six points on two made 3-pointers. Darius McNeill had eight points and two rebounds. Erik Czumbel had a game-leading six assists, adding seven points and four rebounds.

The Roadrunners shot 37 percent in the game, going 8 of 22 from deep, while UAB shot 45 percent with three made 3-pointers. The battle on the glass was won by UAB, 37-31. The Blazers scored 42 points in the paint.

UAB was led by Ole Miss transfer KJ Buffen, who had 16 points. Tulane transfer Jordan Walker, a front runner for C-USA Player of the Year with an average over 19 points per game, finished with 13 points. Clemson transfer Trey Jemison finished with 12 rebounds and 10 points.

## RECAP

NORTH TEXAS 69, UTSA 43 // FEB. 5, 2022 // SUPER PIT // DENTON, TEXAS

**DENTON, Texas** -- North Texas rode a strong defensive effort that saw UTSA men's basketball miss 17 of its first 20 shots, allowing the Mean Green to win an eighth consecutive game, 69-43, on Saturday evening at the Super Pit.

UTSA (8-16, 1-10 Conference USA) couldn't overcome the sluggish offensive start and the strong defensive effort of North Texas (16-4, 9-1 C-USA), who won its eighth straight game and improved to a league-leading 9-1.

The Mean Green opened the game hot, building double-digit lead 12 minutes into the game, featuring 12 of their first 13 points coming in the paint as the Roadrunners missed nine of their first 11 shots and 17 of their first 20 efforts. UNT shot 60 percent in the first half -- compared to UTSA's 20 percent on five made shots -- to build a 34-17 lead, on the strength of a 21-8 run to close, at the break.

The Roadrunners built some momentum to open the second half, cutting the lead to 13 with 12:26 left but the Mean Green were able to regain their footing and push the lead to 23 with eight minutes left to secure the win.

Jacob Germany totaled six points and four rebounds. Dhieu Deing finished with nine points and four rebounds. Isaiah Addo-Ankrah sank a pair of 3-pointers.

The Roadrunners were held to a 27.7 shooting percentage on 13 of 47 shooting and 5 of 21 from deep. North Texas shot 54.8 percent. UNT won the battle of the boards, 32-31 and North Texas owned a 34-14 advantage in points in the paint and an 11-3 mark in assists.

The Mean Green were led by a 15-point outing from Abou Ousmane and 14 points from Tylor Perry.



### UTSA IN NCAA RANKINGS

as of 2/28

Category	NCAA Rank	C-USA Rank	Value
3-pt Field Goal Attempts	177	8	621
Assist Turnover Ratio	276	14	0.90
Assists Per Game	292	13	11.4
Blocked Shots Per Game	249	12	2.7
Defensive Rebounds per Game	143	6	25.69
Fewest Fouls	175	9	468
Fewest Turnovers	204	9	368
Field-Goal Percentage	345	14	39.0
Field-Goal Percentage Defense	298	13	45.7
Free Throw Attempts	170	6	493
Free Throws Made	215	10	338
Free-Throw Percentage	270	11	68.6
Offensive Rebounds Per Game	9	1	13.38
Personal Fouls Per Game	143	9	16.1
Rebound Margin	139	6	1.7
Scoring Defense	270	11	73.0
Scoring Margin	294	13	-5.4
Scoring Offense	263	11	67.6
Steals Per Game	256	11	5.8
Three Pt FG Defense	305	12	36.0
Three-Point Field Goals Per Game	286	12	6.2
Three-Point Field-Goal Percentage	340	14	29.1
Total 3-point FGM	267	12	181
Total Assists	260	13	331
Total Blocks	235	11	77
Total Rebounds	28	1	1,133
Total Rebounds Per Game	28	1	39.07
Total Steals	234	11	168
Turnover Margin	212	10	-0.4
Turnovers Forced	220	10	12.31
Turnovers Per Game	175	9	12.7
Won-Lost Percentage	297	13	31.0

### UTSA INDIVIDUAL MISCELLANEOUS STATISTICS

#### DOUBLE FIGURE SCORING GAMES

Player	18-19	19-20	20-21	21-22	Total
Addo-Ankrah	x	x	0	2	2
Aleu	x	x	x	2	2
Alley Jr.	x	x	4	5	9
Bofinger	x	x	1	1	2
Czumbel	x	4	2	3	9
Deing	x	x	x	16	16
Farmer	x	x	x	0	0
Ford	x	0	0	1	1
Germany	x	6	12	23	41
Ivy-Curry	x	x	6	14	20
Jabbar	x	x	x	0	0
Johnson	x	x	x	-	0
McNeill	x	x	x	6	6
Sabally	x	x	x	1	1
Tucker	x	x	x	2	2

#### 20-POINT + SCORING GAMES

Player	18-19	19-20	20-21	21-22	Total
Addo-Ankrah	x	x	0	1	1
Aleu	x	x	x	0	0
Alley Jr.	x	x	0	1	1
Bofinger	x	x	0	0	0
Czumbel	x	0	0	0	0
Deing	x	x	x	5	5
Farmer	x	x	x	0	0
Ford	x	--	0	0	0
Germany	x	0	1	8	9
Ivy-Curry	x	x	0	4	4
Jabbar	x	x	0	0	0
Johnson	x	x	x	-	0
McNeill	x	x	x	1	1
Sabally	x	x	x	0	0
Tucker	x	x	x	0	9

#### DOUBLE FIGURE REBOUNDING GAMES

Player	18-19	19-20	20-21	21-22	Total
Addo-Ankrah	x	x	0	0	0
Aleu	x	x	x	0	0
Alley Jr.	x	x	0	4	4
Bofinger	x	x	1	2	3
Czumbel	x	0	0	0	0
Deing	x	x	x	2	2
Farmer	x	x	x	0	0
Ford	x	0	0	0	0
Germany	x	2	5	8	15
Ivy-Curry	x	x	0	0	0
Jabbar	x	x	0	0	0
Johnson	x	x	x	-	0
McNeill	x	x	x	0	0
Sabally	x	x	x	0	0
Tucker	x	x	x	0	0

#### DOUBLE-DOUBLES

Player	18-19	19-20	20-21	21-22	Total
Addo-Ankrah	x	x	0	0	0
Aleu	x	x	x	0	0
Alley Jr.	x	x	0	2	2
Bofinger	x	x	1	0	1
Czumbel	x	0	0	1	1
Deing	x	x	x	2	2
Farmer	x	x	x	0	0
Ford	x	0	0	0	0
Germany	x	1	5	8	14
Ivy-Curry	x	x	0	0	0
Jabbar	x	x	0	0	0
Johnson	x	x	x	-	0
McNeill	x	x	x	0	0
Sabally	x	x	x	0	0
Tucker	x	x	x	0	0

### UTSA SINGLE-GAME RECORDS

#### POINTS

52 by Roderic Hall vs. Maine (12/6/97)

#### FIELD GOALS MADE

22 by Derrick Gervin vs. Baylor (1/2/85)

#### FIELD GOALS ATTEMPTED

33 by Jhivvan Jackson at ODU (2/6/20)

#### HIGHEST FIELD GOAL PERCENTAGE (min. 10 att.)

92.0% (12-13) by Leon Watson vs. Texas College (11/22/98)

#### FREE THROWS MADE

20 by McEverett Powers vs. Texas-Arlington (1/24/02)

#### FREE THROWS ATTEMPTED

26 by McEverett Powers vs. Texas-Arlington (1/24/02)

#### FREE THROW PERCENTAGE (min. 10 att.)

100% (15-15) by Keaton Wallace vs. TAMU-CC (12/3/19)

100% (14-14) by Afis Olajuwon vs. Sam Houston St. (1/9/93)

100% (13-13) by Keon Lewis vs. Texas A&M-Corpus Christi (11/23/13)

100% (12-12) by Keon Lewis vs. UTPA (12/7/13)

100% (12-12) by Jhivvan Jackson vs. Illinois State (12/21/19)

100% (12-12) by Jhivvan Jackson vs. UTEP (1/18/20)

100% (11-11) by Devin Gibson vs. Samford (12/20/10)

100% (10-10) by Jeff Beverly vs. Texas State (11/25/16)

100% (10-10) by Steve Meyer vs. UTPA (12/9/97)

100% (10-10) by Travis Gabbidon vs. Colgate (1/2/09)

100% (10-10) by Omar Johnson vs. Central Arkansas (2/11/09)

#### REBOUNDS

25 by Lennell Moore vs. Centenary (1/5/87)

#### 3-POINT FGS MADE

10 by J.R. Harris at UAB (1/7/16)

#### 3-POINT FGS ATTEMPTED

17 by Marlon Anderson vs. Colorado (12/22/95)

#### ASSISTS

14 by Issy Washington vs. Jarvis Christian (11/29/86)

#### STEALS

8 by Taju Olajuwon vs. Samford (1/19/91)

8 by Kurt Attaway vs. Southeastern Louisiana (3/5/04)

#### BLOCKED SHOTS

6 by Tom Oswald vs. UL Monroe (1/20/96)

#### TURNOVERS

12 by Andrew Francis vs. Northwestern St. (1/13/07)

12 by Devin Gibson vs. Arkansas (12/12/07)

### MISCELLANEOUS STATISTICS

Current Streak .....	Lost 1
Current Home Streak .....	Lost 2
Current Road/Neutral Streak .....	Lost 1
Last Win .....	Feb. 17, 2022 at Southern Miss (98-79, ot)
Last Home Win .....	Jan. 27, 2022 vs. FIU (73-66)
Last Road Win .....	Feb. 17, 2022 at Southern Miss (98-79, ot)
Last Neutral Win...	Dec. 11, 2021 vs. Sam Houston (78-73)
Last Loss .....	Feb. 19, 2022 at LA Tech (95-71)
Last Home Loss .....	Feb. 12, 2022 vs. WKU (71-65)
Last Road Loss .....	Feb. 19, 2022 at LA Tech (95-71)
Last Neutral Loss .....	March 11, 2021 vs. WKU (80-67)

### 2021-22 RECORD BY STARTING LINEUP

Alley, Deing, Germany, Ivy-Curry, McNeill .....	3-3
Alley, Deing, Germany, Ivy-Curry, Sabally .....	3-1
Bofinger, Czumbel, Deing, Germany, Sabally .....	0-1
Alley, Czumbel, Deing, Germany, Sabally .....	0-1
Aleu, Alley, Deing, Ivy-Curry, Germany .....	0-1
Aleu, Bofinger, Ivy-Curry, Germany, Tucker .....	1-0
Aleu, Alley, Ivy-Curry, Germany, Tucker .....	0-2
Bofinger, Germany, McNeill, Sabally, Tucker .....	0-2
Bofinger, Czumbel, Germany, McNeill, Sabally .....	0-1
Czumbel, Ford, Germany, McNeill, Sabally .....	0-1
Czumbel, Ford, Germany, Ivy-Curry, McNeill .....	1-4
Addo-Ankrah, Bofinger, Czumbel, Germany, McNeill ....	1-2
Bofinger, Czumbel, Germany, McNeill, Tucker .....	0-1

### LEADING THE TEAM

- Following is the number of times a player led UTSA in scoring, rebounding, assists and steals.
- If two or more players tied for the team lead, all were credited for that game:

Player	Pts.	Reb.	Ast.	Stl.
Isiah Addo-Ankrah	0	0	0	3
Aleu Aleu	0	1	1	1
Cedrick Alley Jr.	1	4	1	5
Lachlan Bofinger	0	3	1	2
Erik Czumbel	1	0	12	2
Dhieu Deing	8	2	3	9
Josh Farmer	0	1	0	2
Phoenix Ford	0	2	0	1
Jacob Germany	9	14	1	6
Jordan Ivy-Curry	8	0	8	5
Artan Jabbar	0	0	0	0
Azavier Johnson	0	0	0	0
Darius McNeill	1	0	6	8
Lamin Sabally	0	2	0	0
Christian Tucker	1	0	6	2

### UTSA SPECIALTY STATISTICS

OPPONENT	POINTS VIA					TIES	LEADS	W-L, SCORE	LEADS OVERCOME
	T/O	2ND CH	PAINT	FASTB	BENCH				
Trinity	8	18	52	32	24	2	5	W, 97-66	trailed 7 - 1st - 13:55
at Oklahoma	6	8	10	4	10	1	1	L, 44-96	lost 2 - 1st - 17:02
Texas A&M-Commerce	16	11	34	12	9	6	6	L, 62-65	lost - 7 - 2nd - 14:27
Denver	9	8	36	12	8	1	1	W, 78-64	trailed 7 - 1st - 11:48
IUPUI	13	14	24	10	5	1	2	W, 60-57	trailed 10 - 2nd - 6:44
Texas A&M-Corpus Christi	16	14	26	17	12	0	0	L, 58-77	wire-to-wire loss
Lamar	12	11	32	14	21	0	1	W, 79-73	trailed by 2 - 1st - 19:44
St. Mary's	9	13	36	32	20	1	2	W, 75-65	trailed by 5 - 1st - 15:16
at Grand Canyon	5	20	28	3	6	2	4	L, 71-74	lost - 12 - 1st - 9:50
Sam Houston	11	0	30	4	5	3	0	W, 78-73	wire-to-wire win
UTRGV	18	17	30	9	25	0	1	L, 50-68	lost - 6 - 2nd - 17:44
at Illinois State	13	12	32	9	20	0	1	L, 64-81	lost - 3 - 1st - 18:55
at UAB	14	7	34	4	14	0	0	L, 59-87	lost - 3 - 1st - 19:37
Dallas Christian	25	27	36	27	52	0	0	W, 101-48	wire-to-wire win
Southern Miss	17	10	24	9	10	3	2	L, 73-74	lost - 5 - 2nd - 19:28
LA Tech	4	11	24	10	19	1	1	L, 63-79	lost - 1 - 1st - 10:48
at ODU	11	2	22	6	25	0	0	L, 83-51	wire-to-wire loss
at Charlotte	16	13	32	19	21	0	0	L, 63-62	wire-to-wire loss
at UTEP	7	14	38	0	20	0	1	L, 64-69	lost - 13 - 1st - 0:39
UTEP	9	9	32	13	16	1	1	L, 54-59	lost 1 - 1st - 18:36
FIU	4	23	32	15	21	0	2	W, 73-66	trailed by 5 - 2nd - 5:26
FAU	13	17	26	11	20	4	5	L, 64-73	lost - 4 - 2nd - 15:09
at Rice	7	9	42	2	34	2	1	L, 78-91	lost - 2 - 1st - 18:13
at North Texas	4	6	14	2	20	0	0	L, 45-69	wire-to-wire loss
at Middle Tennessee	15	18	32	11	25	0	0	L, 75-84	lost - 2 - 1st - 19:39
WKU	8	8	20	9	12	1	4	L, 65-71	lost - 4 - 1st - 17:47
at Southern Miss	22	11	32	15	26	9	8	W, 98-79	trailed by 11 - 1st - 8:49
at LA Tech	18	8	32	8	37	0	0	L, 71-95	wire-to-wire loss
UAB	15	7	24	11	22	1	3	L, 56-68	lost - 2 - 1st - 19:33

### GAME MARGINS

	1	2	3	4	5	6	7	8	9	10	11	12	13	14	15+
Wins by	-	-	1	-	1	1	1	-	-	1	-	-	-	1	3
Losses by	1	-	2	-	2	1	-	-	3	-	-	1	1	-	9

### UTSA IN GAMES DECIDED BY

1-5 points	2-5	11-19 points	3-6
6-10 points	3-4	20 or more	1-5

### UTSA TOP INDIVIDUAL PERFORMANCES

**POINTS** 27, twice, last Dheiu Deing vs. St. Mary's (11/29/21)

**STEALS** 4, twice, last Darius McNeill vs. UAB (2/24/22)

**REBOUNDS** 14, Cedrick Alley Jr. vs. IUPUI (11/17/21)

**BLOCKS** 3, twice, Jacob Germany last at Rice (2/3/22)

**ASSISTS** 11, Erik Czumbel at Southern Miss (2/17/22)





## STEVE HENSON

Kansas State, 1990 | Sixth Season @ UTSA & Overall  
88-99 career record | 63-27 Home

### PERSONAL DATA

Birthplace:  
Junction City, Kan.  
Wife: Cindy  
Sons: Quinton, Pearson

### 2021-22

- Led UTSA to a 15-11 record and a 9-7 mark in Conference USA.
- Opened the year 5-8 but finished with a fiery 10-3 record.
- After inserting Jordan Ivy-Curry into the starting lineup, UTSA went 8-2.
- Jhivvan Jackson and Keaton Wallace finished their careers as two of the top scorers in college basketball history, ranking 1-2 in UTSA history. The pair finished their careers as the second-highest scoring duo among a single recruiting class in NCAA history.
- Jackson finished his career as the 52nd highest scorer in NCAA history, winning three straight C-USA scoring crowns. Wallace ranked among the NCAA's top 475 all-time scorers.
- Ivy-Curry finished his season as a selection for the C-USA All-Freshman Team.

### 2019-20

- Roadrunners finished the year 13-19 and 7-11 in Conference USA, earning a berth in the league tournament.
- Team was paced by the nation's No. 2 leading scorer, Jackson, who shattered UTSA and C-USA single-season scoring average records with 26.8 points per game.
- Jackson broke the UTSA career and season scoring, and career and season field goals and 3-pointers made records during his junior season.
- Wallace combined with Jackson to average 45.6 points per game, the third-highest scoring duo in the nation and the tops among NCAA backcourts for the second consecutive year. The pair earned All-Conference USA honors.
- Senior forward Byron Frohnen - Henson's first signee after taking the job in 2016 - broke the UTSA career rebounding, games started and games played record, while starting 132 consecutive games over his four-year career.

### 2018-19

- Led UTSA to a second-place finish in Conference USA.
- Jackson and Wallace combined to lead the nation's backcourts in scoring average (43.1 points per game).
- Jackson won the C-USA scoring crown, with the duo named all-district by the NABC.
- Helped the Roadrunners move into the top pod of C-USA's inaugural bonus play.

### 2017-18

### 2017-18 CONFERENCE USA COACH OF THE YEAR

- Guided UTSA to an 20-15 overall record -- the program's most wins since 2010-11.
- Led UTSA to the CollegeInsider.com Postseason Tournament (CIT), which was UTSA's first postseason appearance since the 2011 NCAA Tournament.
- CIT first round win was the second postseason victory in program and UTSA athletics history.
- Won an opening round C-USA tournament game for second consecutive season -- UTSA's only two C-USA tourney wins since joining the conference.
- 11 Conference USA wins was the most by the Roadrunners since joining C-USA.
- Plus-six win improvement over last season after a plus-nine win improvement in year one.
- Developed Conference USA Freshman of the Year Jhivvan Jackson and Conference USA Sixth Player of the Year Deon Lyle. Jackson was also a second team All-Conference USA and All-Freshman Team selection. Keaton Wallace was an All-Freshman Team honoree.
- Led the Roadrunners to the No. 5 seed in the Conference USA Championship after being selected ninth in the preseason poll.
- Posted an 11-3 home record and won five C-USA road games.
- UTSA broke school record for 3-pointers in a season with 353.
- Led UTSA to a top-200 RPI ranking.
- Has recruited and coached four of UTSA's top 10 freshman scorers, including Jackson (record holder) and Wallace (fourth).

### COACHING EXPERIENCE

2016-Present: Head Coach, UTSA  
2011-16: Assistant Coach, Oklahoma  
2004-11: Assistant Coach, UNLV  
2003-04: Assistant Coach, South Florida  
2002-03: Assistant Coach, Atlanta Hawks  
2001-02: Advance Scout, Atlanta Hawks  
1999-2000: Assistant Coach, Illinois

### PLAYING EXPERIENCE

Professional  
1999: Scavolini Pesaro (Italy)  
1999: Detroit Pistons  
1998-99: Panionios (Greece)  
1998: Detroit Pistons  
1997-98: Grand Rapids Hoops (CBA)  
1995-97: Virtus Roma (Italy)  
1994-95: Portland Trail Blazers  
1994: Mexico City Aztecas (CBA)  
1994: Fargo-Moorhead Fever (CBA)  
1993-94: Rapid City Thrillers (CBA)  
1993: Charlotte Hornets  
1992-93: Atlanta Hawks  
1992: La Crosse Catbirds (CBA)  
1990-92: Milwaukee Bucks  
Collegiate  
1986-90: Kansas State  
High School  
1982-86: McPherson [Kan.] High School

## THE LAST TIME ...

### TEAM

#### Played a ranked team

vs. #25 Middle Tennessee (L, 86-70) (03/09/17)

#### Beat a ranked team

at #13 Arizona State (W, 87-85) (12/18/94)

#### Lost to a ranked team at home

vs. #18 Arkansas (L, 42-71) (11/30/81)

#### Lost to a ranked team on road

at #17 Utah State (L, 50-82) (11/19/19)

#### Lost to a ranked team at neutral site

vs. #25 Middle Tennessee (L, 86-70) (03/09/17)

#### Played an overtime game

at Southern Miss (W, 98-79) (2/17/22)

#### Played a double-overtime game

at Charlotte (L, 108-114) (02/25/16)

#### Scored 130+ points

UTSA: 136 vs. East Central (W, 136-68) (11/22/08)

Opp: N/A

#### Scored 120+ points

UTSA: 123 vs. SW Adventist (W, 123-43) (3/4/21)

Opp: 121 vs. Centenary (L, 116-121) (1/4/90)

#### Scored 110+ points

UTSA: 116 at Marshall (W, 116-106) (2/2/19)

Opp: 114 at Charlotte (L, 108-114) (02/25/16)

#### Scored 100+ points

UTSA: 101 vs. Dallas Christian (W, 101-48) (1/3/22)

Opp: 105, Oklahoma (L, 105-66) (12/3/20)

#### Scored 90+ points

UTSA: 98, at Southern Miss (W, 98-79) (2/17/22)

Opp: 96, Oklahoma (L, 96-44) (11/12/21)

#### Scored less than 50 points

UTSA: 44, at Oklahoma (11/12/21)

Opp: 47, FIU (2/6/21)

#### Shot 70+ percent from field

UTSA: N/A

Opp: 70.0% (42-60), UAB (1/07/16)

#### Shot 60+ percent from field

UTSA: 64.6% (51-79), vs. SW Adventist (3/4/21)

Opp: 62.3% (33-53), Rice (2/3/22)

#### Shot 50+ percent from field

UTSA: 50.0% (33-66), at Rice (2/3/22)

Opp: 53.7% (29-54), MTSU (2/7/22)

#### Shot less than 40 percent from field

UTSA: 37% (20-54), vs. UAB (2/24/22)

Opp: 38.2% (21-55), FAU (1/29/22)

#### Shot less than 30 percent from field

UTSA: 29.2% (14-48), at North Texas (2/5/22)

Opp: 26.1% (18-69), Dallas Christian (1/3/22)

#### Shot less than 25 percent from field

UTSA: 25.7% (19-74), UTRGV (12/17/21)

Opp: 23.8% (15-63), Jarvis Christian (1/25/12)

#### Did not make a 3-pointer

UTSA: vs. Texas (1/05/94)

Opp: at Nicholls (1/14/09)

#### Won by 20+ points

UTSA: (31) (97-66), vs. Trinity (11/9/21)

Opp: (24) (95-71), at LA Tech (2/19/22)

#### Won by 30+ points

UTSA: (43) (90-47), at FIU (2/6/21)

Opp: (32), (83-51), Old Dominion (1/13/22)

#### Won by 40+ points

UTSA: (43) (90-47), at FIU (2/6/21)

Opp: (66) 50-116 at Texas (12/08/15)

#### Won by 50+ points

UTSA: (53) 101-48, vs. Dallas Christian (1/3/22)

Opp: (52) 96-44, Oklahoma (11/12/21)

#### Won by 60+ points

UTSA: (80) 123-43 vs. SW Adventist (3/4/21)

Opp: (66) 50-116 at Texas (12/08/15)

#### Scored 50+ points in a half

UTSA: 55 (1st), W, 101-48, vs. Dallas Christian (1/3/22)

Opp: 50 (2nd), L 83-51, at Old Dominion

#### Scored 50 points in both halves

UTSA: 62 (1st), 63 (2nd) 125-64 vs. Ottawa (11/30/17)

Opp: 51 (1st), 54 (2nd) 105-66, Oklahoma (12/3/20)

#### Had 5+ players score in double digits

UTSA: Addo-Ankrah (21), Deing (26), Germany (16), Czumbel (16), McNeill (14)

Opp: Max Fielder (22), Carl Pierre (19), Travis Eeve (16), Quincy Olivari (12), Mylyjael Poteat (12), Rice (2/3/22)

#### Had 2+ 20-point scorers

UTSA: Dhieu Deing (26), Isaiah Addo-Ankrah (21), at Southern Miss (2/17/22)

Opp: Bryson Williams (24), Souley Boum (24), UTEP (1/28/21)

#### Had 3+ 20-point scorers

UTSA: Jhivvan Jackson (20), Byron Frohnen (21), Keaton Wallace (21), at HBU (11/26/18)

Opp: Donovan Sims (24), Antonio Green (21), James Hawthorne (20), MT (1/17/19)

### PLAYER

#### Scored 50+ points

UTSA: 52, Roderic Hall, vs. Maine (12/6/97)

Opp: 61, Wayman Tisdale, Oklahoma (12/28/83)

#### Scored 40+ points

UTSA: 45, Jhivvan Jackson, at ODU (2/6/20)

Opp: 41, Mike Daum, South Dakota State (11/20/18)

#### Scored 30+ points

UTSA: 30, Keaton Wallace, vs. WKU (3/11/21)

Opp: 30, Keaton Willis, LA Tech (2/19/22)

#### Recorded a triple-double

UTSA: Devin Gibson, (28 pts, 10 reb, 10 ast) vs. Samford (3/9/11)

Opp: Maurice Baker, Oklahoma State (19 pts, 14 reb, 10 ast) (1/3/01)

#### Recorded a double-double

UTSA: Jacob Germany (21 pts, 10 reb), at LA Tech (2/19/22)

Opp: Trey Jemison (10 pts, 12 reb), UAB (2/24/22)

#### Two players recorded a double-double

UTSA: Dhieu Deing (26 pts, 10 reb), Erik Czumbel (16 pts, 11 asts), at Southern Miss (2/17/22)

Opp: DeAndre Pinckney (17 pts, 11 reb), Tyler Stevenson (19 pts, 12 reb), Southern Miss (2/17/22)

#### Recorded 20+ rebounds

UTSA: 20, Clarence McGee, vs Hardin-Simmons (2/27/88)

Opp: 22, Wayman Tisdale, Oklahoma (12/28/83)

#### Recorded 15+ rebounds

UTSA: 15, Jacob Germany, at ODU (2/6/20)

Opp: 16, Jared Savage, WKU (2/15/20)

#### Recorded 20+pts/20+reb

UTSA: Clarence McGee (20 pts, 20 reb), vs. Hardin-Simmons (2/27/88)

Opp: Wayman Tisdale (61 pts, 22 reb), Oklahoma, (12/28/83)

#### Recorded 10+ assists

UTSA: 11, Erik Czumbel, at Southern Miss (2/17/22)

Opp: 11, Tyree Griffin, Southern Miss (3/9/19)

#### Made 8+ 3-pointers

UTSA: 8, Keaton Wallace, vs. UAB (3/11/20)

Opp: 8, Keaton Willis, LA Tech (2/19/22)

#### Made 15+ free throws

UTSA: 15, Keaton Wallace, vs. Texas A&M-Corpus Christi (12/3/19)

Opp: 15, Akeem Richmond, East Carolina (2/8/14)

#### Made 10+ free throws

UTSA: 12, Jhivvan Jackson, at North Texas (1/23/20)

Opp: 11, Jacolby Pemberton, Louisiana Tech (1/16/21)

#### Recorded 10+ blocks

UTSA: N/A

Opp: 13, Wojciech Myrda, Louisiana-Monroe (1/17/02)

#### Recorded 5+ blocks

UTSA: 5, Jacob Germany, vs. Southern Miss (1/22/21)

Opp: 5, Osasumwen Osaghae, FIU (01/11/18)

#### Recorded 5+ steals

UTSA: 5, Keaton Wallace, vs. Wiley (11/22/19)

Opp: 6, Dorian Lopez, St. Edwards (11/7/18)

#### Played every minute (regulation)

UTSA: Erik Czumbel, Darius McNeill, at UTEP (1/20/22)

Opp: Taylan Grogan, Wiley College (11/22/19)

#### Two players played every minute (regulation)

UTSA: Erik Czumbel, Darius McNeill, at UTEP (1/20/22)

Opp: Taevion Kinsey, Marshall (2/13/20)

#### Played every minute (+OT)

UTSA: Jordan Sims, at Tulsa (3/2/14)

Opp: Jared Savage, WKU (2/15/20)

#### Played every minute (+20T)

UTSA: N/A

Opp: Jon Davis, Charlotte (2/25/16)

#### Fouled out

UTSA: Erik Czumbel, at LA Tech (2/19/22)

Opp: Vladislav Goldin, FAU (1/29/22)

#### Two or more players fouled out


UTSA: Keaton Wallace, Erik Czumbel, at Oregon St. (12/16/20)

Opp: Jame Harrison, Josh Nzeakor, vs. Lamar (3/14/18)

## GAME-BY-GAME STARTING LINEUPS

OPPONENT	G	G	G/F	G/F	F/C	RECORD BY LINEUP
Trinity	Deing	McNeill	Ivy-Curry	Alley Jr.	Germany	
at Oklahoma	Deing	McNeill	Ivy-Curry	Alley Jr.	Germany	
Texas A&M-Commerce	Deing	McNeill	Ivy-Curry	Alley Jr.	Germany	
Denver	Deing	McNeill	Ivy-Curry	Alley Jr.	Germany	
IUPUI	Deing	McNeill	Ivy-Curry	Alley Jr.	Germany	
Texas A&M-Corpus Christi	Deing	McNeill	Ivy-Curry	Alley Jr.	Germany	3-3
Lamar	Deing	Sabally	Ivy-Curry	Alley Jr.	Germany	
St. Mary's	Deing	Sabally	Ivy-Curry	Alley Jr.	Germany	
at Grand Canyon	Deing	Sabally	Ivy-Curry	Alley Jr.	Germany	
vs. Sam Houston	Deing	Sabally	Ivy-Curry	Alley Jr.	Germany	3-1
UTRGV	Deing	Sabally	Czumbel	Bofinger	Germany	0-1
at Illinois State	Deing	Sabally	Czumbel	Alley Jr.	Germany	0-1
at UAB	Deing	Ivy-Curry	Aleu	Alley Jr.	Germany	0-1
Dallas Christian	Tucker	Ivy-Curry	Aleu	Bofinger	Germany	1-0
Southern Miss	Tucker	Ivy-Curry	Aleu	Alley Jr.	Germany	
LA Tech	Tucker	Ivy-Curry	Aleu	Alley Jr.	Germany	0-2
at Old Dominion	Tucker	McNeill	Sabally	Bofinger	Germany	
at Charlotte	Tucker	McNeill	Sabally	Bofinger	Germany	0-2
at UTEP	Czumbel	McNeill	Sabally	Bofinger	Germany	0-1
UTEP	Czumbel	McNeill	Sabally	Ford	Germany	0-1
FIU	Czumbel	McNeill	Ivy-Curry	Ford	Germany	
FAU	Czumbel	McNeill	Ivy-Curry	Ford	Germany	
at Rice	Czumbel	McNeill	Ivy-Curry	Ford	Germany	
at North Texas	Czumbel	McNeill	Ivy-Curry	Ford	Germany	
at Middle Tennessee	Czumbel	McNeill	Ivy-Curry	Ford	Germany	1-4
WKU	Czumbel	McNeill	Addo-Ankrah	Bofinger	Germany	
at Southern Miss	Czumbel	McNeill	Addo-Ankrah	Bofinger	Germany	
at La Tech	Czumbel	McNeill	Addo-Ankrah	Bofinger	Germany	1-2
UAB	Czumbel	McNeill	Tucker	Bofinger	Germany	0-1

## CONVOCATION CENTER (OPENED: 1975; CAPACITY: 2,650)



### TOP-10 CROWDS

1. 4,913 vs. TXST (2/27/99)
2. 4,258 vs. Little Rock (1/5/89)
3. 4,040 vs. Lamar (2/29/84)
4. 3,800 vs. TCU (12/3/88)
5. 3,676 vs. SHSU (2/20/10)
6. 3,373 vs. SHSU (2/5/00)
7. 3,367 vs. New Orleans (1/21/83)
8. 3,311 vs. TXST (1/21/95)
9. 3,257 vs. SFA (3/12/04)
10. 3,236 vs. ULM (2/8/02)

--  
Season High: 2,494 vs. Oklahoma



# COMBINED STATISTICS

RECORD:	OVERALL	HOME	AWAY	NEUTRAL
ALL GAMES	9-20	7-9	1-11	1-0
CONFERENCE	2-14	1-6	1-8	0-0
NON-CONFERENCE	7-6	6-3	0-3	1-0

#	Player	gp-gs	min	avg	Total		3-Point		F-Throw		Rebounds				pf	dq	a	to	blk	stl	pts	avg
					fg-fga	fg%	3fg-fga	3fg%	ft-fa	ft%	off	def	tot	avg								
24	Jacob Germany	29-29	783	27.0	171-356	.480	1-10	.100	84-117	.718	79	130	209	7.2	60	0	16	54	25	18	427	14.7
03	Dhieu Deing	22-13	602	27.4	107-308	.347	53-173	.306	49-65	.754	31	89	120	5.5	40	0	32	41	4	33	316	14.4
21	Jordan Ivy-Curry	21-19	580	27.6	101-291	.347	45-133	.338	45-56	.804	13	36	49	2.3	25	0	48	51	3	19	292	13.9
0	Cedrick Alley Jr.	15-14	413	27.5	50-146	.342	16-55	.291	24-35	.686	33	69	102	6.8	25	0	25	21	5	18	140	9.3
01	Darius McNeill	26-19	613	23.6	68-160	.425	7-35	.200	27-33	.818	15	49	64	2.5	46	0	48	36	4	26	170	6.5
32	Isaiah Addo-Ankrah	19-3	271	14.3	31-79	.392	28-68	.412	6-7	.857	8	21	29	1.5	15	0	6	12	1	4	96	5.1
02	Aleu Aleu	10-4	151	15.1	12-36	.333	5-17	.294	13-16	.813	10	14	24	2.4	15	0	8	14	0	3	42	4.2
10	Erik Czumbel	29-13	729	25.1	41-110	.373	10-43	.233	22-36	.611	4	65	69	2.4	73	1	75	30	6	9	114	3.9
22	Christian Tucker	22-6	345	15.7	23-78	.295	4-28	.143	33-43	.767	4	32	36	1.6	29	0	27	27	6	9	83	3.8
11	Lachlan Bofinger	29-9	429	14.8	40-84	.476	0-6	.000	13-34	.382	44	66	110	3.8	37	0	21	22	11	10	93	3.2
20	Lamin Sabally	20-10	255	12.8	23-66	.348	8-23	.348	7-11	.636	23	30	53	2.7	9	0	5	14	4	2	61	3.1
12	Phoenix Ford	26-6	413	15.9	29-63	.460	1-7	.143	7-25	.280	42	47	89	3.4	68	3	14	17	5	13	66	2.5
04	Josh Farmer	22-0	211	9.6	21-58	.362	2-15	.133	8-13	.615	17	35	52	2.4	24	1	3	19	3	4	52	2.4
13	Artan Jabbar	6-0	30	5.0	3-11	.273	1-8	.125	0-2	.000	0	3	3	0.5	2	0	3	2	0	0	7	1.2
Team											65	59	124					8				
Total.....		29	5825		720-1846	.390	181-621	.291	338-493	.686	388	745	1133	39.1	468	5	331	368	77	168	1959	67.6
Opponents.....		29	5825		771-1688	.457	233-647	.360	341-524	.651	258	827	1085	37.4	462	7	432	357	113	202	2116	73.0

TEAM STATISTICS	UTSA	OPP	Date	Opponent	Score	Att.
SCORING						
Points per game	67.6	73.0	11/09/21	TRINITY (TX)	W 97-66	1302
Scoring margin	-5.4	-	11/12/21	at Oklahoma	L 44-96	6320
FIELD GOALS-ATT	720-1846	771-1688	11/15/21	TEX. A&M-COMMERCE	L 62-65	914
Field goal pct	.390	.457	# 11/16/21	DENVER	W 78-64	848
3 POINT FG-ATT	181-621	233-647	# 11/17/21	IUPUI	W 60-57	678
3-point FG pct	.291	.360	# 11/21/21	A&M-CORPUS CHRISTI	L 58-77	1065
3-pt FG made per game	6.2	8.0	11/24/21	LAMAR UNIVERSITY	W 79-73	758
FREE THROWS-ATT	338-493	341-524	11/29/21	ST. MARY'S (TX)	W 75-65	970
Free throw pct	.686	.651	12/02/21	at Grand Canyon	L 71-74	6844
F-Throws made per game	11.7	11.8	^ 12/11/21	vs Sam Houston State	W 78-73	3100
REBOUNDS	1133	1085	12/17/21	UTRGV	L 50-68	748
Rebounds per game	39.1	37.4	12/21/21	at Illinois St.	L 64-81	2345
Rebounding margin	+1.7	-	* 01/01/22	at UAB	L 59-87	2730
ASSISTS	331	432	01/03/22	DALLAS CHRISTIAN	W 101-48	278
Assists per game	11.4	14.9	* 01/06/22	SOUTHERN MISS.	L 73-74	718
TURNOVERS	368	357	* 01/08/22	LOUISIANA TECH	L 63-79	773
Turnovers per game	12.7	12.3	* 01/13/22	at Old Dominion	L 51-83	4657
Turnover margin	-0.4	-	* 01/15/22	at Charlotte	L 53-62	26
Assist/turnover ratio	0.9	1.2	* 01/20/22	at UTEP	L 64-69	5021
STEALS	168	202	* 01/23/22	UTEP	L 54-59	924
Steals per game	5.8	7.0	* 01/27/22	FIU	W 73-66	801
BLOCKS	77	113	* 01/29/22	FLA. ATLANTIC	L 64-73	1129
Blocks per game	2.7	3.9	* 02/03/22	at Rice	L 78-91	1638
ATTENDANCE	13834	46602	* 02/05/22	at North Texas	L 45-69	4227
Home games-Avg/Game	16-865	12-3625	* 02/07/22	at Middle Tenn.	L 75-84	2802
Neutral site-Avg/Game	-	1-3100	* 02/12/22	WESTERN KY.	L 65-71	1123
			* 02/17/22	at Southern Miss.	Wot 98-79	3339
			* 02/19/22	at Louisiana Tech	L 71-95	3553
			* 02/24/22	UAB	L 56-68	805
Score by Periods						
1st	2nd	OT	Totals			
UTSA	918	1019	22	1959		
Opponents	961	1152	3	2116		

\* = Conference game

# = 210 San Antonio Shootout (San Antonio)

^ = Houston's Toyota Center

# COMBINED C-USA STATISTICS

RECORD:	OVERALL	HOME	AWAY	NEUTRAL
ALL GAMES	2-14	1-6	1-8	0-0
CONFERENCE	2-14	1-6	1-8	0-0
NON-CONFERENCE	0-0	0-0	0-0	0-0

#	Player	gp-gs	min	avg	Total		3-Point		F-Throw		Rebounds				pf	dq	a	to	blk	stl	pts	avg
					fg-fga	fg%	3fg-fga	3fg%	ft-fa	ft%	off	def	tot	avg								
24	Jacob Germany	16-16	466	29.1	104-217	.479	0-2	.000	41-62	.661	47	89	136	8.5	36	0	6	29	12	9	249	15.6
21	Jordan Ivy-Curry	10-8	263	26.3	46-144	.319	19-70	.271	23-31	.742	4	16	20	2.0	13	0	20	23	1	4	134	13.4
03	Dhieu Deing	10-1	257	25.7	39-127	.307	25-77	.325	16-21	.762	12	37	49	4.9	23	0	14	16	2	17	119	11.9
01	Darius McNeill	16-13	415	25.9	52-120	.433	4-21	.190	19-24	.792	12	33	45	2.8	27	0	34	28	1	20	127	7.9
00	Cedrick Alley Jr.	3-3	70	23.3	6-25	.240	4-13	.308	4-7	.571	4	7	11	3.7	3	0	6	3	0	3	20	6.7
32	Isaiah Addo-Ankrah	14-3	245	17.5	30-71	.423	27-62	.435	3-4	.750	8	19	27	1.9	14	0	6	11	0	4	90	6.4
10	Erik Czumbel	16-11	441	27.6	32-76	.421	9-31	.290	16-25	.640	0	40	40	2.5	48	1	49	21	3	4	89	5.6
02	Aleu Aleu	5-3	91	18.2	5-17	.294	2-7	.286	10-12	.833	5	7	12	2.4	8	0	4	9	0	1	22	4.4
11	Lachlan Bofinger	16-7	282	17.6	22-45	.489	0-1	.000	12-31	.387	21	40	61	3.8	26	0	10	14	6	5	56	3.5
22	Christian Tucker	11-5	194	17.6	12-47	.255	1-17	.059	12-15	.800	3	14	17	1.5	10	0	17	12	3	3	37	3.4
20	Lamin Sabally	10-4	133	13.3	11-37	.297	4-14	.286	5-8	.625	10	14	24	2.4	6	0	1	7	2	1	31	3.1
12	Phoenix Ford	15-6	255	17.0	20-41	.488	0-5	.000	4-11	.364	24	31	55	3.7	41	1	8	10	3	9	44	2.9
04	Josh Farmer	12-0	106	8.8	11-25	.440	0-6	.000	2-4	.500	2	17	19	1.6	15	1	1	8	2	3	24	2.0
13	Artan Jabbar	2-0	7	3.5	0-1	.000	0-1	.000	0-0	.000	0	1	1	0.5	0	0	0	1	0	0	0	0.0
Team											39	38	77					4				
Total.....		16	3225		390-993	.393	95-327	.291	167-255	.655	191	403	594	37.1	270	3	176	196	35	83	1042	65.1
Opponents.....		16	3225		428-900	.476	131-341	.384	222-318	.698	116	460	576	36.0	240	3	242	165	74	113	1209	75.6

TEAM STATISTICS	UTSA	OPP	Date	Opponent	Score	Att.
SCORING						
	1042	1209	*	01/01/22	at UAB	L 59-87 2730
Points per game	65.1	75.6	*	01/06/22	SOUTHERN MISS.	L 73-74 718
Scoring margin	-10.4	-	*	01/08/22	LOUISIANA TECH	L 63-79 773
FIELD GOALS-ATT						
	390-993	428-900	*	01/13/22	at Old Dominion	L 51-83 4657
Field goal pct	.393	.476	*	01/15/22	at Charlotte	L 53-62 26
3 POINT FG-ATT						
	95-327	131-341	*	01/20/22	at UTEP	L 64-69 5021
3-point FG pct	.291	.384	*	01/23/22	UTEP	L 54-59 924
3-pt FG made per game	5.9	8.2	*	01/27/22	FIU	W 73-66 801
FREE THROWS-ATT						
	167-255	222-318	*	01/29/22	FLA. ATLANTIC	L 64-73 1129
Free throw pct	.655	.698	*	02/03/22	at Rice	L 78-91 1638
F-Throws made per game	10.4	13.9	*	02/05/22	at North Texas	L 45-69 4227
REBOUNDS						
	594	576	*	02/07/22	at Middle Tenn.	L 75-84 2802
Rebounds per game	37.1	36.0	*	02/12/22	WESTERN KY.	L 65-71 1123
Rebounding margin	+1.1	-	*	02/17/22	at Southern Miss.	Wot 98-79 3339
ASSISTS						
	176	242	*	02/19/22	at Louisiana Tech	L 71-95 3553
Assists per game	11.0	15.1	*	02/24/22	UAB	L 56-68 805
TURNOVERS						
	196	165				
Turnovers per game	12.3	10.3				
Turnover margin	-1.9	-				
Assist/turnover ratio	0.9	1.5				
STEALS						
	83	113				
Steals per game	5.2	7.1				
BLOCKS						
	35	74				
Blocks per game	2.2	4.6				
ATTENDANCE						
	6273	27993				
Home games-Avg/Game	7-896	9-3110				
Neutral site-Avg/Game	-	0-0				

\* = Conference game

# = 210 San Antonio Shootout (San Antonio)

^ = Houston's Toyota Center

\* = Conference game  
 # = 210 San Antonio Shootout (San Antonio)  
 ^ = Houston's Toyota Center

Score by Periods	1st	2nd	OT	Totals
UTSA	477	543	22	1042
Opponents	572	634	3	1209

# GAME HIGHS

Opponent	Date	Score	Points	Rebounds	Assists	Steals	Blocked shots
TRINITY (TX)	11/09/21	97-66	24-Jacob Germany	7-Cedrick Alley Jr.	6-Darius McNeill	3-Dhieu Deing Erik Czumbel	2-Jacob Germany Cedrick Alley Jr.
at Oklahoma	11/12/21	44-96	15-Dhieu Deing	5-Josh Farmer Phoenix Ford	3-Erik Czumbel	1-Cedrick Alley Jr. Jordan Ivy-Curry Josh Farmer Darius McNeill	1-Jacob Germany
TEX. A&M-COMMERCE	11/15/21	62-65	16-Dhieu Deing	12-Cedrick Alley Jr.	4-Jordan Ivy-Curry	2-Dhieu Deing Cedrick Alley Jr.	1-Lachlan Bofinger Jacob Germany Jordan Ivy-Curry
DENVER	11/16/21	78-64	27-Jordan Ivy-Curry	11-Lachlan Bofinger	3-Jacob Germany Erik Czumbel	3-Jordan Ivy-Curry	1-Cedrick Alley Jr. Lachlan Bofinger
IUPUI	11/17/21	60-57	20-Dhieu Deing	14-Cedrick Alley Jr.	4-Jordan Ivy-Curry	3-Dhieu Deing	1-Jacob Germany
A&M-CORPUS CHRISTI	11/21/21	58-77	21-Jordan Ivy-Curry	7-Dhieu Deing	3-Jordan Ivy-Curry Erik Czumbel	3-Jordan Ivy-Curry	1-Jacob Germany Erik Czumbel Cedrick Alley Jr. Dhieu Deing
LAMAR UNIVERSITY	11/24/21	79-73	26-Dhieu Deing	5-Lachlan Bofinger	4-Jordan Ivy-Curry	2-Jacob Germany	2-Lachlan Bofinger Christian Tucker
ST. MARY'S (TX)	11/29/21	75-65	27-Dhieu Deing	12-Cedrick Alley Jr.	4-Dhieu Deing	2-Dhieu Deing Jacob Germany	1-Jacob Germany Lachlan Bofinger Erik Czumbel
at Grand Canyon	12/02/21	71-74	24-Cedrick Alley Jr.	11-Cedrick Alley Jr.	2-Jordan Ivy-Curry Christian Tucker Erik Czumbel	2-Cedrick Alley Jr.	1-Cedrick Alley Jr.
vs Sam Houston State	12/11/21	78-73	26-Deing,Dhieu	8-Jacob Germany	3-Jordan Ivy-Curry	4-Cedrick Alley Jr.	3-Jacob Germany
UTRGV	12/17/21	50-68	16-Jacob Germany	9-Jacob Germany	4-Erik Czumbel	2-Dhieu Deing Cedrick Alley Jr.	2-Jacob Germany
at Illinois St.	12/21/21	64-81	17-Jacob Germany	7-Lamin Sabally	2-Christian Tucker Dhieu Deing Erik Czumbel	2-Lachlan Bofinger Christian Tucker	1-Jacob Germany
at UAB	01/01/22	59-87	26-Jacob Germany	10-Jacob Germany	2-Erik Czumbel Aleu Aleu	2-Dhieu Deing	1-Christian Tucker Jacob Germany Josh Farmer
DALLAS CHRISTIAN	01/03/22	101-48	17-Jordan Ivy-Curry	10-Lachlan Bofinger	6-Christian Tucker	2-Jordan Ivy-Curry Jacob Germany	2-Lamin Sabally Darius McNeill
SOUTHERN MISS.	01/06/22	73-74	23-Jordan Ivy-Curry	9-Jacob Germany	3-Cedrick Alley Jr.	3-Jacob Germany Cedrick Alley Jr.	None
LOUISIANA TECH	01/08/22	63-79	22-Jordan Ivy-Curry	13-Jacob Germany	3-Christian Tucker	2-Darius McNeill	1-Phoenix Ford
at Old Dominion	01/13/22	51-83	16-Erik Czumbel	7-Jacob Germany	4-Darius McNeill	1-Aleu Aleu Darius McNeill	1-Josh Farmer Lamin Sabally
at Charlotte	01/15/22	53-62	10-Christian Tucker	12-Lamin Sabally	2-Lachlan Bofinger Christian Tucker	2-Lachlan Bofinger	1-Christian Tucker Lamin Sabally Jacob Germany
at UTEP	01/20/22	64-69	21-Jacob Germany	10-Jacob Germany	8-Erik Czumbel	1-Isaiah Addo-Ankrah Jacob Germany	2-Erik Czumbel
UTEP	01/23/22	54-59	20-Darius McNeill	6-Phoenix Ford	3-Darius McNeill	1-Darius McNeill Isaiah Addo-Ankrah Josh Farmer Christian Tucker Erik Czumbel	1-Jacob Germany
FIU	01/27/22	73-66	23-Jacob Germany	11-Jacob Germany	5-Erik Czumbel	2-Dhieu Deing Darius McNeill	1-Jacob Germany Dhieu Deing Darius McNeill



# GAME HIGHS

**2021-22 UTSA Roadrunners Basketball  
UTSA Game-by-Game Highs (as of Feb 24, 2022)  
All games**

Opponent	Date	Score	Points	Rebounds	Assists	Steals	Blocked shots
FLA. ATLANTIC	01/29/22	64-73	19-Jordan Ivy-Curry	10-Jacob Germany	4-Darius McNeill	3-Dhieu Deing	2-Jacob Germany Lachlan Bofinger
at Rice	02/03/22	78-91	20-Jacob Germany	9-Jacob Germany	9-Jordan Ivy-Curry	4-Phoenix Ford	3-Jacob Germany
at North Texas	02/05/22	45-69	15-Jordan Ivy-Curry	8-Phoenix Ford	1-Jordan Ivy-Curry Darius McNeill Christian Tucker	2-Dhieu Deing	1-Phoenix Ford
at Middle Tenn.	02/07/22	75-84	19-Jordan Ivy-Curry	9-Jacob Germany	4-Dhieu Deing	2-Jacob Germany Jordan Ivy-Curry	1-Jacob Germany
WESTERN KY.	02/12/22	65-71	26-Jacob Germany	11-Jacob Germany	6-Darius McNeill	2-Darius McNeill	2-Lachlan Bofinger
at Southern Miss.	02/17/22	98-79	26-Dhieu Deing	10-Dhieu Deing	11-Erik Czumbel	2-Dhieu Deing Darius McNeill	1-Erik Czumbel Lachlan Bofinger
at Louisiana Tech	02/19/22	71-95	21-Jacob Germany	10-Jacob Germany	3-Erik Czumbel	3-Dhieu Deing Darius McNeill	None
UAB	02/24/22	56-68	16-Dhieu Deing	7-Jacob Germany	6-Erik Czumbel	4-Darius McNeill	1-Dhieu Deing Jacob Germany

### PER 40-MINUTE AVERAGES

##	Player	min	fgm	fga	pct	3fgm	3fga	pct	ftm	fta	pct	oreb	dreb	treb	pf	a	to	blk	stl	pts
0	Cedrick Alley Jr.	40	4.8	14.1	.342	1.5	5.3	.291	2.3	3.4	.686	3.2	6.7	9.9	2.4	2.4	2.0	0.5	1.7	13.6
32	Isaiah Addo-Ankrah	40	4.6	11.7	.392	4.1	10.0	.412	0.9	1.0	.857	1.2	3.1	4.3	2.2	0.9	1.8	0.1	0.6	14.2
02	Aleu Aleu	40	3.2	9.5	.333	1.3	4.5	.294	3.4	4.2	.813	2.6	3.7	6.4	4.0	2.1	3.7	0.0	0.8	11.1
11	Lachlan Bofinger	40	3.7	7.8	.476	0.0	0.6	.000	1.2	3.2	.382	4.1	6.2	10.3	3.4	2.0	2.1	1.0	0.9	8.7
10	Erik Czumbel	40	2.2	6.0	.373	0.5	2.4	.233	1.2	2.0	.611	0.2	3.6	3.8	4.0	4.1	1.6	0.3	0.5	6.3
03	Dhieu Deing	40	7.1	20.5	.347	3.5	11.5	.306	3.3	4.3	.754	2.1	5.9	8.0	2.7	2.1	2.7	0.3	2.2	21.0
04	Josh Farmer	40	4.0	11.0	.362	0.4	2.8	.133	1.5	2.5	.615	3.2	6.6	9.9	4.5	0.6	3.6	0.6	0.8	9.9
12	Phoenix Ford	40	2.8	6.1	.460	0.1	0.7	.143	0.7	2.4	.280	4.1	4.6	8.6	6.6	1.4	1.6	0.5	1.3	6.4
24	Jacob Germany	40	8.7	18.2	.480	0.1	0.5	.100	4.3	6.0	.718	4.0	6.6	10.7	3.1	0.8	2.8	1.3	0.9	21.8
21	Jordan Ivy-Curry	40	7.0	20.1	.347	3.1	9.2	.338	3.1	3.9	.804	0.9	2.5	3.4	1.7	3.3	3.5	0.2	1.3	20.1
13	Artan Jabbar	40	4.0	14.7	.273	1.3	10.7	.125	0.0	2.7	.000	0.0	4.0	4.0	2.7	4.0	2.7	0.0	0.0	9.3
01	Darius McNeill	40	4.4	10.4	.425	0.5	2.3	.200	1.8	2.2	.818	1.0	3.2	4.2	3.0	3.1	2.3	0.3	1.7	11.1
20	Lamin Sabally	40	3.6	10.4	.348	1.3	3.6	.348	1.1	1.7	.636	3.6	4.7	8.3	1.4	0.8	2.2	0.6	0.3	9.6
22	Christian Tucker	40	2.7	9.0	.295	0.5	3.2	.143	3.8	5.0	.767	0.5	3.7	4.2	3.4	3.1	3.1	0.7	1.0	9.6

### GAME-BY-GAME COMPARISON

Opponent	1st	2nd	Score	Mar	Total FG	FG Pct	3-Pointers	3FG Pct	Free Throws	FT Pct	Rebounds	Assist	T/Over	Block	Steal	Fouls
TRINITY (TX)	49/30	48/36	97-66	+31	36-76/28-63	.474/.444	7-23/6-26	.304/.231	18-25/4-8	.720/.500	44/37 +7	24/17	8/20	5/1	12/1	13/18
Oklahoma	10/33	34/63	44-96	(52)	15-66/39-67	.227/.582	8-31/11-26	.258/.423	6-10/7-12	.600/.583	32/52 (20)	5/22	15/10	1/4	4/8	12/13
TEX. A&M-COMMERCE	31/29	31/36	62-65	(3)	25-62/21-47	.403/.447	3-17/5-19	.176/.263	9-19/18-31	.474/.581	41/35 +6	9/14	17/18	3/4	7/10	18/19
DENVER	42/35	36/29	78-64	+14	29-63/22-59	.460/.373	8-20/10-30	.400/.333	12-17/10-15	.706/.667	44/32 +12	10/14	9/11	2/4	4/3	14/13
IUPUI	28/33	32/24	60-57	+3	21-63/23-47	.333/.489	7-19/7-18	.368/.389	11-16/4-8	.688/.500	33/37 (4)	11/13	10/15	1/6	7/4	11/14
A&M-CORPUS CHRISTI	29/40	29/37	58-77	(19)	22-69/29-58	.319/.500	5-26/2-11	.192/.182	9-14/17-25	.643/.680	34/52 (18)	11/11	11/19	4/3	9/8	21/18
LAMAR UNIVERSITY	35/28	44/45	79-73	+6	25-53/26-62	.472/.419	6-20/6-21	.300/.286	23-28/15-24	.821/.625	31/40 (9)	14/12	12/13	5/2	5/6	18/21
ST. MARY'S (TX)	37/25	38/40	75-65	+10	24-59/25-72	.407/.347	4-14/5-26	.286/.192	23-34/10-18	.676/.556	52/38 +14	13/13	18/10	3/5	5/12	13/23
Grand Canyon	29/34	42/40	71-74	(3)	25-69/27-59	.362/.458	6-23/11-28	.261/.393	15-17/9-20	.882/.450	51/32 +9	8/15	13/8	1/3	3/8	22/16
Sam Houston State	42/24	36/49	78-73	+5	27-57/27-67	.474/.403	10-23/15-35	.435/.429	14-14/4-9	1000/.444	36/37 (1)	11/12	14/15	4/0	10/5	11/12
UTRGV	26/27	24/41	50-68	(18)	19-74/25-58	.257/.431	2-21/7-17	.095/.412	10-13/11-18	.769/.611	42/49 (7)	9/12	14/19	3/3	5/6	17/16
Illinois St.	28/39	36/42	64-81	(17)	25-66/33-60	.379/.550	3-20/9-23	.150/.391	11-19/6-12	.579/.500	36/40 (4)	9/21	10/15	1/2	7/7	18/23
UAB	31/49	28/38	59-87	(28)	22-63/32-65	.349/.492	2-15/10-21	.133/.476	13-19/13-17	.684/.765	33/45 (12)	8/16	12/9	3/2	4/9	14/16
DALLAS CHRISTIAN	55/12	46/36	101-48	+53	37-76/18-69	.487/.261	17-37/8-26	.459/.308	10-12/4-6	.833/.667	63/28 +35	21/14	21/19	9/2	7/11	10/16
SOUTHERN MISS.	32/32	41/42	73-74	(1)	24-63/28-57	.381/.491	8-20/6-20	.400/.300	17-25/12-18	.680/.667	40/36 +4	8/12	10/13	0/7	8/8	14/17
LOUISIANA TECH	26/40	37/39	63-79	(16)	25-59/30-62	.424/.484	5-17/14-28	.294/.500	8-15/5-12	.533/.417	41/32 +9	10/19	14/7	1/3	2/6	11/13
Old Dominion	21/33	30/50	51-83	(32)	19-49/34-55	.388/.618	1-13/7-16	.077/.438	12-21/8-15	.571/.533	27/33 (6)	8/19	11/6	2/1	2/8	14/17
Charlotte	22/34	31/28	53-62	(9)	20-68/17-49	.294/.347	2-16/8-25	.125/.320	11-17/20-24	.647/.833	48/36 +12	7/14	13/12	3/8	4/5	18/19
UTEP	38/27	26/42	64-69	(5)	26-59/23-58	.441/.397	4-13/10-28	.308/.357	8-16/13-15	.500/.867	41/32 +9	10/17	8/4	4/7	2/5	12/13
UTEP	20/30	34/29	54-59	(5)	20-58/21-52	.345/.404	2-12/8-20	.167/.400	12-19/9-12	.632/.750	38/35 +3	7/14	13/14	1/11	5/6	15/15
FIU	30/22	43/44	73-66	+7	26-66/26-63	.394/.413	7-24/9-28	.292/.321	14-19/5-10	.737/.500	45/37 +8	13/18	10/11	3/7	7/3	13/14
FLA. ATLANTIC	38/35	26/38	64-73	(9)	25-74/21-55	.338/.382	8-29/9-24	.276/.375	6-13/22-26	.462/.846	47/41 +6	12/11	15/13	5/4	5/11	22/16
Rice	40/44	38/47	78-91	(13)	33-66/33-53	.500/.623	7-16/7-14	.438/.500	5-8/18-25	.625/.720	29/31 (2)	18/20	13/11	4/1	7/7	17/11
North Texas	17/34	28/35	45-69	(24)	14-48/23-42	.292/.548	5-21/5-11	.238/.455	12-15/18-32	.800/.563	31/32 (1)	3/11	17/9	1/4	2/10	24/15
Middle Tenn.	32/38	43/46	75-84	(9)	30-70/29-54	.429/.537	9-29/7-16	.310/.438	6-10/19-22	.600/.864	35/34 +1	11/10	11/10	1/5	7/7	18/15
WESTERN KY.	35/37	30/34	65-71	(6)	26-61/25-53	.426/.472	7-26/9-24	.269/.375	6-8/12-21	.750/.571	33/36 (3)	18/12	9/8	3/3	5/4	20/11
Southern Miss.	38/38	38/38	98-79	+19	35-75/29-66	.467/.439	15-32/6-22	.469/.273	13-18/15-23	.722/.652	40/43 (3)	23/16	7/15	2/7	6/4	20/20
Louisiana Tech	27/42	44/53	71-95	(24)	25-60/32-60	.417/.533	5-22/13-33	.227/.394	16-24/18-25	.667/.720	35/36 (1)	10/21	15/11	0/1	9/9	22/18
UAB	30/37	26/31	56-68	(12)	20-54/25-56	.370/.446	8-22/3-11	.364/.273	8-8/15-21	1000/.714	31/37 (6)	10/12	18/12	2/3	8/11	16/10

#### C-USA 2021-22 RECAP

	Player of the Week (School)	Fresh of the Week
Week 1	Dayvion McKnight (WKU)	Tevin Brewer (FIU)
Week 2	Aly Khalifa (Charlotte)	Taefale Lenard Jr. (MT)
Week 3	Kenneth Lofton, Jr. (LAT)	Rashad Bolden (USM)
Week 4	Kenneth Lofton, Jr. (LAT)	Aly Khalifa (Charlotte)
Week 5	Taeveion Kinsey (Marshall)	Denver Jones (FIU)
Week 6	Cameron Justice (WKU)	Kevin Kalu (UTEP)
Week 7	Jahmir Young (Charlotte)	Rashad Bolden (USM)
Week 8	Cobe Williams (LAT)	Aaron Scott (UNT)
Week 9	Carl Pierre (Rice)	Aaron Scott (UNT)
Week 10	Jordan Walker (UAB)	Teafale Lenard Jr. (MT)
Week 11	Jordan Walker (UAB)	Aaron Scott (UNT)
Week 12	Souley Boum (UTEP)	Aly Khalifa (Charlotte)
Week 13	Jordan Walker (UAB)	Aly Khalifa (Charlotte)
Week 14	Josh Jefferson (MTSU)	Teafale Lenard, Jr. (MTSU)
Week 15	Dayvion McKnight (WKU)	Aly Khalifa (Charlotte)
Week 16	Kalu Ezikpe (ODU)	Teafale Lenard, Jr. (MT)

#### 2021-22 C-USA PRESEASON POLL

1. UAB (8 first-place votes) – 190 points
2. Louisiana Tech (6) – 184 points
3. WKU – 162 points
4. Marshall – 147 points
5. Old Dominion – 130 points
6. North Texas – 124 points
7. Charlotte – 110 points
8. Rice – 104 points
9. Florida Atlantic – 84 points
10. UTEP – 82 points
11. UTSA – 48 points
12. Southern Miss – 42 points
13. FIU – 36 points
14. Middle Tennessee – 28 points

#### PRESEASON ALL-CONFERENCE TEAM

Jahmir Young, Charlotte, JR, G  
 Taeveion Kinsey, Marshall, SR, G  
 Kenneth Lofton, Jr. LA Tech, FR, F  
 Josh Anderson, WKU, SR, G  
 Quincy Olivari, Rice, SO, G  
 Tyler Stevenson, Southern Miss, JR, F  
 Tavin Lovan, UAB, JR, G  
 Souley Boum, UTEP, R-JR, G  
 Thomas Bell, North Texas, SR, F  
 Kalu Ezikpe, Old Dominion, JR, F  
 Isaiah Crawford, LA Tech, SO, F





# 1 • DARIUS McNEILL

6-3 • 185 • SENIOR - TR • GUARD

HOUSTON, TEXAS / WESTFIELD HS / CAL / SMU

## As a Senior (2021-22)

- Made UTSA debut with 11 points and four rebounds, adding six assists and a steal in 29 minutes of the season opener vs. Trinity
- Played 30 minutes at Oklahoma with a steal and an assist
- Had consecutive six-point games in UTSA games vs. Texas A&M-Commerce and Denver
- Played five minutes in the first half in a win over Lamar before suffering an injury
- Bounced back after missing nearly a month due to injury, playing 14 minutes vs. UTRGV
- Logged nine minutes at Illinois State, banking in a free-throw line jumper, his first points in a month due to injury
- Had nine points in 18 minutes at UAB
- Had 13 points and nine rebounds in 17 minutes in a win over Dallas Christian
- Chipped in seven points in 17 minutes vs. Southern Miss
- Made first start since Nov. 21 on Jan. 13 at ODU
- Had the best game of his youthful UTSA career with 19 points - playing the full 40 minutes - at UTEP, connecting on 7 of 12 shots from the field
- Turned in 20 points on 7 of 15 shooting in the finale vs. UTEP, adding four rebounds and three assists
- Had seven points, all in the second half, in 30 minutes vs. FAU
- In return to Houston, had 12 points, four rebounds and four assists on 6 of 11 shooting in 27 minutes at Rice
- Dished out six assists with six points and five rebounds in 35 minutes vs. WKU
- Had 14 points and five assists in 32 minutes of an OT win at Southern Miss
- Went for four points and three steals in 23 minutes at LA Tech

## Season Highs

### Points

20 vs. UTEP (1/23/22)

### Rebounds

9 vs. Dallas Christian (1/3/22)

### Field Goals Made

7, twice, last vs. UTEP (1/23/22)

### Field Goal Attempts

15 vs. UTEP (1/23/22)

### 3-Pt Field Goals Made

2 vs. UAB (2/24/22)

### 3-Pt Field Goal Attempts

3, 4x, last vs. UAB (2/24/22)

### Free Throws Made

6 vs. UTEP (1/23/22)

### Free Throw Attempts

7 vs. UTEP (1/23/22)

### Assists

6, twice, last vs. WKU (2/12/22)

### Steals

4 vs. UAB (2/24/22)

### Blocked Shots

2 vs. Dallas Christian (1/3/22)

### Minutes

40 at UTEP (1/20/22))

## Career Highs

### Points

30 vs. Cal State Fullerton (12/16/17)

### Rebounds

9 vs. Dallas Christian (1/3/22)

### Field Goals Made

11 vs. Cal State Fullerton (12/16/17)

### Field Goal Attempts

17 twice, last vs. Stanford (3/7/18)

### 3-Pt Field Goals Made

6 vs. CSUN (11/28/17)

### 3-Pt Field Goal Attempts

13 vs. San Jose State (12/21/18)

### Free Throws Made

6, 4x, last vs. UTEP (1/23/22)

### Free Throws Attempt

8 vs. Portland State (12/21/17)

### Assists

6, 3x, last vs. WKU (2/12/22)

### Steals

7 at UCLA (1/5/19)

### Blocked Shots

2, twice, last vs. Arizona State (1/20/18)

## McNeill's 2021-22 Game-by-Game

Opponent	Date	gs	min	Total		3-Pointers		Free throws		Rebounds				pf	a	t/o	blk	stl	pts	avg	
				fg-fga	pct	3fg-fga	pct	ft-fa	pct	off	def	tot	avg								
TRINITY (TX)	11/09/21	*	29	4-6	.667	1-2	.500	2-3	.667	1	3	4	4.0	4	6	2	0	1	11	11.0	
at Oklahoma	11/12/21	*	30	0-3	.000	0-1	.000	0-0	.000	0	2	2	3.0	0	1	2	0	1	0	5.5	
TEX. A&M-COMMERCE	11/15/21	*	21	2-3	.667	0-0	.000	2-2	1.000	0	0	0	2.0	1	1	0	0	0	6	5.7	
DENVER	11/16/21	*	28	2-7	.286	0-1	.000	2-2	1.000	0	2	2	2.0	1	2	0	0	0	6	5.8	
IUPUI	11/17/21	*	20	1-4	.250	1-2	.500	0-0	.000	0	1	1	1.8	1	0	0	0	0	3	5.2	
A&M-CORPUS CHRISTI	11/21/21	*	25	1-5	.200	0-3	.000	0-0	.000	0	0	0	1.5	4	1	2	0	2	2	4.7	
LAMAR UNIVERSITY	11/24/21		5	0-1	.000	0-1	.000	0-0	.000	0	1	1	1.4	2	0	0	0	0	0	4.0	
UTRGV	12/17/21		14	0-2	.000	0-1	.000	0-0	.000	0	0	0	1.3	4	0	1	1	1	0	3.5	
at Illinois St.	12/21/21		9	1-1	1.000	0-0	.000	0-0	.000	0	0	0	1.1	0	0	0	0	0	2	3.3	
at UAB	01/01/22		18	4-5	.800	0-1	.000	1-2	.500	0	1	1	1.1	0	1	1	0	1	9	3.9	
DALLAS CHRISTIAN	01/03/22		17	5-8	.625	1-3	.333	2-2	1.000	2	7	9	1.8	2	3	1	2	1	13	4.7	
SOUTHERN MISS.	01/06/22		17	3-7	.429	1-2	.500	0-0	.000	0	1	1	1.8	2	0	0	0	0	7	4.9	
LOUISIANA TECH	01/08/22		21	3-7	.429	0-1	.000	1-2	.500	0	4	4	1.9	1	1	2	0	2	7	5.1	
at Old Dominion	01/13/22	*	19	1-4	.250	0-0	.000	0-0	.000	0	0	0	1.8	0	4	2	0	1	2	4.9	
at Charlotte	01/15/22	*	25	3-9	.333	0-2	.000	0-0	.000	1	4	5	2.0	0	1	2	0	1	6	4.9	
at UTEP	01/20/22	*	40	7-12	.583	1-2	.500	4-4	1.000	1	4	5	2.2	1	1	1	0	0	19	5.8	
UTEP	01/23/22	*	36	7-15	.467	0-3	.000	6-7	.857	2	2	4	2.3	2	3	3	0	1	20	6.6	
FIU	01/27/22	*	22	1-6	.167	0-0	.000	2-2	1.000	0	2	2	2.3	2	1	2	1	2	4	6.5	
FLA. ATLANTIC	01/29/22	*	30	3-6	.500	0-1	.000	1-1	1.000	2	2	4	2.4	4	1	0	0	7	6.5		
at Rice	02/03/22	*	27	6-11	.545	0-0	.000	0-0	.000	1	3	4	2.5	2	4	1	0	0	12	6.8	
at North Texas	02/05/22	*	16	0-3	.000	0-1	.000	0-0	.000	0	1	1	2.4	3	1	3	0	0	0	6.5	
at Middle Tenn.	02/07/22	*	22	1-7	.143	0-0	.000	0-0	.000	3	1	4	2.5	1	1	0	0	1	2	6.3	
WESTERN KY.	02/12/22	*	35	3-8	.375	0-3	.000	0-0	.000	0	5	5	2.6	4	6	1	0	2	6	6.3	
at Southern Miss.	02/17/22	*	31	5-10	.500	0-2	.000	4-6	.667	1	0	1	2.5	3	5	1	0	2	14	6.6	
at Louisiana Tech	02/19/22	*	23	2-4	.500	0-0	.000	0-0	.000	1	1	2	2.5	2	1	3	0	3	4	6.5	
UAB	02/24/22	*	33	3-6	.500	2-3	.667	0-0	.000	0	2	2	2.5	0	0	5	0	4	8	6.5	
Totals			19	613	68-160	.425	7-35	.200	27-33	.818	15	49	64	2.5	46	48	36	4	26	170	6.5
Games played: 26										Rebounds/game: 2.5											
Minutes/game: 23.6										Assists/game: 1.8											
Points/game: 6.5										Turnovers/game: 1.4											
FG Pct: 42.5										Assist/turnover ratio: 1.3											
3FG Pct: 20.0										Steals/game: 1.0											
FT Pct: 81.8										Blocks/game: 0.2											

## McNeill's Career Stats

Season	gp-gs	min/avg	Total	3-Point	F-Throws	Rebounds	pf	fo	ast	to	blk	stl	pts	avg
2017-18*	32-30	1051/32.8	128-336 .381	67-190 .353	40-54 .741	10 84 94 2.9	76	2	70	70	6	39	363	11.3
2018-19*	31-28	1013/32.7	122-312 .391	66-189 .349	32-46 .696	7 37 44 1.4	69	0	28	34	2	46	342	11.0
2021-22	26-19	613/23.6	68-160 .425	7-35 .200	27-33 .818	15 49 64 2.5	46	0	48	36	4	26	170	6.5
TOTAL	26-19	613/23.6	68-160 .425	7-35 .200	27-33 .818	15 49 64 2.5	46	0	48	36	4	26	170	6.5
All*	89-77	2677/30.1	318-808 .394	140-414 .338	99-133 .744	32 170 202 2.3	191	2	146	140	12	111	875	9.8





## 2 • ALEU ALEU

6-8 • 180 • JUNIOR - TR • GUARD / FORWARD

AUSTIN, TEXAS / AUSTIN HS / TEMPLE CC

### As a Junior (2021-22)

- Made NCAA debut with five minutes off the bench vs. Lamar, grabbing a rebound
- Logged three minutes as he returns from injury in a win over St. Mary's
- Went for his first four career points in a game at Grand Canyon, playing a career-long 11 minutes with three rebounds
- Had the best game of his youthful career in a win over Sam Houston at Houston's Toyota Center, playing 22 minutes, sinking a key corner 3-pointer, with three boards, two steals and two assists
- Missed the UTRGV and ISU games due to UTSA COVID-19 Health and Safety Protocols
- Made first career start at UAB, playing 26 minutes with six points, four rebounds and two assists
- Poured in 13 games on 5 of 7 shooting with five rebounds and two assists in 19 minutes in a win over Dallas Christian
- Had 11 points, seven rebounds and an assist in 23 minutes vs. Southern Miss
- Suffered a season-ending injury at Charlotte after hitting a 3-pointer

### Season Highs

#### Points

13 vs. Dallas Christian (1/3/22)

#### Rebounds

7 vs. USM (1/6/22)

#### Field Goals Made

5 vs. Dallas Christian (1/3/22)

#### Field Goal Attempts

7 vs. Dallas Christian (1/3/22)

#### 3-Pt Field Goals Made

2 vs. Dallas Christian (1/3/22)

#### 3-Pt Field Goal Attempts

4 vs. Dallas Christian (1/3/22)

#### Free Throws Made

6 at UAB (1/1/22)

#### Free Throw Attempts

6 at UAB (1/1/22)

#### Assists

2, 3x, last vs. Dallas Christian (1/3/22)

#### Steals

2 vs. Sam Houston (12/11/21)

#### Blocked Shots

-

#### Minutes

26 at UAB (1/1/22)

### Career Highs

#### Points

13 vs. Dallas Christian (1/3/22)

#### Rebounds

7 vs. USM (1/6/22)

#### Field Goals Made

5 vs. Dallas Christian (1/3/22)

#### Field Goal Attempts

7 vs. Dallas Christian (1/3/22)

#### 3-Pt Field Goals Made

2 vs. Dallas Christian (1/3/22)

#### 3-Pt Field Goal Attempts

4 vs. Dallas Christian (1/3/22)

#### Free Throws Made

6 at UAB (1/1/22)

#### Free Throw Attempts

6 at UAB (1/1/22)

#### Assists

2, 3x, last vs. Dallas Christian (1/3/22)

#### Steals

2 vs. Sam Houston (12/11/21)

#### Blocked Shots

-

#### Minutes

26 at UAB (1/1/22)

### Aleu's 2021-22 Game-by-Game

Opponent	Date	gs	min	Total		3-Pointers		Free throws		Rebounds				pf	a	t/o	blk	stl	pts	avg
				fg-fga	pct	3fg-fga	pct	ft-fa	pct	off	def	tot	avg							
LAMAR UNIVERSITY	11/24/21	5		0-3	.000	0-2	.000	0-0	.000	0	1	1	1.0	0	0	1	0	0	0	0.0
ST. MARY'S (TX)	11/29/21	3		0-1	.000	0-1	.000	0-0	.000	0	0	0	0.5	0	0	1	0	0	0	0.0
at Grand Canyon	12/02/21	11		1-3	.333	0-0	.000	2-2	1.000	2	1	3	1.3	2	0	0	0	0	4	1.3
vs Sam Houston State	12/11/21	22		1-5	.200	1-3	.333	0-0	.000	1	2	3	1.8	3	2	0	0	2	3	1.8
at UAB	01/01/22	*	26	0-5	.000	0-1	.000	6-6	1.000	2	2	4	2.2	3	2	1	0	0	6	2.6
DALLAS CHRISTIAN	01/03/22	*	19	5-7	.714	2-4	.500	1-2	.500	2	3	5	2.7	2	2	3	0	0	13	4.3
SOUTHERN MISS.	01/06/22	*	23	4-9	.444	1-3	.333	2-2	1.000	2	5	7	3.3	1	1	4	0	0	11	5.3
LOUISIANA TECH	01/08/22	*	19	0-1	.000	0-1	.000	0-0	.000	0	0	0	2.9	2	1	1	0	0	0	4.6
at Old Dominion	01/13/22	20		0-1	.000	0-1	.000	2-4	.500	1	0	1	2.7	2	0	2	0	1	2	4.3
at Charlotte	01/15/22	3		1-1	1.000	1-1	1.000	0-0	.000	0	0	0	2.4	0	0	1	0	0	3	4.2
Totals		4	151	12-36	.333	5-17	.294	13-16	.813	10	14	24	2.4	15	8	14	0	3	42	4.2

Games played: 10  
Minutes/game: 15.1  
Points/game: 4.2  
FG Pct: 33.3  
3FG Pct: 29.4  
FT Pct: 81.3

Rebounds/game: 2.4  
Assists/game: 0.8  
Turnovers/game: 1.4  
Assist/turnover ratio: 0.6  
Steals/game: 0.3

### Aleu's Career Stats

Season	gp-gs	min/avg	Total		3-Point		F-Throws		Rebounds				pf	fo	ast	to	blk	stl	Scoring	
			fg-fga	pct	fg-fga	pct	ft-fa	pct	off	def	tot	avg							pts	avg
2021-22	10-4	151/15.1	12-36	.333	5-17	.294	13-16	.813	10	14	24	2.4	15	0	8	14	0	3	42	4.2
TOTAL	10-4	151/15.1	12-36	.333	5-17	.294	13-16	.813	10	14	24	2.4	15	0	8	14	0	3	42	4.2



# 3 • DHEIU DEING

6-5 • 175 • JUNIOR - TR • GUARD

HIGH POINT, N.C. / HIGH POINT CENTRAL HS / USK AIKEN / DODGE CITY [KAN.] CC

## As a Junior (2021-22)

- Made UTSA debut with 13 points, five rebounds, four assists and three steals in 23 minutes of the season opener vs. Trinity, splashing three 3-pointers
- Led the team with 15 points at Oklahoma, splashing five 3-pointers in 12 attempts
- Had 16 points and nine boards vs. Texas A&M-Commerce
- Went for 11 points and eight rebounds vs. Denver
- Had a career-high and game-best 20 points with five rebounds in a win over IUPUI, scoring seven straight points during a 9-0 run to close the game and 11 of UTSA's 16-3 run to finish off a comeback win, including the go-ahead free throws
- Went for 11 points and seven rebounds vs. Texas A&M-Corpus Christi
- Had a career-high 26 points, three assists and three rebounds in a win over Lamar, going 7 of 7 from the free-throw line
- Splashed 27 points with 11 rebounds for his first career double-double in a win over St. Mary's
- Had 11 points, four rebounds and an assist at Grand Canyon, going 5 of 13 from the field and 1 of 6 at Grand Canyon
- Poured in a game-high 26 points on 8 of 18 shooting and 4 of 10 from deep, adding a 6 of 6 mark from the line in a win over Sam Houston in Houston's Toyota Center, adding three boards, two steals and one assist in 32 minutes
- Had seven points and eight boards in a loss to UTRGV
- Collected 14 points, five rebounds and two assists in 34 minutes at Illinois State
- Returned to action after a seven game absence to go for 19 points - including 15 in the second half - in 26 minutes, adding four rebounds in a win over FIU
- Played 33 minutes off the bench with eight points and seven rebounds vs. FAU
- Had seven points, three rebounds and an assist in 14 minutes at Rice
- Went for 14 points, six rebounds and four assists in 27 minutes
- Had a game-high 26 points with 10 rebounds - his second double-double - in a win at USM
- Finished with 15 points in 24 minutes, with three steals, at LA Tech

## Season Highs

### Points

27 vs. St. Mary's (11/29/21)

### Rebounds

11 vs. St. Mary's (11/29/21)

### Field Goals Made

9, twice, last at USM (2/17/22)

### Field Goal Attempts

20 at USM (2/17/22)

### 3-Pt Field Goals Made

6 at USM (2/17/22)

### 3-Pt Field Goal Attempts

14 at USM (2/17/22)

### Free Throws Made

7 vs. Lamar (11/24/21)

### Free Throw Attempts

9 vs. St. Mary's (11/29/21)

### Assists

4, 4x, last vs. WKU (2/12/22)

### Steals

3, twice, last vs. IUPUI (11/17/21)

### Blocked Shots

1, twice, last vs. TAMU-CC (11/21/21)

### Minutes

34 at Illinois State (12/21/21)

## Career Highs

### Points

27 vs. St. Mary's (11/29/21)

### Rebounds

11 vs. St. Mary's (11/29/21)

### Field Goals Made

9, twice, last at USM (2/17/22)

### Field Goal Attempts

20 at USM (2/17/22)

### 3-Pt Field Goals Made

6 at USM (2/17/22)

### 3-Pt Field Goal Attempts

14 at USM (2/17/22)

### Free Throws Made

7 vs. Lamar (11/24/21)

### Free Throw Attempts

9 vs. St. Mary's (11/29/21)

### Assists

4, 4x, last vs. WKU (2/12/22)

### Steals

3, twice, last vs. IUPUI (11/17/21)

### Blocked Shots

1, twice, last vs. TAMU-CC (11/21/21)

### Minutes

34 at Illinois State (12/21/21)

## Deing's 2021-22 Game-by-Game

Opponent	Date	gs	min	Total		3-Pointers		Free throws		Rebounds				pf	a	t/o	blk	stl	pts	avg	
				fg-fga	pct	3fg-fga	pct	ft-fa	pct	off	def	tot	avg								
TRINITY (TX)	11/09/21	*	23	4-7	.571	3-6	.500	2-3	.667	0	5	5	5.0	2	4	1	1	3	13	13.0	
at Oklahoma	11/12/21	*	26	5-15	.333	5-12	.417	0-0	.000	1	2	3	4.0	1	0	2	0	0	15	14.0	
TEX. A&M-COMMERCE	11/15/21	*	32	6-19	.316	2-10	.200	2-2	1.000	3	6	9	5.7	2	0	2	0	2	16	14.7	
DENVER	11/16/21	*	23	4-9	.444	2-4	.500	1-3	.333	2	6	8	6.3	2	0	2	0	0	11	13.8	
IUPUI	11/17/21	*	27	7-17	.412	2-6	.333	4-6	.667	3	2	5	6.0	0	1	0	0	3	20	15.0	
A&M-CORPUS CHRISTI	11/21/21	*	26	4-17	.235	1-10	.100	2-4	.500	3	4	7	6.2	0	1	2	1	1	11	14.3	
LAMAR UNIVERSITY	11/24/21	*	34	8-14	.571	3-7	.429	7-7	1.000	1	2	3	5.7	1	3	1	0	0	26	16.0	
ST. MARY'S (TX)	11/29/21	*	35	9-18	.500	3-9	.333	6-9	.667	2	9	11	6.4	1	4	3	0	2	27	17.4	
at Grand Canyon	12/02/21	*	26	5-13	.385	1-6	.167	0-0	.000	0	4	4	6.1	4	1	3	0	0	11	16.7	
vs Sam Houston State	12/11/21	*	32	8-18	.444	4-10	.400	6-6	1.000	0	3	3	5.8	2	1	3	0	2	26	17.6	
UTRGV	12/17/21	*	27	3-18	.167	0-8	.000	1-2	.500	3	5	8	6.0	2	1	4	0	2	7	16.6	
at Illinois St.	12/21/21	*	34	5-16	.313	2-8	.250	2-2	1.000	1	4	5	5.9	0	2	2	0	1	14	16.4	
at UAB	01/01/22	*	21	0-11	.000	0-4	.000	2-2	1.000	1	2	3	5.7	0	0	2	0	2	2	15.3	
FIU	01/27/22		26	6-13	.462	3-7	.429	4-6	.667	1	3	4	5.6	3	0	1	1	2	19	15.6	
FLA. ATLANTIC	01/29/22		33	3-14	.214	2-10	.200	0-0	.000	1	6	7	5.7	4	2	0	0	3	8	15.1	
at Rice	02/03/22		14	3-8	.375	1-3	.333	0-0	.000	0	3	3	5.5	0	1	4	0	1	7	14.6	
at North Texas	02/05/22		27	2-10	.200	1-6	.167	4-5	.800	1	3	4	5.4	2	0	2	0	2	9	14.2	
at Middle Tenn.	02/07/22		27	5-13	.385	4-11	.364	0-1	.000	4	2	6	5.4	4	4	2	0	0	14	14.2	
WESTERN KY.	02/12/22		27	1-11	.091	1-5	.200	0-0	.000	0	4	4	5.4	1	4	1	0	1	3	13.6	
at Southern Miss.	02/17/22		33	9-20	.450	6-14	.429	2-2	1.000	2	8	10	5.6	3	0	3	0	2	26	14.3	
at Louisiana Tech	02/19/22		24	4-13	.308	3-7	.429	4-5	.800	2	1	3	5.5	4	2	0	0	3	15	14.3	
UAB	02/24/22		25	6-14	.429	4-10	.400	0-0	.000	0	5	5	5.5	2	1	1	1	1	16	14.4	
Totals			13	602	107-308	.347	53-173	.306	49-65	.754	31	89	120	5.5	40	32	41	4	33	316	14.4
Games played: 22										Rebounds/game: 5.5											
Minutes/game: 27.4										Assists/game: 1.5											
Points/game: 14.4										Turnovers/game: 1.9											
FG Pct: 34.7										Assist/turnover ratio: 0.8											
3FG Pct: 30.6										Steals/game: 1.5											
FT Pct: 75.4										Blocks/game: 0.2											

## Deing's Career Stats

Season	gp-gs	min/avg	fg-fga	pct	3fg-fga	pct	ft-fa	pct	off	def	tot	avg	pf	fo	ast	to	blk	stl	pts	avg
2021-22	22-13	602/27.4	107-308	.347	53-173	.306	49-65	.754	31	89	120	5.5	40	0	32	41	4	33	316	14.4
TOTAL	22-13	602/27.4	107-308	.347	53-173	.306	49-65	.754	31	89	120	5.5	40	0	32	41	4	33	316	14.4



## 4 • JOSH FARMER

6-9 • 195 • FRESHMAN - HS • FOWARD

HOUSTON, TEXAS / SHARPSTOWN HS

### As a Freshman (2021-22)

- Made collegiate debut with six points, five rebounds and three buckets made in 16 minutes vs. Trinity
- Had five points and a team-leading five rebounds in 16 minutes at Oklahoma, making his first career 3-pointer
- Played three minutes in a comeback win over IUPUI
- Played nine minutes with four points vs. Texas A&M-Corpus Christi
- Logged five minutes for a short-handed squad vs. UTRGV
- Played a career-high tying 16 minutes at Illinois State with four points, three rebounds and eight shots attempted
- Had a career high seven points and nine rebounds in 22 minutes vs. Dallas Christian
- Missed UTSA's game at UTEP for UTSA COVID-19 Health & Safety Protocols
- Returned to the court after missing the road game at UTEP for COVID-19 protocols
- Went for six points and five rebounds in 11 minutes vs. WKU

### Season Highs

#### Points

7 vs. Dallas Christian (1/3/22)

#### Rebounds

9 vs. Dallas Christian (1/3/22)

#### Field Goals Made

3, 3x, last vs. WKU (2/12/22)

#### Field Goal Attempts

8 at ISU (12/21/21)

#### 3-Pt Field Goals Made

1, twice, last vs. Dallas Christian (1/3/22)

#### 3-Pt Field Goal Attempts

3 at ISU (12/21/21)

#### Free Throws Made

2, 3x, last vs. St. Mary's (11/29/21)

#### Free Throw Attempts

4 vs. TAMU-CC (11/21/21)

#### Assists

1, twice, last vs. St. Mary's (11/29/21)

#### Steals

1 at Oklahoma (11/12/21)

#### Blocked Shots

1, 3x, last at ODU (1/13/22)

#### Minutes

22 vs. Dallas Christian (1/3/22)

### Career Highs

#### Points

7 vs. Dallas Christian (1/3/22)

#### Rebounds

9 vs. Dallas Christian (1/3/22)

#### Field Goals Made

3, 3x, last vs. WKU (2/12/22)

#### Field Goal Attempts

8 at ISU (12/21/21)

#### 3-Pt Field Goals Made

1, twice, last vs. Dallas Christian (1/3/22)

#### 3-Pt Field Goal Attempts

3 at ISU (12/21/21)

#### Free Throws Made

2, 3x, last vs. St. Mary's (11/29/21)

#### Free Throw Attempts

4 vs. TAMU-CC (11/21/21)

#### Assists

1, twice, last vs. St. Mary's (11/29/21)

#### Steals

1 at Oklahoma (11/12/21)

#### Blocked Shots

1, 3x, last at ODU (1/13/22)

#### Minutes

22 vs. Dallas Christian (1/3/22)

### Farmer's 2021-22 Game-by-Game

Opponent	Date	gs	min	Total		3-Pointers		Free throws		Rebounds				pf	a	t/o	blk	stl	pts	avg
				fg-fga	pct	3fg-fga	pct	ft-fga	pct	off	def	tot	avg							
TRINITY (TX)	11/09/21	16	3-6	.500	0-1	.000	0-0	.000	3	2	5	5.0	1	0	0	0	0	0	6	6.0
at Oklahoma	11/12/21	16	1-5	.200	1-2	.500	2-2	1.000	2	3	5	5.0	1	0	4	0	1	5	5.5	
IUPUI	11/17/21	3	0-0	.000	0-0	.000	0-0	.000	0	1	1	3.7	0	0	0	0	0	0	0	3.7
A&M-CORPUS CHRISTI	11/21/21	9	1-2	.500	0-1	.000	2-4	.500	0	2	2	3.3	0	0	0	0	0	4	3.8	
LAMAR UNIVERSITY	11/24/21	8	0-1	.000	0-0	.000	0-0	.000	0	2	2	3.0	0	1	0	0	0	0	0	3.0
ST. MARY'S (TX)	11/29/21	6	0-0	.000	0-0	.000	2-3	.667	0	2	2	2.8	0	1	0	0	0	2	2.8	
at Grand Canyon	12/02/21	4	0-3	.000	0-1	.000	0-0	.000	2	0	2	2.7	2	0	1	0	0	0	2.4	
UTRGV	12/17/21	5	0-2	.000	0-0	.000	0-0	.000	1	1	2	2.6	1	0	1	0	0	0	2.1	
at Illinois St.	12/21/21	16	2-8	.250	0-3	.000	0-0	.000	3	0	3	2.7	2	0	0	0	0	4	2.3	
at UAB	01/01/22	13	0-2	.000	0-1	.000	0-0	.000	0	1	1	2.5	2	0	1	1	0	0	2.1	
DALLAS CHRISTIAN	01/03/22	22	3-6	.500	1-1	1.000	0-0	.000	4	5	9	3.1	2	0	5	1	0	7	2.5	
at Old Dominion	01/13/22	11	2-5	.400	0-2	.000	0-0	.000	0	2	2	3.0	2	0	0	1	0	4	2.7	
at Charlotte	01/15/22	17	1-3	.333	0-0	.000	1-2	.500	0	2	2	2.9	5	0	2	0	0	3	2.7	
UTEP	01/23/22	10	2-3	.667	0-0	.000	0-0	.000	0	1	1	2.8	1	0	1	0	1	4	2.8	
FLA. ATLANTIC	01/29/22	1	0-1	.000	0-0	.000	0-0	.000	0	0	0	2.6	1	0	0	0	0	0	2.6	
at Rice	02/03/22	5	1-1	1.000	0-0	.000	0-0	.000	0	0	0	2.4	1	0	1	0	0	2	2.6	
at North Texas	02/05/22	5	0-1	.000	0-0	.000	1-2	.500	0	0	0	2.3	0	0	0	0	0	1	2.5	
at Middle Tenn.	02/07/22	9	0-1	.000	0-1	.000	0-0	.000	0	2	2	2.3	0	0	0	0	1	0	2.3	
WESTERN KY.	02/12/22	11	3-4	.750	0-1	.000	0-0	.000	1	4	5	2.4	1	0	2	0	0	6	2.5	
at Southern Miss.	02/17/22	8	0-0	.000	0-0	.000	0-0	.000	0	2	2	2.4	0	0	0	0	0	0	2.4	
at Louisiana Tech	02/19/22	14	2-4	.500	0-1	.000	0-0	.000	1	3	4	2.5	1	1	1	0	1	4	2.5	
UAB	02/24/22	2	0-0	.000	0-0	.000	0-0	.000	0	0	0	2.4	1	0	0	0	0	0	2.4	
Totals		0	211	21-58	.362	2-15	.133	8-13	.615	17	35	52	2.4	24	3	19	3	4	52	2.4


Games played: 22  
Minutes/game: 9.6  
Points/game: 2.4  
FG Pct: 36.2  
3FG Pct: 13.3  
FT Pct: 61.5

Rebounds/game: 2.4  
Assists/game: 0.1  
Turnovers/game: 0.9  
Assist/turnover ratio: 0.2  
Steals/game: 0.2  
Blocks/game: 0.1

### Farmer's Career Stats

Season	gp-gs	min/avg	Total		3-Point		F-Throws		Rebounds				Scoring						
			fg-fga	pct	fg-fga	pct	ft-fga	pct	off	def	tot	avg	pts	pts	avg	pts	pts	avg	pts
2021-22	22-0	211/9.6	21-58	.362	2-15	.133	8-13	.615	17	35	52	2.4	24	1	3	19	3	4	52
TOTAL	22-0	211/9.6	21-58	.362	2-15	.133	8-13	.615	17	35	52	2.4	24	1	3	19	3	4	52





# 10 • ERIK CZUMBEL

6-3 • 200 • JUNIOR-2L • GUARD

VERONA, ITALY / LICEO LEONARDO DA VINCI

## As a Junior (2021-22)

- Played 17 minutes off the bench in a season-opening win over Trinity, with three points, three steals and three assists
- Logged 27 minutes off the bench at Oklahoma
- Played a season-high 30 minutes in a win over Denver, with four points, three assists and three rebounds
- Had his fourth three-assist game in 21 minutes vs. Texas A&M-Corpus Christi
- Played 29 minutes with two points and three boards in a win over St. Mary's
- Grabbed five rebounds at Grand Canyon
- Played 11 minutes in a win over Sam Houston as he returned to action after missing practice during the week with non-COVID illness
- Went a season-high 31 minutes in his first start of the year vs. UTRGV
- Made second straight start with 23 minutes at ISU
- Sank his first 3-pointer of the year vs. Dallas Christian
- Had the most productive game of his career at ODU, setting career highs in points (16), field goals (seven), field-goals made (11) and minutes (32)
- Played a career-high 40 minutes for a shorthanded UTSA roster at UTEP, dishing out a career high eight assists and grabbing six rebounds
- Drilled a key 3-pointer to help UTSA rally from behind to beat FIU
- Had three points, five rebounds and an assist in 21 minutes vs. FAU
- Had two points and two assists in 32 minutes at Rice
- Chipped in nine points with two assists at MTSU
- Had a career-high four made 3-pointers in a 14-point outing vs. WKU, scoring UTSA's first eight points
- Went for his first career double double with a career-high 16 points and a career-best 11 rebounds. It marked the first 10+ assist game since Gionvanni De Nicolao in 2018-19

## Season Highs

### Points

16, twice, last at USM (2/17/22)

### Rebounds

6 at UTEP (1/20/22)

### Field Goals Made

7 at ODU (1/13/22)

### Field Goal Attempts

11 at ODU (1/13/22)

### 3-Pt Field Goals Made

4 vs. WKU (2/12/22)

### 3-Pt Field Goal Attempts

7 vs. WKU (2/12/22)

### Free Throws Made

6 at Charlotte (1/15/22)

### Free Throw Attempts

6 at Charlotte (1/15/22)

### Assists

11 at USM (2/17/22)

### Steals

3 vs. Trinity (11/9/21)

### Blocked Shots

2 at UTEP (1/20/22)

### Minutes

40 at UTEP (1/20/22)

## Career Highs

### Points

16, twice, last at USM (2/17/22)

### Rebounds

6, 3x, last at UTEP (1/20/22)

### Field Goals Made

7 at ODU (1/13/22)

### Field Goal Attempts

11 at ODU (1/13/22)

### 3-Pt Field Goals Made

4 vs. WKU (2/12/22)

### 3-Pt Field Goal Attempts

7, twice, last vs. WKU (2/12/22)

### Free Throws Made

7 vs. Lamar (12/22/20)

### Free Throw Attempts

9 vs. Lamar (12/22/20)

### Assists

11 at USM (2/17/22)

### Steals

4 at FIU (2/6/21)

### Blocked Shots

2 at UTEP (1/20/22)

## Czumbel's 2020-21 Game-by-Game

Opponent	Date	gs	min	Total		3-Pointers		Free throws		Rebounds										
				fg-fga	pct	3fg-fga	pct	ft-fa	pct	off	def	tot	avg	pf	a	t/o	blk	stl	pts	avg
TRINITY (TX)	11/09/21	17	1-3	.333	0-0	.000	1-2	.500	0	1	1	1.0	2	3	0	0	3	3	3.0	
at Oklahoma	11/12/21	27	1-4	.250	0-2	.000	0-1	.000	1	1	2	1.5	2	3	1	0	0	2	2.5	
TEX. A&M-COMMERCE	11/15/21	23	1-3	.333	0-0	.000	0-1	.000	1	4	5	2.7	2	2	2	0	0	2	2.3	
DENVER	11/16/21	30	1-4	.250	0-2	.000	2-2	1.000	0	3	3	2.8	1	3	0	0	0	4	2.8	
IUPUI	11/17/21	27	0-1	.000	0-0	.000	0-0	.000	0	1	1	2.4	2	0	1	0	0	0	2.2	
A&M-CORPUS CHRISTI	11/21/21	21	0-2	.000	0-2	.000	0-0	.000	0	3	3	2.5	2	3	0	1	0	0	1.8	
LAMAR UNIVERSITY	11/24/21	12	1-1	1.000	0-0	.000	1-3	.333	0	0	0	2.1	4	0	2	0	0	3	2.0	
ST. MARY'S (TX)	11/29/21	29	0-3	.000	0-1	.000	2-2	1.000	2	1	3	2.3	0	1	2	1	0	2	2.0	
at Grand Canyon	12/02/21	24	0-1	.000	0-0	.000	0-0	.000	0	5	5	2.6	4	2	0	0	0	0	1.8	
vs Sam Houston State	12/11/21	11	0-0	.000	0-0	.000	0-0	.000	0	1	1	2.4	1	1	0	0	0	0	1.6	
UTRGV	12/17/21	*	31	1-5	.200	0-1	.000	0-0	.000	0	1	1	2.3	1	4	0	0	0	2	1.6
at Illinois St.	12/21/21	*	23	2-5	.400	0-2	.000	0-0	.000	0	2	2	2.3	3	2	1	0	1	4	1.8
at UAB	01/01/22	11	0-0	.000	0-0	.000	0-0	.000	0	0	0	2.1	0	2	1	0	0	0	1.7	
DALLAS CHRISTIAN	01/03/22	13	1-2	.500	1-2	.500	0-0	.000	0	2	2	2.1	1	2	0	1	1	3	1.8	
SOUTHERN MISS.	01/06/22	25	1-1	1.000	0-0	.000	1-2	.500	0	2	2	2.1	3	1	0	0	0	3	1.9	
LOUISIANA TECH	01/08/22	14	0-1	.000	0-0	.000	0-0	.000	0	2	2	2.1	0	1	0	0	0	0	1.8	
at Old Dominion	01/13/22	32	7-11	.636	1-5	.200	1-3	.333	0	2	2	2.1	2	1	0	0	0	16	2.6	
at Charlotte	01/15/22	30	0-4	.000	0-2	.000	6-6	1.000	0	3	3	2.1	4	1	0	0	0	6	2.8	
at UTEP	01/20/22	*	40	1-5	.200	0-1	.000	0-0	.000	0	6	6	2.3	3	8	1	2	0	2	2.7
UTEP	01/23/22	*	26	1-3	.333	0-1	.000	1-2	.500	0	2	2	2.3	4	1	2	0	1	3	2.8
FIU	01/27/22	*	24	2-5	.400	1-2	.500	1-2	.500	0	2	2	2.3	3	5	2	0	1	6	2.9
FLA. ATLANTIC	01/29/22	*	21	1-7	.143	1-5	.200	0-0	.000	0	5	5	2.4	4	1	2	0	0	3	2.9
at Rice	02/03/22	*	32	1-3	.333	0-1	.000	0-0	.000	0	1	1	2.3	4	2	2	0	0	2	2.9
at North Texas	02/05/22	*	29	1-4	.250	0-1	.000	0-0	.000	0	2	2	2.3	4	0	3	0	0	2	2.8
at Middle Tenn.	02/07/22	*	27	4-8	.500	0-2	.000	1-1	1.000	0	0	0	2.2	3	2	2	0	0	9	3.1
WESTERN KY.	02/12/22	*	33	4-8	.500	4-7	.571	2-2	1.000	0	2	2	2.2	2	4	1	0	0	14	3.5
at Southern Miss.	02/17/22	*	38	6-8	.750	2-2	1.000	2-4	.500	0	4	4	2.3	3	11	0	1	0	16	4.0
at Louisiana Tech	02/19/22	*	22	0-2	.000	0-1	.000	0-2	.000	0	3	3	2.3	5	3	4	0	0	0	3.8
UAB	02/24/22	*	37	3-6	.500	0-1	.000	1-1	1.000	0	4	4	2.4	4	6	1	0	2	7	3.9
Totals		13	729	41-110	.373	10-43	.233	22-36	.611	4	65	69	2.4	73	75	30	6	9	114	3.9

Games played: 29  
Minutes/game: 25.1  
Points/game: 3.9  
FG Pct: 37.3  
3FG Pct: 23.3  
FT Pct: 61.1

Rebounds/game: 2.4  
Assists/game: 2.6  
Turnovers/game: 1.0  
Assist/turnover ratio: 2.5  
Steals/game: 0.3  
Blocks/game: 0.2

## Czumbel's Career Stats

Season	gp-gs	min/avg	Total fg-fga	pct	3-Point fg-fga	pct	F-Throws ft-fa	pct	Rebounds off	def	tot	avg	pf	fo	ast	to	blk	stl	Scoring pts	avg
2019-20	32-24	708/22.1	44-116	.379	30-82	.366	15-17	.882	4	54	58	1.8	78	2	47	40	3	15	133	4.2
2020-21	25-7	566/22.6	30-77	.390	20-52	.385	23-29	.793	4	45	49	2.0	55	2	44	19	1	14	103	4.1
2021-22	29-13	729/25.1	41-110	.373	10-43	.233	22-36	.611	4	65	69	2.4	73	1	75	30	6	9	114	3.9
TOTAL	86-44	2003/23.3	115-303	.380	60-177	.339	60-82	.732	12	164	176	2.0	206	5	166	89	10	38	350	4.1





# 11 • LACHLAN BOFINGER

6-6 • 220 • SOPHOMORE - 1L • FORWARD

SYDNEY, AUSTRALIA / MONTEVERDE ACADEMY [FLA.]

## As a Sophomore (2021-22)

- Had six points, six rebounds and three assists in the season opener vs. Trinity
- Logged eight minutes at Oklahoma
- Grabbed 11 rebounds in 14 minutes vs. Denver, including a key chase-down block late in the game that was highlighted by Coach Steve Henson as a game-changing play
- Swatted two shots in a win over Lamar with four points and five rebounds in 13 minutes
- Had a strong second-half stretch before rolling his ankle in a win over St. Mary's, scoring eight points with three rebounds
- Made first career start vs. UTRGV, logging 16 minutes with three boards
- Grabbed a team-leading 10 rebounds in a win over Dallas Christian
- Had five rebounds and six points at ODU
- Grabbed nine rebounds in 22 minutes at Charlotte
- Had eight rebounds in 11 minutes vs. FIU
- Grabbed four boards with six points vs. FAU
- Set new season high with 10 points at Rice, adding two rebounds in 19 minutes
- Returned to the starting lineup vs. WKU, grabbing two rebounds and blocking two shots

## Season Highs

### Points

10 at Rice (2/3/22)

### Rebounds

11 vs. Denver (11/16/21)

### Field Goals Made

4, twice, last at Rice (2/3/22)

### Field Goal Attempts

8 vs. Trinity (11/9/21)

### 3-Pt Field Goals Made

-

### 3-Pt Field Goal Attempts

2 vs. Trinity (11/9/21)

### Free Throws Made

2, 3x, last at Rice (2/3/22)

### Free Throw Attempts

6 at ODU (1/13/22)

### Assists

3, twice, last vs. FIU (1/27/22)

### Steals

2, 3x, last at Charlotte (1/15/22)

### Blocked Shots

2, twice last vs. WKU (2/12/22)

### Minutes

27 at UTEP (1/20/22)

## Career Highs

### Points

14 vs. SW Adventist (3/4/21)

### Rebounds

14 vs. SW Adventist (3/4/21)

### Field Goals Made

7 vs. SW Adventist (3/4/21)

### Field Goal Attempts

11 vs. SW Adventist (3/4/21)

### 3-Pt Field Goals Made

-

### 3-Pt Field Goal Attempts

2 vs. Trinity (11/9/21)

### Free Throws Made

2, 4x, last at Rice (2/3/22)

### Free Throw Attempts

6 at ODU (1/13/22)

### Assists

3, 3x, last vs. FIU (1/27/22)

### Steals

3 vs. SW Adventist (3/4/21)

### Blocked Shots

2, 4x, last vs. WKU (2/12/22)

## Bofinger's 2021-22 Game-by-Game

Opponent	Date	gs	min	Total		3-Pointers		Free throws		Rebounds										
				fg-fga	pct	3fg-fga	pct	ft-fa	pct	off	def	tot	avg	pf	a	t/o	blk	stl	pts	avg
TRINITY (TX)	11/09/21	15		3-8	.375	0-2	.000	0-0	.000	3	3	6	6.0	0	3	1	0	1	6	6.0
at Oklahoma	11/12/21	8		1-4	.250	0-1	.000	0-0	.000	1	2	3	4.5	1	0	0	0	0	2	4.0
TEX. A&M-COMMERCE	11/15/21	8		1-2	.500	0-0	.000	0-0	.000	0	0	0	3.0	0	0	1	1	0	2	3.3
DENVER	11/16/21	14		1-1	1.000	0-0	.000	0-0	.000	1	10	11	5.0	1	0	1	1	0	2	3.0
IUPUI	11/17/21	14		1-4	.250	0-0	.000	1-2	.500	1	0	1	4.2	1	1	1	0	2	3	3.0
A&M-CORPUS CHRISTI	11/21/21	6		1-3	.333	0-0	.000	0-0	.000	2	1	3	4.0	4	0	1	0	0	2	2.8
LAMAR UNIVERSITY	11/24/21	13		2-4	.500	0-1	.000	0-0	.000	2	3	5	4.1	0	1	2	2	0	4	3.0
ST. MARY'S (TX)	11/29/21	13		4-6	.667	0-0	.000	0-0	.000	3	0	3	4.0	0	1	0	1	0	8	3.6
at Grand Canyon	12/02/21	2		0-0	.000	0-0	.000	0-0	.000	0	0	0	3.6	0	0	1	0	0	0	3.2
vs Sam Houston State	12/11/21	5		0-0	.000	0-0	.000	0-0	.000	0	2	2	3.4	0	1	0	0	0	0	2.9
UTRGV	12/17/21	* 16		0-2	.000	0-1	.000	0-0	.000	2	1	3	3.4	2	1	0	0	0	0	2.6
at Illinois St.	12/21/21	10		1-1	1.000	0-0	.000	0-1	.000	2	0	2	3.3	2	1	0	0	2	2	2.6
at UAB	01/01/22	15		1-1	1.000	0-0	.000	1-3	.333	1	3	4	3.3	2	1	0	0	1	3	2.6
DALLAS CHRISTIAN	01/03/22	* 23		3-4	.750	0-0	.000	0-0	.000	6	4	10	3.8	0	2	0	0	0	6	2.9
SOUTHERN MISS.	01/06/22	11		0-0	.000	0-0	.000	0-1	.000	0	3	3	3.7	1	1	0	0	0	0	2.7
LOUISIANA TECH	01/08/22	19		1-1	1.000	0-0	.000	0-0	.000	1	2	3	3.7	1	1	1	0	0	2	2.6
at Old Dominion	01/13/22	* 21		2-4	.500	0-1	.000	2-6	.333	2	3	5	3.8	0	0	1	0	0	6	2.8
at Charlotte	01/15/22	* 22		3-11	.273	0-0	.000	0-3	.000	6	3	9	4.1	0	2	1	0	2	6	3.0
at UTEP	01/20/22	* 27		0-1	.000	0-0	.000	0-2	.000	1	3	4	4.1	0	0	0	1	0	0	2.8
UTEP	01/23/22	13		2-6	.333	0-0	.000	2-4	.500	1	3	4	4.1	1	0	1	0	0	6	3.0
FIU	01/27/22	11		0-0	.000	0-0	.000	0-0	.000	2	6	8	4.2	0	3	0	0	0	0	2.9
FLA. ATLANTIC	01/29/22	14		2-3	.667	0-0	.000	2-3	.667	2	2	4	4.2	1	0	1	2	1	6	3.0
at Rice	02/03/22	19		4-5	.800	0-0	.000	2-3	.667	1	1	2	4.1	2	0	0	0	0	10	3.3
at North Texas	02/05/22	17		0-0	.000	0-0	.000	0-0	.000	1	2	3	4.1	1	0	2	0	0	0	3.2
at Middle Tenn.	02/07/22	18		2-4	.500	0-0	.000	1-2	.500	1	2	3	4.0	3	1	2	0	0	5	3.2
WESTERN KY.	02/12/22	* 17		1-1	1.000	0-0	.000	0-0	.000	1	1	2	4.0	4	0	1	2	1	2	3.2
at Southern Miss.	02/17/22	* 22		2-3	.667	0-0	.000	1-2	.500	0	2	2	3.9	1	1	1	1	0	5	3.3
at Louisiana Tech	02/19/22	* 14		1-1	1.000	0-0	.000	1-2	.500	1	2	3	3.9	3	0	1	0	0	3	3.3
UAB	02/24/22	* 22		1-4	.250	0-0	.000	0-0	.000	0	2	2	3.8	2	0	2	0	0	2	3.2
Totals		9	429	40-84	.476	0-6	.000	13-34	.382	44	66	110	3.8	37	21	22	11	10	93	3.2
Games played: 29										Rebounds/game: 3.8										
Minutes/game: 14.8										Assists/game: 0.7										
Points/game: 3.2										Turnovers/game: 0.8										
FG Pct: 47.6										Assist/turnover ratio: 1.0										
3FG Pct: 0.0										Steals/game: 0.3										
FT Pct: 38.2										Blocks/game: 0.4										

## Bofinger's Career Stats

Season	gp-gs	min/avg	Total fg-fga	pct	3-Point fg-fga	pct	F-Throws ft-fa	pct	Rebounds off	def	tot	avg	pf	fo	ast	to	blk	stl	pts	avg
2020-21	17-0	168/9.9	26-50	.520	0-3	.000	2-4	.500	19	35	54	3.2	20	1	10	11	7	11	54	3.2
2021-22	29-9	429/14.8	40-84	.476	0-6	.000	13-34	.382	44	66	110	3.8	37	0	21	22	11	10	93	3.2
<b>TOTAL</b>	<b>46-9</b>	<b>597/13.0</b>	<b>66-134</b>	<b>.493</b>	<b>0-9</b>	<b>.000</b>	<b>15-38</b>	<b>.395</b>	<b>63</b>	<b>101</b>	<b>164</b>	<b>3.6</b>	<b>57</b>	<b>1</b>	<b>31</b>	<b>33</b>	<b>18</b>	<b>21</b>	<b>147</b>	<b>3.2</b>



# 12 • PHOENIX FORD

6-8 • 225 • R-SENIOR - 2L • FORWARD

ST. PETERSBURG, FLA. / ST. PETERSBURG HS / RICHMOND / MISS. GULF COAST

## As a Senior (2021-22)

- Grabbed three rebounds and had four points in a win over Trinity in the season opener
- Had five rebounds at Oklahoma in 11 minutes
- Played 14 minutes in outings vs. Texas A&M-Commerce and IUPUI
- Logged 20 minutes with three boards and two points vs. Texas A&M-Corpus Christi
- Sank his first career 3-point attempt in a win over Lamar, going for five points and three rebounds in 18 minutes
- Played 21 minutes with three points and six boards in a win over St. Mary's
- Missed UTSA's games at Illinois State due to the birth of his first child and missed games vs. UAB and Dallas Christian due to COVID-19 protocols
- Returned to action with 10 minutes and two boards vs. Southern Miss
- Set new career highs in minutes (25), points (11), field goals (five) and field-goal attempts (eight) at UTEP
- Had six points and six rebounds vs. UTEP in the finale, making his first start of the year
- Played 22 minutes in his third straight start, going for a career-high seven rebounds
- Had three rebounds in 17 minutes at Rice
- Grabbed eight boards at UNT

## Season Highs

### Points

11 at UTEP (1/20/22)

### Rebounds

7 vs. FAU (1/29/22)

### Field Goals Made

5 at UTEP (1/20/22)

### Field Goal Attempts

8 at UTEP (1/20/22)

### 3-Pt Field Goals Made

1 vs. Lamar (11/24/21)

### 3-Pt Field Goal Attempts

1, 3x, last at Charlotte (1/15/22)

### Free Throws Made

2 vs. Trinity (11/9/21)

### Free Throw Attempts

4, 3x, last vs. FAU (1/29/22)

### Assists

2 vs. Lamar (11/24/21)

### Steals

1, 3x, last vs. Lamar (11/24/21)

### Blocked Shots

1, twice, last vs. Sam Houston

(12/11/21)

### Minutes

25 at UTEP (1/20/22)

## Ford's 2021-22 Game-by-Game

Opponent	Date	gs	min	Total		3-Pointers		Free throws		Rebounds				pf	a	t/o	blk	stl	pts	avg
				fg-fga	pct	3fg-fga	pct	ft-fa	pct	off	def	tot	avg							
TRINITY (TX)	11/09/21	14	1-2	.500	0-0	.000	2-4	.500	3	0	3	3.0	0	1	0	0	1	4	4.0	
at Oklahoma	11/12/21	11	0-1	.000	0-0	.000	0-2	.000	3	2	5	4.0	3	1	1	0	0	0	2.0	
TEX. A&M-COMMERCE	11/15/21	14	1-2	.500	0-0	.000	0-2	.000	1	1	2	3.3	2	0	1	0	1	2	2.0	
DENVER	11/16/21	10	0-1	.000	0-0	.000	0-0	.000	1	0	1	2.8	3	0	1	0	0	0	1.5	
IUPUI	11/17/21	14	1-2	.500	0-0	.000	0-0	.000	2	0	2	2.6	3	1	1	0	1	2	1.6	
A&M-CORPUS CHRISTI	11/21/21	20	1-2	.500	0-0	.000	0-0	.000	1	2	3	2.7	2	1	0	0	0	2	1.7	
LAMAR UNIVERSITY	11/24/21	18	2-3	.667	1-1	1.000	0-0	.000	0	3	3	2.7	5	2	0	1	1	5	2.1	
ST. MARY'S (TX)	11/29/21	21	1-3	.333	0-0	.000	1-4	.250	3	3	6	3.1	5	0	1	0	0	3	2.3	
at Grand Canyon	12/02/21	11	0-2	.000	0-1	.000	0-0	.000	0	3	3	3.1	1	0	0	0	0	0	2.0	
vs Sam Houston State	12/11/21	10	1-1	1.000	0-0	.000	0-0	.000	0	1	1	2.9	1	0	0	1	0	2	2.0	
UTRGV	12/17/21	15	1-3	.333	0-0	.000	0-2	.000	4	1	5	3.1	2	0	2	0	0	2	2.0	
SOUTHERN MISS.	01/06/22	10	0-0	.000	0-0	.000	0-0	.000	2	0	2	3.0	3	0	0	0	0	0	1.8	
LOUISIANA TECH	01/08/22	14	0-3	.000	0-0	.000	0-0	.000	2	1	3	3.0	2	0	2	1	0	0	1.7	
at Old Dominion	01/13/22	19	1-1	1.000	0-0	.000	1-2	.500	0	4	4	3.1	3	0	1	0	0	3	1.8	
at Charlotte	01/15/22	19	3-6	.500	0-1	.000	0-0	.000	1	1	2	3.0	4	0	0	0	0	6	2.1	
at UTEP	01/20/22	25	5-8	.625	0-1	.000	1-2	.500	0	3	3	3.0	2	1	0	0	0	11	2.6	
UTEP	01/23/22	*	21	3-6	.500	0-1	.000	0-0	.000	2	4	6	3.2	1	0	0	0	0	6	2.8
FIU	01/27/22	*	14	1-2	.500	0-0	.000	0-0	.000	1	3	4	3.2	3	0	2	0	1	2	2.8
FLA. ATLANTIC	01/29/22	*	22	2-3	.667	0-0	.000	0-4	.000	5	2	7	3.4	1	1	2	1	1	4	2.8
at Rice	02/03/22	*	17	0-1	.000	0-0	.000	0-0	.000	1	2	3	3.4	4	1	0	0	4	0	2.7
at North Texas	02/05/22	*	24	1-2	.500	0-0	.000	0-0	.000	2	6	8	3.6	4	0	1	1	0	2	2.7
at Middle Tenn.	02/07/22	*	16	1-3	.333	0-1	.000	2-3	.667	3	0	3	3.6	5	1	1	0	1	4	2.7
WESTERN KY.	02/12/22	4	0-0	.000	0-0	.000	0-0	.000	0	0	0	3.4	4	0	0	0	0	0	0	2.6
at Southern Miss.	02/17/22	19	0-0	.000	0-0	.000	0-0	.000	2	3	5	3.5	2	3	0	0	1	0	2.5	
at Louisiana Tech	02/19/22	18	3-5	.600	0-1	.000	0-0	.000	2	1	3	3.5	2	0	0	0	0	6	2.6	
UAB	02/24/22	13	0-1	.000	0-0	.000	0-0	.000	1	1	2	3.4	1	1	1	0	1	0	2.5	
Totals		6	413	29-63	.460	1-7	.143	7-25	.280	42	47	89	3.4	68	14	17	5	13	66	2.5
Games played: 26										Rebounds/game: 3.4										
Minutes/game: 15.9										Assists/game: 0.5										
Points/game: 2.5										Turnovers/game: 0.7										
FG Pct: 46.0										Assist/turnover ratio: 0.8										
3FG Pct: 14.3										Steals/game: 0.5										
FT Pct: 28.0										Blocks/game: 0.2										

## Ford's Career Stats

Season	gp-gs	min/avg	Total fg-fga	pct	3-Point fg-fga	pct	F-Throws ft-fa	pct	Rebounds off	def	tot	avg	pf	fo	ast	to	blk	stl	pts	avg
2019-20	9-0	23/2.6	3-10	.300	0-0	.000	6-10	.600	7	4	11	1.2	4	0	0	2	1	0	12	1.3
2020-21	23-2	229/10.0	14-28	.500	0-0	.000	7-9	.778	23	37	60	2.6	48	1	9	9	1	6	35	1.5
2021-22	26-6	413/15.9	29-63	.460	1-7	.143	7-25	.280	42	47	89	3.4	68	3	14	17	5	13	66	2.5
TOTAL	58-8	665/11.5	46-101	.455	1-7	.143	20-44	.455	72	88	160	2.8	120	4	23	28	7	19	113	1.9



# 13 • ARTAN JABBAR

5-11 • 185 • JUNIOR - 1L • GUARD

FORT WORTH, TEXAS / SOUTHWEST CHRISTIAN SCHOOL / DALLAS BAPTIST

## As a Junior (2021-22)

- Played five minutes off the bench in the season opener
- Saw action at Oklahoma, playing three minutes
- Played a minute at Illinois State, lofting a 3-pointer
- Logged 14 minutes with seven points scored in a win over Dallas Christian
- Missed UTSA's trip to ODU and Charlotte due to non-COVID illness

## Season Highs

### Points

7 vs. Dallas Christian (1/3/22)

### Rebounds

2 vs. Dallas Christian (1/3/22)

### Field Goals Made

3 vs. Dallas Christian (1/3/22)

### Field Goal Attempts

7 vs. Dallas Christian (1/3/22)

### 3-Pt Field Goals Made

1 vs. Dallas Christian (1/3/22)

### 3-Pt Field Goal Attempts

4 vs. Dallas Christian (1/3/22)

### Free Throws Made

-

### Free Throw Attempts

2 vs. Trinity (11/9/21)

### Assists

2 vs. Trinity (11/9/21)

### Steals

-

### Blocked Shots

-

### Minutes

14 vs. Dallas Christian (1/3/22)

## Career Highs

### Points

14 vs. Dallas Christian (12/10/19)

### Rebounds

3 vs. SW Adventist (3/4/21)

### Field Goals Made

5 vs. Dallas Christian (12/10/19)

### Field Goal Attempts

10 vs. Dallas Christian (12/10/19)

### 3-Pt Field Goals Made

4 vs. Dallas Christian (12/10/19)

### 3-Pt Field Goal Attempts

9 vs. Dallas Christian (12/10/19)

### Free Throws Made

1, twice, last vs. St. Edwards (2/20/20)

### Free Throw Attempts

2, 3x, last vs. Trinity (11/9/21)

### Assists

2 vs. Trinity (11/19/21)

### Steals

1, twice, last vs. Texas A&M-International (1/2/20)

### Blocked Shots

-

## Jabbar's 2021-22 Game-by-Game

Opponent	Date	gs	min	Total		3-Pointers		Free throws		Rebounds				pf	a	t/o	blk	stl	pts	avg
				fg-fga	pct	3fg-fga	pct	ft-fa	pct	off	def	tot	avg							
TRINITY (TX)	11/09/21	5		0-2	.000	0-2	.000	0-2	.000	0	0	0	0.0	0	2	0	0	0	0	0.0
at Oklahoma	11/12/21	3		0-0	.000	0-0	.000	0-0	.000	0	0	0	0.0	0	0	0	0	0	0	0.0
at Illinois St.	12/21/21	1		0-1	.000	0-1	.000	0-0	.000	0	0	0	0.0	0	0	0	0	0	0	0.0
DALLAS CHRISTIAN	01/03/22	14		3-7	.429	1-4	.250	0-0	.000	0	2	2	0.5	2	1	1	0	0	7	1.8
at North Texas	02/05/22	3		0-1	.000	0-1	.000	0-0	.000	0	0	0	0.4	0	0	0	0	0	0	1.4
at Louisiana Tech	02/19/22	4		0-0	.000	0-0	.000	0-0	.000	0	1	1	0.5	0	0	1	0	0	0	1.2
Totals		0	30	3-11	.273	1-8	.125	0-2	.000	0	3	3	0.5	2	3	2	0	0	7	1.2

Games played: 6

Minutes/game: 5.0

Points/game: 1.2

FG Pct: 27.3

3FG Pct: 12.5

FT Pct: 0.0

Rebounds/game: 0.5

Assists/game: 0.5

Turnovers/game: 0.3

Assist/turnover ratio: 1.5

## Jabbar's Career Stats

Season	gp-gs	min/avg	Total	3-Point	F-Throws	Rebounds														Scoring
			fg-fga	pct	fg-fga	pct	ft-fa	pct	off	def	tot	avg	pf	fo	ast	to	blk	stl	pts	avg
2020-21	6-0	22/3.7	2-10	.200	2-9	.222	0-0	.000	0	4	4	0.7	0	0	0	1	0	0	6	1.0
2021-22	6-0	30/5.0	3-11	.273	1-8	.125	0-2	.000	0	3	3	0.5	2	0	3	2	0	0	7	1.2
TOTAL	12-0	52/4.3	5-21	.238	3-17	.176	0-2	.000	0	7	7	0.6	2	0	3	3	0	0	13	1.1



# 20 • LAMIN SABALLY

6-7 • 195 • FRESHMAN - HS • GUARD

BERLIN, GERMANY / BELLA VISTA [ARIZ.] PREP

## As a Freshman

- Had five points, four rebounds and one steal in his collegiate debut in the season opener vs. Trinity
- Made road collegiate debut with six minutes at Oklahoma
- Played 11 minutes with four points vs. Texas A&M-Corpus Christi
- Made first career start in a win over Lamar
- Played eight minutes with two points and three rebounds in his second career start, a win over St. Mary's

- Made the start at his hometown Grand Canyon (played HS in Phoneix area), logging a career-high 15 minutes with four points and three boards
- Logged a career-high 17 minutes in his fourth straight start, a win over Sam Houston
- Played career-best 20 minutes at Illinois State, grabbing a career-high seven boards
- Sank his first four 3-pointers and had a career-high 15 points and six rebounds vs. Dallas Christian
- Second straight game in double figures, going for 10 points in 17 minutes vs. LA Tech, spalshing a pair of treys
- Grabbed a career-high 12 rebounds in 26 minutes at Charlotte
- Had eight points and two rebounds at LA Tech in just seven minutes

## Season Highs

### Points

15 vs. Dallas Christian (1/3/22)

### Rebounds

12 at Charlotte (1/15/22)

### Field Goals Made

5 vs. Dallas Christian (1/3/22)

### Field Goal Attempts

10 at Charlotte (1/15/22)

### 3-Pt Field Goals Made

4 vs. Dallas Christian (1/3/22)

### 3-Pt Field Goal Attempts

4 vs. Dallas Christian (1/3/22)

### Free Throws Made

2, twice, last at Charlotte (1/15/22)

### Free Throw Attempts

4 at Charlotte (1/15/22)

### Assists

2 vs. Dallas Christian (1/3/22)

### Steals

1 vs. Trinity (11/9/21)

### Blocked Shots

1 at ODU (1/13/22)

### Minutes

26 at Charlotte (1/15/22)

## Career Highs

### Points

15 vs. Dallas Christian (1/3/22)

### Rebounds

12 at Charlotte (1/15/22)

### Field Goals Made

5 vs. Dallas Christian (1/3/22)

### Field Goal Attempts

10 at Charlotte (1/15/22)

### 3-Pt Field Goals Made

4 vs. Dallas Christian (1/3/22)

### 3-Pt Field Goal Attempts

4 vs. Dallas Christian (1/3/22)

### Free Throws Made

2, twice, last at Charlotte (1/15/22)

### Free Throw Attempts

4 at Charlotte (1/15/22)

### Assists

2 vs. Dallas Christian (1/3/22)

### Steals

1 vs. Trinity (11/9/21)

### Blocked Shots

1 at ODU (1/13/22)

### Minutes

26 at Charlotte (1/15/22)

## Sabally's 2021-22 Game-by-Game

Opponent	Date	gs	min	Total		3-Pointers		Free throws		Rebounds				pf	a	t/o	blk	stl	pts	avg
				fg-fga	pct	3fg-fga	pct	ft-fa	pct	off	def	tot	avg							
TRINITY (TX)	11/09/21	12		2-7	.286	0-1	.000	1-1	1.000	1	3	4	4.0	1	0	2	0	1	5	5.0
at Oklahoma	11/12/21	6		0-0	.000	0-0	.000	0-0	.000	0	1	1	2.5	0	0	0	0	0	2.5	
A&M-CORPUS CHRISTI	11/21/21	11		2-2	1.000	0-0	.000	0-0	.000	0	0	0	1.7	0	0	0	0	4	3.0	
LAMAR UNIVERSITY	11/24/21	*	7	0-2	.000	0-1	.000	0-0	.000	2	0	2	1.8	0	0	1	0	0	2.3	
ST. MARY'S (TX)	11/29/21	*	8	1-2	.500	0-0	.000	0-0	.000	2	1	3	2.0	0	0	0	0	2	2.2	
at Grand Canyon	12/02/21	*	15	2-2	1.000	0-0	.000	0-0	.000	1	2	3	2.2	0	0	0	0	4	2.5	
vs Sam Houston State	12/11/21	*	17	0-1	.000	0-0	.000	0-0	.000	0	1	1	2.0	0	1	0	0	0	2.1	
UTRGV	12/17/21	*	11	0-2	.000	0-1	.000	0-0	.000	1	1	2	2.0	1	0	2	0	0	1.9	
at Illinois St.	12/21/21	*	20	0-4	.000	0-2	.000	0-0	.000	4	3	7	2.6	1	1	0	0	0	1.7	
at UAB	01/01/22		5	0-0	.000	0-0	.000	0-0	.000	1	0	1	2.4	0	0	1	0	0	1.5	
DALLAS CHRISTIAN	01/03/22		15	5-7	.714	4-4	1.000	1-2	.500	2	4	6	2.7	0	2	2	2	15	2.7	
LOUISIANA TECH	01/08/22		17	3-5	.600	2-3	.667	2-2	1.000	0	0	0	2.5	0	0	0	0	10	3.3	
at Old Dominion	01/13/22	*	22	1-6	.167	0-3	.000	0-0	.000	1	1	2	2.5	3	0	1	1	0	3.2	
at Charlotte	01/15/22	*	26	2-10	.200	0-2	.000	2-4	.500	5	7	12	3.1	1	0	1	1	1	6	3.4
at UTEP	01/20/22	*	24	1-9	.111	0-3	.000	0-0	.000	1	2	3	3.1	0	0	3	0	0	2	3.3
UTEP	01/23/22	*	16	1-3	.333	1-1	1.000	0-0	.000	1	2	3	3.1	1	0	1	0	0	3	3.3
FIU	01/27/22		9	0-0	.000	0-0	.000	0-0	.000	0	0	0	2.9	0	0	0	0	0	3.1	
at North Texas	02/05/22		5	0-0	.000	0-0	.000	0-0	.000	0	1	1	2.8	1	0	0	0	0	2.9	
at Louisiana Tech	02/19/22		7	3-3	1.000	1-1	1.000	1-2	.500	1	1	2	2.8	0	1	0	0	8	3.2	
UAB	02/24/22		2	0-1	.000	0-1	.000	0-0	.000	0	0	0	2.7	0	0	0	0	0	3.1	
Totals		10	255	23-66	.348	8-23	.348	7-11	.636	23	30	53	2.7	9	5	14	4	2	61	3.1
Games played: 20								Rebounds/game: 2.7												
Minutes/game: 12.8								Assists/game: 0.3												
Points/game: 3.1								Turnovers/game: 0.7												
FG Pct: 34.8								Assist/turnover ratio: 0.4												
3FG Pct: 34.8								Steals/game: 0.1												
FT Pct: 63.6								Blocks/game: 0.2												

Games played: 20  
Minutes/game: 12.8  
Points/game: 3.1  
FG Pct: 34.8  
3FG Pct: 34.8  
FT Pct: 63.6

Rebounds/game: 2.7  
Assists/game: 0.3  
Turnovers/game: 0.7  
Assist/turnover ratio: 0.4  
Steals/game: 0.1  
Blocks/game: 0.2

## Sabally's Career Stats

			Total		3-Point		F-Throws		Rebounds										Scoring	
Season	gp-gs	min/avg	fg-fga	pct	fg-fga	pct	ft-fa	pct	off	def	tot	avg	pf	fo	ast	to	blk	stl	pts	avg
2021-22	20-10	255/12.8	23-66	.348	8-23	.348	7-11	.636	23	30	53	2.7	9	0	5	14	4	2	61	3.1
TOTAL	20-10	255/12.8	23-66	.348	8-23	.348	7-11	.636	23	30	53	2.7	9	0	5	14	4	2	61	3.1





# 22 • CHRISTIAN TUCKER

6-3 • 170 • FRESHMAN - HS • GUARD

CHANDLER, ARIZ. / GILBERT PERRY HS

## As a Freshman (2021-22)

- Made collegiate debut with 12 minutes - including nine first-half minutes - in an outing vs. Texas A&M-Commerce, with a steal and three points
- Played five minutes with two points in a win over Denver and six minutes vs. IUPUI
- Turned in the best game of his youthful career, going for nine points and two blocks in 12 minutes, including a 6 of 7 stretch from the free-throw line
- Played a career-high 18 minutes off the bench in a win over St. Mary's, scoring five points with a rebound and a steal
- Played 14 minutes at Grand Canyon, a school he grew up near and where his father played, sinking a pair at the line and dishing out two assists
- Logged a career-high 25 minutes with eight points and a career-high four rebounds vs. UTRGV
- Had the best game of his youthful career, collecting 12 points, four rebounds, two steals and two assists in a career-high 29 minutes at Illinois State
- Dished out six assists and had a career-high nine rebounds in 24 minutes vs. Dallas Christian
- Made second straight start vs. Southern Miss, collecting four points and four rebounds in 24 minutes
- Reached double figures in scoring for the second time in his career with 10 points at Charlotte
- Returned to the court in the finale vs. UTEP after missing two games due to COVID-19 protocols
- Splashed a key 3-pointer late in the first half vs. WKU
- Played 18 minutes at LA Tech, with four points and two rebounds

## Season Highs

### Points

12 at ISU (12/21/21)

### Rebounds

9 vs. Dallas Christian (1/3/22)

### Field Goals Made

4 at Charlotte (1/15/22)

### Field Goal Attempts

14 at Charlotte (1/15/22)

### 3-Pt Field Goals Made

1, 4x, last vs. WKU (2/12/22)

### 3-Pt Field Goal Attempts

7 at Charlotte (1/15/22)

### Free Throws Made

6, twice, last at ISU (12/21/21)

### Free Throw Attempts

10 at ISU (12/21/21)

### Assists

6 vs. Dallas Christian (1/3/22)

### Steals

2 at ISU (12/21/21)

### Blocked Shots

2 vs. Lamar (11/24/21)

### Minutes

30 at Charlotte (1/15/22)

## Career Highs

### Points

12 at ISU (12/21/21)

### Rebounds

9 vs. Dallas Christian (1/3/22)

### Field Goals Made

4 at Charlotte (1/15/22)

### Field Goal Attempts

14 at Charlotte (1/15/22)

### 3-Pt Field Goals Made

1, 4x, last vs. WKU (2/12/22)

### 3-Pt Field Goal Attempts

7 at Charlotte (1/15/22)

### Free Throws Made

6, twice, last at ISU (12/21/21)

### Free Throw Attempts

10 at ISU (12/21/21)

### Assists

6 vs. Dallas Christian (1/3/22)

### Steals

2 at ISU (12/21/21)

### Blocked Shots

2 vs. Lamar (11/24/21)

### Minutes

30 at Charlotte (1/15/22)

## Tucker's 2021-22 Game-by-Game

Opponent	Date	gs	min	Total		3-Pointers		Free throws		Rebounds				pf	a	t/o	blk	stl	pts	avg	
				fg-fga	pct	3fg-fga	pct	ft-fa	pct	off	def	tot	avg								
TEX. A&M-COMMERCE	11/15/21		12	1-2	.500	0-0	.000	1-2	.500	0	1	1	1.0	4	0	1	0	1	3	3.0	
DENVER	11/16/21		5	1-2	.500	0-1	.000	0-0	.000	0	0	0	0.5	2	0	1	0	0	2	2.5	
IUPUI	11/17/21		6	0-2	.000	0-0	.000	0-0	.000	0	0	0	0.3	1	0	2	0	0	0	1.7	
A&M-CORPUS CHRISTI	11/21/21		2	0-2	.000	0-0	.000	0-0	.000	0	0	0	0.3	1	0	0	0	0	0	1.3	
LAMAR UNIVERSITY	11/24/21		12	1-2	.500	1-1	1.000	6-7	.857	0	0	0	0.2	2	0	0	2	0	9	2.8	
ST. MARY'S (TX)	11/29/21		18	1-3	.333	0-1	.000	3-4	.750	0	1	1	0.3	0	0	2	0	1	5	3.2	
at Grand Canyon	12/02/21		14	0-1	.000	0-0	.000	2-2	1.000	0	0	0	0.3	3	2	0	0	0	2	3.0	
vs Sam Houston State	12/11/21		4	0-0	.000	0-0	.000	0-0	.000	0	0	0	0.3	0	0	1	0	1	0	2.6	
UTRGV	12/17/21		25	3-6	.500	1-3	.333	1-1	1.000	1	3	4	0.7	1	0	1	0	0	8	3.2	
at Illinois St.	12/21/21		29	3-4	.750	0-0	.000	6-10	.600	0	4	4	1.0	4	2	4	0	2	12	4.1	
at UAB	01/01/22		15	1-2	.500	0-0	.000	0-0	.000	0	0	0	0.9	1	1	1	1	0	2	3.9	
DALLAS CHRISTIAN	01/03/22	*	24	1-7	.143	1-5	.200	2-2	1.000	0	9	9	1.6	1	6	3	1	1	5	4.0	
SOUTHERN MISS.	01/06/22	*	24	1-4	.250	0-0	.000	2-2	1.000	2	2	4	1.8	2	2	0	0	1	4	4.0	
LOUISIANA TECH	01/08/22	*	21	1-3	.333	0-1	.000	0-0	.000	1	2	3	1.9	1	3	2	0	0	2	3.9	
at Old Dominion	01/13/22	*	26	1-6	.167	0-1	.000	2-2	1.000	0	2	2	1.9	1	3	3	0	0	4	3.9	
at Charlotte	01/15/22	*	30	4-14	.286	0-7	.000	2-2	1.000	0	2	2	1.9	1	2	2	1	0	10	4.3	
UTEP	01/23/22		24	0-6	.000	0-2	.000	3-6	.500	0	2	2	1.9	1	2	1	0	1	3	4.2	
FLA. ATLANTIC	01/29/22		1	0-0	.000	0-0	.000	0-0	.000	0	0	0	1.8	0	0	1	0	0	0	3.9	
at North Texas	02/05/22		5	1-1	1.000	0-0	.000	0-0	.000	0	0	0	1.7	1	1	0	0	0	2	3.8	
WESTERN KY.	02/12/22		8	1-1	1.000	1-1	1.000	0-0	.000	0	1	1	1.7	0	1	0	1	0	3	3.8	
at Louisiana Tech	02/19/22		18	2-4	.500	0-1	.000	0-0	.000	0	2	2	1.7	0	1	1	0	1	4	3.8	
UAB	02/24/22	*	22	0-6	.000	0-4	.000	3-3	1.000	0	1	1	1.6	2	1	1	0	0	3	3.8	
Totals			6	345	23-78	.295	4-28	.143	33-43	.767	4	32	36	1.6	29	27	27	6	9	83	3.8

Games played: 22  
Minutes/game: 15.7  
Points/game: 3.8  
FG Pct: 29.5  
3FG Pct: 14.3  
FT Pct: 76.7

Rebounds/game: 1.6  
Assists/game: 1.2  
Turnovers/game: 1.2  
Assist/turnover ratio: 1.0  
Steals/game: 0.4  
Blocks/game: 0.3

## Tucker's Career Stats

				Total		3-Point		F-Throws		Rebounds										Scoring	
Season	gp-gs	min/avg	fg-fga	pct	fg-fga	pct	ft-fa	pct	off	def	tot	avg	pf	fo	ast	to	blk	stl	pts	avg	
2021-22	22-6	345/15.7	23-78	.295	4-28	.143	33-43	.767	4	32	36	1.6	29	0	27	27	6	9	83	3.8	
TOTAL	22-6	345/15.7	23-78	.295	4-28	.143	33-43	.767	4	32	36	1.6	29	0	27	27	6	9	83	3.8	



# 24 • JACOB GERMANY

6-11 • 235 • JUNIOR - 2L • CENTER

KINGSTON, OKLA. / KINGSTON HS

## As a Junior (2021-22)

- Went for his second career 20+ point game in the season opener vs. Trinity, collecting 24 points with three rebounds, 10 made buckets and two blocks
- Had six points and two rebounds at Oklahoma
- Chipped in five points and six rebounds vs. Texas A&M-Commerce
- Played 30 minutes with 17 points and eight rebounds vs. Denver, dishing out three assists from the post
- Grabbed four rebounds with 15 points in 25 minutes vs. IUPUI
- Had a pair of steals vs. Texas A&M-Corpus Christi, owning five points and three boards
- Played 22 minutes with 13 points and four rebounds in a win over Lamar, including 10 points in the second
- Despite battling foul trouble, played 19 minutes with 18 points and four rebounds in a win over St. Mary's
- Went for 18 points and 10 rebounds in 29 minutes at Grand Canyon, connecting on his first career 3-pointer and going 7 of 16 from the field
- Had 14 points, and a team-leading eight rebounds, adding three blocks and two assists in 30 minutes in a win over Sam Houston, going 6 of 6 from the line
- Battled cramps in UTSA's loss to UTRGV but went for 16 points, nine rebounds and two blocks in 25 minutes
- Had 17 points, five rebounds and a block in 30 minutes at Illinois State
- Had second double-double of the year at UAB, going for a career-high 26 points with six boards
- Went for 10 points and seven rebounds in 22 minutes vs. Dallas Christian
- Had 10 points and nine rebounds vs. Southern Miss
- Went for his third double-double of the year with 17 points and 13 rebounds vs. Louisiana Tech
- Had 12 points and seven boards in 29 minutes at ODU
- Went for his fourth double-double of the year with 21 points and 10 rebounds at UTEP
- Had his fifth double-double of the year with 23 points and 11 rebounds vs. FIU
- Earned second consecutive double-double with 11 points and 10 rebounds vs. FAU
- Had 20 points, nine rebounds and three blocks in 29 minutes at Rice
- Went for 16 points, nine rebounds and two steals at MTSU
- Had a career-high 40 minutes vs. WKU, going for 26 points - on 11 of 19 shooting - and 11 rebounds
- Had 16 points and seven rebounds in an OT win at Southern Miss
- Totalled eighth double-double of the year with 21 points and 10 rebounds at LA Tech

## Season Highs

### Points

26, twice, last vs. WKU (2/12/22)

### Rebounds

13 vs. LA Tech (1/8/22)

### Field Goals Made

12 at UAB (1/1/22)

### Field Goal Attempts

23 at UAB (1/1/22)

### 3-Pt Field Goals Made

1 at Grand Canyon (12/2/21)

### 3-Pt Field Goal Attempts

3 at Oklahoma (11/12/21)

### Free Throws Made

6, twice, last vs. Sam Houston

(12/11/21)

### Free Throw Attempts

8 vs. St. Mary's (11/29/21)

### Assists

3 vs. Denver (11/16/21)

### Steals

3 vs. USM (1/6/22)

### Blocked Shots

3, twice, last at Rice (2/3/22)

### Minutes

40 vs. WKU (2/12/22)

## Career Highs

### Points

26, 3x, last vs. WKU (2/12/22)

### Rebounds

15 at ODU (2/6/20)

### Field Goals Made

13 vs. FAU (2/12/21)

### Field Goal Attempts

23 at UAB (1/1/22)

### 3-Pt Field Goals Made

1 at Grand Canyon (12/2/21)

### 3-Pt Field Goal Attempts

3 at Oklahoma (11/12/21)

### Free Throws Made

6, twice, last vs. Sam Houston

(12/11/21)

### Free Throw Attempts

8 vs. St. Mary's (11/29/21)

### Assists

3, twice, last vs. Denver (11/16/21)

### Steals

3 vs. USM (1/6/22)

### Blocked Shots

5 vs. Southern Miss (1/22/21)

## Germany's 2021-22 Game-by-Game

Opponent	Date	gs	min	Total			3-Pointers			Free throws			Rebounds				pf	a	t/o	blk	stl	pts	avg
				fg	fga	pct	3fg	3fga	pct	ft	ftha	pct	off	def	tot	avg							
TRINITY (TX)	11/09/21	*	19	10-15	.667	0-0	.000	4-4	1.000	2	1	3	3.0	1	0	0	2	0	24	24.0			
at Oklahoma	11/12/21	*	23	3-10	.300	0-3	.000	0-0	.000	1	1	2	2.5	1	0	2	1	0	6	15.0			
TEX. A&M-COMMERCE	11/15/21	*	26	1-3	.333	0-0	.000	3-6	.500	2	4	6	3.7	3	0	1	1	0	5	11.7			
DENVER	11/16/21	*	30	6-13	.462	0-1	.000	5-7	.714	3	5	8	4.8	2	3	2	0	0	17	13.0			
IUPUI	11/17/21	*	25	6-11	.545	0-0	.000	3-4	.750	1	3	4	4.6	1	2	2	1	0	15	13.4			
A&M-CORPUS CHRISTI	11/21/21	*	17	2-7	.286	0-0	.000	1-2	.500	1	2	3	4.3	3	0	2	1	2	5	12.0			
LAMAR UNIVERSITY	11/24/21	*	22	5-8	.625	0-1	.000	3-3	1.000	1	3	4	4.3	3	1	1	0	2	13	12.1			
ST. MARY'S (TX)	11/29/21	*	19	6-11	.545	0-0	.000	6-8	.750	2	2	4	4.3	4	0	2	1	2	18	12.9			
at Grand Canyon	12/02/21	*	29	7-16	.438	1-2	.500	3-3	1.000	6	4	10	4.9	2	1	3	0	0	18	13.4			
vs Sam Houston State	12/11/21	*	30	4-8	.500	0-0	.000	6-6	1.000	0	8	8	5.2	0	2	3	3	0	14	13.5			
UTRGV	12/17/21	*	25	5-14	.357	0-0	.000	6-6	1.000	5	4	9	5.5	0	0	2	2	0	16	13.7			
at Illinois St.	12/21/21	*	30	7-14	.500	0-1	.000	3-6	.500	4	1	5	5.5	4	0	2	1	1	17	14.0			
at UAB	01/01/22	*	34	12-23	.522	0-0	.000	2-4	.500	4	6	10	5.8	2	0	1	1	0	26	14.9			
DALLAS CHRISTIAN	01/03/22	*	22	5-9	.556	0-0	.000	0-0	.000	4	3	7	5.9	0	1	3	0	2	10	14.6			
SOUTHERN MISS.	01/06/22	*	30	4-10	.400	0-0	.000	2-4	.500	3	6	9	6.1	0	0	3	0	3	10	14.3			
LOUISIANA TECH	01/08/22	*	25	7-14	.500	0-0	.000	3-4	.750	5	8	13	6.6	2	0	3	0	0	17	14.4			
at Old Dominion	01/13/22	*	29	4-11	.364	0-0	.000	4-4	1.000	0	7	7	6.6	1	0	1	0	0	12	14.3			
at Charlotte	01/15/22	*	26	2-9	.222	0-0	.000	0-0	.000	2	3	5	6.5	3	1	3	1	0	4	13.7			
at UTEP	01/20/22	*	27	9-18	.500	0-1	.000	3-8	.375	4	6	10	6.7	1	0	2	1	1	21	14.1			
UTEP	01/23/22	*	30	3-12	.250	0-0	.000	0-0	.000	3	1	4	6.6	3	0	3	1	0	6	13.7			
FIU	01/27/22	*	35	10-18	.556	0-0	.000	3-5	.600	5	6	11	6.8	1	1	1	1	0	23	14.1			
FLA. ATLANTIC	01/29/22	*	26	5-11	.455	0-0	.000	1-3	.333	5	5	10	6.9	4	0	3	2	0	11	14.0			
at Rice	02/03/22	*	29	10-14	.714	0-0	.000	0-1	.000	4	5	9	7.0	2	1	2	3	1	20	14.3			
at North Texas	02/05/22	*	21	1-5	.200	0-0	.000	4-4	1.000	1	3	4	6.9	4	0	0	0	0	6	13.9			
at Middle Tenn.	02/07/22	*	31	8-11	.727	0-0	.000	0-1	.000	3	6	9	7.0	2	0	1	1	2	16	14.0			
WESTERN KY.	02/12/22	*	40	11-19	.579	0-1	.000	4-6	.667	1	10	11	7.1	2	2	1	0	0	26	14.5			
at Southern Miss.	02/17/22	*	30	6-17	.353	0-0	.000	4-4	1.000	3	4	7	7.1	4	1	2	0	1	16	14.5			
at Louisiana Tech	02/19/22	*	26	7-13	.538	0-0	.000	7-10	.700	2	8	10	7.2	3	0	1	0	1	21	14.8			
UAB	02/24/22	*	27	5-12	.417	0-0	.000	4-4	1.000	2	5	7	7.2	2	0	2	1	0	14	14.7			
Totals			29	783	171-356	.480	1-10	.100	84-117	.718	79	130	209	7.2	60	16	54	25	18	427	14.7		
Games played: 29										Rebounds/game: 7.2													
Minutes/game: 27.0										Assists/game: 0.6													
Points/game: 14.7										Turnovers/game: 1.9													
FG Pct: 48.0										Assist/turnover ratio: 0.3													
3FG Pct: 10.0										Steals/game: 0.6													
FT Pct: 71.8										Blocks/game: 0.9													

Games played: 29  
Minutes/game: 27.0  
Points/game: 14.7  
FG Pct: 48.0  
3FG Pct: 10.0  
FT Pct: 71.8

Rebounds/game: 7.2  
Assists/game: 0.6  
Turnovers/game: 1.9  
Assist/turnover ratio: 0.3  
Steals/game: 0.6  
Blocks/game: 0.9

## Germany's Career Stats

Season	gp-gs	min/avg	Total fg-fga	pct	3-Point fg-fga	pct	F-Throws ft-fa	pct	Rebounds off	def	tot	avg	pf	fo	ast	to	blk	stl	pts	avg
2019-20	31-10	493/15.9	74-133	.556	0-1	.000	21-40	.525	40	100	140	4.5	50	3	9	23	25	15	169	5.5
2020-21	26-24	550/21.2	112-228	.491	0-0	.000	45-61	.738	59	97	156	6.0	45	0	11	21	30	5	269	10.3
2021-22	29-29	783/27.0	171-356	.480	1-10	.100	84-117	.718	79	130	209	7.2	60	0	16	54	25	18	427	14.7
TOTAL	86-63	1826/21.2	357-717	.498	1-11	.091	150-218	.688	178	327	505	5.9	155	3	36	98	80	38	865	10.1



# 32 • ISAIAH ADDO-ANKRAH

6-6 • 200 • SOPHOMORE - 1L • GUARD

HOUSTON, TEXAS / SECOND BAPTIST HS

## As a Sophomore (2021-22)

- Played the final five minutes in UTSA's season-opening win over Trinity, grabbing a rebound
- Played in his first career road game at Oklahoma, logging three minutes and sinking a free throw
- With UTSA shorthanded vs. UTRGV, played three minutes off the bench
- Played two minutes at Illinois State
- Had a career-high five points in 13 minutes vs. Dallas Christian
- Splashed a 3-pointer at Charlotte
- Was a story of UTSA's game at UTEP as he came off the bench for a shorthanded UTSA roster to bang three 3-pointers and play a career-high 17 minutes
- Played a career high 24 minutes and nailed a 3-pointer in the finale vs. UTEP
- Set a new career high with 25 minutes and six rebounds vs. FIU
- Drilled a pair of 3-pointers in 16 minutes vs. FAU, grabbing three rebounds
- Was 5 of 6 from 3-point range for a career-high 15 points in 22 minutes at Rice
- Sank 2 of 3 3-point attempts at UNT, going for eight points
- Drilled a pair of triples at MTSU in 19 minutes
- Made first career start in 25 minutes vs. WKU, going for five points and an assist
- Had a career high 21 points on a career-best seven made 3's at Southern Miss, including three made triples in OT, playing a career-long 35 minutes
- Had six points in 20 minutes at LA Tech

## Season Highs

### Points

21 at USM (2/17/22)

### Rebounds

6 vs. FIU (1/27/22)

### Field Goals Made

7 at USM (2/17/22)

### Field Goal Attempts

14 at USM (2/17/22)

### 3-Pt Field Goals Made

7 at USM (2/17/22)

### 3-Pt Field Goal Attempts

13 at USM (2/17/22)

### Free Throws Made

3 at LA Tech (2/19/22)

### Free Throw Attempts

3 at LA Tech (2/19/22)

### Assists

1, 5x, last at LA Tech (2/19/22)

### Steals

1, 4x, last vs. WKU (2/12/22)

### Blocked Shots

1 vs. Dallas Christian (1/3/22)

### Minutes

35 at USM (2/17/22)

## Career Highs

### Points

21 at USM (2/17/22)

### Rebounds

6 vs. FIU (1/27/22)

### Field Goals Made

7 at USM (2/17/22)

### Field Goal Attempts

14 at USM (2/17/22)

### 3-Pt Field Goals Made

7 at USM (2/17/22)

### 3-Pt Field Goal Attempts

13 at USM (2/17/22)

### Free Throws Made

3 at LA Tech (2/19/22)

### Free Throw Attempts

3 at LA Tech (2/19/22)

### Assists

1, 4x, last vs. WKU (2/12/22)

### Steals

1, 5x, last at LA Tech (2/19/22)

### Blocked Shots

1 vs. Dallas Christian (1/3/22)

### Minutes

35 at USM (2/17/22)

## Addo-Ankrah's 2021-22 Game-by-Game

Opponent	Date	gs	min	Total		3-Pointers		Free throws		Rebounds				pf	a	t/o	blk	stl	pts	avg
				fg-fga	pct	3fg-fga	pct	ft-fa	pct	off	def	tot	avg							
TRINITY (TX)	11/09/21		5	0-0	.000	0-0	.000	0-0	.000	0	1	1	1.0	0	0	0	0	0	0	0.0
at Oklahoma	11/12/21		3	0-1	.000	0-1	.000	1-1	1.000	0	0	0	0.5	0	0	0	0	0	1	0.5
UTRGV	12/17/21		3	0-1	.000	0-1	.000	0-0	.000	0	0	0	0.3	1	0	0	0	0	0	0.3
at Illinois St.	12/21/21		2	0-0	.000	0-0	.000	0-0	.000	0	0	0	0.3	0	0	0	0	0	0	0.3
at UAB	01/01/22		2	0-0	.000	0-0	.000	0-0	.000	0	0	0	0.2	0	0	0	0	0	0	0.2
DALLAS CHRISTIAN	01/03/22		13	1-6	.167	1-4	.250	2-2	1.000	0	1	1	0.3	0	0	1	1	0	5	1.0
at Old Dominion	01/13/22		1	0-0	.000	0-0	.000	0-0	.000	0	0	0	0.3	0	0	0	0	0	0	0.9
at Charlotte	01/15/22		2	1-1	1.000	1-1	1.000	0-0	.000	0	1	1	0.4	0	0	0	0	0	3	1.1
at UTEP	01/20/22		17	3-6	.500	3-5	.600	0-0	.000	1	1	2	0.6	1	0	1	0	1	9	2.0
UTEP	01/23/22		24	1-4	.250	1-4	.250	0-0	.000	1	2	3	0.8	1	1	1	0	1	3	2.1
FIU	01/27/22		25	1-6	.167	0-4	.000	0-0	.000	1	5	6	1.3	1	0	0	0	0	2	2.1
FLA. ATLANTIC	01/29/22		16	2-5	.400	2-4	.500	0-0	.000	2	1	3	1.4	1	1	1	0	0	6	2.4
at Rice	02/03/22		22	5-6	.833	5-6	.833	0-0	.000	0	3	3	1.5	1	0	1	0	1	15	3.4
at North Texas	02/05/22		20	3-4	.750	2-3	.667	0-1	.000	0	1	1	1.5	2	0	0	0	0	8	3.7
at Middle Tenn.	02/07/22		19	2-6	.333	2-5	.400	0-0	.000	1	1	2	1.5	0	1	0	0	0	6	3.9
WESTERN KY.	02/12/22 *		25	2-9	.222	1-8	.125	0-0	.000	0	0	0	0.4	2	1	2	0	1	5	3.9
at Southern Miss.	02/17/22 *		35	7-14	.500	7-13	.538	0-0	.000	1	2	3	1.5	2	0	0	0	0	21	4.9
at Louisiana Tech	02/19/22 *		20	1-6	.167	1-6	.167	3-3	1.000	0	1	1	1.5	1	1	2	0	0	6	5.0
UAB	02/24/22		17	2-4	.500	2-3	.667	0-0	.000	1	1	2	1.5	2	1	3	0	0	6	5.1
<b>Totals</b>		<b>3</b>	<b>271</b>	<b>31-79</b>	<b>.392</b>	<b>28-68</b>	<b>.412</b>	<b>6-7</b>	<b>.857</b>	<b>8</b>	<b>21</b>	<b>29</b>	<b>1.5</b>	<b>15</b>	<b>6</b>	<b>12</b>	<b>1</b>	<b>4</b>	<b>96</b>	<b>5.1</b>

Games played: 19  
Minutes/game: 14.3  
Points/game: 5.1  
FG Pct: 39.2  
3FG Pct: 41.2  
FT Pct: 85.7

Rebounds/game: 1.5  
Assists/game: 0.3  
Turnovers/game: 0.6  
Assist/turnover ratio: 0.5  
Steals/game: 0.2  
Blocks/game: 0.1

## Addo-Ankrah's Career Stats

Season	gp-gs	min/avg	Total		3-Point		F-Throws		Rebounds				pf	fo	ast	to	blk	stl	Scoring	
			fg-fga	pct	fg-fga	pct	ft-fa	pct	off	def	tot	avg							pts	avg
2020-21	6-0	17/2.8	4-7	.571	1-3	.333	2-2	1.000	0	2	2	0.3	0	0	0	1	0	1	11	1.8
2021-22	19-3	271/14.3	31-79	.392	28-68	.412	6-7	.857	8	21	29	1.5	15	0	6	12	1	4	96	5.1
<b>TOTAL</b>	<b>25-3</b>	<b>288/11.5</b>	<b>35-86</b>	<b>.407</b>	<b>29-71</b>	<b>.408</b>	<b>8-9</b>	<b>.889</b>	<b>8</b>	<b>23</b>	<b>31</b>	<b>1.2</b>	<b>15</b>	<b>0</b>	<b>6</b>	<b>13</b>	<b>1</b>	<b>5</b>	<b>107</b>	<b>4.3</b>

# SEASON/CAREER SNAPSHOT

## SEASON STATISTICS

## CAREER STATISTICS

SUMMARY	gp-gs	min/g	fg%	3fg%	ft%	r/g	a/g	stl	blk	pts/g	gp-gs	min/g	fg%	3fg%	ft%	r/g	a/g	stl	blk	pts/g
Jacob Germany	29-29	27.0	.480	.100	.718	7.2	0.6	18	25	14.7	86-63	21.2	.498	.091	.688	5.9	0.4	38	80	10.1
Dhieu Deing	22-13	27.4	.347	.306	.754	5.5	1.5	33	4	14.4	22-13	27.4	.347	.306	.754	5.5	1.5	33	4	14.4
Jordan Ivy-Curry	21-19	27.6	.347	.338	.804	2.3	2.3	19	3	13.9	47-30	23.4	.367	.350	.753	2.6	1.9	38	6	10.2
Cedrick Alley Jr.	15-14	27.5	.342	.291	.686	6.8	1.7	18	5	9.3	39-30	23.3	.378	.315	.742	5.3	1.2	34	14	7.4
Darius McNeill	26-19	23.6	.425	.200	.818	2.5	1.8	26	4	6.5	26-19	23.6	.425	.200	.818	2.5	1.8	26	4	6.5
Isaiah Addo-Ankrah	19-3	14.3	.392	.412	.857	1.5	0.3	4	1	5.1	25-3	11.5	.407	.408	.889	1.2	0.2	5	1	4.3
Aleu Aleu	10-4	15.1	.333	.294	.813	2.4	0.8	3	0	4.2	10-4	15.1	.333	.294	.813	2.4	0.8	3	0	4.2
Erik Czumbel	29-13	25.1	.373	.233	.611	2.4	2.6	9	6	3.9	86-44	23.3	.380	.339	.732	2.0	1.9	38	10	4.1
Christian Tucker	22-6	15.7	.295	.143	.767	1.6	1.2	9	6	3.8	22-6	15.7	.295	.143	.767	1.6	1.2	9	6	3.8
Lachlan Bofinger	29-9	14.8	.476	.000	.382	3.8	0.7	10	11	3.2	46-9	13.0	.493	.000	.395	3.6	0.7	21	18	3.2
Lamin Sabally	20-10	12.8	.348	.348	.636	2.7	0.3	2	4	3.1	20-10	12.8	.348	.348	.636	2.7	0.3	2	4	3.1
Phoenix Ford	26-6	15.9	.460	.143	.280	3.4	0.5	13	5	2.5	58-8	11.5	.455	.143	.455	2.8	0.4	19	7	1.9
Josh Farmer	22-0	9.6	.362	.133	.615	2.4	0.1	4	3	2.4	22-0	9.6	.362	.133	.615	2.4	0.1	4	3	2.4
Artan Jabbar	6-0	5.0	.273	.125	.000	0.5	0.5	0	0	1.2	12-0	4.3	.238	.176	.000	0.6	0.3	0	0	1.1

SCORING	fg-fga	fg%	3fg-fga	3fg%	ft-fa	ft%	pts	pts/g	fg-fga	fg%	3fg-fga	3fg%	ft-fa	ft%	pts	pts/g
Jacob Germany	171-356	.480	1-10	.100	84-117	.718	427	14.7	357-717	.498	1-11	.091	150-218	.688	865	10.1
Dhieu Deing	107-308	.347	53-173	.306	49-65	.754	316	14.4	107-308	.347	53-173	.306	49-65	.754	316	14.4
Jordan Ivy-Curry	101-291	.347	45-133	.338	45-56	.804	292	13.9	168-458	.367	69-197	.350	73-97	.753	478	10.2
Cedrick Alley Jr.	50-146	.342	16-55	.291	24-35	.686	140	9.3	105-278	.378	34-108	.315	46-62	.742	290	7.4
Darius McNeill	68-160	.425	7-35	.200	27-33	.818	170	6.5	68-160	.425	7-35	.200	27-33	.818	170	6.5
Isaiah Addo-Ankrah	31-79	.392	28-68	.412	6-7	.857	96	5.1	35-86	.407	29-71	.408	8-9	.889	107	4.3
Aleu Aleu	12-36	.333	5-17	.294	13-16	.813	42	4.2	12-36	.333	5-17	.294	13-16	.813	42	4.2
Erik Czumbel	41-110	.373	10-43	.233	22-36	.611	114	3.9	115-303	.380	60-177	.339	60-82	.732	350	4.1
Christian Tucker	23-78	.295	4-28	.143	33-43	.767	83	3.8	23-78	.295	4-28	.143	33-43	.767	83	3.8
Lachlan Bofinger	40-84	.476	0-6	.000	13-34	.382	93	3.2	66-134	.493	0-9	.000	15-38	.395	147	3.2
Lamin Sabally	23-66	.348	8-23	.348	7-11	.636	61	3.1	23-66	.348	8-23	.348	7-11	.636	61	3.1
Phoenix Ford	29-63	.460	1-7	.143	7-25	.280	66	2.5	46-101	.455	1-7	.143	20-44	.455	113	1.9
Josh Farmer	21-58	.362	2-15	.133	8-13	.615	52	2.4	21-58	.362	2-15	.133	8-13	.615	52	2.4
Artan Jabbar	3-11	.273	1-8	.125	0-2	.000	7	1.2	5-21	.238	3-17	.176	0-2	.000	13	1.1

TOTALS	o-reb	d-reb	t-reb	pf	fo	ast	to	a/to	o-reb	d-reb	t-reb	pf	fo	ast	to	a/to
Jacob Germany	79	130	209	60	0	16	54	0.3	178	327	505	155	3	36	98	0.4
Dhieu Deing	31	89	120	40	0	32	41	0.8	31	89	120	40	0	32	41	0.8
Jordan Ivy-Curry	13	36	49	25	0	48	51	0.9	51	70	121	69	1	88	72	1.2
Cedrick Alley Jr.	33	69	102	25	0	25	21	1.2	65	142	207	61	0	48	44	1.1
Darius McNeill	15	49	64	46	0	48	36	1.3	15	49	64	46	0	48	36	1.3
Isaiah Addo-Ankrah	8	21	29	15	0	6	12	0.5	8	23	31	15	0	6	13	0.5
Aleu Aleu	10	14	24	15	0	8	14	0.6	10	14	24	15	0	8	14	0.6
Erik Czumbel	4	65	69	73	1	75	30	2.5	12	164	176	206	5	166	89	1.9
Christian Tucker	4	32	36	29	0	27	27	1.0	4	32	36	29	0	27	27	1.0
Lachlan Bofinger	44	66	110	37	0	21	22	1.0	63	101	164	57	1	31	33	0.9
Lamin Sabally	23	30	53	9	0	5	14	0.4	23	30	53	9	0	5	14	0.4
Phoenix Ford	42	47	89	68	3	14	17	0.8	72	88	160	120	4	23	28	0.8
Josh Farmer	17	35	52	24	1	3	19	0.2	17	35	52	24	1	3	19	0.2
Artan Jabbar	0	3	3	2	0	3	2	1.5	0	7	7	2	0	3	3	1.0