



## 2014-15 Men's Basketball Notes

Jordan Korphage, Assistant SID  
One UTSA Circle • San Antonio, TX 78249  
Email: jordan.korphage@utsa.edu  
Cell: 210.501.4006

### Game 6 | at Northern Arizona | Dec. 3 | 8:30 p.m. (CT) | Walkup Skydome

#### 2014-15 Schedule

Date	Opponent	Time/Result
<b>November (2-3)</b>		
Nov. 14	Huston-Tillotson	W, 92-74
Nov. 17	Texas-Pan American	L, 62-63
Nov. 22	Texas State	W, 80-67
Nov. 25	Loyola-Chicago (ASN)	L, 57-71
Nov. 30	Southern Utah	L, 92-93
<b>December (0-0)</b>		
Dec. 3	at Northern Arizona (FSN)	8:30 p.m.
Dec. 6	at Washington State (P12)	2 p.m.
Dec. 15	at Texas A&M-Corpus Christi	7:30 p.m.
Dec. 20	at TCU	7 p.m.
Dec. 30	Cameron	1 p.m.
<b>January (0-0)</b>		
Jan. 2	at Rice*	7 p.m.
Jan. 4	at North Texas* (FSN)	2 p.m.
Jan. 8	Southern Miss*	7 p.m.
Jan. 10	Louisiana Tech*	2 p.m.
Jan. 12	at Texas-Pan American	7 p.m.
Jan. 17	UTEP* (ASN)	2 p.m.
Jan. 22	at Marshall*	6 p.m.
Jan. 24	at WKU*	2 p.m.
Jan. 29	Middle Tennessee* (ASN)	7 p.m.
Jan. 31	UAB*	2 p.m.
<b>February (0-0)</b>		
Feb. 5	at FIU*	6:30 p.m.
Feb. 7	at Florida Atlantic*	6 p.m.
Feb. 12	Old Dominion* (ASN)	7 p.m.
Feb. 14	Charlotte*	2 p.m.
Feb. 21	at UTEP*	8 p.m.
Feb. 26	at Southern Miss*	7 p.m.
Feb. 28	at Louisiana Tech*	6 p.m.
<b>March (0-0)</b>		
March 5	Rice*	7 p.m.
March 7	North Texas*	2 p.m.
March 11-14	C-USA Tournament#	TBA

(ASN) American Sports Network • (P12) Pac-12 Networks

(FSN) FOX Sports Networks

\* Conference USA game

# Conference USA Tournament (Birmingham, Ala.)



We are UTSA



When referencing the University of Texas at San Antonio Athletics, please use the acronym **UTSA** and the nickname **Roadrunners**. Please refrain from using UT-San Antonio, Texas-San Antonio, UT-SA, 'Runners, Road Runners or any other variation.



#### UTSA Roadrunners

Location: San Antonio, Texas

2014-15 Record: 2-3

C-USA Record: 0-0

Head Coach: Brooks Thompson

Career Record: 171-152 (11th season)

Record at UTSA: 116-138 (9th season)

Date: Wed., Dec. 3, 2014

Time: 8:30 p.m. (CT)

Location: Flagstaff, Ariz.

Arena: Walkup Skydome

Radio: Ticket 760 AM

TV: FOX Sports Arizona

Audio: [goutsa.com](http://goutsa.com), iHeartRadio mobile app

Series vs. Northern Arizona

Overall: 0-1

In Flagstaff: 0-0

Thompson vs. NAU: 0-1

Last Meeting: NAU, 74-63 (11/09/13)



Northern Arizona

Lumberjacks

Location: Flagstaff, Ariz.

2014-15 Record: 2-5

Big Sky Record: 0-0

Head Coach: Jack Murphy

Career Record: 28-43 (3rd season)

Record at NAU: Same



#### Fast Break Points

- UTSA will hit the road for the first time this season when it heads west for a matchup at Northern Arizona at 8:30 p.m. (CT) on Wednesday, Dec. 3.
- This will be the second meeting between the Roadrunners and Lumberjacks. Northern Arizona opened the 2013-14 season with a 74-63 win at UTSA on Nov. 9, 2013.
- UTSA comes into Wednesday's game averaging 76.6 points per game, a mark that leads Conference USA and ranks 55th in the nation. The Roadrunners have three players averaging in double figures and five that average at least 9.0 ppg.
- Ryan Bowie led UTSA in Sunday's loss to Southern Utah with a season-high 29 points, which is the fourth-best individual scoring output by a Conference USA player this season. He ranks among the league's top 15 in six different categories.
- Jeromie Hill leads the team and ranks seventh in C-USA at 16.4 ppg, while his 8.2 rebounds per outing rank fourth. He has scored in double figures in each of his last 13 games dating back to the 2012-13 season.
- With 82 points in the first five games of the season, Hill moved past Leon Watson (1996-2000) and into seventh place on the school's career scoring charts. Now with 1,277 points, he needs 30 points to tie McEverett Powers (1998-2002) and move into the top five.
- Wednesday's game can be heard live in the San Antonio area on Ticket 760 AM beginning with the pregame show at 8 p.m. (CT). Andy Everett (play-by-play) has the call. The broadcast also can be heard live online at [goUTSA.com](http://goUTSA.com) or on your mobile device with the free iHeartRadio app.

#### 2014-15 UTSA Roadrunners

No.	Name	Pos.	Ht.	Wt.	Yr.-Exp.	Hometown/Last School	PPG	RPG	APG
<i>Projected starters</i>									
12	Jeromie Hill	F	6-8	250	Sr.-3L	Cairns, Australia/Australian Institute of Sport	16.4	8.2	0.6
14	Ryan Bowie	G	6-1	185	Jr.-TR	Lewisville, Texas/Iowa Western CC	15.8	7.0	1.2
34	Larry Lewis Jr.	G	6-2	195	Fr.-RS	Scottsdale, Ariz./Westwind Prep Academy	9.4	2.4	3.6
44	Keon Lewis	G	6-2	220	Sr.-1L	Seattle, Wash./North Idaho JC	14.8	2.6	4.0
45	Kaj-Björn Sherman	C	7-0	270	Sr.-1L	Mercer Island, Wash./North Idaho JC	8.6	5.8	0.6
<i>Off the bench</i>									
0	James Williams	G	6-4	190	Jr.-1L	Arlington, Texas/Logan JC	--	--	--
3	Edwin Olympio	G	6-4	180	Fr.-HS	Marseille, France/Westwind Prep Academy	4.0	4.0	0.0
4	Gino Littles	G	6-0	150	Fr.-HS	Phoenix, Ariz./Desert Mountain HS	0.7	0.0	1.3
5	Tyler Flores	G	6-3	225	Fr.-HS	Saginaw, Texas/Saginaw HS	0.0	0.0	0.0
10	Christian Wilson	G	6-2	150	Fr.-HS	Baton Rouge, La./Cathedral City [Calif.] HS	9.0	1.5	1.0
11	Austin Karrer	G	6-3	175	Fr.-HS	New Braunfels, Texas/Canyon HS	2.4	1.6	0.4
15	Lucas O'Brien	C	6-10	230	So.-1L	Chandler, Ariz./Perry HS	0.8	1.4	0.2
22	George Matthews	G	6-5	230	Jr.-1L	Phoenix, Ariz./Utah	0.0	2.0	0.0
24	Phillip Jones	F	6-6	205	So.-1L	Freeport, Bahamas/Piney Woods [Miss.] HS	--	--	--
32	James Ringholt	C	6-10	215	Fr.-HS	Brisbane, Australia/Brisbane Boys' College	3.6	3.4	0.4

[www.goUTSA.com](http://www.goUTSA.com)

## UTSA Men's Basketball Game Notes

### Quick Facts

Location \_\_\_\_\_ San Antonio, Texas  
 Enrollment \_\_\_\_\_ 28,628  
 Founded \_\_\_\_\_ 1969  
 Nickname \_\_\_\_\_ Roadrunners  
 Colors \_\_\_\_\_ Navy blue, orange and white  
 Home Court \_\_\_\_\_ Convocation Center  
 Capacity \_\_\_\_\_ 2,650 (temporary)  
 Conference \_\_\_\_\_ Conference USA  
 Affiliation \_\_\_\_\_ NCAA Division I  
 Athletic Director \_\_\_\_\_ Lynn Hickey  
 Alma Mater \_\_\_\_\_ Ouachita Baptist/1973  
 President \_\_\_\_\_ Dr. Ricardo Romo  
 Alma Mater \_\_\_\_\_ Texas/1967  
 Athletic Dept. Phone \_\_\_\_\_ 210-458-4161  
 Ticket Office Phone \_\_\_\_\_ 210-458-UTSA  
 Internet Address \_\_\_\_\_ [goUTSA.com](http://goUTSA.com)

### Coaches

Head Coach \_\_\_\_\_ Brooks Thompson  
 Alma Mater \_\_\_\_\_ Oklahoma State/1994  
 Career Record \_\_\_\_\_ 171-152/11th season  
 School Record \_\_\_\_\_ 116-138/9th season  
 Assoc. Head Coach \_\_\_\_\_ Dan O'Dowd  
 Alma Mater \_\_\_\_\_ Bethany College/1986  
 Assistant Coach \_\_\_\_\_ Robert Guster  
 Alma Mater \_\_\_\_\_ Missouri-Rolla/1999  
 Assistant Coach \_\_\_\_\_ Jeff Renegar  
 Alma Mater \_\_\_\_\_ Adams State/2004  
 Team Operations Coordinator \_\_\_\_\_ Shenton Wai

### Team

2013-14 Record \_\_\_\_\_ 8-22  
 2013-14 C-USA Record \_\_\_\_\_ 4-14/t-14th  
 Starters returning/lost \_\_\_\_\_ 2/3  
 Letterwinners R/L \_\_\_\_\_ 7/7  
 Newcomers \_\_\_\_\_ 8

### Athletics Communications

MBB Contact \_\_\_\_\_ Jordan Korphage  
 Cell Phone \_\_\_\_\_ (210) 501-4006  
 E-mail \_\_\_\_\_ [jordan.korphage@utsa.edu](mailto:jordan.korphage@utsa.edu)  
 Assistant AD/Athletics Communications \_\_\_\_\_ Kyle Stephens  
 Stephens' Office Phone \_\_\_\_\_ (210) 458-4551  
 SID FAX \_\_\_\_\_ (210) 458-4569  
 Address \_\_\_\_\_ UTSA Athletics Department  
 \_\_\_\_\_ One UTSA Circle  
 \_\_\_\_\_ San Antonio, Texas 78249-0691

### Media Policy

All interviews with student-athletes and coaches must be arranged at least 24 hours in advance by contacting the UTSA Athletics Communications Office. Telephone interviews are available on a "call-back" basis only at a time that is convenient for the student-athlete or coach. Telephone numbers will not be given out to members of the media under any conditions. Postgame interviews will be conducted courtside following a 10-minute "cooling off" period. The UTSA locker room is closed to the media. Most practices are open to the media and public. We request media members contact Assistant Athletics Communications Director Jordan Korphage at least 24 hours in advance for practice times/dates and interview requests. In most cases, student-athletes and coaches will be made available after practice.

**Scouting Northern Arizona:** Third-year head coach Jack Murphy returned four starters and eight letterwinners from last year's team that went 15-17 overall and tied for second in the Big Sky Conference with a 12-8 mark. Among the returners is leading scorer Quinton Upshur, who paces the squad at 13.4 ppg. The 6-5 senior guard, who was the league's newcomer of the year and first-team all-conference in 2013-14, is shooting 42.5 percent from the field and 40 percent behind the arc. The only other player averaging in double figures is 6-4 guard Kris Yanku. The Chatsworth, Calif., native has come off the bench in all seven games this season and is averaging 10.6 points while shooting 46.3 percent from the floor. The Lumberjacks will be playing just their second home game when they host UTSA on Wednesday night and it will be their first contest of the season in the Skydome. Northern Arizona, which was picked to finish third in the league, defeated Fresno State in its only other home game before a neutral-court win over Southern last weekend. The squad has suffered defeats at Xavier, Toledo, Ole Miss and Middle Tennessee along with a neutral-court loss to North Carolina Central.

### Statistical Comparison

UTSA		NAU
76.6	Scoring	60.6
73.6	Opponent Scoring	66.3
.430	Field Goal Pct.	.380
.337	3-Pt. Field Goal Pct.	.361
.664	Free Throw Pct.	.690
37.8	Rebounds	33.0
12.2	Assists	11.3
12.4	Turnovers	13.6
7.0	Steals	5.9
2.2	Blocks	3.4

**Series History:** Wednesday's game will mark just the second all-time meeting between UTSA and Northern Arizona. The Lumberjacks took a 74-63 win on Nov. 9, 2013, in San Antonio to open the 2013-14 season. The Roadrunners will be facing their second consecutive Big Sky opponent after dropping a 93-92 heartbreaker to Southern Utah on Sunday. UTSA is 6-5 all-time against current members of the Big Sky.

**Last Meeting:** Hyjii Thomas finished with a then-career-high 17 points, but Northern Arizona put together a 17-2 run in the second half to pull away for a 74-63 victory to open the 2013-14 season on Nov. 9, 2013, at the Convocation Center. Thomas connected on four field goals and was 9-of-11 from the free-throw line to lead the Roadrunners. The senior played 39 minutes and added six rebounds, a pair of assists, two steals and a block to his stat line. Keon Lewis came off the bench to connect on six of his seven attempts from the floor and registered all 15 of his points in the second half. Fellow newcomer Kaj-Björn Sherman added eight points off the bench for UTSA, which shot 60 percent (15-of-25) in the second half and 42.9 percent for the game. Max Jacobsen and Aaseem Dixon scored 17 points apiece to lead the Lumberjacks.

**Last Time Out:** A.J. Hess hit a 35-footer at the buzzer, one of four triples for Southern Utah in the final minute, to push the visiting Thunderbirds to a 93-92 victory at UTSA on Sunday afternoon at the Convocation Center. Ryan Bowie led five Roadrunners in double figures with 29 points on 10-of-18 shooting, including a pair of 3-pointers and seven free throws. Jeromie Hill nearly finished with his third double-double of the season with 17 points and nine rebounds, while Kaj-Björn Sherman tied a career high with 16 points. Keon Lewis added 15 points and Larry Lewis Jr. chipped in 11 and a season-high six assists in the losing effort. UTSA shot 50.9 percent for the game and held a 36-28 edge in the paint, but it shot just 60.9 percent from the free-throw line. UTSA led 87-81 with a minute left, but Southern Utah hit four of its final five shots, all from behind the arc, and the Roadrunners missed three free throws to leave the door open for the Thunderbirds.

**Coming Home:** A total of seven players will get a homecoming of sorts this week as the Roadrunners play at Northern Arizona (Dec. 3) and Washington State (Dec. 6). UTSA has four players that hail from the Grand Canyon State including Larry Lewis Jr. (Scottsdale), Gino Littles (Phoenix), George Matthews (Phoenix) and Lucas O'Brien (Chandler), while Edwin Olympio attended Westwind Prep Academy in Phoenix last season. In addition, Keon Lewis (Seattle) and Kaj-Björn Sherman (Mercer Island) will return to their home state of Washington when the Roadrunners meet the Cougars.

## UTSA Men's Basketball Game Notes

**Scoring More:** Heading into Wednesday's game, UTSA leads C-USA teams and ranks 55th in the nation in scoring by averaging 76.6 ppg. The Roadrunners feature three of the league's top 11 scorers and have five players averaging at least 9.0 ppg. The group is led by senior Jeromie Hill, who ranks sixth in the league at 16.4 ppg and is joined by Ryan Bowie (8th/15.8 ppg) and Keon Lewis (11th/14.8 ppg) among the league's best. In addition, freshmen Larry Lewis Jr. and Christian Wilson average at least 9.0 ppg, as well. Bowie and Lewis have produced two of the highest individual scoring outputs among conference players this season with 29 points in the Roadrunners' loss to Southern Utah (Nov. 30) and 28 points in the win over Huston-Tillotson (Nov. 14), respectively.

**Climbing the Charts:** Senior Jeromie Hill continues to climb up UTSA's career charts. The 6-8 forward ranks third in school history with 97 starts, fifth with 486 field goals, sixth with 639 rebounds, seventh with 1,277 points and tied for eighth with a 6.6 career rebounding average. Hill became just the sixth player in program history to top 1,000 points and 500 rebounds with a 12-point, nine-rebound performance against Utah State (Dec. 29, 2012). The two-time all-conference pick needs just 30 points and 29 rebounds to move into the school's top five for both categories. Additionally, Hill could become just the second Roadrunner (joining Devin Brown, 1,922 points/751 rebounds) to reach both the 1,500-point and 700-rebound plateaus with 223 points and 61 boards the rest of the way. He is the only player in program history and the only current C-USA player to appear in at least 95 games and start all of them.

**Lewis Leading the Way:** Senior Keon Lewis picked his offense up right where he left off last season. After leading the Roadrunners with 12.6 points per game in 2013-14, the Seattle native scored 31 points in UTSA's exhibition win over Southeastern Oklahoma State (Nov. 6) before he dropped 28 points in the season opening victory over Huston-Tillotson (Nov. 14). His 28-point outing was the best individual scoring performance in an opener under Brooks Thompson and was the most points scored by any C-USA player during the season's opening weekend. Through five games, Lewis ranks 11th in the league with 14.8 ppg and he has scored at least 10 points in 25 of his 32 games at UTSA. In addition to his scoring, he is tied for sixth in the circuit with 4.0 assists per outing.

**Seeing Double:** Jeromie Hill produced back-to-back double-doubles (Nov. 17 & 21) for just the second time in his career and the first time since his freshman season. The senior, who now has 12 double-doubles in his career, scored 16 points and added 10 rebounds in UTSA's loss to Texas-Pan American (Nov. 17) before a 16-point, 11-rebound performance in the Roadrunners' win over Texas State (Nov. 22). It's the first time that he's strung together a pair of double-doubles since the first two games of his career when he had 16 points and 10 rebounds in his collegiate debut against Huston-Tillotson (Nov. 12, 2010) and a career-high 27 points and 12 boards at Evansville (Nov. 17, 2010). In addition, Hill has scored in double figures in 13 consecutive games dating back to the 2012-13 season.

**Baba Bowie:** Through five games, junior Ryan Bowie already has proven to be one of the best all-around players in Conference USA. The transfer from Iowa Western ranks among the league's best in six different statistical categories including minutes (t-1st/35.40 mpg), steals (t-4th/1.6 spg), points (8th/15.8 ppg), rebounds (10th/7.0 rpg), 3-point field goals made (t-13th/8) and field goal percentage (15th/.508). A native of Lewisville, Bowie scored a season-high 29 points in Sunday's loss to Southern Utah, which is the most points scored by a UTSA player and the fourth-best individual output among C-USA players this season. He went 10-of-18 from the floor with a pair of 3-pointers and seven free throws in the losing effort. Bowie is just the second player in the league so far this season to connect on at least 10 field goals in a game.

**Rivalry Comeback:** UTSA's 80-67 win over Texas State on Nov. 22 produced the largest comeback win in Brooks Thompson's eight-plus seasons. The Bobcats went on a 16-2 run in the first half to claim a 27-11 lead before the Roadrunners began to chip away and eventually run away with a late 17-3 spurt of their own. Prior to Saturday, the best comeback under Thompson came in a 78-77 win over Oral Roberts on Nov. 15, 2011, in Stillwater, Okla., as part of the NIT Season Tip-Off. The Golden Eagles hit a 3-pointer at the first half buzzer to grab a 46-31 lead only to watch as the Roadrunners completed the comeback on Sei Paye's running, one-handed triple from 25 feet out at the final horn. UTSA's win against Texas State also saw five Roadrunners reach double figures. The Roadrunners had at least five players score in double digits four times last season, including six players doing so in an 89-76 win over Rice (Jan. 30, 2014).

**New to the Scene:** Seven of UTSA's eight newcomers made their regular season debuts for the team in the season-opening win over Huston-Tillotson. The group totaled 41 of the team's 92 points, shot 51.9 percent (14-of-27) from the floor and was led by 11 points apiece from junior college transfer Ryan Bowie, who also tied for the team lead

### Record Breakdown

Overall	2-3
at home	2-3
on the road	0-0
neutral site	0-0
overtime games	0-0
decided by 10 pts. or less	0-0
decided by 5 pts. or less	0-2
following a win	0-2
following a loss	1-1
in November	2-3
in December	0-0
in January	0-0
in February	0-0
in March	0-0
Sunday	0-1
Monday	0-1
Tuesday	0-1
Wednesday	0-0
Thursday	0-0
Friday	1-0
Saturday	1-0
leads at half	1-2
trails at half	1-0
tied at half	0-1
scores less than 60	0-1
scores 60-69	0-1
scores 70-79	0-0
scores 80-89	1-0
scores 90+	1-1
opp. scores less than 60	0-0
opp. scores 60-69	1-1
opp. scores 70-79	1-1
opp. scores 80-89	0-0
opp. scores 90+	0-1
outrebounds opponent	2-2
opponent outrebounds	0-1
rebounds are equal	0-0
shooting 50%+ FG	1-1
shooting less than 50% FG	1-2
opp. shooting 50%+ FG	0-1
opp. shooting less than 50% FG	2-2
shooting 40%+ FG	2-1
shooting less than 40% FG	0-2
opp. shooting 40%+ FG	1-3
opp. shooting less than 40% FG	1-0
more FTA than opponent	1-1
fewer FTA than opponent	0-0
equal FTA	1-2
more TO than opponent	2-1
fewer TO than opponent	0-2
equal TO	0-0

## UTSA Men's Basketball Game Notes

### Career Leaders

#### Points

1. _ Devin Brown (1998-02) _____	1,922
2. _ Derrick Gervin (1982-85) _____	1,691
3. _ Devin Gibson (2007-11) _____	1,681
4. _ Keith Horne (1988-92) _____	1,459
5. _ McEverett Powers (1997-01) _____	1,307
6. _ Ronnie Ellison (1989-92) _____	1,284
7. _ <b>Jeromie Hill (2010-P)</b> _____	<b>1,277</b>

#### Rebounds

1. _ Leon Watson (1996-00) _____	794
2. _ McEverett Powers (1998-02) _____	760
3. _ Devin Brown (1998-02) _____	751
4. _ Derrick Gervin (1982-85) _____	684
5. _ Bruce Wheatley (1987-90) _____	668
6. _ <b>Jeromie Hill (2010-P)</b> _____	<b>639</b>

#### Field Goals

1. _ Derrick Gervin (1982-85) _____	651
2. _ Devin Brown (1998-02) _____	637
3. _ Keith Horne (1988-92) _____	505
4. _ Leon Watson (1996-00) _____	494
5. _ <b>Jeromie Hill (2010-P)</b> _____	<b>486</b>
6. _ Ike Thornton (1981-85) _____	480

#### Games Started

1. _ Devin Gibson (2007-11) _____	111
2. _ Leon Watson (1996-00) _____	100
3. _ <b>Jeromie Hill (2010-P)</b> _____	<b>97</b>
4. _ Kurt Attaway (2003-07) _____	93
5. _ Devin Brown (1998-02) _____	92

#### Rebounding Average

1. _ Derrick Gervin (1982-85) _____	8.5
2. _ Bruce Wheatley (1987-90) _____	8.0
_ Leroy Hurd (2002-04) _____	8.0
4. _ Frank Hampton (1986-88) _____	7.7
5. _ Leon Watson (1996-00) _____	7.4
6. _ Devin Brown (1988-02) _____	7.2
7. _ Rodney Smith (1992-94) _____	7.0
8. _ McEverett Powers (1998-02) _____	6.6
_ <b>Jeromie Hill (2010-P)</b> _____	<b>6.6</b>
10. _ Marlon Anderson (1994-96) _____	6.5
_ Keith Spencer (2006-08) _____	6.5

with seven rebounds, and redshirt freshman Larry Lewis Jr. Bowie helped fuel an early 11-2 run with seven straight points and the Lewisville native hit his first four shots, including the team's first 3-pointer of the campaign, en route to a 5-of-8 shooting performance. Meanwhile, Lewis Jr. scored nine of his 11 points in the second half and totaled three assists and a pair of steals in 25 minutes. Fellow newcomers Austin Karrer (7 points), Gino Littles (2 points), Edwin Olympio (4 points) and James Ringholt (6 points) added to the group's impressive debut. UTSA's final newcomer, Christian Wilson, made his debut with 15 points, including 10 in the second half, against Texas State (Nov. 22).

**The Return:** In the Nov. 14 season opener, senior Jeromie Hill returned to the floor for his first regular-season action since a loss to UT Arlington (March 15, 2013) in the semifinals of the 2013 Western Athletic Conference Tournament. Last season, Hill redshirted with a knee injury and the win over Huston-Tillotson was his first official game in 609 days.

**Milestones In Sight:** Now in its 34th season of play, UTSA has a chance to reach a pair of milestones this season. With 495 wins in program history, the squad needs just five more to reach 500, while six more home triumphs would give the Roadrunners 300 victories in the Convocation Center.

**Rare Air:** UTSA head coach Brooks Thompson is in exclusive company among his coaching counterparts. Thompson is one of just eight Division I head coaches that are former NBA first round draft selections (Johnny Dawkins, Stanford; Bryce Drew, Valparaiso; Bobby Hurley, Buffalo; Dan Marjerle, Grand Canyon; Danny Manning, Wake Forest; Scott Padgett, Samford; Reggie Theus, Cal State Northridge are the others) and one of 23 leading men that have played in the association. Thompson, who is in his ninth season at UTSA, was selected by the Orlando Magic in the first round of the 1994 NBA draft and also played for the Utah Jazz, Denver Nuggets, Phoenix Suns and New York Knicks. Michael Curry (Florida Atlantic) is the only other C-USA head coach that has played in the NBA.

**Conference USA Year Two:** UTSA is entering its second season as a member of Conference USA. This will mark the first time that the Roadrunners have been in the same conference for consecutive seasons since their final two as a member of the Southland Conference (2010-11 & 2011-12). UTSA spent the 2012-13 campaign with in the Western Athletic Conference before its first season in C-USA a year ago. East Carolina, Tulane and Tulsa all left the circuit on July 1, 2014, and were replaced by Western Kentucky to form a 14-team league. While last season's C-USA Tournament took all 16 members, the 2015 field will feature the circuit's top 12 teams.

**Roadrunners Ink Allen, Cockrell to NLIs:** UTSA inked Nick Allen (Surprise, Ariz./Willow Canyon HS) and A.J. Cockrell (Tulsa, Okla./Memorial HS) during the early signing period. Allen, a 6-7 forward, averaged 15 points and 4.3 rebounds as a junior and was ranked as the No. 23 prospect from the class of 2015 in Arizona by *The Arizona Republic*. Meanwhile, A.J. Cockrell is a two-time state champion and is ranked among the top 15 prospects in Oklahoma by *OKhoops.com*. The 6-8 forward averaged 10.9 points and 8.7 rebounds a season ago and was a *Tulsa World* honorable mention all-state and all-metro selection. The pair will join the Roadrunners for the 2015-16 season.

**Thompson's Tenure:** Now in his ninth season at UTSA, head coach Brooks Thompson is the second-longest tenured coach in program history. The former NBA first-round pick has guided the Roadrunners to 116 wins, including just the sixth 20-win season in school annals with a 20-14 mark in 2010-11. That squad won the Southland Conference Tournament by defeating the field's top three seeds in a four-day stretch before besting Alabama State in the first round of the NCAA Tournament, which was the first NCAA Tournament victory for UTSA in any sport.

**International Connection:** During head coach Brooks Thompson's first four seasons at the helm, UTSA had just one international player on campus in the form of Oldendorf, Germany, native Richie Frohlich (2008-10). This season, four foreign players dot the Roadrunners roster. Senior Jeromie Hill was born and raised in Cairns, Australia, while sophomore Phillip Jones (Freeport) hails from the Bahamas. In addition, freshmen Edwin Olympio (Marseille, France) and James Ringholt (Brisbane, Australia) join the squad. All totaled, Thompson has had nine foreign players during his nine years in the Alamo City.

**Up Next:** UTSA will finish its western road swing with a 2 p.m. (CT) contest on Saturday, Dec. 6, at Washington State. The game will be broadcast on the Pac-12 Network with Kevin Calabro (play-by-play) and Dan Dickau (analysis) calling the action.



## UTSA Men's Basketball Game Notes

### 2014-15 UTSA Men's Basketball Roster

No.	Name	Pos.	Ht.	Wt.	Yr.-Exp.	Hometown/Last School
0	James Williams	G	6-4	190	Jr.-1L	Arlington, Texas/Logan [III.] JC
3	Edwin Olympio	G	6-4	180	Fr.-HS	Marseille, France/Westwind Prep Academy
4	Gino Littles	G	6-0	150	Fr.-HS	Phoenix, Ariz./Desert Mountain HS
5	Tyler Flores	G	6-3	225	Fr.-HS	Saginaw, Texas/Saginaw HS
10	Christian Wilson	G	6-2	150	Fr.-HS	Baton Rouge, La./Cathedral City [Calif.] HS
11	Austin Karrer	G	6-3	175	Fr.-HS	New Braunfels, Texas/Canyon HS
12	Jeromie Hill	F	6-8	250	Sr.-3L	Cairns, Australia/Australian Institute of Sport
14	Ryan Bowie	G	6-1	185	Jr.-TR	Lewisville, Texas/Iowa Western CC
15	Lucas O'Brien	C	6-10	230	So.-1L	Chandler, Ariz./Perry HS
22	George Matthews	G	6-6	230	Jr.-1L	Phoenix, Ariz./Utah
24	Phillip Jones	F	6-6	205	So.-1L	Freeport, Bahamas/Piney Woods [Miss.] HS
32	James Ringholt	C	6-10	215	Fr.-HS	Brisbane, Australia/Brisbane Boys' College
34	Larry Lewis Jr.	G	6-2	195	Fr.-RS	Scottsdale, Ariz./Westwind Prep Academy
44	Keon Lewis	G	6-2	220	Sr.-1L	Seattle, Wash./North Idaho JC
45	Kaj-Björn Sherman	C	7-0	270	Sr.-1L	Mercer Island, Wash./North Idaho JC

**Head Coach:** Brooks Thompson (ninth season; Oklahoma State '94)

**Associate Head Coach:** Dan O'Dowd (ninth season; Bethany '86)

**Assistant Coach:** Robert Guster (ninth season; Missouri-Rolla '99)

**Assistant Coach:** Jeff Renegar (seventh season; Adams State '04)

**Team Operations Coordinator:** Shenton Wai (sixth season; Univ. of Victoria [Australia] '99)

#### Pronunciation Guide

Karrer	CAR
Cairns	CANS
Jeromie	Jeremy
Bowie	BOO-ee
Keon	KEY-on
Kaj	KYE (rhymes with bye)
Guster	GUST-er
Renegar	REN-a-ger
Wai	WAY

#### Alphabetical Roster

Name	No.
Ryan Bowie	14
Jeromie Hill	12
Tyler Flores	5
Phillip Jones	24
Austin Karrer	11
Keon Lewis	44
Larry Lewis Jr.	34
Gino Littles	4
George Matthews	22
Lucas O'Brien	15
Edwin Olympio	3
James Ringholt	32
Kaj-Björn Sherman	45
James Williams	0
Christian Wilson	10

### On The Internet

#### *goUTSA.com*

The official website of UTSA Athletics is the home for all the men's basketball information you need. Schedules, results, rosters, bios, stats, releases, game notes and the 2013-14 media guide and supplement can be found here.

#### *ConferenceUSA.com*

The official website of Conference USA contains updated standings, results, schedules, stats, releases, notes and much more.

#### *NAUathletics.com*

The official website of UTSA's opponent.

### On Social Media

#### *UTSA Athletics*

facebook.com/UTSAAthletics

twitter.com/UTSAAthletics

#### *UTSA Men's Basketball*

facebook.com/UTSAMBB

twitter.com/UTSAMBB

#### *Conference USA*

facebook.com/ConferenceUSA

twitter.com/Conference\_USA

twitter.com/CUSAMBB



### Roadrunners Sports Network

All exhibition, regular season and postseason UTSA men's basketball games can be heard live in the San Antonio area on either Ticket 760 AM or K-BUC 92.5 FM. Andy Everett is back for his sixth season as the play-by-play voice of the Roadrunners. Jim Goodman will provide analysis for selected home broadcasts. For those outside the listening area, free live audio streams are available online at *goUTSA.com* and *ticket760.com*. The broadcast also can be heard on your mobile device with the free iHeartRadio app. The pregame show begins 30 minutes prior to tip. For the latest broadcast schedule, please visit *goUTSA.com*.



## UTSA Men's Basketball Game Notes

### 2014-15 UTSA Men's Basketball UTSA Combined Team Statistics (as of Nov 30, 2014) All games

<b>RECORD:</b>	<b>OVERALL</b>	<b>HOME</b>	<b>AWAY</b>	<b>NEUTRAL</b>
ALL GAMES	2-3	2-3	0-0	0-0
CONFERENCE	0-0	0-0	0-0	0-0
NON-CONFERENCE	2-3	2-3	0-0	0-0

#	Player	gp-gs	min	avg	Total		3-Point		F-Throw		Rebounds				pf	dq	a	to	blk	stl	pts	avg
					fg-fga	fg%	3fg-fga	3fg%	ft-fa	ft%	off	def	tot	avg								
12	HILL, Jeromie	5-5	160	32.0	32-63	.508	8-19	.421	10-18	.556	11	30	41	8.2	13	0	3	12	2	5	82	16.4
14	BOWIE, Ryan	5-5	177	35.4	30-59	.508	8-24	.333	11-16	.688	15	20	35	7.0	13	0	6	6	3	8	79	15.8
44	LEWIS, Keon	5-5	164	32.8	16-56	.286	6-18	.333	36-46	.783	1	12	13	2.6	8	0	20	8	0	4	74	14.8
34	LEWIS JR, Larry	5-5	142	28.4	16-40	.400	1-6	.167	14-25	.560	5	7	12	2.4	10	0	18	14	0	6	47	9.4
10	WILSON, Christian	2-0	40	20.0	7-17	.412	0-3	.000	4-9	.444	0	3	3	1.5	5	0	2	3	0	1	18	9.0
45	SHERMAN, Kaj-Bjorn	5-5	140	28.0	14-30	.467	0-0	.000	15-18	.833	12	17	29	5.8	13	0	3	7	1	2	43	8.6
03	OLYMPIO, Edwin	1-0	13	13.0	1-2	.500	0-0	.000	2-4	.500	2	2	4	4.0	2	0	0	2	0	2	4	4.0
32	RINGHOLT, James	5-0	59	11.8	6-11	.545	5-9	.556	1-3	.333	3	14	17	3.4	14	1	2	3	5	1	18	3.6
11	KARRER, Austin	5-0	60	12.0	5-12	.417	1-5	.200	1-3	.333	4	4	8	1.6	9	1	2	2	0	3	12	2.4
15	O'BRIEN, Lucas	5-0	22	4.4	1-5	.200	1-2	.500	1-2	.500	1	6	7	1.4	7	0	1	3	0	1	4	0.8
04	LITTLES, Gino	3-0	12	4.0	0-0	.000	0-0	.000	2-2	1.000	0	0	0	0.0	0	0	4	1	0	1	2	0.7
22	MATTHEWS, George	3-0	9	3.0	0-2	.000	0-2	.000	0-0	.000	2	4	6	2.0	2	0	0	1	0	1	0	0.0
05	FLORES, Tyler	1-0	2	2.0	0-1	.000	0-1	.000	0-0	.000	0	0	0	0.0	0	0	0	0	0	0	0	0.0
Team											7	7	14		1							
Total.....		5	1000		128-298	.430	30-89	.337	97-146	.664	63	126	189	37.8	97	2	61	62	11	35	383	76.6
Opponents.....		5	1000		127-290	.438	42-102	.412	72-102	.706	52	118	170	34.0	121	-	69	73	30	34	368	73.6

<b>TEAM STATISTICS</b>	<b>UTSA</b>	<b>OPP</b>	<b>Date</b>	<b>Opponent</b>	<b>Score</b>	<b>Att.</b>
SCORING	383	368	11/14/14	HUSTON-TILLOTSON	W 92-74	938
Points per game	76.6	73.6	11/17/14	TEXAS-PAN AMERICAN	L 62-63	790
Scoring margin	+3.0	-	11/22/14	TEXAS STATE	W 80-67	1116
FIELD GOALS-ATT	128-298	127-290	11/25/14	LOYOLA-CHICAGO	L 57-71	829
Field goal pct	.430	.438	11/30/14	SOUTHERN UTAH	L 92-93	760
3 POINT FG-ATT	30-89	42-102	* - Conference game			
3-point FG pct	.337	.412				
3-pt FG made per game	6.0	8.4				
FREE THROWS-ATT	97-146	72-102				
Free throw pct	.664	.706				
F-Throws made per game	19.4	14.4				
REBOUNDS	189	170				
Rebounds per game	37.8	34.0				
Rebounding margin	+3.8	-				
ASSISTS	61	69				
Assists per game	12.2	13.8				
TURNOVERS	62	73				
Turnovers per game	12.4	14.6				
Turnover margin	+2.2	-				
Assist/turnover ratio	1.0	0.9				
STEALS	35	34				
Steals per game	7.0	6.8				
BLOCKS	11	30				
Blocks per game	2.2	6.0				
ATTENDANCE	4433	0				
Home games-Avg/Game	5-887	0-0				
Neutral site-Avg/Game	-	0-0				

<b>Score by Periods</b>	<b>1st</b>	<b>2nd</b>	<b>Totals</b>
UTSA	188	195	383
Opponents	158	210	368

## UTSA Men's Basketball Game Notes

### 2014-15 UTSA Men's Basketball UTSA Season Schedule/Results & Leaders (as of Nov 30, 2014) All games

<b>RECORD:</b>	<b>OVERALL</b>	<b>HOME</b>	<b>AWAY</b>	<b>NEUTRAL</b>
ALL GAMES	2-3	2-3	0-0	0-0
CONFERENCE	0-0	0-0	0-0	0-0
NON-CONFERENCE	2-3	2-3	0-0	0-0

<b>Date</b>	<b>Opponent</b>	<b>Score</b>	<b>Att.</b>	<b>High Points</b>	<b>High Rebounds</b>
11/14/14	HUSTON-TILLOTSON	W 92-74	938	(28)LEWIS, Keon	(7)SHERMAN, Kaj-Bjorn
11/17/14	TEXAS-PAN AMERICAN	62-63 L	790	(18)BOWIE, Ryan	(7)BOWIE, Ryan
11/22/14	TEXAS STATE	W 80-67	1116	(16)HILL, Jeromie	(10)HILL, Jeromie
11/25/14	LOYOLA-CHICAGO	57-71 L	829	(19)HILL, Jeromie	(11)HILL, Jeromie
					(6)BOWIE, Ryan
					(6)HILL, Jeromie
					(6)LEWIS JR, Larry
11/30/14	SOUTHERN UTAH	92-93 L	760	(29)BOWIE, Ryan	(9)HILL, Jeromie

\* - Conference game

<b>Attendance Summary</b>	<b>Games</b>	<b>Attend</b>	<b>Avg/Game</b>
Home	5	4433	887
Away	0	0	0
Neutral	0	0	0
Total	5	4433	887

## UTSA Men's Basketball Game Notes

### 2014-15 UTSA Men's Basketball UTSA Team Game-by-Game (as of Nov 30, 2014) All games

#### TEAM STATISTICS

Opponent	Date	Score		Total		3-Pointers		Free throws		Rebounds				pf	a	t/o	blk	stl	pts	avg
				fg-fga	pct	3fg-fga	pct	ft-fa	pct	off	def	tot	avg							
HUSTON-TILLOTSON	11/14/14	92-74	W	32-65	.492	5-15	.333	23-29	.793	16	29	45	45.0	23	16	21	0	10	92	92.0
TEXAS-PAN AMERICAN	11/17/14	62-63	L	23-75	.307	6-23	.261	10-19	.526	16	25	41	43.0	19	9	8	2	9	62	77.0
TEXAS STATE	11/22/14	80-67	W	25-49	.510	4-13	.308	26-34	.765	10	29	39	41.7	18	11	13	4	6	80	78.0
LOYOLA-CHICAGO	11/25/14	57-71	L	20-54	.370	7-20	.350	10-18	.556	12	21	33	39.5	19	10	11	3	5	57	72.8
SOUTHERN UTAH	11/30/14	92-93	L	28-55	.509	8-18	.444	28-46	.609	9	22	31	37.8	18	15	9	2	5	92	76.6
UTSA		383		128-298	.430	30-89	.337	97-146	.664	63	126	189	37.8	97	61	62	11	35	383	76.6
Opponents		368		127-290	.438	42-102	.412	72-102	.706	52	118	170	34.0	121	69	73	30	34	368	73.6

Games played: 5  
Points/game: 76.6  
FG Pct: 43.0  
3FG Pct: 33.7  
FT Pct: 66.4

Rebounds/game: 37.8  
Assists/game: 12.2  
Turnovers/game: 12.4  
Assist/turnover ratio: 1.0  
Steals/game: 7.0  
Blocks/game: 2.2

### 2014-15 UTSA Men's Basketball UTSA Opponent Game-by-Game (as of Nov 30, 2014) All games

#### OPPONENT STATISTICS

Opponent	Date	Score		Total		3-Pointers		Free throws		Rebounds				pf	a	t/o	blk	stl	pts	avg
				fg-fga	pct	3fg-fga	pct	ft-fa	pct	off	def	tot	avg							
HUSTON-TILLOTSON	11/14/14	92-74	W	25-66	.379	4-19	.211	20-29	.690	17	19	36	36.0	26	15	20	5	11	74	74.0
TEXAS-PAN AMERICAN	11/17/14	62-63	L	23-56	.411	5-15	.333	12-19	.632	12	34	46	41.0	20	11	18	12	3	63	68.5
TEXAS STATE	11/22/14	80-67	W	25-61	.410	7-16	.438	10-15	.667	10	18	28	36.7	26	14	10	2	7	67	68.0
LOYOLA-CHICAGO	11/25/14	57-71	L	23-49	.469	11-26	.423	14-18	.778	7	24	31	35.2	17	13	10	5	7	71	68.8
SOUTHERN UTAH	11/30/14	92-93	L	31-58	.534	15-26	.577	16-21	.762	6	23	29	34.0	32	16	15	6	6	93	73.6
Opponents		368		127-290	.438	42-102	.412	72-102	.706	52	118	170	34.0	121	69	73	30	34	368	73.6
UTSA		383		128-298	.430	30-89	.337	97-146	.664	63	126	189	37.8	97	61	62	11	35	383	76.6

Games played: 5  
Points/game: 73.6  
FG Pct: 43.8  
3FG Pct: 41.2  
FT Pct: 70.6

Rebounds/game: 34.0  
Assists/game: 13.8  
Turnovers/game: 14.6  
Assist/turnover ratio: 0.9  
Steals/game: 6.8  
Blocks/game: 6.0



## UTSA Men's Basketball Game Notes



# Brooks Thompson

## Head Coach

## Ninth Season • Oklahoma State '85

### The Thompson File

#### Coaching Experience

Head Coach, UTSA (2006-Present)

Assistant Coach, Arizona State (2004-06)

Head Coach, Yavapai [Ariz.] College (2002-04)

Director of Basketball Operations, Oklahoma State (2001-02)

Assistant Coach, Southeastern Louisiana (2000-01)

Head Coach, Metro Christian Academy [Tulsa, Okla.] (1999-2000)

Undergraduate Assistant Coach, Oklahoma State (1998-99)

#### Year-By-Year Record

Yavapai College (2002-04)

2002-03 \_\_\_\_\_ 28-7

2003-04 \_\_\_\_\_ 27-7

**Record \_\_\_\_\_ 55-14 (.797)**

UTSA (2006-Present)

Year \_\_\_\_\_ Overall \_\_\_\_\_ Conference \_\_\_\_\_

2006-07 \_\_\_\_\_ 7-22 \_\_\_\_\_ 3-13

2007-08 \_\_\_\_\_ 13-17 \_\_\_\_\_ 7-9

2008-09 \_\_\_\_\_ 19-13 \_\_\_\_\_ 8-8

2009-10 \_\_\_\_\_ 19-11 \_\_\_\_\_ 9-7

2010-11 \_\_\_\_\_ 20-14 \_\_\_\_\_ 9-7

2011-12 \_\_\_\_\_ 18-14 \_\_\_\_\_ 10-6

2012-13 \_\_\_\_\_ 10-22 \_\_\_\_\_ 3-14

2013-14 \_\_\_\_\_ 8-22 \_\_\_\_\_ 4-12

2014-15 \_\_\_\_\_ 2-3 \_\_\_\_\_ 0-0

**Record \_\_\_\_\_ 116-138 (.457) \_\_\_\_\_ 53-76 (.411)**

**Career Record \_\_\_\_\_ 171-152 (.529)**

#### Playing Experience

Professional

1998 \_\_\_\_\_ New York Knicks (NBA)

1997-98 \_\_\_\_\_ Phoenix Suns (NBA)

1997 \_\_\_\_\_ Iraklis (Greece)

1996-97 \_\_\_\_\_ Denver Nuggets (NBA)

1996 \_\_\_\_\_ Utah Jazz (NBA)

1994-95 \_\_\_\_\_ Orlando Magic (NBA)

College

1992-94 \_\_\_\_\_ Oklahoma State

1989-91 \_\_\_\_\_ Texas A&M

High School

1985-89 \_\_\_\_\_ Littleton [Colo.] High School

Education

B.S. Political Science, Oklahoma State, 2001



Former NBA First Round draft pick and Oklahoma State star Brooks Thompson is in his ninth season as head coach of the UTSA men's basketball program. Introduced as the Roadrunners' fifth head coach on April 18, 2006, Thompson has assembled a talented and hard-working staff with more than 40 combined years of collegiate coaching experience and the result has been a turnaround both on and off the court.

In his eight years in the Alamo City, UTSA has registered the school's first-ever NCAA postseason victory in any sport, captured one league championship, made two conference tournament title game appearances and recorded the most successful four-year stretch (76 wins) in two decades. More than 20 school records have fallen under his watch, while nine players have earned all-conference honors and three have been tabbed league freshman of the year (Devin Gibson, 2008; Melvin Johnson III, 2010; Jeromie Hill, 2011).

The Roadrunners also have taken care of business in the classroom. UTSA has collected eight league all-academic certificates under Thompson, including Southland Conference Student-Athlete of the Year honorees in Gibson (2010, '11) and Hill (2012). Kurt Attaway garnered Academic All-District accolades in 2007. Additionally, the program's Academic Progress Rate (APR) has improved significantly since Thompson's arrival, jumping from an 818 for the season prior to his arrival to a 949 in the last report. Thompson also has placed a strong emphasis on graduating players, as more than 80 percent of his student-athletes who have exhausted their eligibility at UTSA have earned their undergraduate degree.

Last season, Thompson led the Roadrunners in their first season as a member of Conference USA. Despite losing its top three scorers from the 2012-13 campaign, UTSA averaged nearly five more points per game and opened its inaugural season in C-USA with a pair of home victories.

In 2012-13, UTSA won five of its last eight games for a strong finish in its first and only season in the Western Athletic Conference (WAC). The ninth-seeded Roadrunners ran past No. 8 San Jose State (67-49) in the opening round of the WAC Tournament before pulling off the biggest upset by seed in the tournament history by ousting top-seed and regular season co-champion Louisiana Tech, 73-67, in the quarterfinal round. UTSA made the program's third conference tournament semifinal appearance in the past five seasons, where it fell to UT Arlington. UTSA defeated Holy Cross and Old Dominion on the season-opening weekend en route to capturing the Liberty Tax Classic crown. Michael Hale III earned third-team All-WAC honors and Hill was named to the WAC All-Academic Team.

The 2010-11 campaign arguably was the most successful in 20 years. Thompson guided UTSA to the Southland Tournament Championship for the first time since 2004 and to the program's fourth NCAA Tournament appearance, where it registered the first NCAA postseason victory in any sport in the department's 30-year history with a 70-61 first-round victory over Alabama State during the First Four on March 16 in Dayton, Ohio. That outcome gave UTSA its first 20-win season in 19 years. He led the Roadrunners to their second consecutive 4-1 start — a school record — and their fourth straight 4-0 start at home. UTSA tied for third in the Southland West Division and fifth overall to qualify for its fourth straight Southland Tournament, where it upset the top three seeds en route to the crown. Top-ranked Ohio State ended the Roadrunners' season at 20-14 with a 75-46 setback in the NCAA Second Round in Cleveland.

Six school records were broken in 2010-11, as Gibson has

eclipsed the career assists, steals, free throws, games played and starts standards and the single-season free throws mark. Gibson earned first-team NABC All-District 23 and first-team All-Southland honors and was named Southland Tournament MVP and Southland Student-Athlete of the Year for the second straight season. Hill was tabbed a Mid-Major Freshman All-American by CollegeInsider.com and Southland Freshmen of the Year and he earned honorable mention all-league accolades along with Johnson III and all-tournament honors along with Gibson.

Thompson came to UTSA from Arizona State, where he served as an assistant coach for two seasons. He helped the Sun Devils post eight wins against teams that qualified for the postseason and one of his players — Ike Diogu — was the Pac-10 Player of the Year, a second-team All-American and the ninth overall pick in the 2005 NBA Draft (Golden State Warriors). The Sun Devils qualified for the National Invitational Tournament (NIT) in 2005. Prior to his stint at Arizona State, Thompson was head coach at Yavapai College in Prescott, Ariz., for two seasons (2002-04) where he compiled a 55-14 record and a .797 winning percentage, the highest in school history. He was named NJCAA Region I Coach of the Year both seasons and Arizona Community College Athletic Conference (ACCAC) Coach of the Year in 2002-03. Thompson led the Roughriders to back-to-back ACCAC regular season titles — the first two conference titles in school history — and to two consecutive Region I Tournament Championships.

Thompson guided Yavapai to a 28-7 record in 2002-03, qualifying for the NJCAA Tournament and finishing with a final national ranking of No. 11. In 2003-04, Yavapai was ranked as high as No. 8 and finished the season with a 27-7 mark, a No. 17 ranking and a second straight NJCAA Tournament berth — Yavapai had previously qualified just once in 1980. The Roughriders scored 91.1 points per game (14th in the nation) and ranked 13th in the country in both field goal percentage (55.0) and 3-point field goal percentage (38.0).

He began his coaching career as an undergraduate assistant at Oklahoma State in 1998-99 and served as head coach at Metro Christian Academy in Tulsa, Okla., in 1999-2000. He then was an assistant coach for one season at Southeastern Louisiana in 2000-01.

Thompson returned to his alma mater for one season as director of basketball operations in 2001-02, helping the Cowboys reach the NCAA Tournament.

In all, Thompson has coached 17 players who have gone on to professional careers, including five current or former NBA players. That list includes Diogu, former Oklahoma State stars Maurice Baker, Desmond Mason and Melvin Sanders and former Yavapai standout Larry Owens.

Also a standout player, he was the 1989 Colorado Prep Player of the Year after guiding Littleton High School to a 24-0 record and the Class 4A State Championship.

Thompson played two seasons at Texas A&M in 1989-91 where he earned second-team All-Southwest Conference honors after his sophomore campaign. He then transferred to Oklahoma State where he was a second-team All-Big Eight selection in 1992-93 and a first-team all-conference performer in 1993-94. He led the Cowboys in assists both seasons and averaged 16.9 points per game as a senior. He tallied 1,675 career points during his four collegiate seasons.

The Orlando Magic selected Thompson in the first round of the 1994 NBA Draft. He played in the NBA Finals in 1995 for the Magic and set the franchise record for most points in a quarter (21). He also played for the Utah Jazz in 1996, the Denver Nuggets in 1996-97, the Phoenix Suns in 1997-98 and the New York Knicks in 1998 and spent one year overseas with Iraklis in Greece (1997).

Following his professional playing days, Thompson earned a bachelor's degree in political science from Oklahoma State in 2001. He and his wife, Michelle, have three daughters, Ryan Michelle, Brooke and Addison.

UTSA Men's Basketball Game Notes



Season Highs

- Points
- Field Goals Made
- Field Goals Attempted
- 3-point Field Goals Made
- 3-point Field Goals Attempted
- Free Throws Made
- Free Throws Attempted
- Rebounds
- Assists
- Steals
- Blocks
- Minutes

Career Highs

- Points  
16, vs. Georgia State (12/22/13)
- Field Goals Made  
5, vs. Georgia State (12/22/13)
- Field Goals Attempted  
9, vs. Georgia State (12/22/13)
- 3-point Field Goals Made  
5, vs. Georgia State (12/22/13)
- 3-point Field Goals Attempted  
8 (3x), last at UTEP (01/25/14)
- Free Throws Made  
1 (4x), last vs. FIU (02/13/14)
- Free Throws Attempted  
2 (3x), last vs. Charlotte (01/11/14)
- Rebounds  
4, vs. FIU (02/13/14)
- Assists  
2 (3x), last vs. FIU (02/13/14)
- Steals  
1 (4x), last vs. Charlotte (01/11/14)
- Blocks  
1, vs. Huston-Tillotson (12/04/13)
- Minutes  
25, vs. Charlotte (01/11/14)

0 • James Williams

6-4 • 190 • Jr.-1L • Guard • Arlington, Texas (God's Academy/Logan [III.] College)

Player Notes

Appeared in 26 games with eight starts last season ... averaged 3.3 points, 0.9 rebounds and 0.5 assists per game ... in Conference USA play he registered averages of 4.4 points, 1.0 boards and 0.5 assists ... his 20 3-pointers ranked third on the team ... made his debut with the Roadrunners against Northern Arizona (11/9) and grabbed a pair of rebounds in 10 minutes of action ... scored his first point in a UTSA uniform with a free throw against McMurry (11/18) ... made his first field goal, a 3-pointer, and added a pair of assists, a block and steal against Huston-Tillotson (12/4) ... hit five 3-pointers en route to a season-high 16 points against Georgia State (12/22) ... went 4-of-5 from the floor and hit a trey for nine points to help UTSA open Conference USA play with a win over Marshall (1/9) ... added 11 points in a win over Charlotte (1/11).

Career Stats

Season	gp-gs		Total		3-Point		F-Throws		Rebounds				Scoring					
			fg-fga	pct	fg-fga	pct	ft-fa	pct	off	def	tot	avg	pf	fo	ast	to	blk	stl
2013-14	26-8	308/11.8	31-98	.316	20-77	.260	4-10	.400	3	21	24	0.9	38	0	13	17	1	4
TOTAL	26-8	308/11.8	31-98	.316	20-77	.260	4-10	.400	3	21	24	0.9	38	0	13	17	1	4


Williams' 2013-14 Game-by-Game

				Total		3-Pointers		Free throws		Rebounds											
Opponent	Date	gs	min	fg-fga	pct	3fg-fga	pct	ft-fa	pct	off	def	tot	avg	pf	a	t/o	blk	stl	pts	avg	
NORTHERN ARIZONA	11/09/13		10	0-2	.000	0-1	.000	0-0	.000	0	2	2	2.0	1	0	1	0	0	0	0.0	
at Houston	11/14/13		8	0-2	.000	0-1	.000	0-0	.000	0	2	2	2.0	2	0	1	0	0	0	0.0	
MCMURRY	11/18/13		5	0-1	.000	0-0	.000	1-2	.500	0	0	0	1.3	1	0	0	0	0	1	0.3	
TEXAS-PAN AMERICAN	11/21/13		0	0-0	.000	0-0	.000	0-0	.000	0	0	0	1.0	0	0	0	0	0	0	0.3	
at Texas Tech	11/29/13		11	0-3	.000	0-2	.000	0-0	.000	0	1	1	1.0	1	1	0	0	0	0	0.2	
HUSTON-TILLOTSON	12/04/13		13	1-3	.333	1-3	.333	0-2	.000	0	0	0	0.8	1	2	0	1	1	3	0.7	
at Texas-Pan American	12/07/13		2	0-1	.000	0-1	.000	0-0	.000	0	0	0	0.7	1	0	0	0	0	0	0.6	
BAKERSFIELD	12/18/13		1	0-0	.000	0-0	.000	0-0	.000	0	0	0	0.6	0	0	0	0	0	0	0.5	
GEORGIA STATE	12/22/13		24	5-9	.556	5-8	.625	1-2	.500	1	1	2	0.8	2	0	0	0	1	16	2.2	
CAMERON	12/31/13	*	18	1-4	.250	1-4	.250	0-0	.000	1	1	2	0.9	0	1	1	0	1	3	2.3	
at Arkansas	01/04/14	*	18	1-7	.143	0-4	.000	0-0	.000	0	1	1	0.9	0	2	4	0	0	2	2.3	
MARSHALL	01/09/14	*	14	4-5	.800	1-2	.500	0-0	.000	0	1	1	0.9	1	0	1	0	0	9	2.8	
CHARLOTTE	01/11/14	*	25	4-7	.571	2-5	.400	1-2	.500	0	1	1	0.9	2	1	2	0	1	11	3.5	
at UAB	01/16/14	*	19	2-8	.250	1-6	.167	0-0	.000	0	0	0	0.9	2	0	1	0	0	5	3.6	
at Middle Tennessee	01/18/14	*	20	1-8	.125	1-8	.125	0-0	.000	0	0	0	0.8	3	0	0	0	0	3	3.5	
at UTEP	01/25/14	*	26	3-8	.375	3-8	.375	0-0	.000	0	0	0	0.8	1	1	1	0	0	9	3.9	
RICE	01/30/14	*	16	0-1	.000	0-1	.000	0-0	.000	0	3	3	0.9	2	0	2	0	0	0	3.6	
LOUISIANA TECH	02/01/14		9	2-4	.500	2-3	.667	0-0	.000	0	0	0	0.8	3	0	0	0	0	6	3.8	
at Old Dominion	02/06/14		10	2-6	.333	1-4	.250	0-0	.000	0	0	0	0.8	3	0	0	0	0	5	3.8	
at East Carolina	02/08/14		11	0-3	.000	0-3	.000	0-1	.000	0	2	2	0.9	3	1	0	0	0	0	3.7	
FIU	02/13/14		18	3-7	.429	0-4	.000	1-1	1.000	1	3	4	1.0	0	2	0	0	0	7	3.8	
FLORIDA ATLANTIC	02/15/14		8	1-4	.250	1-4	.250	0-0	.000	0	1	1	1.0	3	0	1	0	0	3	3.8	
at Southern Miss	02/20/14		10	0-3	.000	0-3	.000	0-0	.000	0	1	1	1.0	3	1	2	0	0	0	3.6	
NORTH TEXAS	02/27/14		7	1-2	.500	1-2	.500	0-0	.000	0	1	1	1.0	1	0	0	0	0	3	3.6	
at Tulsa	03/02/14		5	0-0	.000	0-0	.000	0-0	.000	0	0	0	1.0	1	1	0	0	0	0	3.4	
vs ECU	03/11/14		0	0-0	.000	0-0	.000	0-0	.000	0	0	0	0.9	1	0	0	0	0	0	3.3	
Totals		8	308	31-98	.316	20-77	.260	4-10	.400	3	21	24	0.9	38	13	17	1	4	86	3.3	

Games played: 26  
Minutes/game: 11.8  
Points/game: 3.3  
FG Pct: 31.6  
3FG Pct: 26.0

Rebounds/game: 0.9  
Assists/game: 0.5  
Turnovers/game: 0.7  
Assist/turnover ratio: 0.8  
Steals/game: 0.2

## UTSA Men's Basketball Game Notes



### Season Highs

- **Points**  
4, vs. Huston-Tillotson (11/14/14)
- **Field Goals Made**  
1, vs. Huston-Tillotson (11/14/14)
- **Field Goals Attempted**  
2, vs. Huston-Tillotson (11/14/14)
- **3-point Field Goals Made**  
---
- **3-point Field Goals Attempted**  
---
- **Free Throws Made**  
2, vs. Huston-Tillotson (11/14/14)
- **Free Throws Attempted**  
4, vs. Huston-Tillotson (11/14/14)
- **Rebounds**  
4, vs. Huston-Tillotson (11/14/14)
- **Assists**  
---
- **Steals**  
2, vs. Huston-Tillotson (11/14/14)
- **Blocks**  
---
- **Minutes**  
13, vs. Huston-Tillotson (11/14/14)

## 3 • Edwin Olympio

6-4 • 180 • Fr.-HS • Guard • Marseille, France (Folsom [Calif.] HS/Westwind Prep)

### Player Notes

One of seven newcomers and five true freshmen to make their UTSA debut against Huston-Tillotson (11/14) ... scored four points, pulled down four rebounds and collected a pair of steals in 13 minutes ... moved to Folsom, Calif., from Marseille, France, prior to his junior year of high school and spent last season at Westwind Prep Academy.

### Career Stats

Season	gp-gs	min/avg	Total		3-Point		F-Throws		Rebounds				Scoring					
			fg-fga	pct	fg-fga	pct	ft-fa	pct	off	def	tot	avg	pf	fo	ast	to	blk	stl
2014-15	1-0	13/13.0	1-2	.500	0-0	.000	2-4	.500	2	2	4	4.0	2	0	0	2	0	2
TOTAL	1-0	13/13.0	1-2	.500	0-0	.000	2-4	.500	2	2	4	4.0	2	0	0	2	0	2

### Olympio's 2014-15 Game-by-Game

Opponent	Date	gs	min	Total		3-Pointers		Free throws		Rebounds				pf	a	t/o	blk	stl	pts	avg
				fg-fga	pct	3fg-fga	pct	ft-fa	pct	off	def	tot	avg							
HUSTON-TILLOTSON	11/14/14		13	1-2	.500	0-0	.000	2-4	.500	2	2	4	4.0	2	0	2	0	2	4	4.0
TEXAS-PAN AMERICAN	11/17/14		dnp	-	-	-	-	-	-	-	-	-	-	-	-	-	-	-	-	-
TEXAS STATE	11/22/14		dnp	-	-	-	-	-	-	-	-	-	-	-	-	-	-	-	-	-
LOYOLA-CHICAGO	11/25/14		dnp	-	-	-	-	-	-	-	-	-	-	-	-	-	-	-	-	-
SOUTHERN UTAH	11/30/14		dnp	-	-	-	-	-	-	-	-	-	-	-	-	-	-	-	-	-
Totals		0	13	1-2	.500	0-0	.000	2-4	.500	2	2	4	4.0	2	0	2	0	2	4	4.0

Games played: 1  
Minutes/game: 13.0  
Points/game: 4.0  
FG Pct: 50.0  
FT Pct: 50.0

Rebounds/game: 4.0  
Turnovers/game: 2.0  
Steals/game: 2.0

# UTSA Men's Basketball Game Notes



## Season Highs

- Points 2, vs. Huston-Tillotson (11/14/14)
- Field Goals Made ---
- Field Goals Attempted ---
- 3-point Field Goals Made ---
- 3-point Field Goals Attempted ---
- Free Throws Made 2, vs. Huston-Tillotson (11/14/14)
- Free Throws Attempted 2, vs. Huston-Tillotson (11/14/14)
- Rebounds ---
- Assists 4, vs. Huston-Tillotson (11/14/14)
- Steals 1, vs. Southern Utah (11/30/14)
- Blocks ---
- Minutes 7, vs. Huston-Tillotson (11/14/14)

## 4 • Gino Littles

6-0 • 150 • Fr.-HS • Guard • Phoenix, Ariz. (Desert Mountain HS)

### Player Notes

Has appeared in three contests off the bench ... one of seven newcomers and five true freshmen to make their UTSA debut against Huston-Tillotson (11/14) ... the walk-on hit a pair of free throws for his first collegiate points and led the team with four assists in his seven minutes of action.

### Career Stats

			Total		3-Point		F-Throws		Rebounds											Scoring	
Season	gp-gs	min/avg	fg-fga	pct	fg-fga	pct	ft-fa	pct	off	def	tot	avg	pf	fo	ast	to	blk	stl	pts	avg	
2014-15	3-0	12/4.0	0-0	.000	0-0	.000	2-2	1.000	0	0	0	0.0	0	0	4	1	0	1	2	0.7	
TOTAL	3-0	12/4.0	0-0	.000	0-0	.000	2-2	1.000	0	0	0	0.0	0	0	4	1	0	1	2	0.7	


### Littles' 2014-15 Game-by-Game

Opponent	Date	gs	min	Total		3-Pointers		Free throws		Rebounds				pf	a	t/o	blk	stl	pts	avg
				fg-fga	pct	3fg-fga	pct	ft-fa	pct	off	def	tot	avg							
HUSTON-TILLOTSON	11/14/14		7	0-0	.000	0-0	.000	2-2	1.000	0	0	0	0.0	0	4	1	0	0	2	2.0
TEXAS-PAN AMERICAN	11/17/14		dnp	-	-	-	-	-	-	-	-	-	-	-	-	-	-	-	-	-
TEXAS STATE	11/22/14		dnp	-	-	-	-	-	-	-	-	-	-	-	-	-	-	-	-	-
LOYOLA-CHICAGO	11/25/14		0	0-0	.000	0-0	.000	0-0	.000	0	0	0	0.0	0	0	0	0	0	0	1.0
SOUTHERN UTAH	11/30/14		5	0-0	.000	0-0	.000	0-0	.000	0	0	0	0.0	0	0	0	0	1	0	0.7
Totals			0	0-0	.000	0-0	.000	2-2	1.000	0	0	0	0.0	0	4	1	0	1	2	0.7

Games played: 3  
Minutes/game: 4.0  
Points/game: 0.7  
FT Pct: 100.0

Assists/game: 1.3  
Turnovers/game: 0.3  
Assist/turnover ratio: 4.0  
Steals/game: 0.3

UTSA Men's Basketball Game Notes



Season Highs

- Points
- Field Goals Made
- Field Goals Attempted
- 3-point Field Goals Made
- 3-point Field Goals Attempted
- Free Throws Made
- Free Throws Attempted
- Rebounds
- Assists
- Steals
- Blocks
- Minutes

5 • Tyler Flores

6-3 • 225 • Fr.-HS • Guard • Saginaw, Texas (Saginaw HS)

Player Notes

One of seven newcomers and five true freshmen to make their UTSA debut against Huston-Tillotson (11/14) ... the walk-on saw two minutes of action against the Rams.

Career Stats

Season			Total		3-Point		F-Throws		Rebounds											Scoring	
	gp-gs	min/avg	fg-fga	pct	fg-fga	pct	ft-fa	pct	off	def	tot	avg	pf	fo	ast	to	blk	stl	pts	avg	
2014-15	1-0	2/2.0	0-1	.000	0-1	.000	0-0	.000	0	0	0	0.0	0	0	0	0	0	0	0	0.0	
TOTAL	1-0	2/2.0	0-1	.000	0-1	.000	0-0	.000	0	0	0	0.0	0	0	0	0	0	0	0	0.0	

Flores' 2014-15 Game-by-Game

Opponent	Date	gs	min	Total		3-Pointers		Free throws		Rebounds				pf	a	t/o	blk	stl	pts	avg
				fg-fga	pct	3fg-fga	pct	ft-fa	pct	off	def	tot	avg							
HUSTON-TILLOTSON	11/14/14		2	0-1	.000	0-1	.000	0-0	.000	0	0	0	0.0	0	0	0	0	0	0	0.0
TEXAS-PAN AMERICAN	11/17/14		dnp	-	-	-	-	-	-	-	-	-	-	-	-	-	-	-	-	-
TEXAS STATE	11/22/14		dnp	-	-	-	-	-	-	-	-	-	-	-	-	-	-	-	-	-
LOYOLA-CHICAGO	11/25/14		dnp	-	-	-	-	-	-	-	-	-	-	-	-	-	-	-	-	-
SOUTHERN UTAH	11/30/14		dnp	-	-	-	-	-	-	-	-	-	-	-	-	-	-	-	-	-
Totals		0	2	0-1	.000	0-1	.000	0-0	.000	0	0	0	0.0	0	0	0	0	0	0	0.0

Games played: 1  
Minutes/game: 2.0  
FG Pct: 0.0  
3FG Pct: 0.0



# UTSA Men's Basketball Game Notes



## Season Highs

- **Points**  
15, vs. Texas State (11/22/14)
- **Field Goals Made**  
6, vs. Texas State (11/22/14)
- **Field Goals Attempted**  
11, vs. Texas State (11/22/14)
- **3-point Field Goals Made**  
---
- **3-point Field Goals Attempted**  
3, vs. Texas State (11/22/14)
- **Free Throws Made**  
3, vs. Texas State (11/22/14)
- **Free Throws Attempted**  
5, vs. Texas State (11/22/14)
- **Rebounds**  
2, vs. Texas State (11/22/14)
- **Assists**  
2, vs. Texas State (11/22/14)
- **Steals**  
1, vs. Texas State (11/22/14)
- **Blocks**  
---
- **Minutes**  
24, vs. Texas State (11/22/14)

## 10 • Christian Wilson

6-2 • 150 • Fr.-HS • Guard • Baton Rouge, La. (Cathedral City [Calif.] HS)

### Player Notes

Has appeared in two contests off the bench ... made his collegiate debut with 15 points, including 10 in the second half, to help lead UTSA past I-35 rival Texas State (11/22) ... he shot 6-of-11 from the floor and registered two rebounds, two assists and a steal in 24 minutes.

### Career Stats

Season			Total		3-Point		F-Throws		Rebounds											Scoring	
	gp-gs	min/avg	fg-fga	pct	fg-fga	pct	ft-fa	pct	off	def	tot	avg	pf	fo	ast	to	blk	stl	pts	avg	
2014-15	2-0	40/20.0	7-17	.412	0-3	.000	4-9	.444	0	3	3	1.5	5	0	2	3	0	1	18	9.0	
TOTAL	2-0	40/20.0	7-17	.412	0-3	.000	4-9	.444	0	3	3	1.5	5	0	2	3	0	1	18	9.0	

### Wilson's 2014-15 Game-by-Game

Opponent	Date	gs	min	Total		3-Pointers		Free throws		Rebounds				pf	a	t/o	blk	stl	pts	avg
				fg-fga	pct	3fg-fga	pct	ft-fa	pct	off	def	tot	avg							
HUSTON-TILLOTSON	11/14/14		dnp	-	-	-	-	-	-	-	-	-	-	-	-	-	-	-	-	-
TEXAS STATE	11/22/14	24		6-11	.545	0-3	.000	3-5	.600	0	2	2	2.0	3	2	2	0	1	15	15.0
LOYOLA-CHICAGO	11/25/14	16		1-6	.167	0-0	.000	1-4	.250	0	1	1	1.5	2	0	1	0	0	3	9.0
SOUTHERN UTAH	11/30/14		dnp	-	-	-	-	-	-	-	-	-	-	-	-	-	-	-	-	-
Totals		0	40	7-17	.412	0-3	.000	4-9	.444	0	3	3	1.5	5	2	3	0	1	18	9.0

Games played: 2  
Minutes/game: 20.0  
Points/game: 9.0  
FG Pct: 41.2  
3FG Pct: 0.0  
FT Pct: 44.4

Rebounds/game: 1.5  
Assists/game: 1.0  
Turnovers/game: 1.5  
Assist/turnover ratio: 0.7  
Steals/game: 0.5

UTSA Men's Basketball Game Notes



Season Highs

- **Points**  
7, vs. Huston-Tillotson (11/14/14)
- **Field Goals Made**  
3, vs. Huston-Tillotson (11/14/14)
- **Field Goals Attempted**  
7, vs. Texas-Pan American (11/17/14)
- **3-point Field Goals Made**  
1, vs. Texas-Pan American (11/17/14)
- **3-point Field Goals Attempted**  
3, vs. Texas-Pan American (11/17/14)
- **Free Throws Made**  
1, vs. Huston-Tillotson (11/14/14)
- **Free Throws Attempted**  
2, vs. Texas-Pan American (11/17/14)
- **Rebounds**  
3, vs. Texas-Pan American (11/17/14)
- **Assists**  
1 (2x), last vs. Southern Utah (11/30/14)
- **Steals**  
2, vs. Texas-Pan American (11/17/14)
- **Blocks**  
---
- **Minutes**  
20, vs. Texas-Pan American (11/17/14)

11 • Austin Karrer

6-3 • 175 • Fr.-HS • Guard • New Braunfels, Texas (Canyon HS)

Player Notes

Has appeared in all five games off the bench ... one of seven newcomers and five true freshmen to make their UTSA debut against Huston-Tillotson (11/14) ... led the group of true freshmen in that contest with seven points and 18 minutes played against the Rams ... hit three of his four shots and finished with a rebound, assist and steal in the victory ... hit his first 3-pointer against Texas-Pan American (11/17).

Career Stats

Season	gp-gs		min/avg		Total		3-Point		F-Throws		Rebounds											Scoring	
					fg-fga	pct	fg-fga	pct	ft-fa	pct	off	def	tot	avg	pf	fo	ast	to	blk	stl	pts	avg	
2014-15	5-0		60/12.0		5-12	.417	1-5	.200	1-3	.333	4	4	8	1.6	9	1	2	2	0	3	12	2.4	
TOTAL	5-0		60/12.0		5-12	.417	1-5	.200	1-3	.333	4	4	8	1.6	9	1	2	2	0	3	12	2.4	

Karrer's 2014-15 Game-by-Game

Opponent	Date	gs min		Total		3-Pointers		Free throws		Rebounds				pf	a	t/o	blk	stl	pts	avg
				fg-fga	pct	3fg-fga	pct	ft-fa	pct	off	def	tot	avg							
HUSTON-TILLOTSON	11/14/14	18		3-4	.750	0-1	.000	1-1	1.000	0	1	1	1.0	5	1	1	0	1	7	7.0
TEXAS-PAN AMERICAN	11/17/14	20		2-7	.286	1-3	.333	0-2	.000	3	0	3	2.0	0	0	1	0	2	5	6.0
TEXAS STATE	11/22/14	5		0-0	.000	0-0	.000	0-0	.000	0	1	1	1.7	1	0	0	0	0	0	4.0
LOYOLA-CHICAGO	11/25/14	4		0-1	.000	0-1	.000	0-0	.000	1	0	1	1.5	0	0	0	0	0	0	3.0
SOUTHERN UTAH	11/30/14	13		0-0	.000	0-0	.000	0-0	.000	0	2	2	1.6	3	1	0	0	0	0	2.4
Totals		0	60	5-12	.417	1-5	.200	1-3	.333	4	4	8	1.6	9	2	2	0	3	12	2.4

Games played: 5  
Minutes/game: 12.0  
Points/game: 2.4  
FG Pct: 41.7  
3FG Pct: 20.0  
FT Pct: 33.3

Rebounds/game: 1.6  
Assists/game: 0.4  
Turnovers/game: 0.4  
Assist/turnover ratio: 1.0  
Steals/game: 0.6

## UTSA Men's Basketball Game Notes



### Season Highs

- **Points**  
19, vs. Loyola-Chicago (11/25/14)
- **Field Goals Made**  
7 (2x), last vs. Loyola-Chicago (11/25/14)
- **Field Goals Attempted**  
16, vs. Texas-Pan American (11/17/14)
- **3-point Field Goals Made**  
3 (2x), last vs. Southern Utah (11/30/14)
- **3-point Field Goals Attempted**  
5 (2x), last vs. Southern Utah (11/30/14)
- **Free Throws Made**  
3 (2x), last vs. Texas State (11/22/14)
- **Free Throws Attempted**  
5, vs. Texas-Pan American (11/17/14)
- **Rebounds**  
11, vs. Texas State (11/22/14)
- **Assists**  
1 (3x), last vs. Texas State (11/22/14)
- **Steals**  
1 (5x), last vs. Southern Utah (11/30/14)
- **Blocks**  
1 (2x), last vs. Loyola-Chicago (11/25/14)
- **Minutes**  
37, vs. Texas-Pan American (11/17/14)

### Career Highs

- **Points**  
27, at Evansville (11/17/10)
- **Field Goals Made**  
10 (3x), last at Texas State (01/21/12)
- **Field Goals Attempted**  
20, vs. Holy Cross (11/10/12)
- **3-point Field Goals Made**  
4 (4x), last vs. UC Riverside (12/28/11)
- **3-point Field Goals Attempted**  
8 (2x), last vs. Utah State (12/29/12)
- **Free Throws Made**  
7, at USC Upstate (12/08/12)
- **Free Throws Attempted**  
10 (3x), last vs. San Jose State (12/31/12)
- **Rebounds**  
13 (2x), last at Troy (12/22/11)
- **Assists**  
4 (2x), last at UT Arlington (02/09/13)
- **Steals**  
6, at Samford (12/05/11)
- **Blocks**  
2 (10x), last vs. CSU Bakersfield (02/12/13)
- **Minutes**  
42, at Oklahoma State (11/16/11)

## 12 • Jeromie Hill

6-8 • 250 • Sr.-3L • Forward • Cairns, Australia (Australian Institute of Sport)

### Player Notes

Already graduated with a degree in marketing and is currently working toward his MBA ... has started all five games ... ranks sixth in Conference USA with 16.4 ppg and fourth among league players with 8.2 rebounds per outing ... also ranks fourth in C-USA with 6.0 defensive boards per game and tied for 15th with eight 3-pointers made ... has recorded a pair of double-doubles this season ... is the only player in program history and the only current C-USA player to appear in at least 95 games and start each of them ... scored a season-high 19 points against Loyola-Chicago (11/25) ... scored 14 points, all in the second half, in the season-opening win over Huston-Tillotson (11/14), which was his first official game in 609 days ... followed that with double-doubles against Texas-Pan American (11/17) and Texas State (11/22) ... ranks third in school history with 97 starts, fifth with 486 field goals, sixth with 639 rebounds, seventh with 1,277 points and tied for eighth with a 6.6 career rebounding average ... could become just the second Roadrunner (joining Devin Brown, 1,922 points/751 rebounds) to reach both the 1,500-point and 700-rebound plateaus with 223 points and 61 boards the rest of the way.

### Career Stats

			Total		3-Point		F-Throws		Rebounds											Scoring	
Season	gp-gs	min/avg	fg-fga	pct	fg-fga	pct	ft-fa	pct	off	def	tot	avg	pf	fo	ast	to	blk	stl	pts	avg	
2010-11	34-34	1037/30.5	177-373	.475	42-105	.400	59-93	.634	69	156	225	6.6	82	2	35	87	17	26	455	13.4	
2011-12	32-32	975/30.5	156-321	.486	35-86	.407	53-89	.596	59	145	204	6.4	69	2	48	80	22	30	400	12.5	
2012-13	26-26	805/31.0	121-293	.413	32-100	.320	66-104	.635	51	118	169	6.5	54	0	37	66	10	29	340	13.1	
2014-15	5-5	160/32.0	32-63	.508	8-19	.421	10-18	.556	11	30	41	8.2	13	0	3	12	2	5	82	16.4	
TOTAL	97-97	2977/30.7	486-1050	.463	117-310	.377	188-304	.618	190	449	639	6.6	218	4	123	245	51	90	1277	13.2	

### Hill's 2014-15 Game-by-Game

				Total		3-Pointers		Free throws		Rebounds											
Opponent	Date	gs	min	fg-fga	pct	3fg-fga	pct	ft-fa	pct	off	def	tot	avg	pf	a	t/o	blk	stl	pts	avg	
HUSTON-TILLOTSON	11/14/14	*	21	7-13	.538	0-2	.000	0-1	.000	1	4	5	5.0	2	1	5	0	1	14	14.0	
TEXAS-PAN AMERICAN	11/17/14	*	37	6-16	.375	1-3	.333	3-5	.600	3	7	10	7.5	4	1	1	1	1	16	15.0	
TEXAS STATE	11/22/14	*	35	6-11	.545	1-4	.250	3-4	.750	3	8	11	8.7	2	1	3	0	1	16	15.3	
LOYOLA-CHICAGO	11/25/14	*	31	7-9	.778	3-5	.600	2-2	1.000	2	4	6	8.0	3	0	2	1	1	19	16.3	
SOUTHERN UTAH	11/30/14	*	36	6-14	.429	3-5	.600	2-6	.333	2	7	9	8.2	2	0	1	0	1	17	16.4	
Totals			5	160	32-63	.508	8-19	.421	10-18	.556	11	30	41	8.2	13	3	12	2	5	82	16.4

Games played: 5  
Minutes/game: 32.0  
Points/game: 16.4  
FG Pct: 50.8  
3FG Pct: 42.1  
FT Pct: 55.6

Rebounds/game: 8.2  
Assists/game: 0.6  
Turnovers/game: 2.4  
Assist/turnover ratio: 0.3  
Steals/game: 1.0  
Blocks/game: 0.4

# UTSA Men's Basketball Game Notes



## Season Highs

- **Points**  
29, vs. Southern Utah (11/30/14)
- **Field Goals Made**  
10, vs. Southern Utah (11/30/14)
- **Field Goals Attempted**  
19, vs. Texas-Pan American (11/17/14)
- **3-point Field Goals Made**  
3, vs. Texas-Pan American (11/17/14)
- **3-point Field Goals Attempted**  
10, vs. Texas-Pan American (11/17/14)
- **Free Throws Made**  
7, vs. Southern Utah (11/30/14)
- **Free Throws Attempted**  
12, vs. Southern Utah (11/30/14)
- **Rebounds**  
9, vs. Texas State (11/22/14)
- **Assists**  
2 (2x), last vs. Texas State (11/22/14)
- **Steals**  
3 (2x), last vs. Southern Utah (11/30/14)
- **Blocks**  
2, vs. Texas State (11/22/14)
- **Minutes**  
39, vs. Texas-Pan American (11/17/14)

## 14 • Ryan Bowie

6-1 • 185 • Jr.-TR • Guard • Lewisville, Texas (Lewisville HS/Iowa Western CC)

### Player Notes

Has started all five games ... ranks among Conference USA's best in six different statistical categories including minutes (t-1st/35.4 mpg), steals (t-4th/1.6 spg), points (8th/15.8 ppg), rebounds (10th/7.0 rpg), 3-point field goals made (t-13th/8) and field goal percentage (15th/.508) ... scored a season-high 29 points against Southern Utah (11/30), which was the fourth-highest total among C-USA players this season ... one of seven newcomers to make their UTSA debut against Huston-Tillotson (11/14) ... went 5-of-8 from the floor and hit the team's first 3-pointer of the season en route to 11 points, a team-high seven rebounds and two assists in 33 minutes ... hit his first four shots of the season and keyed an early 11-2 run against the Rams ... led UTSA with 18 points against Texas-Pan American (11/17) and added 14 in the win over Texas State (11/22).

### Career Stats

Season	gp-gs	min/avg	Total		3-Point		F-Throws		Rebounds				Scoring					
			fg-fga	pct	fg-fga	pct	ft-fa	pct	off	def	tot	avg	pts	fg	ast	to	blk	stl
2014-15	5-5	177/35.4	30-59	.508	8-24	.333	11-16	.688	15	20	35	7.0	79	13	6	6	3	8
TOTAL	5-5	177/35.4	30-59	.508	8-24	.333	11-16	.688	15	20	35	7.0	79	13	6	6	3	8

### Bowie's 2014-15 Game-by-Game

Opponent	Date	gs	min	Total		3-Pointers		Free throws		Rebounds				pf	a	t/o	blk	stl	pts	avg	
				fg	pct	3fg	pct	ft	pct	off	def	tot	avg								
HUSTON-TILLOTSON	11/14/14	*	33	5-8	.625	1-3	.333	0-0	.000	3	4	7	7.0	3	2	1	0	0	11	11.0	
TEXAS-PAN AMERICAN	11/17/14	*	39	7-19	.368	3-10	.300	1-1	1.000	4	2	6	6.5	1	1	1	0	3	18	14.5	
TEXAS STATE	11/22/14	*	32	5-6	.833	1-1	1.000	3-3	1.000	2	7	9	7.3	2	2	2	2	1	14	14.3	
LOYOLA-CHICAGO	11/25/14	*	35	3-8	.375	1-4	.250	0-0	.000	3	3	6	7.0	4	0	0	1	1	7	12.5	
SOUTHERN UTAH	11/30/14	*	38	10-18	.556	2-6	.333	7-12	.583	3	4	7	7.0	3	1	2	0	3	29	15.8	
Totals			5	177	30-59	.508	8-24	.333	11-16	.688	15	20	35	7.0	13	6	6	3	8	79	15.8

Games played: 5  
Minutes/game: 35.4  
Points/game: 15.8  
FG Pct: 50.8  
3FG Pct: 33.3  
FT Pct: 68.8

Rebounds/game: 7.0  
Assists/game: 1.2  
Turnovers/game: 1.2  
Assist/turnover ratio: 1.0  
Steals/game: 1.6  
Blocks/game: 0.6

# UTSA Men's Basketball Game Notes



## 15 • Lucas O'Brien

6-10 • 220 • So.-1L • Center • Chandler, Ariz. (Perry HS)

### Player Notes

Has come off the bench in all five games this season ... registered three points, three rebounds, an assist and steal in eight minutes against Huston-Tillotson (11/14) ... his points came on a trey, which was the third of his career, in the first half ... redshirted the 2012-13 season.

### Season Highs

- **Points**  
3, vs. Huston-Tillotson (11/14/14)
- **Field Goals Made**  
1, vs. Huston-Tillotson (11/14/14)
- **Field Goals Attempted**  
2, vs. Huston-Tillotson (11/14/14)
- **3-point Field Goals Made**  
1, vs. Huston-Tillotson (11/14/14)
- **3-point Field Goals Attempted**  
1 (2x), last vs. Texas-Pan American (11/17/14)
- **Free Throws Made**  
1, vs. Southern Utah (11/30/14)
- **Free Throws Attempted**  
2, vs. Southern Utah (11/30/14)
- **Rebounds**  
3, vs. Huston-Tillotson (11/14/14)
- **Assists**  
1, vs. Huston-Tillotson (11/14/14)
- **Steals**  
1, vs. Huston-Tillotson (11/14/14)
- **Blocks**  
---
- **Minutes**  
8, vs. Huston-Tillotson (11/14/14)

### Career Highs

- **Points**  
6, vs. Rice (01/30/14)
- **Field Goals Made**  
2 (2x), last vs. Rice (01/30/14)
- **Field Goals Attempted**  
5, vs. Huston-Tillotson (12/04/13)
- **3-point Field Goals Made**  
2, vs. Rice (01/30/14)
- **3-point Field Goals Attempted**  
2, vs. Rice (01/30/14)
- **Free Throws Made**  
2, vs. Louisiana Tech (02/01/14)
- **Free Throws Attempted**  
2 (4x), last vs. Southern Utah (11/30/14)
- **Rebounds**  
10, vs. Huston-Tillotson (12/04/13)
- **Assists**  
1 (2x), last vs. Huston-Tillotson (11/14/14)
- **Steals**  
1 (2x), vs. Huston-Tillotson (11/14/14)
- **Blocks**  
---
- **Minutes**  
16, vs. Huston-Tillotson (12/04/13)

### Career Stats

Season	gp-gs	min/avg	Total		3-Point		F-Throws		Rebounds				Scoring							
			fg-fga	pct	fg-fga	pct	ft-fga	pct	off	def	tot	avg	pf	fo	ast	to	blk	stl	pts	avg
2013-14	15-0	93/6.2	5-14	.357	2-2	1.000	3-7	.429	8	11	19	1.3	16	1	1	2	0	1	15	1.0
2014-15	5-0	22/4.4	1-5	.200	1-2	.500	1-2	.500	1	6	7	1.4	7	0	1	3	0	1	4	0.8
TOTAL	20-0	115/5.8	6-19	.316	3-4	.750	4-9	.444	9	17	26	1.3	23	1	2	5	0	2	19	1.0

### O'Brien's 2014-15 Game-by-Game


Opponent	Date	gs	min	Total		3-Pointers		Free throws		Rebounds				pf	a	t/o	blk	stl	pts	avg
				fg-fg	pct	3fg-fg	pct	ft-ft	pct	off	def	tot	avg							
HUSTON-TILLOTSON	11/14/14		8	1-2	.500	1-1	1.000	0-0	.000	1	2	3	3.0	3	1	2	0	1	3	3.0
TEXAS-PAN AMERICAN	11/17/14		6	0-1	.000	0-1	.000	0-0	.000	0	1	1	2.0	3	0	0	0	0	0	1.5
TEXAS STATE	11/22/14		2	0-2	.000	0-0	.000	0-0	.000	0	1	1	1.7	0	0	0	0	0	0	1.0
LOYOLA-CHICAGO	11/25/14		4	0-0	.000	0-0	.000	0-0	.000	0	1	1	1.5	1	0	0	0	0	0	0.8
SOUTHERN UTAH	11/30/14		2	0-0	.000	0-0	.000	1-2	.500	0	1	1	1.4	0	0	1	0	0	1	0.8
Totals		0	22	1-5	.200	1-2	.500	1-2	.500	1	6	7	1.4	7	1	3	0	1	4	0.8

Games played: 5  
Minutes/game: 4.4  
Points/game: 0.8  
FG Pct: 20.0  
3FG Pct: 50.0  
FT Pct: 50.0

Rebounds/game: 1.4  
Assists/game: 0.2  
Turnovers/game: 0.6  
Assist/turnover ratio: 0.3  
Steals/game: 0.2



# UTSA Men's Basketball Game Notes



## Season Highs

- **Points** -----
- **Field Goals Made** -----
- **Field Goals Attempted**  
1 (2x), last vs. Texas State (11/22/14)
- **3-point Field Goals Made** -----
- **3-point Field Goals Attempted**  
1 (2x), last vs. Texas State (11/22/14)
- **Free Throws Made** -----
- **Free Throws Attempted** -----
- **Rebounds**  
3, vs. Texas State (11/22/14)
- **Assists** -----
- **Steals**  
1, vs. Huston-Tillotson (11/14/14)
- **Blocks** -----
- **Minutes**  
4 (2x), last vs. Texas State (11/22/14)

## Career Highs

- **Points**  
9, at Texas Tech (11/29/13)
- **Field Goals Made**  
4, at Texas Tech (11/29/13)
- **Field Goals Attempted**  
8, vs. UTEP (03/06/14)
- **3-point Field Goals Made**  
2, vs. UTEP (03/06/14)
- **3-point Field Goals Attempted**  
6, vs. UTEP (03/06/14)
- **Free Throws Made**  
3 (2x), last at Southern Miss (02/20/14)
- **Free Throws Attempted**  
3 (2x), last vs. Cameron (12/31/13)
- **Rebounds**  
10, vs. UTEP (03/06/14)
- **Assists**  
2 (2x), last vs. UTEP (03/06/14)
- **Steals**  
2, vs. Cameron (12/31/13)
- **Blocks**  
1 (4x), last vs. UTEP (03/06/14)
- **Minutes**  
30, vs. Florida Atlantic (02/15/14)

## 22 • George Matthews

6-5 • 220 • Jr.-1L • Guard • Phoenix, Ariz. (Westwind Prep/Utah)

### Player Notes

Has come off the bench in three games this season ... collected a pair of rebounds and a steal in four minutes in the season-opening win against Huston-Tillotson (11/14) last Friday ... sat out the 2012-13 season after transferring from Utah.

### Career Stats

			Total		3-Point		F-Throws		Rebounds											Scoring	
Season	gp-gs	min/avg	fg-fga	pct	fg-fga	pct	ft-fga	pct	off	def	tot	avg	pf	fo	ast	to	blk	stl	pts	avg	
2013-14	20-0	237/11.9	28-67	.418	8-33	.242	10-17	.588	18	32	50	2.5	26	0	8	18	4	7	74	3.7	
2014-15	3-0	9/3.0	0-2	.000	0-2	.000	0-0	.000	2	4	6	2.0	2	0	0	1	0	1	0	0.0	
TOTAL	23-0	246/10.7	28-69	.406	8-35	.229	10-17	.588	20	36	56	2.4	28	0	8	19	4	8	74	3.2	


### Matthews' 2014-15 Game-by-Game

Opponent	Date	gs	min	Total		3-Pointers		Free throws		Rebounds				pf	a	t/o	blk	stl	pts	avg
				fg-fga	pct	3fg-fga	pct	ft-fga	pct	off	def	tot	avg							
HUSTON-TILLOTSON	11/14/14	4	0-1	.000	0-1	.000	0-0	.000	0	2	2	2.0	0	0	1	0	1	0	0	0.0
TEXAS-PAN AMERICAN	11/17/14	1	0-0	.000	0-0	.000	0-0	.000	0	1	1	1.5	0	0	0	0	0	0	0	0.0
TEXAS STATE	11/22/14	4	0-1	.000	0-1	.000	0-0	.000	2	1	3	2.0	2	0	0	0	0	0	0	0.0
LOYOLA-CHICAGO	11/25/14	dnp	-	-	-	-	-	-	-	-	-	-	-	-	-	-	-	-	-	-
SOUTHERN UTAH	11/30/14	dnp	-	-	-	-	-	-	-	-	-	-	-	-	-	-	-	-	-	-
Totals		0	9	0-2	.000	0-2	.000	0-0	.000	2	4	6	2.0	2	0	1	0	1	0	0.0

Games played: 3  
Minutes/game: 3.0  
FG Pct: 0.0  
3FG Pct: 0.0

Rebounds/game: 2.0  
Turnovers/game: 0.3  
Steals/game: 0.3

## UTSA Men's Basketball Game Notes



### Season Highs

- Points -----
- Field Goals Made -----
- Field Goals Attempted -----
- 3-point Field Goals Made -----
- 3-point Field Goals Attempted -----
- Free Throws Made -----
- Free Throws Attempted -----
- Rebounds -----
- Assists -----
- Steals -----
- Blocks -----
- Minutes -----

### Career Highs

- Points 16, vs. Rice (01/30/14)
- Field Goals Made 6, vs. Rice (01/30/14)
- Field Goals Attempted 10, at UAB (01/16/14)
- 3-point Field Goals Made 1 (3x), last vs. East Carolina (03/11/14)
- 3-point Field Goals Attempted 1 (5x), last vs. East Carolina (03/11/14)
- Free Throws Made 7, at Nicholls (11/26/13)
- Free Throws Attempted 10, vs. Cameron (12/31/13)
- Rebounds 11 (2x), last at Tulsa (03/02/14)
- Assists 5, vs. East Carolina (03/11/14)
- Steals 5, at Old Dominion (02/06/14)
- Blocks 4, vs. FIU (02/13/14)
- Minutes 36, vs. East Carolina (03/11/14)

## 24 • Phillip Jones

6-6 • 205 • So.-1L • Forward • Freeport, Bahamas (Piney Woods [Miss.] HS)

### Player Notes

Redshirted the 2012-13 season ... in 2013-14 he appeared in 27 games with 23 starts and averaged 7.2 points to go along with a team-high 6.2 rebounds per contest ... also led the team with 20 blocks, while he collected 29 steals ... came off the bench and logged three minutes against Northern Arizona (11/9) for his first regular season action at UTSA ... scored in double figures eight times and had at least 10 rebounds on three occasions ... registered 11 points and five rebounds in 22 minutes at Nicholls (11/26) in his first extended action... neared a double-double at Texas Tech (11/29) three nights later with 12 points and nine rebounds ... again neared double-doubles with nine points and eight rebounds against Huston-Tillotson (12/4) and nine points and nine boards at Texas-Pan American (12/7) ... scored 11 points and totaled seven rebounds to help UTSA open Conference USA action with a win over Marshall (1/9) ... recorded his first double-double and registered season highs with 16 points and 11 rebounds against Rice (1/30) ... scored at least 10 points in back-to-back games at Old Dominion (2/6) and East Carolina (2/8) ... also hit the first 3-pointers of his career in those games ... tallied a season-high four blocks against FIU (2/13) ... tied a season high with 11 rebounds in just 19 minutes at Tulsa (3/2).

### Career Stats

Season	gp-gs	min/avg	Total fg-fga	pct	3-Point fg-fga	pct	F-Throws ft-fa	pct	Rebounds off	def	tot	avg	pf	fo	ast	to	blk	stl	Scoring pts	avg
2013-14	27-23	600/22.2	62-143	.434	3-5	.600	67-121	.554	56	111	167	6.2	64	2	27	56	20	29	194	7.2
TOTAL	27-23	600/22.2	62-143	.434	3-5	.600	67-121	.554	56	111	167	6.2	64	2	27	56	20	29	194	7.2

### Jones' 2013-14 Game-by-Game

				Total		3-Pointers		Free throws		Rebounds											
Opponent	Date	gs	min	fg-fga	pct	3fg-fga	pct	ft-fa	pct	off	def	tot	avg	pf	a	t/o	blk	stl	pts	avg	
NORTHERN ARIZONA	11/09/13	3		0-0	.000	0-0	.000	0-0	.000	0	0	0	0.0	0	1	2	0	1	0	0.0	
MCMURRY	11/18/13	3		0-0	.000	0-0	.000	0-0	.000	0	1	1	0.5	2	0	0	0	0	0	0.0	
at Nicholls	11/26/13	22		2-4	.500	0-0	.000	7-8	.875	2	3	5	2.0	1	0	3	0	0	11	3.7	
at Texas Tech	11/29/13	28		4-6	.667	0-1	.000	4-6	.667	1	8	9	3.8	3	0	4	0	1	12	5.8	
HUSTON-TILLOTSON	12/04/13	*	26	4-7	.571	0-0	.000	1-2	.500	1	7	8	4.6	1	1	2	1	1	9	6.4	
at Texas-Pan American	12/07/13	*	25	3-4	.750	0-0	.000	3-4	.750	3	6	9	5.3	1	3	2	1	0	9	6.8	
BAKERSFIELD	12/18/13	*	19	4-6	.667	0-0	.000	5-6	.833	2	2	4	5.1	3	1	1	0	0	13	7.7	
GEORGIA STATE	12/22/13	*	17	0-4	.000	0-0	.000	4-5	.800	1	3	4	5.0	3	1	2	1	0	4	7.3	
CAMERON	12/31/13	*	27	1-7	.143	0-0	.000	3-10	.300	4	5	9	5.4	3	1	1	1	1	5	7.0	
at Arkansas	01/04/14	*	23	1-7	.143	0-0	.000	3-6	.500	1	9	10	5.9	1	1	2	0	1	5	6.8	
MARSHALL	01/09/14	*	21	4-6	.667	0-0	.000	3-4	.750	2	5	7	6.0	3	0	4	1	2	11	7.2	
CHARLOTTE	01/11/14	*	17	2-3	.667	0-0	.000	1-2	.500	1	7	8	6.2	3	0	1	1	0	5	7.0	
at UAB	01/16/14	*	20	2-10	.200	0-0	.000	0-0	.000	4	4	8	6.3	1	1	2	0	0	4	6.8	
at Middle Tennessee	01/18/14	*	10	1-2	.500	0-0	.000	0-1	.000	1	0	1	5.9	2	1	2	0	0	2	6.4	
at UTEP	01/25/14	*	19	2-4	.500	0-0	.000	1-4	.250	1	4	5	5.9	3	0	2	1	0	5	6.3	
RICE	01/30/14	*	31	6-9	.667	0-0	.000	4-6	.667	4	7	11	6.2	3	2	2	1	4	16	6.9	
LOUISIANA TECH	02/01/14	*	32	1-5	.200	0-0	.000	6-9	.667	1	4	5	6.1	3	1	4	1	2	8	7.0	
at Old Dominion	02/06/14	*	35	2-5	.400	1-1	1.000	5-6	.833	1	2	3	5.9	3	0	4	1	5	10	7.2	
at East Carolina	02/08/14	*	21	4-5	.800	1-1	1.000	1-2	.500	1	2	3	5.8	2	1	3	0	0	10	7.3	
FIU	02/13/14	*	20	3-6	.500	0-0	.000	2-6	.333	3	6	9	6.0	4	0	3	4	0	8	7.4	
FLORIDA ATLANTIC	02/15/14	*	10	0-2	.000	0-0	.000	2-2	1.000	1	1	2	5.8	2	0	0	0	0	2	7.1	
at Southern Miss	02/20/14	*	28	2-6	.333	0-0	.000	4-5	.800	3	4	7	5.8	1	2	2	1	1	8	7.1	
at Tulane	02/22/14	*	35	3-9	.333	0-0	.000	1-7	.143	6	3	9	6.0	5	3	2	1	3	7	7.1	
NORTH TEXAS	02/27/14	*	34	2-5	.400	0-0	.000	2-4	.500	1	6	7	6.0	5	1	3	1	0	6	7.1	
at Tulsa	03/02/14	*	19	3-8	.375	0-1	.000	1-1	1.000	4	7	11	6.2	1	0	0	1	1	7	7.1	
UTEP	03/06/14	*	19	2-7	.286	0-0	.000	2-7	.286	3	1	4	6.1	2	1	1	1	3	6	7.0	
vs ECU	03/11/14	*	36	4-6	.667	1-1	1.000	2-8	.250	4	4	8	6.2	3	5	2	1	3	11	7.2	
Totals		23	600	62-143	.434	3-5	.600	67-121	.554	56	111	167	6.2	64	27	56	20	29	194	7.2	

Games played: 27  
Minutes/game: 22.2  
Points/game: 7.2  
FG Pct: 43.4

Rebounds/game: 6.2  
Assists/game: 1.0  
Turnovers/game: 2.1  
Assist/turnover ratio: 0.5

# UTSA Men's Basketball Game Notes



## Season Highs

- **Points**  
6 (2x), last vs. Loyola-Chicago (11/25/14)
- **Field Goals Made**  
2 (2x), last vs. Loyola-Chicago (11/25/14)
- **Field Goals Attempted**  
3 (3x), last vs. Southern Utah (11/30/14)
- **3-point Field Goals Made**  
2, vs. Loyola-Chicago (11/25/14)
- **3-point Field Goals Attempted**  
3 (2x), last vs. Southern Utah (11/30/14)
- **Free Throws Made**  
1, vs. Huston-Tillotson (11/14/14)
- **Free Throws Attempted**  
2, vs. Loyola-Chicago (11/25/14)
- **Rebounds**  
5, vs. Texas-Pan American (11/17/14)
- **Assists**  
2, vs. Huston-Tillotson (11/14/14)
- **Steals**  
1, vs. Loyola-Chicago (11/25/14)
- **Blocks**  
2 (3x), last vs. Southern Utah (11/30/14)
- **Minutes**  
17, vs. Loyola-Chicago (11/25/14)

## 32 • James Ringholt

6-10 • 215 • Fr.-HS • Center • Brisbane, Australia (Brisbane Boys' College)

### Player Notes

Has come off the bench in all five games this season ... ranks fourth in Conference USA in 3-point field goal percentage (5-of-9/.556) and is tied for 12th by averaging 1.0 blocks per game ... one of seven newcomers and five true freshmen to make their UTSA debut against Huston-Tillotson (11/14) ... finished with six points on 2-of-3 shooting, including a 3-pointer and free throw, to go along with four rebounds and two assists in 10 minutes ... tied a season best with six points on a pair of triples against Loyola-Chicago (11/25).

### Career Stats

Season	gp-gs	min/avg	Total		3-Point		F-Throws		Rebounds				Scoring						
			fg-fga	pct	fg-fga	pct	ft-fa	pct	off	def	tot	avg	pts	fg	ast	to	blk	stl	pts avg
2014-15	5-0	59/11.8	6-11	.545	5-9	.556	1-3	.333	3	14	17	3.4	14	1	2	3	5	1	18 3.6
TOTAL	5-0	59/11.8	6-11	.545	5-9	.556	1-3	.333	3	14	17	3.4	14	1	2	3	5	1	18 3.6

### Ringholt's 2014-15 Game-by-Game

Opponent	Date	gs	min	Total		3-Pointers		Free throws		Rebounds				pf	a	t/o	blk	stl	pts	avg
				fg-fga	pct	3fg-fga	pct	ft-fa	pct	off	def	tot	avg							
HUSTON-TILLOTSON	11/14/14	10		2-3	.667	1-2	.500	1-1	1.000	1	3	4	4.0	5	2	0	0	0	6	6.0
TEXAS-PAN AMERICAN	11/17/14	10		0-1	.000	0-0	.000	0-0	.000	1	4	5	4.5	2	0	0	0	0	0	3.0
TEXAS STATE	11/22/14	10		1-1	1.000	1-1	1.000	0-0	.000	0	2	2	3.7	2	0	1	2	0	3	3.0
LOYOLA-CHICAGO	11/25/14	17		2-3	.667	2-3	.667	0-2	.000	1	3	4	3.8	1	0	2	1	1	6	3.8
SOUTHERN UTAH	11/30/14	12		1-3	.333	1-3	.333	0-0	.000	0	2	2	3.4	4	0	0	2	0	3	3.6
Totals		0	59	6-11	.545	5-9	.556	1-3	.333	3	14	17	3.4	14	2	3	5	1	18	3.6

Games played: 5  
Minutes/game: 11.8  
Points/game: 3.6  
FG Pct: 54.5  
3FG Pct: 55.6  
FT Pct: 33.3

Rebounds/game: 3.4  
Assists/game: 0.4  
Turnovers/game: 0.6  
Assist/turnover ratio: 0.7  
Steals/game: 0.2  
Blocks/game: 1.0

# UTSA Men's Basketball Game Notes



## Season Highs

- **Points** 13, vs. Texas State (11/22/14)
- **Field Goals Made** 5, vs. Southern Utah (11/30/14)
- **Field Goals Attempted** 9 (4x), last vs. Southern Utah (11/30/14)
- **3-point Field Goals Made** 1, vs. Loyola-Chicago (11/25/14)
- **3-point Field Goals Attempted** 2 (3x), last vs. Southern Utah (11/30/14)
- **Free Throws Made** 7, vs. Texas State (11/22/14)
- **Free Throws Attempted** 12, vs. Texas State (11/22/14)
- **Rebounds** 6, vs. Loyola-Chicago (11/25/14)
- **Assists** 6, vs. Southern Utah (11/30/14)
- **Steals** 2 (2x), last vs. Loyola-Chicago (11/25/14)
- **Blocks** ---
- **Minutes** 35, vs. Southern Utah (11/30/14)

## 34 • Larry Lewis Jr.

6-2 • 195 • Fr.-RS • Guard • Scottsdale, Ariz. (Arcadia HS/Westwind Prep)

### Player Notes

Has started all five games this season ... ranks tied for ninth in Conference USA with 3.6 assists per game and is tied for 13th with 1.2 steals per contest ... one of seven newcomers and six freshmen to make their UTSA debut against Huston-Tillotson (11/14) ... scored a season-high 13 points in the win over Texas State (11/22) ... dished out a season-best six assists against Southern Utah (11/30) ... redshirted the 2013-14 season.

### Career Stats

Season				Total		3-Point		F-Throws		Rebounds											Scoring	
	gp-gs	min/avg		fg-fga	pct	fg-fga	pct	ft-fa	pct	off	def	tot	avg	pf	fo	ast	to	blk	stl		pts	avg
2014-15	5-5	142/28.4		16-40	.400	1-6	.167	14-25	.560	5	7	12	2.4	10	0	18	14	0	6		47	9.4
TOTAL	5-5	142/28.4		16-40	.400	1-6	.167	14-25	.560	5	7	12	2.4	10	0	18	14	0	6		47	9.4


### Lewis Jr.'s 2014-15 Game-by-Game

Opponent	Date	gs	min	Total		3-Pointers		Free throws		Rebounds				pf	a	t/o	blk	stl	pts	avg	
				fg-fga	pct	3fg-fga	pct	ft-fa	pct	off	def	tot	avg								
HUSTON-TILLOTSON	11/14/14	*	25	3-9	.333	0-0	.000	5-5	1.000	1	2	3	3.0	1	3	5	0	2	11	11.0	
TEXAS-PAN AMERICAN	11/17/14	*	23	3-9	.333	0-2	.000	0-0	.000	0	1	1	2.0	4	3	1	0	1	6	8.5	
TEXAS STATE	11/22/14	*	28	3-4	.750	0-0	.000	7-12	.583	0	1	1	1.7	1	2	2	0	1	13	10.0	
LOYOLA-CHICAGO	11/25/14	*	31	2-9	.222	1-2	.500	1-2	.500	3	3	6	2.8	3	4	3	0	2	6	9.0	
SOUTHERN UTAH	11/30/14	*	35	5-9	.556	0-2	.000	1-6	.167	1	0	1	2.4	1	6	3	0	0	11	9.4	
Totals			5	142	16-40	.400	1-6	.167	14-25	.560	5	7	12	2.4	10	18	14	0	6	47	9.4

Games played: 5  
Minutes/game: 28.4  
Points/game: 9.4  
FG Pct: 40.0  
3FG Pct: 16.7  
FT Pct: 56.0

Rebounds/game: 2.4  
Assists/game: 3.6  
Turnovers/game: 2.8  
Assist/turnover ratio: 1.3  
Steals/game: 1.2

UTSA Men's Basketball Game Notes



Season Highs

- **Points**  
28, vs. Huston-Tillotson (11/14/14)
- **Field Goals Made**  
7, vs. Huston-Tillotson (11/14/14)
- **Field Goals Attempted**  
17, vs. Texas-Pan American (11/17/14)
- **3-point Field Goals Made**  
2 (2x), last vs. Southern Utah (11/30/14)
- **3-point Field Goals Attempted**  
4 (2x), last vs. Texas-Pan American (11/17/14)
- **Free Throws Made**  
12, vs. Huston-Tillotson (11/14/14)
- **Free Throws Attempted**  
15, vs. Huston-Tillotson (11/14/14)
- **Rebounds**  
4 (2x), last vs. Texas State (11/22/14)
- **Assists**  
6, vs. Loyola-Chicago (11/25/14)
- **Steals**  
2 (2x), last vs. Texas State (11/22/14)
- **Blocks**  
---
- **Minutes**  
39, vs. Texas-Pan American (11/17/14)

Career Highs

- **Points**  
30, vs. Texas A&M-Corpus Christi (11/23/13)
- **Field Goals Made**  
7 (4x), last vs. Huston-Tillotson (11/14/14)
- **Field Goals Attempted**  
17, vs. Texas-Pan American (11/17/14)
- **3-point Field Goals Made**  
3 (3x), last at Tulsa (03/02/14)
- **3-point Field Goals Attempted**  
7 (2x), last at Tulsa (03/02/14)
- **Free Throws Made**  
13, vs. Texas A&M-Corpus Christi (11/23/13)
- **Free Throws Attempted**  
15, vs. Huston-Tillotson (11/14/14)
- **Rebounds**  
5 (2x), last vs. Marshall (01/09/14)
- **Assists**  
6 (2x), last vs. Loyola-Chicago (11/25/14)
- **Steals**  
2 (7x), last vs. Texas State (11/22/14)
- **Blocks**  
---
- **Minutes**  
43, at Tulsa (03/02/14)

44 • Keon Lewis

6-2 • 220 • Sr.-1L • Guard • Seattle, Wash. (Chief Sealath HS/North Idaho JC)

Player Notes

Has started all five games this season ... ranks 11th in C-USA with 14.8 ppg, tied for fourth with a 2.5 assist to turnover ratio, tied for sixth with 4.0 assists per game and 12th with a .783 free throw percentage ... led the Roadrunners with 28 points in the season-opening win over Huston-Tillotson (11/14) ... went 7-of-13 from the floor, including 2-of-4 from behind the arc, and 12-of-15 from the charity stripe for the best individual scoring effort in a season opener under Brooks Thompson ... his 28 points were the most in a game among Conference USA players in the season's opening weekend ... registered 15 points in the win over Texas State (11/22) and against Southern Utah (11/30) ... has scored in double figures in 25 of his 32 games at UTSA.

Career Stats

Season	gp-gs	min/avg	Total		3-Point		F-Throws		Rebounds				pf	fo	ast	to	blk	stl	Scoring	
			fg-fga	pct	fg-fga	pct	ft-fa	pct	off	def	tot	avg							pts	avg
2013-14	27-18	762/28.2	87-242	.360	25-78	.321	141-168	.839	17	45	62	2.3	69	2	70	71	0	18	340	12.6
2014-15	5-5	164/32.8	16-56	.286	6-18	.333	36-46	.783	1	12	13	2.6	8	0	20	8	0	4	74	14.8
TOTAL	32-23	926/28.9	103-298	.346	31-96	.323	177-214	.827	18	57	75	2.3	77	2	90	79	0	22	414	12.9

Lewis' 2014-15 Game-by-Game

Opponent	Date	gs	min	Total		3-Pointers		Free throws		Rebounds				pf	a	t/o	blk	stl	pts	avg
				fg-fga	pct	3fg-fga	pct	ft-fa	pct	off	def	tot	avg							
HUSTON-TILLOTSON	11/14/14	*	31	7-13	.538	2-4	.500	12-15	.800	1	3	4	4.0	1	2	3	0	0	28	28.0
TEXAS-PAN AMERICAN	11/17/14	*	39	3-17	.176	1-4	.250	3-7	.429	0	3	3	3.5	1	4	1	0	2	10	19.0
TEXAS STATE	11/22/14	*	31	3-8	.375	1-3	.333	8-8	1.000	0	4	4	3.7	2	3	2	0	2	15	17.7
LOYOLA-CHICAGO	11/25/14	*	34	1-12	.083	0-5	.000	4-6	.667	0	1	1	3.0	2	6	1	0	0	6	14.8
SOUTHERN UTAH	11/30/14	*	29	2-6	.333	2-2	1.000	9-10	.900	0	1	1	2.6	2	5	1	0	0	15	14.8
Totals			5	164	16-56	.286	6-18	.333	36-46	.783	1	12	13	2.6	8	20	8	0	74	14.8

Games played: 5  
Minutes/game: 32.8  
Points/game: 14.8  
FG Pct: 28.6  
3FG Pct: 33.3  
FT Pct: 78.3

Rebounds/game: 2.6  
Assists/game: 4.0  
Turnovers/game: 1.6  
Assist/turnover ratio: 2.5  
Steals/game: 0.8



## UTSA Men's Basketball Game Notes



### Season Highs

- **Points** 16, vs. Southern Utah (11/30/14)
- **Field Goals Made** 4 (2x), last vs. Southern Utah (11/30/14)
- **Field Goals Attempted** 9, vs. Huston-Tillotson (11/14/14)
- **3-point Field Goals Made** ---
- **3-point Field Goals Attempted** ---
- **Free Throws Made** 8, vs. Southern Utah (11/30/14)
- **Free Throws Attempted** 10, vs. Southern Utah (11/30/14)
- **Rebounds** 8, vs. Texas-Pan American (11/17/14)
- **Assists** 2, vs. Southern Utah (11/30/14)
- **Steals** 2, vs. Huston-Tillotson (11/14/14)
- **Blocks** 1, vs. Texas-Pan American (11/17/14)
- **Minutes** 30, vs. Southern Utah (11/30/14)

### Career Highs

- **Points** 16 (2x), last vs. Southern Utah (11/30/14)
- **Field Goals Made** 5, vs. Huston-Tillotson (12/04/13)
- **Field Goals Attempted** 7 (2x), last vs. Marshall (01/09/14)
- **3-point Field Goals Made** ---
- **3-point Field Goals Attempted** ---
- **Free Throws Made** 8, vs. Southern Utah (11/30/14)
- **Free Throws Attempted** 10, vs. Southern Utah (11/30/14)
- **Rebounds** 8 (4x), last vs. Texas-Pan American (11/17/14)
- **Assists** 2 (2x), last vs. Southern Utah (11/30/14)
- **Steals** 2 (2x), vs. Huston-Tillotson (11/14/14)
- **Blocks** 2, vs. UTPA (11/21/13)
- **Minutes** 31, vs. UTPA (11/21/13)

## 45 • Kaj-Björn Sherman

7-0 • 270 • Sr.-1L • Center • Mercer Island, Wash. (Mercer Island HS/North Idaho JC)

### Player Notes

Has started all five games this season after starting just twice last season ... ranks third on the team and 19th among Conference USA players with 5.8 rebounds per game ... also ranks ninth in the league with a .833 free throw percentage and is tied for 10th with an average of 2.4 offensive boards per game ... tied a career high with 16 points against Southern Utah (11/30) ... scored 10 points against Loyola-Chicago (11/25) to register back-to-back double figure games for the second time in his career ... tied a career high with eight rebounds against Texas-Pan American (11/17).

### Career Stats

Season	gp-gs	min/avg	Total		3-Point		F-Throws		Rebounds				pf		fo		ast		to		blk		stl		Scoring	
			fg-fga	pct	fg-fga	pct	ft-fga	pct	off	def	tot	avg	off	def	tot	avg	off	def	tot	avg	off	def	tot	avg	pts	avg
2013-14	28-2	470/16.8	37-78	.474	0-0	.000	48-64	.750	35	63	98	3.5	66	2	5	40	6	8	122	4.4					122	4.4
2014-15	5-5	140/28.0	14-30	.467	0-0	.000	15-18	.833	12	17	29	5.8	13	0	3	7	1	2	43	8.6					43	8.6
TOTAL	33-7	610/18.5	51-108	.472	0-0	.000	63-82	.768	47	80	127	3.8	79	2	8	47	7	10	165	5.0					165	5.0

### Sherman's 2014-15 Game-by-Game

Opponent	Date	gs	min	Total		3-Pointers		Free throws		Rebounds				pf	a	t/o	blk	stl	pts	avg	
				fg-fga	pct	3fg-fga	pct	ft-fga	pct	off	def	tot	avg								
HUSTON-TILLOTSON	11/14/14	*	28	3-9	.333	0-0	.000	0-0	.000	4	3	7	7.0	1	0	0	0	2	6	6.0	
TEXAS-PAN AMERICAN	11/17/14	*	25	2-5	.400	0-0	.000	3-4	.750	2	6	8	7.5	4	0	3	1	0	7	6.5	
TEXAS STATE	11/22/14	*	29	1-5	.200	0-0	.000	2-2	1.000	2	2	4	6.3	2	1	1	0	0	4	5.7	
LOYOLA-CHICAGO	11/25/14	*	28	4-6	.667	0-0	.000	2-2	1.000	2	1	3	5.5	3	0	2	0	0	10	6.8	
SOUTHERN UTAH	11/30/14	*	30	4-5	.800	0-0	.000	8-10	.800	2	5	7	5.8	3	2	1	0	0	16	8.6	
Totals			5	140	14-30	.467	0-0	.000	15-18	.833	12	17	29	5.8	13	3	7	1	2	43	8.6

Games played: 5  
Minutes/game: 28.0  
Points/game: 8.6  
FG Pct: 46.7  
FT Pct: 83.3

Rebounds/game: 5.8  
Assists/game: 0.6  
Turnovers/game: 1.4  
Assist/turnover ratio: 0.4  
Steals/game: 0.4  
Blocks/game: 0.2

# UTSA Men's Basketball Game Notes

## Official Basketball Box Score -- Game Totals -- Final Statistics Huston-Tillotson vs UTSA 11/14/14 7 pm at San Antonio, Texas (Convocation Center)

### Huston-Tillotson 74

#	Player	Total		3-Ptr		Rebounds			PF	TP	A	TO	Blk	Stl	Min
		FG-FGA	FG-FGA	FT-FTA	FT-FTA	Off	Def	Tot							
12	CLARKE, Joel	f	3-4	0-0	4-5	2	3	5	1	10	0	2	3	0	17
35	FORT, Ronzelle	f	0-5	0-0	0-2	3	0	3	0	0	0	0	0	1	12
02	LAMPLEY, Sterling	g	2-4	0-0	1-1	1	0	1	0	5	2	1	0	0	8
05	BALLARD, Malcolm	g	8-14	0-1	3-4	1	1	2	2	19	4	3	0	4	24
10	PATRICK, Javonte	g	1-6	0-1	4-5	3	2	5	2	6	3	5	0	1	32
00	JOINES, Charles	g	1-4	0-3	1-2	0	0	0	1	3	4	3	0	0	9
01	TAYLOR, Maurice	g	1-3	0-0	3-4	1	1	2	3	5	1	2	0	2	17
04	DURDEN, Quincy	g	4-10	3-8	0-0	0	1	1	2	11	0	1	0	0	18
14	TYSON, Matt	g	0-1	0-1	0-0	0	0	0	1	0	1	0	0	0	5
20	DOTSON, Jermaine	g	4-7	1-4	2-2	2	1	3	3	11	0	2	0	2	19
41	OGUNWOLU, David	g	1-5	0-1	0-0	1	4	5	4	2	0	0	1	1	17
52	EDWARDS, Chris	g	0-3	0-0	2-4	3	5	8	4	2	0	1	2	0	22
Team						0	1	1							
Totals			25-66	4-19	20-29	17	19	36	26	74	15	20	5	11	200
FG % 1st Half:		6-31	19.4%	2nd half:	19-35	54.3%	Game:	25-66	37.9%			Deadball			
3FG % 1st Half:		0-9	0.0%	2nd half:	4-11	36.4%	Game:	4-19	21.1%			Rebounds			
FT % 1st Half:		4-8	50.0%	2nd half:	16-21	76.2%	Game:	20-29	69.0%			3			

### UTSA 92 • 1-0

#	Player	Total		3-Ptr		Rebounds			PF	TP	A	TO	Blk	Stl	Min
		FG-FGA	FG-FGA	FT-FTA	FT-FTA	Off	Def	Tot							
12	HILL, Jeromie	f	7-13	0-2	0-1	1	4	5	2	14	1	5	0	1	21
45	SHERMAN, Kaj-Bjorn	c	3-9	0-0	0-0	4	3	7	1	6	0	0	0	2	28
14	BOWIE, Ryan	g	5-8	1-3	0-0	3	4	7	3	11	2	1	0	0	33
34	LEWIS JR, Larry	g	3-9	0-0	5-5	1	2	3	1	11	3	5	0	2	25
44	LEWIS, Keon	g	7-13	2-4	12-15	1	3	4	1	28	2	3	0	0	31
03	OLYMPIO, Edwin	g	1-2	0-0	2-4	2	2	4	0	4	0	2	0	2	13
04	LITTLES, Gino	g	0-0	0-0	2-2	0	0	0	0	2	4	1	0	0	7
05	FLORES, Tyler	g	0-1	0-1	0-0	0	0	0	0	0	0	0	0	0	2
11	KARRER, Austin	g	1-4	0-1	1-1	1	1	2	5	7	1	1	0	1	18
15	O'BRIEN, Lucas	g	1-1	0-0	1-1	2	3	5	3	1	2	0	1	1	8
22	MATTHEWS, George	g	0-1	0-1	0-0	0	2	2	0	0	1	0	1	1	4
32	RINGHOLT, James	g	2-3	1-2	1-1	1	3	4	5	6	2	0	0	0	10
Team						2	3	5							
Totals			32-65	5-15	23-29	16	29	45	23	92	16	21	0	10	200
FG % 1st Half:		14-33	42.4%	2nd half:	18-32	56.3%	Game:	32-65	49.2%			Deadball			
3FG % 1st Half:		4-8	50.0%	2nd half:	1-7	14.3%	Game:	5-15	33.3%			Rebounds			
FT % 1st Half:		8-11	72.7%	2nd half:	15-18	83.3%	Game:	23-29	79.3%			4.1			

Officials: Scott Johnson, Jeremy Mosier, Josue Nieves

Technical fouls: Huston-Tillotson-None. UTSA-None.

Attendance: 938

Game counts as exhibition for Huston-Tillotson.

Score by periods	1st	2nd	Total
Huston-Tillotson	16	58	74
UTSA	40	52	92

	In	Off	2nd	Fast	Bench
Points	Paint	T/O	Chance	Break	
HTU	36	24	10	13	34
UTSA	52	22	14	2	22

Score tied - 1 time.

Lead changed - 0 times.

Last FG - HTU 2nd-01:33, UTSA 2nd-03:07.

Largest lead - HTU None, UTSA by 31 2nd-08:34.

HTU led for 00:00. UTSA led for 39:27. Game was tied for 00:33.

## Official Basketball Box Score -- Game Totals -- Final Statistics Texas-Pan American vs UTSA 11/17/14 7 pm at San Antonio, Texas (Convocation Center)

### Texas-Pan American 63 • 2-0

#	Player	Total		3-Ptr		Rebounds			PF	TP	A	TO	Blk	Stl	Min
		FG-FGA	FG-FGA	FT-FTA	FT-FTA	Off	Def	Tot							
21	Joesaar, Janari	f	7-12	2-5	1-3	5	13	18	1	17	4	5	6	1	37
23	Kimasa, Dan	f	3-7	0-0	4-6	1	7	8	4	10	0	0	2	1	29
24	Hines, Shaquille	f	6-15	0-0	3-5	5	2	7	3	15	2	3	1	0	37
05	Boga, Shaquille	g	6-9	2-3	2-2	1	1	2	2	16	4	4	0	1	33
22	Noriega, Shaun	g	1-5	1-5	2-3	0	3	3	4	5	0	4	0	0	18
00	Osborne, Everett	g	0-5	0-1	0-0	0	2	2	3	0	1	1	0	0	20
03	Hobbs, Isaiah	g	0-0	0-0	0-0	0	0	0	0	0	0	1	1	0	5
10	McDonald, Moe	g	0-2	0-1	0-0	0	0	0	1	0	0	0	0	0	9
11	Bigum, Andreas	g	0-1	0-0	0-0	0	2	2	2	0	0	0	2	0	12
Team						0	4	4							
Totals			23-56	5-15	12-19	12	34	46	20	63	11	18	12	3	200
FG % 1st Half:		9-26	34.6%	2nd half:	14-30	46.7%	Game:	23-56	41.1%			Deadball			
3FG % 1st Half:		2-9	22.2%	2nd half:	3-6	50.0%	Game:	5-15	33.3%			Rebounds			
FT % 1st Half:		7-11	63.6%	2nd half:	5-8	62.5%	Game:	12-19	63.2%			2.1			

### UTSA 62 • 1-1

#	Player	Total		3-Ptr		Rebounds			PF	TP	A	TO	Blk	Stl	Min
		FG-FGA	FG-FGA	FT-FTA	FT-FTA	Off	Def	Tot							
12	HILL, Jeromie	f	6-16	1-3	3-5	3	7	10	4	16	1	1	1	1	37
45	SHERMAN, Kaj-Bjorn	c	2-5	0-0	3-4	2	6	8	4	7	0	3	1	0	25
14	BOWIE, Ryan	g	7-19	3-10	1-1	4	2	6	1	18	1	1	0	3	39
34	LEWIS JR, Larry	g	3-9	0-2	0-0	0	1	1	4	6	3	1	0	1	23
44	LEWIS, Keon	g	3-17	1-4	3-7	0	3	3	1	10	4	1	0	2	39
11	KARRER, Austin	g	2-7	1-3	0-2	3	0	3	0	5	0	1	0	2	20
15	O'BRIEN, Lucas	g	0-1	0-1	0-0	0	1	1	3	0	0	0	0	0	6
22	MATTHEWS, George	g	0-0	0-0	0-0	0	1	1	0	0	0	0	0	0	1
32	RINGHOLT, James	g	0-1	0-0	0-0	1	4	5	2	0	0	0	0	0	10
Team						3	0	3							
Totals			23-75	6-23	10-19	16	25	41	19	62	9	8	2	9	200
FG % 1st Half:		10-37	27.0%	2nd half:	13-38	34.2%	Game:	23-75	30.7%			Deadball			
3FG % 1st Half:		3-14	21.4%	2nd half:	3-9	33.3%	Game:	6-23	26.1%			Rebound			
FT % 1st Half:		4-7	57.1%	2nd half:	6-12	50.0%	Game:	10-19	52.6%			10.1			

Officials: Ray Natli, Hal Lusk, Tommy Short

Technical fouls: Texas-Pan American-None. UTSA-None.

Attendance: 790

Score by periods	1st	2nd	Total
Texas-Pan American	27	36	63
UTSA	27	35	62

	In	Off	2nd	Fast	Bench
Points	Paint	T/O	Chance	Break	
UTPA	32	7	10	2	0
UTSA	32	15	10	8	5

Last FG - UTPA 2nd-00:40, UTSA 2nd-01:15.

Largest lead - UTPA by 7 2nd-03:28, UTSA by 7 1st-11:08.

UTPA led for 17:09. UTSA led for 16:16. Game was tied for 06:03.

Score tied - 9 times.

Lead changed - 11 times.

## Official Basketball Box Score -- Game Totals -- Final Statistics Texas State vs UTSA 11/22/14 2 pm at San Antonio, Texas (Convocation Center)

### Texas State 67 • 2-1

#	Player		Total		3-Ptr		Rebounds			PF	TP	A	TO	Blk	Stl	Min
			FG-FGA	FG-FGA	FT-FTA	Off	Def	Tot								
01	Tilbury, Kavin	f	2-2	1-1	0-0	0	2	2	2	5	1	2	0	0	13	
21	Gant, Emari	f	6-13	0-0	1-2	3	5	8	5	13	5	2	1	4	31	
00	Brown, D.J.	g	5-9	4-8	2-3	0	0	0	3	16	3	1	0	1	29	
10	Davis, Wes	g	2-6	0-2	1-2	0	6	6	3	5	0	2	0	2	37	
23	Weatherspoon, J.	g	3-10	0-0	0-0	3	1	4	1	6	2	1	1	0	27	
05	Black, Ojai		0-2	0-0	0-0	0	1	1	3	0	0	0	0	0	11	
15	Montalvo, Ethan		2-6	2-5	3-4	0	1	1	2	9	3	0	0	0	14	
22	Bermudez, Victor		0-0	0-0	1-2	0	0	0	0	1	0	0	0	0	3	
24	Naylor, Cameron		4-10	0-0	2-2	4	1	5	4	10	0	2	0	0	26	
32	Ramlal, Kendell		1-3	0-0	0-0	0	0	0	3	2	0	0	0	0	9	
	Team					0	1	1								
Totals			25-61	7-16	10-15	10	18	28	26	67	14	10	2	7	200	
FG % 1st Half: 15-33			45.5%	2nd half: 10-28	35.7%	Game: 25-61		41.0%	Deadball Rebounds 2							
3FG % 1st Half: 3-6			50.0%	2nd half: 4-10	40.0%	Game: 7-16		43.8%								
FT % 1st Half: 7-11			63.6%	2nd half: 3-4	75.0%	Game: 10-15		66.7%								

# UTSA Men's Basketball Game Notes

## Official Basketball Box Score -- Game Totals -- Final Statistics Southern Utah vs UTSA 11/30/14 12 pm at San Antonio, Texas (Convocation Center)

### Southern Utah 93 • 1-4

#	Player		Total	3-Ptr	Rebounds			PF	TP	A	TO	Blk	Stl	Min
			FG-FGA	FG-FGA	FT-FTA	Off	Def							
32	OLIVERSON, Casey	f	3-4	0-0	0-0	1	1	2	4	6	0	2	0	17
35	HESS, A.J.	f	6-12	4-8	4-4	2	5	7	4	20	1	1	1	23
04	KENNEDY, Trey	g	2-6	0-0	0-0	0	1	1	1	4	6	2	0	29
05	MARSHALL, John	g	0-3	0-0	0-0	0	2	2	4	0	2	1	0	17
15	MAJOR, Juwan	g	1-1	0-0	3-3	0	0	0	3	5	1	2	0	13
03	LANGSTON, Travon		4-7	2-2	3-6	2	2	4	5	13	4	3	0	25
13	PARSONS, Race		2-3	1-2	0-0	0	0	0	0	5	0	0	0	5
14	MCGEE, James		7-8	7-8	0-0	0	0	0	4	21	2	1	1	21
21	RAWSON, Tyler		6-10	1-3	2-2	0	8	8	4	15	0	0	3	24
22	WILSON, Sherron		0-1	0-1	2-2	0	0	0	1	2	0	0	0	12
25	THOMPSON, Christian		0-3	0-2	2-2	0	1	1	0	2	0	2	1	10
34	HANKS, Cal		0-0	0-0	0-2	1	1	2	2	0	0	1	0	4
Team						0	2	2						
Totals			31-58	15-26	16-21	6	23	29	32	93	16	15	6	200

FG % 1st Half: 16-27 59.3% 2nd half: 15-31 48.4% Game: 31-58 53.4% Deadball  
3FG % 1st Half: 7-12 58.3% 2nd half: 8-14 57.1% Game: 15-26 57.7% Rebounds  
FT % 1st Half: 9-14 64.3% 2nd half: 7-7 100.0% Game: 16-21 76.2% 3,1

### UTSA 92 • 2-3

#	Player		Total	3-Ptr	Rebounds			PF	TP	A	TO	Blk	Stl	Min
			FG-FGA	FG-FGA	FT-FTA	Off	Def							
12	HILL, Jeromie	f	6-14	3-5	2-6	2	7	9	2	17	0	1	0	36
45	SHERMAN, Kaj-Bjorn	c	4-5	0-0	8-10	2	5	7	3	16	2	1	0	30
14	BOWIE, Ryan	g	10-18	2-6	7-12	3	4	7	3	29	1	2	0	38
34	LEWIS JR, Larry	g	5-9	0-2	1-6	1	0	1	1	11	6	3	0	35
44	LEWIS, Keon	g	2-6	2-2	9-10	0	1	1	2	15	5	1	0	29
04	LITTLES, Gino		0-0	0-0	0-0	0	0	0	0	0	0	0	0	5
11	KARRER, Austin		0-0	0-0	0-0	0	2	2	3	0	1	0	0	13
15	O'BRIEN, Lucas		0-0	0-0	1-2	0	1	1	0	1	0	1	0	2
32	RINGHOLT, James		1-3	1-3	0-0	0	2	2	4	3	0	0	2	12
Team						1	0	1						
Totals			28-55	8-18	28-46	9	22	31	18	92	15	9	2	200

FG % 1st Half: 18-32 56.3% 2nd half: 10-23 43.5% Game: 28-55 50.9% Deadball  
3FG % 1st Half: 6-10 60.0% 2nd half: 2-8 25.0% Game: 8-18 44.4% Rebounds  
FT % 1st Half: 13-24 54.2% 2nd half: 15-22 68.2% Game: 28-46 60.9% 12,1

Officials: Duke Edsall, Keith Kimble, Dave Cusick  
Technical fouls: Southern Utah-None. UTSA-None.  
Attendance: 760

Score by periods	1st	2nd	Total
Southern Utah	48	45	93
UTSA	55	37	92

Points	In	Off	2nd	Fast	Bench
SUUM	28	13	6	2	58
UTSA	36	13	11	2	4

Last FG - SUUM 2nd-00:00, UTSA 2nd-01:00.  
Largest lead - SUUM by 1 2nd-00:00, UTSA by 12 1st-05:03.  
SUUM led for 00:00. UTSA led for 38:31. Game was tied for 01:26.  
Score tied - 1 time.  
Lead changed - 1 time.