



UTSA ROADRUNNERS BASKETBALL

ATHLETICS COMMUNICATIONS CONTACTS: Brent Ingram (brent.ingram@utsa.edu; C: 210-845-8651) or Brady Meister brady.meister@utsa.edu; C: 712-870-3423)

NOVEMBER (3-2)

09	TRINITY [Texas]	W, 97-66
12	at Oklahoma	L, 96-44
15	TEXAS A&M-COMMERCE	L, 65-62
16	DENVER ^	W, 78-64
17	IUPUI ^	W, 60-57
21	TEXAS A&M-CORPUS CHRISTI ^	3 p.m.
24	LAMAR	2 p.m.
29	ST. MARY'S	7 p.m.

DECEMBER (0-0)

02	at Grand Canyon	8 p.m.
11	vs. Sam Houston #	TBD
17	UTRGV	7 p.m.
21	at Illinois State	2 p.m.
22	OUR LADY OF THE LAKE	7 p.m.
30	at Middle Tennessee *	4 p.m.

JANUARY (0-0)

01	at UAB *	3 p.m.
06	SOUTHERN MISS *	7 p.m.
08	LOUISIANA TECH *	3 p.m.
13	at Old Dominion *	6 p.m.
15	at Charlotte *	3 p.m.
20	at UTEP *	3 p.m.
23	UTEP *	3 p.m.
27	FIU *	7 p.m.
29	FLORIDA ATLANTIC *	1 p.m.

FEBRUARY (0-0)

03	at Rice *	7 p.m.
05	at North Texas *	5 p.m.
13	WESTERN KENTUCKY *	12 p.m.
17	at Southern Miss *	7 p.m.
19	at Louisiana Tech *	4 p.m.
24	UAB *	7 p.m.

MARCH (0-0)

03	NORTH TEXAS *	7 p.m.
05	RICE *	2 p.m.
09	C-USA First Round !	TBD
10	C-USA Quarterfinals !	TBD
11	C-USA Semifinals !	TBD
12	C-USA Championship !	TBD

Home Game at the Convocation Center

^ - UTSA Multi-Team Event (San Antonio, Texas)

* - Conference USA Game

! - Conference USA Championship (Frisco, Texas)

All times CENTRAL

Dates and times subject to change



UTSA ROADRUNNERS (3-2, 0-0 C-USA)



TEXAS A&M-CORPUS CHRISTI

(3-1, 0-0 Southland)

3 p.m. • Nov. 21

Convocation Center • San Antonio, Texas

HEADLINES AND STORYLINES

- UTSA returns five players who earned starts last year, including junior center Jacob Germany, senior forward Cedrick Alley Jr., sophomore guard Jordan Ivy-Curry junior guard Erik Czumbel and senior forward Phoenix Ford.
- Ivy-Curry earned C-USA All-Freshman Team honors in his collegiate debut season last year, while Germany returns after starting 24 games and averaging 10.3 points and 6.0 rebounds per game.
- The Roadrunners welcome the addition of senior guard Darius McNeill for the 2021-22 season. McNeill, a former four-star recruit out of Houston, started his career with 58 starts over two years at Cal, where he broke the record for freshman 3-pointers made, before playing last year at SMU.
- UTSA is in the midst of an exciting time on campus as the move to The American Conference was announced in the fall of 2021. UTSA has been a member of Conference USA since 2014 after a season in the Western Athletic Conference following a long history in the Southland.
- The Roadrunners must replace the two top scorers in program history in 2021-22, in guards Jhivvan Jackson and Keaton Wallace. The pair rank 1-2 in the UTSA record books in career scoring, with Jackson totaling the 52nd most points in college basketball history and Wallace chipping in 2,080 points, the 458th most in NCAA annals.
- UTSA finished the 2020-21 season winners of 10 of its final 13 games.
- UTSA is under the direction of sixth-year head coach Steve Henson, a member of the Kansas State Athletics Hall of Fame and the 2017-18 C-USA Coach of the Year. Henson played seven seasons in the NBA and is one of 24 current head coaches in the NCAA who played in the NBA.

SETTING THE SCENE

Live video CUSA TV

Radio Ticket 760 AM
Andy Everett (play-by-play)
Pregame show starts 30 minutes before tipoff

Series TAMU-CC: UTSA leads, 13-12
Last Meeting: UTSA 89, TAMU-CC 67
(Dec. 3, 2019; San Antonio)

UTSA HEAD COACH STEVE HENSON

(Kansas State, 1990)

Career Record: 82-81 (6th year)

UTSA Record: same
vs. TAMU-Corpus Christi: 3-1

TEXAS A&M-CC HEAD COACH STEVE LUTZ

(Texas Lutheran, 1995)

Career Record: 3-1

TAMU-CC Record: same
vs. UTSA: first meeting

WE ARE UTSA

When referencing University of Texas at San Antonio Athletics, PLEASE USE THE ACRONYM **UTSA** AND THE NICKNAME **ROADRUNNERS**. Please refrain from using UT-San Antonio, Texas-San Antonio, UT-SA, or any other variation.



THE UTSA BASKETBALL SHOW

SELECTED DATES

Hosted by Andy Everett, **The UTSA Basketball Show Show** airs on select days during the Conference USA season. Fans can join the show live at the SandBox, at the corner of Babcock and UTSA Blvd. via a live stream on the UTSA Athletics Facebook page, or tune in to The Ticket 760 and Ticket760.com and everywhere fans want to listen via the free all-in-one iHeartRadio app.

Jan. 3	Jan. 17	Jan. 31	Feb. 14	Feb. 28
Jan. 10	Jan. 24	Feb. 7	Feb. 21	March 7

UTSA ROADRUNNERS AT A GLANCE

Probable Starters	Pos.	Ht.	Wt.	Cl.-Exp.	Hometown	G-GS	PPG	RPG	Other
0 Cedrick Alley Jr.	F	6-6	230	R-Sr.-1L	Houston, Texas	5-5	7.8	8.0	13 offensive reb.
1 Darius McNeill	G	6-3	185	Sr.-TR	Houston, Texas	5-5	5.2	1.8	4-star recruit
3 Dhiu Deing	G	6-5	175	Jr.-TR	High Point, N.C.	5-5	15.0	6.0	20 pts Wed.
21 Jordan Ivy-Curry	G	6-2	175	So.-1L	La Marque, Texas	5-5	15.6	2.2	27 pts Tues.
24 Jacob Germany	C	6-11	235	Jr.-2L	Kingston, Okla.	5-5	13.4	4.6	50% FGs

Key Reserves	Pos.	Ht.	Wt.	Cl.-Exp.	Hometown	G-GS	PPG	RPG	Other
4 Josh Farmer	F	6-9	195	Fr.-HS	Houston, Texas	3-0	3.7	3.7	11.7 mpg
10 Erik Czumbel	G	6-3	200	Jr.-2L	Verona, Italy	5-0	2.2	2.4	11 assists
11 Lachlan Bofinger	F	6-6	220	So.-1L	Sydney, Australia	5-0	3.0	4.2	11 reb Tues.
12 Phoenix Ford	F	6-8	225	R-Sr.-2L	St. Petersburg, Fla.	5-0	1.6	2.6	10 offensive reb.
20 Lamin Sabally	G	6-7	195	Fr.-HS	Berlin, Germany	2-0	2.5	2.5	9 mpg





Isaiah Addo-Ankrah
G, 6-6, 200, So.
Houston, Texas



Aleu Aleu
G/F, 6-8, 180, Jr.
Austin, Texas



Cedrick Alley Jr.
F, 6-6, 230, Sr.
Houston, Texas



Lachlan Bofinger
F, 6-6, 220, So.
Sydney, Australia



Erik Czumbel
G, 6-3, 200, Jr.
Verona, Italy



Dhieu Deing
G, 6-5, 175, Jr.
High Point, N.C.



Josh Farmer
F, 6-9, 195, Fr.
Houston, Texas



Phoenix Ford
F, 6-8, 225, R-Sr.
St. Petersburg, Fla.



Jacob Germany
C, 6-11, 235, Jr.
Kingston, Okla.



Jordan Ivy-Curry
G, 6-2, 175, So.
La Marque, Texas



Artan Jabbar
G, 5-11, 185, Jr.
Fort Worth, Texas



Azavier Johnson
G, 6-5, 205, Fr.
Las Vegas, Nev.




Darius McNeill
G, 6-3, 185, Sr.
Houston, Texas



Adrian Rodriguez
F, 6-7, 245, R-Sr.
Tulsa, Okla.



Lamin Sabally
G, 6-7, 195, Fr.
Berlin, Germany



Christian Tucker
G, 6-3, 170, Fr.
Chandler, Ariz.



Steve Henson
Head Coach
Sixth Year



Mike Peck
Associate Head Coach
Sixth Year




Scott Thompson
Assistant Coach
Sixth Year



Adam Hood
Assistant Coach
Sixth Year



Jeff Luster
Director of Operations
Seventh Year



Joseph Klein
Graduate Assistant Manager
First Year



Christian Wood
Director of Basketball Performance
Third Year



Josh Modica
Athletics Trainer
Ninth Year



(FINAL IN 2020-21)

Western Division

Rk.	Institution	C-USA	Overall
1.	Louisiana Tech	12-4	24-8
2.	UAB	13-5	22-7
3.	North Texas	9-5	18-10
4.	UTSA	9-7	15-11
5.	UTEP	8-8	12-12
6.	Rice	6-10	15-13
7.	Southern Miss	4-13	8-17

Eastern Division

Rk.	Institution	C-USA	Overall
1.	WKU	11-3	21-8
2.	Old Dominion	11-5	15-8
3.	Marshall	9-5	15-7
4.	Florida Atlantic	7-5	13-10
5.	Charlotte	5-11	9-16
6.	Middle Tennessee	3-13	5-18
7.	FIU	2-15	9-17



UTSA QUICK FACTS

GENERAL INFORMATION

Name of Institution: The University of Texas at San Antonio
Location: San Antonio, Texas
Founded: 1969
Enrollment: 34,742
Nickname: Roadrunners
School Colors: Navy Blue (PMS 289), Orange (PMS 1665) & White
Arena (Capacity): Convocation Center (2,650)
Year Opened: 1975
Conference: Conference USA
President: Dr. Taylor Eighmy (Tufts, 1980)
Director of Athletics: Dr. Lisa Campos (Colorado State)
Athletic Department Phone: 210.458.4161
Ticket Office Phone: 210.458.UTSA (8872)

TEAM INFORMATION

2020-21 Overall Record: 15-11
Home: 12-2
Away: 2-8
Neutral: 1-1
Conference Record/Finish: 9-7/7th
Lettermen Returning/Lost: 9/5
Starters Returning/Lost: 2/3
Newcomers: 7

HISTORY

First Year of Basketball: 1981-82
All-Time Record: 594-591
All-Time Conference USA Record -- since 2013-14: 50-72
All-Time Conference USA Tournament Record -- since 2013-14: 3-8
Conference Regular Season Championships: 3 1990-91 (Trans America Athletic Conference) • 1991-92 (Southland Conference) • 2003-04 (Southland)
Conference Tournament Championships: 4 1988 (Trans America Athletic Conference) • 1999 (Southland Conference) • 2004 (Southland) • 2011 (Southland)
NCAA Tournament Appearances/Record: 4/1-4 (.200) 1988 • 1999 • 2004 • 2011
Last NCAA Postseason Opponent/Result: 2011 Lost to No. 1 seed Ohio State, 75-46 (March 18, 2011)

2021-22 UTSA ROADRUNNERS

No.	Name	Pos.	Ht.	Wt.	Yr.-Exp.	Hometown/Previous School
0	Cedrick Alley Jr.	F	6-6	230	R-Sr.-1L	Houston, Texas/Klein Forest HS/Houston
1	Darius McNeill	G	6-3	185	Sr.-TR	Houston, Texas/Westfield HS/Cal/SMU
2	Aleu Aleu	G/F	6-8	180	Jr.-TR	Austin, Texas/Austin HS/Temple CC
3	Dhieu Deing	G	6-5	175	Jr.-TR	High Point, N.C./High Point Central HS/USC Aiken/Dodge City [Kan.] CC
4	Josh Farmer	F	6-9	195	Fr.-HS	Houston, Texas/Sharpstown HS
5	Azavier Johnson	G	6-5	205	Fr.-HS	Las Vegas, Nev./Faith Lutheran HS
10	Erik Czumbel	G	6-3	200	Jr.-2L	Verona, Italy/Liceo Leonardo da Vinci
11	Lachlan Bofinger	F	6-6	220	So.-1L	Sydney, Australia/Montverde Academy (Fla.)
12	Phoenix Ford	F	6-8	225	R-Sr.-2L	St. Petersburg, Fla./St. Petersburg HS/Richmond/Mississippi Gulf Coast
13	Artan Jabbar	G	5-11	185	Jr.-1L	Fort Worth, Texas/Southwest Christian School/Dallas Baptist
20	Lamin Sabally	G	6-7	195	Fr.-HS	Berlin, Germany/Bella Vista [Ariz.] Prep
21	Jordan Ivy-Curry	G	6-2	175	So.-1L	La Marque, Texas/La Marque HS
22	Christian Tucker	G	6-3	170	Fr.-HS	Chandler, Ariz./Gilbert Perry HS
24	Jacob Germany	C	6-11	235	Jr.-2L	Kingston, Okla./Kingston HS
25	Adrian Rodriguez	F	6-7	245	R-Sr.-3L	Tulsa, Okla./Union HS
32	Isaiah Addo-Ankrah	G	6-6	200	So.-1L	Houston, Texas/Second Baptist HS

Head Coach: Steve Henson (Sixth season • Kansas State, 1990)
Associate Head Coach: Mike Peck (Sixth season • Northwood, 1993)
Assistant Coach: Scott Thompson (Sixth season • Mississippi, 2002)
Assistant Coach: Adam Hood (Sixth season • Air Force, 2008)
Director of Operations: Jeff Luster (Seventh season • Tabor College, 1996)
Athletic Trainer: Josh Modica (Ninth season • Missouri State, 2010)
Director of Basketball Performance: Christian Wood
 (Third season • Our Lady of the Lake University, 2017)
Graduate Assistant Manager: Joseph Klein (First season • Arizona, 2021)
Student Managers: Ethan Gager, Jordan Litofsky, Todd Torres

PRONUNCIATION GUIDE

2	Aleu (AHH-ley-you) Aleu (AHH-ley-you)
3	Dhieu (DILL) Deing (DING)
4	Artan (ARR-tin) Jabbar (JAH-bar)
5	Azavier (like A-Xavier) Johnson
10	Erik Czumbel (ZUM-bel)
11	Lachlan (LATCH-lan) Bofinger (BOFF-in-JER)
20	Lamin (LAY-men) Sabally (SAH-buh-lee)
32	Isaiah Addo-Ankra (AHH-do AN-krah)

SERIES HISTORY, LAST MEETING

• UTSA owns a 13-12 lead in the series with the Islanders and have won three straight meetings. In games played in San Antonio, UTSA sports an 8-5 lead in the series, with the last loss coming in 2015. In the last meeting in 2019 in San Antonio, Keaton Wallace poured in 31 points with seven rebounds, including a 15 of 15 showing at the free-throw line, the second-most made without a miss in program history. Jhivvan Jackson, Knox Hellums and Jacob Germany each had 12 points. Nolan Bertain led the Islanders with 18 points. UTSA shot 54.5 percent in the win, with TAMU-CC shooting at a 47.4 clip.

CHAMPIONSHIP GAME OF THE MTE

• UTSA (3-2) posted wins over Denver (78-64) and IUPUI (60-57) to open the tournament while Texas A&M-Corpus Christi (3-1) earned wins over IUPUI (65-59) and Denver (69-67). The Roadrunners opened up the week with a setback against Texas A&M-Commerce on Monday, with the Lions sinking a half-court shot at the buzzer to sink the Roadrunners in a game that was played to ensure equity in terms of games played in three days.
 • The Roadrunners are coming off a furious comeback win over the Jags on Wednesday that saw IUPUI own a 10-point lead with 6:44 left in the game. UTSA outscored IUPUI 16-3 to finish the game, including netting the final nine points – highlighted by Dhieu Deing's seven straight points, including the game-winning bucket – to secure the comeback win despite shooting just 33 percent as a team. UTSA held the Jags without a bucket for the final 2:44 on the clock.

LEADING THE RUNNERS

• UTSA has been led through five games in scoring by sophomore guard Jordan Ivy-Curry, who had a career-high 27 points in the win over Denver. Ivy-Curry averages 15.6 points and 2.2 rebounds per game, shooting 41.4 percent from deep. Deing averages 15 points and six rebounds per game, with a team-leading eight steals. Junior center Jacob Germany sports 13.4 points and 4.6 rebounds per game, while senior forward Cedrick Alley Jr., who had a double-double vs. Commerce and a career-high 14 rebounds vs. IUPUI, averages 7.8 points and 8.0 rebounds per game.
 • The Roadrunners have averaged 68.2 points per game in 2021, allowing 69.6 points per outing. UTSA has shot 38.2 percent from the field with foes shooting 47 percent. UTSA owns 38.8 rebounds, 11.8 assists, 6.8 steals and 2.4 blocks per game.

PLAYING FAST IN SEASON OPENER

• UTSA opened the season with a 97-66 win over Trinity [Texas] on Tuesday night at the Convocation Center.
 • UTSA was led by four players in double figures, including junior center Jacob Germany who had 24 points and three rebounds. Jordan Ivy-Curry (19), Darius McNeill (11), Dhieu Deing (13) each scored in double figures as UTSA shot 47.4 percent from the field, owning margins in fast-break points (32-11), points off turnovers (29-8), points in the paint (52-38) and second-chance points (18-6).



LAST TIME OUT

UTSA 60, IUPUI 57 // NOV. 17, 2021 // SAN ANTONIO, TEXAS // CONVOCATION CENTER

Score by Periods	1st	2nd	Total	GAME LEADERS	UTSA	IUPUI
IUPUI	33	24	57	Points	Deing - 20	Maxwell - 13
UTSA	28	32	60	Rebounds	Alley - 14	Maxwell - 10
				Assists	Ivy-Curry - 4	LaStrap - 4

SAN ANTONIO -- Dhiu Deing had a career-high 20 and Cedrick Alley Jr. grabbed a career-best 14 rebounds, leading UTSA men's basketball to a furious 60-57 comeback win that saw UTSA score the final nine points of the game, on Wednesday night at the Convocation Center.

UTSA (3-2) faced a 54-44 hole with 6:44 left in regulation before ripping off a 16-3 run to close the game, including scoring the final nine points to post a 60-57 win. The Roadrunners used seven points from Deing during the run and a pair of free throws from Alley to clinch the win. Deing scored 11 points over the 16-3 run to win the game, with Alley chipping in five points. UTSA's defense held IUPUI without a point for the final 2:49.

Deing had a career-high 20 points on 7 of 17 shooting, with five rebounds and three steals.

A native of Houston, Texas, Alley had eight points and a career-high 14 rebounds, handing out two assists with a steal in 30 minutes.

Junior center Jacob Germany had 15 points and four rebounds with a block and two assists in 25 minutes.

Jordan Ivy-Curry, a night after a 27-point outburst, had nine points and four assists.

RETURNING FROM THE 2020-21 ROSTER

- UTSA returns several key contributors from a 2020-21 team that went 15-11 and 9-7 in league play to finish seventh overall in the standings. The Roadrunners must replace the top two scorers in program history, guards Jhivvan Jackson and Keaton Wallace, but return four players who earned starts last year. Among the returnees, including junior center Jacob Germany, who averaged 10.3 points and 6.0 rebounds per game, starting 24 of 26 games. Senior forward Cedrick Alley Jr., a former Texas Mr. Basketball and transfer from Houston, started 16 of 24 games, averaging 6.3 points and 4.4 rebounds per game. Sophomore guard Jordan Ivy-Curry, a 2020-21 C-USA All-Freshman Team selection, averaged 7.2 points and 2.8 rebounds per game, while making starts in the final 11 games of the year, eight UTSA wins. Junior point guard Erik Czumbel made seven starts as a sophomore, with senior forward Phoenix Ford making a pair of starts in the post.
- The Roadrunners averaged 78.8 points per game in 2020-21, allowing 73.3 points. UTSA shot 44.7 percent and 33.4 percent from 3-point range, with a 76.1 percent clip from the free-throw line. Opponents shot 42.3 percent as a team and 33.8 percent from range. UTSA owned a 38.5 average in rebounds per game, with 6.2 steals and 3.2 blocks.

REPLACING HISTORY

- The major storyline for the Roadrunners in 2021-22 is how will UTSA replace the top two scorers in program history? Four-year starting guards Jhivvan Jackson and Keaton Wallace lit up scoreboards throughout their careers as explosive scoring dynamos. Jackson finished his career tops in program history and 52nd in college basketball history with 2,551 career points. Wallace checked in second in program history and 458th in NCAA history with 2,080 career points. The pair combined as the second-highest scoring duo from the same recruiting class in NCAA history, behind only Duke's Johnny Dawkins and Mark Alaire. For four seasons, UTSA's offense revolved around getting quality looks for the two best scorers in program history and with the pair off to professional basketball, UTSA will have a different look in 2021-22. The Roadrunners will utilize junior center Jacob Germany, an athletic two-year starter, 6-foot-2 scoring guard Jordan Ivy-Curry and senior Cedrick Alley Jr. as key elements in the offense. In addition, UTSA welcomes the addition of senior Darius McNeill, a former four-star recruit who set the Cal program record for freshman 3-pointers, before transferring to SMU last year.

THE GERM READY TO LEAD

- UTSA's returning leader is junior center Jacob Germany, a 6-foot-11 native of Kingston, Okla. A former four-star recruit, who at the time as the top recruit in program history, Germany has started 34 of 57 games in his two-year career. A remarkable athlete with the ability to jump out of the gym and who is also considered UTSA's fastest player from line-to-line, Germany has developed into a major post threat to score and has worked diligently at expanding his game as a shooter. After arriving to San Antonio with a projectable frame, Germany has solidified his 235-pound body to more adequately handle the rigors of post play in Conference USA. He averaged 10.3 points and 6.0 rebounds per game last year while playing 21.2 minutes per game. He finished with a 49.1 percent clip from the field overall with five double-doubles. He had a season-best 26 points and 12 rebounds against Florida Atlantic as a sophomore and went for 15 rebounds in a win at Old Dominion as a freshman.

HENSON IN SIXTH YEAR LEADING ROADRUNNERS

- The Roadrunners are led by sixth-year head coach Steve Henson, the 2017-18 Conference USA Coach of the Year.
- Henson, a former star player at Kansas State (1986-90), took over at UTSA for the 2015-16 season and has quickly transitioned the

UTSA'S RECORD ...

SITUATION	2021-22	HENSON ERA
Overall	3-2	82-81
at home	3-1	62-19
on the road	0-1	18-48
neutral site	0-0	4-14
overtime games	0-0	4-4
decided by 10 pts. or less	1-1	38-38
decided by 5 pts. or less	1-1	16-16
following a win	1-1	40-43
following a loss	1-0	41-36
in November	3-2	14-21
in December	0-0	18-13
in January	0-0	21-22
in February	0-0	19-14
in March	0-0	10-11
Sunday	0-0	7-3
Monday	0-1	2-5
Tuesday	2-0	4-4
Wednesday	1-0	9-10
Thursday	0-0	19-24
Friday	0-1	8-8
Saturday	0-0	33-27
leads at half	2-1	64-19
trails at half	1-1	14-58
tied at half	0-0	4-3
scores less than 60	0-1	0-5
scores 60-69	1-1	14-33
scores 70-79	1-0	24-22
scores 80-89	0-0	19-10
scores 90+	1-0	21-2
opp. scores less than 60	0-0	18-2
opp. scores 60-69	3-1	29-8
opp. scores 70-79	0-0	26-26
opp. scores 80-89	0-0	7-26
opp. scores 90+	0-1	1-16
outrebounds opponent	3-0	62-20
opponent outrebounds	1-1	19-52
rebounds are equal	0-0	2-7
shooting 50%+ FG	0-0	27-1
shooting less than 50% FG	3-2	55-79
opp. shooting 50%+ FG	0-1	3-26
opp. shooting less than 50% FG	3-1	77-55
shooting 40%+ FG	2-1	62-33
opp. shooting 40%+ FG	2-2	38-70
shooting less than 40% FG	1-1	15-48
opp. shooting less than 40% FG	1-0	41-6
more FTA than opponent	3-0	33-10
fewer FTA than opponent	0-2	36-66
equal FTA	0-0	4-4
more TO than opponent	0-1	30-38
fewer TO than opponent	3-1	46-35
equal TO	0-0	6-7
games decided by 1-3 pts.	1-1	11-12
games decided by 4-6 pts.	0-0	15-9
games decided by 7-10 pts.	0-0	13-21
games decided by 11+ pts.	2-1	42-38

Roadrunners in an up-tempo, high-scoring offensive unit.

- The native of Kansas took over at UTSA after five years as an assistant at Oklahoma for Lon Kruger. Henson was also on the staff with Kruger for seven seasons at UNLV after a season at South Florida and with the Atlanta Hawks.
- A member of the Kansas State Athletics Hall of Fame who led K-State to four straight NCAA Tournaments, Henson owns program records for assists, assists per game, free-throw percentage, minutes played, minutes per game, starts, consecutive games played and consecutive starts. He ranks among the program best in nine categories, including 3-point field goals and percentage, steals, free throws, scoring and assist to turnover ratio.
- A two-sport standout at K-State, he was a decathlete and placed third as a sophomore and junior at the Big Eight Championships.
- He was a second-round pick of the Milwaukee Bucks in the 1990 NBA Draft – going 44th overall – and played seven years in the NBA and two seasons in Italy and Greece.
- Henson is one of 21 coaches in the NCAA who played in the NBA.
- Henson earned Mr. Basketball honors while playing for his legendary father at McPherson High School.
- Henson has a knack for coaching elite scoring guards, including former Oklahoma standout Buddy Hield.

JUICE BACK FOR ENCORE

- A key returnee for the Roadrunners in 2021-22 is sophomore guard Jordan Ivy-Curry, who dons the nickname "Juice". A 2020-21 C-USA All-Freshman Team selection, Juice averaged 7.2 points and 2.8 rebounds per game last year, while shooting 47.8 percent from 3-point range in league games. After UTSA put Juice in the starting lineup for the final 11 games of the year, UTSA ripped off an 8-3 record. The 6-foot-2, 170 pound scoring dynamo, said he earned the nickname playing pickup basketball with older hoopers when he was young. His spark and energy, and ability to bring it against the older foes, earned him the nickname "Juice" by his opponents on the pickup court. Since gaining that nickname, Juice has lived up to it, scoring over 2,000 points at La Marque High School before coming to the Roadrunners. Despite playing in a backcourt with two of the top seven active scorers in college basketball and two of the top 15 in C-USA history, Ivy-Curry has shined.

RECRUITING SUCCESS

- UTSA has transformed the way the Roadrunners recruit under sixth-year head coach Steve Henson. Henson, along with assistant coaches Mike Peck, Adam Hood and Scott Thompson, have brought in four of the top five recruits in program history. The Roadrunners have three former four-star recruits on the roster in 2021-22, including junior center Jacob Germany, freshman 6-foot-9 forward Josh Farmer and former Cal/SMU transfer Darius McNeill.

WELCOME TO SAN ANTONIO, DARIUS

- UTSA's roster is buoyed by the addition of former four-star recruit, point guard Darius McNeill in 2021-22. McNeill, a former standout at Houston's Westfield High School, opened his career at Cal after receiving tons of recruiting interest. He set the Bears standard for freshman 3-pointers made, sinking 67 on 35.3 percent shooting. He averaged 11.3 points and 2.9 rebounds per game, with 2.2 assists per outing. McNeill started 30 of 32 games for the Bears as a freshman and had several breakout moments, including splashing a career-high 30 points with six assists vs. Cal State Fullerton in 2017-18. As a sophomore for the Bears, McNeill averaged 11.0 points and 1.4 rebounds per game, starting 28 of 31 outings, shooting 34.9 percent from range. After sitting out the 2019-20 season, McNeill went to SMU during the COVID-impacted 2020-21 campaign, making one start in 12 games, with 7.3 points and 2.6 rebounds per game. He had a 17 point outing at Temple on Dec. 30, and ent for 13 vs. Texas A&M-Corpus Christi and at Dayton.

DEING PLAYS FOR SOUTH SUDAN IN AFROBASKET

- UTSA junior guard Dhieu Deing played for South Sudan in the 2021 FIBA African National Basketball Championship Aug. 24-Sept. 5 in Rwanda.
- Deing will suit up for his home nation in the 30th edition of the continental competition. The South Sudan team, coached by former 10-year NBA veteran Royal Ivey, has opened training camp in advance of the competition.
- This is South Sudan's first qualification to an international basketball tournament after gaining independence in 2011 as Africa's youngest country.
- Sudan is slated in Group D with Senegal, Cameroon and Uganda, part of a 16-team field.
- Deing, a 6-foot-5, 175-pound guard, transferred to UTSA after spending the 2020-21 season at Dodge City Community College in Kansas. He spent his freshman year at NCAA Division II USC

Aiken in 2019-20 after completing his high school career as a two-time all-state honoree at High Point Central in High Point, N.C.

- Last year at Dodge City, Deing averaged 19.1 points and 4.7 rebounds per game, going for 20 or more points in 10 games. He had 30 or more in three games, including a season-high 34 points in early April. He shot 33.8 percent from 3-point range, 75.3 percent from the free-throw line and 39.1 percent from the field.

WALLACE PLAYS IN SUMMER LEAGUE, DRAFTED INTO G LEAGUE

- UTSA basketball great Keaton Wallace was picked in the second round with the ninth overall selection in the 2021 NBA G League Draft by the Wisconsin Herd and traded to the Los Angeles Clippers affiliate.
- Wallace, a native of Dallas, Texas, played the 2021 NBA Summer League with the Memphis Grizzlies, where he had several breakout moments, including exploding for a team-high 20 points in his summer league debut against the Utah Jazz summer league roster.
- A 6-foot-3 guard who prepped at Richardson High School, Wallace exited his career at UTSA as the second all-time leading scorer in program history, netting 2,080 points in his career. He totaled the sixth-most points in Conference USA history and his total ranked 428th in NCAA basketball history. A four-time All-Conference USA selection, Wallace averaged 11.4 points and 3.1 rebounds per game during an all-freshman team campaign in 2017-18, before going for 20.2 points and 5.0 rebounds per game as a sophomore. He went for 18.8 points and 4.5 rebounds per game as a junior before averaging 16.8 points and 5.5 rebounds, with a career-best 3.4 assists per game in 2020-21.
- He ranks among the UTSA all-time leaders in points, ranking seventh in scoring average (16.8), third in games played (125), four in starts (109), third in free-throw percentage (80.6), seventh in free-throws made (304), second in field goal (715), ninth in rebounds (554) and sixth in assists (355).
- Combining with backcourt mate Jhivvan Jackson, the pair formed the second-highest scoring duo of any single recruiting class in NCAA history, behind only Duke's Johnny Dawkins and Mark Alarie in 1982-83. He was a two-time NABC All-District selection and a five-time C-USA Player of the Week, including when he poured in a career-best 45 points in a win at Marshall as a sophomore.

CEDRICK ALLEY A DEFENSIVE STOPPER

- Senior forward Cedrick Alley Jr. has developed a reputation throughout his career as a defensive stopper. A solidly built 6-foot-6, Alley opened his first three years as a former Texas Mr. Basketball at Houston. He was a weapon for the Cougs in 2018-19, starting 16 of 37 games played, averaging 4.6 points and 2.9 rebounds per game, connecting on 31 3-points. After playing in 23 games off the bench in 2019-20, Alley transferred to UTSA for the 2020-21 season. He started 16 games and played in 24, with 6.3 points and 4.4 rebounds per game, shooting 34 percent from range and 41.7 percent from the field. He took on prime defensive assignments throughout the year on the best opposing post players, locking up standout players including UTEP's Bryson Williams and WKU's Charles Basse. As a senior in 2021-22, Alley has been rewarded with a "black shirt" during practice, signifying a player who is displaying the proper attention and intensity on the defensive end. He has stated throughout preseason that his top goal is to win C-USA Defensive Player of the Year honors and matchup nightly against the best player on the opposition.

ITALIAN CONNECTION

- For each year of the Coach Steve Henson era, UTSA has had an Italian point guard in the mix. For three years, 6-foot-3 guard Giovanni de Nicolao led the team, nightly setting up scoring guards Jhivvan Jackson and Keaton Wallace, and helping pace the defensive sets for an offensively inclined team. After graduating and moving on to professional basketball in Italy, UTSA turned to Verona, Italy, native Erik Czumbel to run the point for much of his first two years on campus. A 6-3 point guard, Czumbel has started 31 games over two seasons. A defensively focused guard, Czumbel has found his 3-point stroke throughout his career, hitting on 37.3 percent of his 3-point attempts, including a 38.5 percent clip in 2020-21.

THE AMERICAN COMES CALLING

- UTSA is in the midst of the most exciting time in its athletic history during the fall of 2021. The Roadrunners football team has broke into the top-25 for the first time in their 11-year history, sporting an 8-0 record heading into a matchup at UTEP on Nov. 6. UTSA has also announced that it will officially transition into The American Conference in the coming years after functioning as a member of Conference USA since 2014.

“We are thrilled to be joining The American Conference. Our growth as a university and athletics program has been exciting to be involved in and this is one of the most important days in UTSA history,” UTSA head coach Steve Henson said on the day of the announcement. “The American is one of the top basketball conferences in the nation, consistently putting multiple teams into the NCAA Tournament, and we will be honored to have the opportunity to compete in such a basketball-rich league. This is a tremendous opportunity to elevate our brand as a university and provide great opportunities for our student-athletes. We want to thank Dr. Campos and Commissioner Aresco for their vision for the future of our conference and university.”

NEW RACE BUILDING

The Roadrunners moved into a \$45.4 million facility in the fall of 2021, which includes among others, an academic center, practice fields, sports medicine and strength and conditioning centers, meeting rooms, student-athlete lounges and coaching and staff offices. The basketball staff has taken over the former football building and construction is underway on a new practice court for the facility and a renovated office space for Coach Steve Henson and the staff. It marks a big moment for UTSA athletics, which has been around just since 1981 and has only been playing football since 2011, with the university celebrating a 50th anniversary in 2019-20.

AUSTRALIAN BRUISER

The Roadrunners return a sophomore bruiser in the post in 6-foot-6, 220-pound Lachlan Bofinger. A native of Sydney, Australia, who prepped at Montverde Academy in Florida, Bofinger adapted well to collegiate basketball in 2020-21 and has taken steps to improve his skill level entering an encore season. A dedicated force in the weight room, Bofinger has the ability to jump out of the gym and has developed a soft shooting touch in the offseason.

SCHEDULE FEATURES 18 GAMES AT THE CONVO

UTSA will play an 18-game home schedule, featuring nine conference games and nine non-conference matchups at the Convocation Center. UTSA's complete schedule is a 31-game slate, with 18 games in league play.

“Our nonconference schedule, which includes competitive programs from the Big 12, Horizon League, Missouri Valley and WAC, will give us a good opportunity to prepare for the rigors of the C-USA season,” Henson said. “One of our goals this year was to create more opportunities to play games in front of our fans in San Antonio and this will mark the most non-conference home games we’ve had in our time here. We are grateful to our stakeholders for their hard work, creativity and generosity in allowing us the opportunity to play more at the Convocation Center as we gear up for league play. We’re excited to get this team out on the court and continue to progress towards our goals.”

UP-TEMPO STYLE

A hallmark of Coach Steve Henson's philosophy in building a program is the ability to play a fast-tempo style. The Roadrunners have ranked among the NCAA's top teams for the last four years in pace of play, including checking in 37th in adjusted tempo in 2020-21 according to KenPom rankings. UTSA ranked among the top in college basketball and consistently second or third in Conference USA in pace of play, allowing its student-athletes to play with a free style and showcase their talents to run the floor and shoot 3-pointers.

CHRISTIAN WOOD MAKING AN IMPACT

A major impact on the UTSA basketball program has been third-year strength and conditioning coach Christian Wood. Wood, a former basketball standout at Our Lady of the Lake and one-time football athlete at UTSA has been named UTSA's Director of Basketball Performance before the 2021-22 season, focusing specifically on the Roadrunners basketball program. He has helped several athletes transform their frames, including center Jacob Germany, who has been a 235-pound force in the post, sophomore Lachlan Bofinger, a 220-pound Australian bruiser, senior forward Phoenix Ford, a 225 pound post weapon and Cedrick Alley Jr.

UTSA TO HOST NCAA REGIONAL IN 2021-22

UTSA will host an NCAA South Regional March 24-26 at the AT&T Center in San Antonio. This comes a year after the Roadrunners served as the host institution for all 64 teams in the women's championship in San Antonio, with the entirety of the tournament moved to the Alamo City for COVID precautions.

LONE-STAR IMPACT

UTSA is proud of its Texas roots and that shows in the makeup of the roster. The Roadrunners

boast seven members of the 2021-22 roster who hail from Texas, including Isaiah Addo-Ankrah (Houston), Aleu Aleu (Austin), Josh Farmer (Houston), Cedrick Alley Jr. (Houston), Jordan Ivy-Curry (La Marque), Artan Jabbar (Fort Worth) and Darius McNeill (Houston) each count Texas as their home state.

RODRIGUEZ TO RETIRE FROM BASKETBALL

UTSA men's basketball fifth-year senior forward Adrian Rodriguez has elected to retire from basketball for medical reasons.

“Today is a hard day as I'm announcing that I am completing my career as a Roadrunner due to medical reasons,” Rodriguez said. “I want to thank God for giving me the opportunity to play the game that I love for as long as I have. Without Him none of this would have been possible. I want to give a huge thank you to the Roadrunner Nation for the constant support throughout the years and hope you all have enjoyed it as much as I have. I have made so many life-long friendships throughout my time in a UTSA jersey. I have created amazing relationships with the coaches and staff. It gives me great comfort that I can call on them for anything. All the relationships I have created have only grown stronger through the good times and the bad. These past few years have taught me a lot about myself. During my time with Coach Henson, I have grown not only as a basketball player, but as a man and for that I am eternally grateful. Birds Up!”

Rodriguez, a native of Tulsa, Okla., has battled injuries throughout his career as a Roadrunner. He suffered a season-ending injury in the season opener of his true freshman season on Nov. 12, 2017, a game that saw him opened his career with 10 points and eight rebounds in 14 minutes. He battled back to return to the court for the 2018-19 season, playing in 29 of UTSA's 32 games.

“Adrian means so much to this program,” UTSA head coach Steve Henson said. “He has been so vital to this program and the campus community since arriving here from Tulsa. His work ethic, positive attitude and passion for his school and teammates has been inspirational. After suffering an injury in his first collegiate game, Adrian worked daily at rehab in an effort to be the best teammate he can be and only through his hard work he was able to come back and become a key part of our roster for the last three years. His energy and positivity has been infectious and he has always been there for his teammates. It was a joy to coach him and I will always be in his corner. We know that Adrian is going to be successful in his next stage of life and that he will always be a Roadrunner.”

STEVE HENSON VS. OPPONENTS

OPPONENT	HENSON
Arkansas	0-1
Bethany, KS	2-0
Bradley	0-1
Charlotte	3-1
Coastal Carolina	0-1
Denver	1-0
East Central	1-0
FIU	5-4
Florida Atlantic	4-7
FGCU	1-0
Fresno State	0-1
Houston Baptist	2-0
Illinois-Chicago	0-1
Illinois State	1-0
IUPUI	1-0
James Madison	1-0
Lamar	2-1
Louisiana Tech	3-7
Marshall	3-4
Middle Tennessee	1-5
Nebraska	0-1
North Texas	2-6
Oklahoma	0-5
Oklahoma State	0-1
Old Dominion	3-4
Oregon State	0-3
Ottawa, AZ	1-0
Our Lady of the Lake	2-0
Prairie View A&M	1-1
Rice	5-3
Sam Houston State	0-1
Southeastern Oklahoma State	1-0
Southwestern Adventist	1-0
Southern Miss	6-5
St. Edward's	0-1
South Dakota State	0-1
Sul Ross State	1-0
Texas A&M-Commerce	0-1
Texas A&M Corpus Christi	3-1
Texas State	3-1
Texas Tech	0-1
Tulsa	0-1
Trinity	1-0
UAB	5-6
UC Irvine	0-1
Utah State	0-1
Utah valley	1-2
UT Permian Basin	1-0
UTEP	9-4
UTRGV	0-1
Western Kentucky	3-5



WIN THE BOARDS, WIN THE GAME

- A hallmark of UTSA head coach Steve Henson's system is the ability to win the battle of the boards. Over his career, UTSA is 62-20 - and went 12-2 in 2020-21 - when winning the rebounding battle. Last year, UTSA ranked No. 38 in the NCAA in rebounds per game and second in the league.

DEFENDING HOME COURT

- Under head coach Steve Henson, UTSA has posted a 62-20 record at the Convocation Center. The Roadrunners went 11-3 at home in 2016-17, 12-4 in 2017-18, 11-4 in 2018-19, 10-5 in 2019-20 and 12-2 in 2020-21.
- Prior to the Henson era, UTSA last posted consecutive 11-win home campaigns when the program went 11-3 in 2008-09, 2009-10 and 2010-11 as members of the Southland Conference.
- The 1991-92 team was the last Roadrunners squad to win more than 12 games at home, finishing 14-1.

PECK TO PARTICIPATE IN NEXT UP HEAD COACHES TRAINING INITIATIVE

- UTSA men's basketball associate head coach Mike Peck has been selected as one of 12 participants around collegiate men's and women's basketball for the "Next Up" Head Coaches Training Initiative, announced by The Rising Coaches Diversity, Equity and Inclusion (DEI) Alliance.
- Peck, in his sixth year as UTSA's associate head coach, is a member of the Asian Coaches Association, which is one of 12 organizations that make up the DEI Alliance. The member organizations each nominated two coaches – who are each poised to become head coaches – to represent their groups in the Next Up Initiative. Of the nominees, 12 coaches were selected by a DEI committee to participate in the Next Up Training Initiative in late October.
- Peck, who is charged with assisting in all aspects of the management of the Roadrunner program, works directly as UTSA's guard player development coach, a role that helped in the careers of standouts Jhivvan Jackson and Keaton Wallace. The guard duo became the top two scorers in program history, also ranking as the second-highest scoring pair from any single recruiting class in NCAA history.
- Peck joined the Roadrunners alongside sixth-year head coach Steve Henson in 2016-17 after a diverse coaching resume accrued at all levels of basketball. He spent five years as the head coach at prep powerhouse Findlay Prep in Henderson, Nev., posting a combined 157-8 (.950) record as the winningest head coach in program history, including a perfect 33-0 season in 2009 and three ESPN National High School Championships (2009, 2010, 2012) and a national runner-up finish (2008). He then served as the head coach of the NBA D-League's Idaho Stampede, an affiliate of the Portland Trail Blazers, from 2012-14. He also served as an assistant coach at Santa Clara (2015-16), UNLV (2003-06), Saginaw Valley State (1998-03) and Northwood University (1997-98).
- The workshop will be led by founder and CEO of Renaissance Search and Consulting, Herb Courtney, who has led a number of national collegiate head coaching searches. The inaugural Next Up Initiative in 2020 was led by Katy Young Staudt of Turnkey Search.
- The mission of the DEI Alliance is to use its platform as leaders in sports to impact change in the profession and their communities.

HENSON ONE OF 24 FORMER NBA PLAYERS COACHING IN NCAA

- UTSA fifth-year head coach Steve Henson is one of 24 former NBA players to ascend to head coaching jobs during the 2021-22 season and is the only coach in Conference USA with NBA playing experience.
- Henson played nine years professionally, including time with the Milwaukee Bucks (1990-92), Atlanta Hawks (1992-93), Charlotte Hornets (1993), Portland Trailblazers (1994-95) and Detroit Pistons (1998-99).
- A Kansas State Athletics Hall of Famer as a two-sport athlete with the Wildcats, Henson was the 44th overall selection in the 1990 NBA Draft by the Bucks.
- Henson was a four-year starting point guard at Kansas State from 1986-90. He earned All-Big Eight Conference honors as a junior and senior and also was named an honorable mention All-American and team captain during each of his final two seasons. He was the first player in school history to play in four consecutive NCAA Tournaments and as a sophomore in 1987-88, he helped guide the Wildcats to a 25-9 record and a spot in the Elite Eight.
- Henson led Kansas State in scoring his final two years by averaging 18.5 points per game as a junior and 17.4 points per game as a senior. He holds three of the top four single-season free throw percentages in school history, including an NCAA-leading .925 mark as a sophomore, while he finished second in the country as a junior (.920).
- He still holds all-time program records for assists (582), assists per game (4.58), free-throw

percentage (.900), minutes played (4,474), minutes per game (35.2), starts (118), consecutive games played (127) and consecutive starts (118). Henson ranks among the best in school annals in nine other categories, including 3-point field goals (240/2nd), 3-point field goal percentage (.447/2nd), steals (190/2nd), 3-point field goal attempts (537/3rd), free throws (361/4th), assist-to-turnover ratio (1.98/4th), scoring (1,655/6th), games played (127/7th) and field goals (527/7th).

Former NBA Players as Head Coaches in NCAA

- Steve Alford, Nevada
- Speedy Claxton, Hofstra
- Hubert Davis, North Carolina
- Johnny Dawkins, Central Florida
- Juan Dixon, Coppin State
- Bryce Drew, Grand Canyon
- Kim English, George Mason
- Patrick Ewing, Georgetown
- Penny Hardaway, Memphis
- Steve Henson, Texas-San Antonio
- Fred Hoiberg, Nebraska
- Juwan Howard, Michigan
- Lindsey Hunter, Mississippi Valley State
- Bobby Hurley, Arizona State
- Mark Madsen, Utah Valley State
- Cuonzo Martin, Missouri
- Aaron McKie, Temple
- Fran O'Hanlon, Lafayette (ABA)
- Lorenzo Romar, Pepperdine
- Jerry Stackhouse, Vanderbilt
- Reggie Theus, Bethune-Cookman
- Darrell Walker, Little Rock
- Mo Williams, Alabama State
- Mike Woodson, Indiana

HENSON ERA NON-CONFERENCE BREAKDOWN

	2016-17	2017-18	2018-19	2019-20	2020-21
W-L	^5-8	@7-6	\$6-7	~6-7	*4-3
Scoring	66.8	87.2	74.8	77.7	81.3
FG%	39.2	44.8	42.1	42.2	43.5
3-point FG%	29.8	37.5	31.9	34.4	27.7
Opp. FG%	41.2	41.5	42.8	44.1	39.9
Opp. 3-point FG%	31.9	36.0	34.0	32.3	34.3
Rebounds	41.2	40.5	38.7	40.3	44.3
Assists	11.3	16.4	11.2	13.8	15.0
Turnovers	15.0	12.6	14.3	13.5	14.1
Steals	5.8	7.3	7.7	6.8	6.6
Blocks	2.1	3.5	2.2	3.4	4.3
Leading Scorer	Beverly (15.2) Jackson (17.0) Jackson (20.9) Jackson (26.2) Jackson (17.0)				

^: losses at Fresno State, Oregon State, Texas Tech

@: losses at Tulsa, Oklahoma, Nebraska

\$: losses vs. Oklahoma, at Oklahoma State, vs. Arkansas

~: losses at #17/19 Utah State, Oklahoma, vs. Oregon State

*: losses at Oregon State, Oklahoma

UTSA IN NCAA RANKINGS

final 2020-21

Category	NCAA Rank	C-USA Rank	Value
3-pt Field Goal Attempts	62	4	625
Assist Turnover Ratio	41	2	1.27
Assists Per Game	73	4	14.7
Blocked Shots Per Game	161	6	3.2
Defensive Rebounds per Game	65	6	29.9
Fewest Fouls	276	13	475
Fewest Turnovers	134	4	302
Field-Goal Percentage	124	7	44.7
Field-Goal Percentage Defense	121	7	42.3
Free Throw Attempts	212	10	401
Free Throws Made	167	8	305
Free-Throw Percentage	34	2	76.1
Offensive Rebounds Per Game	57	2	11.58
Personal Fouls Per Game	248	14	18.3
Rebound Margin	123	7	1.9
Scoring Defense	254	12	73.3
Scoring Margin	85	6	5.5
Scoring Offense	32	2	78.8
Steals Per Game	197	11	6.2
Three Pt FG Defense	184	7	33.8
Three-Point Field Goals Per Game	103	5	8.0
Three-Point Field-Goal Percentage	181	8	33.4
Total 3-point FGM	80	6	209
Total Assists	69	5	383
Total Blocks	124	7	83
Total Rebounds	64	4	1,001
Total Rebounds Per Game	38	2	38.5
Total Steals	140	10	161
Turnover Margin	57	3	2.3
Turnovers Forced	116	6	13.88
Turnovers Per Game	65	3	11.6
Won-Lost Percentage	127	7	57.7

UTSA INDIVIDUAL MISCELLANEOUS STATISTICS

DOUBLE FIGURE SCORING GAMES

Player	18-19	19-20	20-21	21-22	Total
Addo-Ankrah	x	x	-	0	0
Aleu	x	x	x	-	0
Alley Jr.	x	x	4	1	5
Bofinger	x	x	1	0	1
Czumbel	x	4	2	0	6
Deing	x	x	x	4	4
Farmer	x	x	x	0	0
Ford	x	0	0	0	0
Germany	x	6	12	3	21
Ivy-Curry	x	x	6	3	9
Jabbar	x	x	x	0	0
Johnson	x	x	x	-	0
McNeill	x	x	x	1	1
Sabally	x	x	x	0	0
Tucker	x	x	x	-	0

20-POINT + SCORING GAMES

Player	18-19	19-20	20-21	21-22	Total
Addo-Ankrah	x	x	0	0	0
Aleu	x	x	x	-	0
Alley Jr.	x	x	0	0	0
Bofinger	x	x	0	0	0
Czumbel	x	0	0	0	0
Deing	x	x	x	1	1
Farmer	x	x	x	0	0
Ford	x	--	0	0	0
Germany	x	0	1	1	2
Ivy-Curry	x	x	0	1	1
Jabbar	x	x	0	0	0
Johnson	x	x	x	-	0
McNeill	x	x	x	0	0
Sabally	x	x	x	0	0
Tucker	x	x	x	0	9

DOUBLE FIGURE REBOUNDING GAMES

Player	18-19	19-20	20-21	21-22	Total
Addo-Ankrah	x	x	0	0	0
Aleu	x	x	x	-	0
Alley Jr.	x	x	0	2	2
Bofinger	x	x	1	1	2
Czumbel	x	0	0	0	0
Deing	x	x	x	0	0
Farmer	x	x	x	0	0
Ford	x	0	0	0	0
Germany	x	2	5	0	7
Ivy-Curry	x	x	0	0	0
Jabbar	x	x	0	0	0
Johnson	x	x	x	-	0
McNeill	x	x	x	0	0
Sabally	x	x	x	0	0
Tucker	x	x	x	-	0

DOUBLE-DOUBLES

Player	18-19	19-20	20-21	21-22	Total
Addo-Ankrah	x	x	0	0	0
Aleu	x	x	x	-	0
Alley Jr.	x	x	0	1	1
Bofinger	x	x	1	-	1
Czumbel	x	0	0	-	0
Deing	x	x	x	0	0
Farmer	x	x	x	0	0
Ford	x	0	0	0	0
Germany	x	1	5	-	6
Ivy-Curry	x	x	0	-	0
Jabbar	x	x	0	0	0
Johnson	x	x	x	-	0
McNeill	x	x	x	0	0
Sabally	x	x	x	0	0
Tucker	x	x	x	-	0

UTSA SINGLE-GAME RECORDS

POINTS

52 by Roderic Hall vs. Maine (12/6/97)

FIELD GOALS MADE

22 by Derrick Gervin vs. Baylor (1/2/85)

FIELD GOALS ATTEMPTED

33 by Jhivvan Jackson at ODU (2/6/20)

HIGHEST FIELD GOAL PERCENTAGE (min. 10 att.)

92.0% (12-13) by Leon Watson vs. Texas College (11/22/98)

FREE THROWS MADE

20 by McEverett Powers vs. Texas-Arlington (1/24/02)

FREE THROWS ATTEMPTED

26 by McEverett Powers vs. Texas-Arlington (1/24/02)

FREE THROW PERCENTAGE (min. 10 att.)

100% (15-15) by Keaton Wallace vs. TAMU-CC (12/3/19)

100% (14-14) by Afis Olajuwon vs. Sam Houston St. (1/9/93)

100% (13-13) by Keon Lewis vs. Texas A&M-Corpus Christi (11/23/13)

100% (12-12) by Keon Lewis vs. UTPA (12/7/13)

100% (12-12) by Jhivvan Jackson vs. Illinois State (12/21/19)

100% (12-12) by Jhivvan Jackson vs. UTEP (1/18/20)

100% (11-11) by Devin Gibson vs. Samford (12/20/10)

100% (10-10) by Jeff Beverly vs. Texas State (11/25/16)

100% (10-10) by Steve Meyer vs. UTPA (12/9/97)

100% (10-10) by Travis Gabbidon vs. Colgate (1/2/09)

100% (10-10) by Omar Johnson vs. Central Arkansas (2/11/09)

REBOUNDS

25 by Lennell Moore vs. Centenary (1/5/87)

3-POINT FGS MADE

10 by J.R. Harris at UAB (1/7/16)

3-POINT FGS ATTEMPTED

17 by Marlon Anderson vs. Colorado (12/22/95)

ASSISTS

14 by Issy Washington vs. Jarvis Christian (11/29/86)

STEALS

8 by Taju Olajuwon vs. Samford (1/19/91)

8 by Kurt Attaway vs. Southeastern Louisiana (3/5/04)

BLOCKED SHOTS

6 by Tom Oswald vs. UL Monroe (1/20/96)

TURNOVERS

12 by Andrew Francis vs. Northwestern St. (1/13/07)

12 by Devin Gibson vs. Arkansas (12/12/07)

MISCELLANEOUS STATISTICS

Current Streak	Won 2
Current Home Streak	Won 2
Current Road/Neutral Streak	Lost 2
Last Win	Nov. 17, 2021 vs. IUPUI (60-57)
Last Home Win	Nov. 17, 2021 vs. IUPUI (60-57)
Last Road Win	Feb. 6, 2021 at FIU (90-47)
Last Neutral Win	March 10, 2020 vs. CLT (72-62)
Last Loss	Nov. 15, 2021 vs. Texas A&M-Commerce (65-62)
Last Home Loss	Nov. 15, 2021 vs. Texas A&M-Commerce (65-62)
Last Road Loss	Nov. 12, 2021 at Oklahoma (96-44)
Last Neutral Loss	March 11, 2021 vs. WKU (80-67)

2021-22 RECORD BY STARTING LINEUP

Alley, Deing, Germany, Ivy-Curry, McNeill3-2

LEADING THE TEAM

- Following is the number of times a player led UTSA in scoring, rebounding, assists and steals.
- If two or more players tied for the team lead, all were credited for that game:

Player	Pts.	Reb.	Ast.	Stl.
Isiah Addo-Ankrah	0	0	0	0
Aleu Aleu	0	1	0	0
Cedrick Alley Jr.	0	2	0	2
Lachlan Bofinger	0	1	0	0
Erik Czumbel	0	0	2	1
Dhieu Deing	3	0	0	2
Josh Farmer	0	1	0	1
Phoenix Ford	0	0	0	0
Jacob Germany	1	0	1	0
Jordan Ivy-Curry	1	0	2	2
Artan Jabbar	0	0	0	0
Azavier Johnson	0	0	0	0
Darius McNeill	0	0	1	1
Lamin Sabally	0	0	0	0
Christian Tucker	0	0	0	0

UTSA SPECIALTY STATISTICS

OPPONENT	POINTS VIA						LEADS	W-L, SCORE	LEADS OVERCOME
	T/O	2ND CH	PAINT	FASTB	BENCH	TIES			
Trinity	8	18	52	32	24	2	5	W, 97-66	trailed 7 - 1st - 13:55
at Oklahoma	6	8	10	4	10	1	1	L, 44-96	lost 2 - 1st - 17:02
Texas A&M-Commerce	16	11	34	12	9	6	6	L, 62-65	lost - 7 - 2nd - 14:27
Denver	9	8	36	12	8	1	1	W, 78-64	trailed by 7 - 1st - 11:48
IUPUI	13	14	24	10	5	1	2	W, 60-57	trailed by 10 - 2nd - 6:44

GAME MARGINS

	1	2	3	4	5	6	7	8	9	10	11	12	13	14	15+
Wins by	-	-	1	-	-	-	-	-	-	-	-	-	-	1	1
Losses by	-	-	1	-	-	-	-	-	-	-	-	-	-	-	1

UTSA IN GAMES DECIDED BY

1-5 points	1-1	11-19 points	1-0
6-10 points	0-0	20 or more	1-1

UTSA TOP INDIVIDUAL PERFORMANCES

POINTS 27, Jordan Ivy-Curry vs. Denver (11/16/21)

REBOUNDS 14, Cedrick Alley Jr. vs. IUPUI (11/17/21)

ASSISTS 6, Darius McNeill vs. Trinity (11/9/21)

STEALS 3, 4 times

BLOCKS 2 with 2



STEVE HENSON

Kansas State, 1990 | Sixth Season @ UTSA & Overall
82-81 career record | 61-19 Home

PERSONAL DATA

Birthplace:
Junction City, Kan.
Wife: Cindy
Sons: Quinton, Pearson

2021-22

- Led UTSA to a 15-11 record and a 9-7 mark in Conference USA.
- Opened the year 5-8 but finished with a fury 10-3 record.
- After inserting Jordan Ivy-Curry into the starting lineup, UTSA went 8-2.
- Jhivvan Jackson and Keaton Wallace finished their careers as two of the top scorers in college basketball history, ranking 1-2 in UTSA history. The pair finished their careers as the second-highest scoring duo among a single recruiting class in NCAA history.
- Jackson finished his career as the 52nd highest scorer in NCAA history, winning three straight C-USA scoring crowns. Wallace ranked among the NCAA's top 475 all-time scorers.
- Ivy-Curry finished his season as a selection for the C-USA All-Freshman Team.

2019-20

- Roadrunners finished the year 13-19 and 7-11 in Conference USA, earning a berth in the league tournament.
- Team was paced by the nation's No. 2 leading scorer, Jackson, who shattered UTSA and C-USA single-season scoring average records with 26.8 points per game.
- Jackson broke the UTSA career and season scoring, and career and season field goals and 3-pointers made records during his junior season.
- Wallace combined with Jackson to average 45.6 points per game, the third-highest scoring duo in the nation and the tops among NCAA backcourts for the second consecutive year. The pair earned All-Conference USA honors.
- Senior forward Byron Frohnen - Henson's first signee after taking the job in 2016 - broke the UTSA career rebounding, games started and games played record, while starting 132 consecutive games over his four-year career.

2018-19

- Led UTSA to a second-place finish in Conference USA.
- Jackson and Wallace combined to lead the nation's backcourts in scoring average (43.1 points per game).
- Jackson won the C-USA scoring crown, with the duo named all-district by the NABC.
- Helped the Roadrunners move into the top pod of C-USA's inaugural bonus play.

2017-18

2017-18 CONFERENCE USA COACH OF THE YEAR

- Guided UTSA to an 20-15 overall record -- the program's most wins since 2010-11.
- Led UTSA to the CollegeInsider.com Postseason Tournament (CIT), which was UTSA's first postseason appearance since the 2011 NCAA Tournament.
- CIT first round win was the second postseason victory in program and UTSA athletics history.
- Won an opening round C-USA tournament game for second consecutive season -- UTSA's only two C-USA tourney wins since joining the conference.
- 11 Conference USA wins was the most by the Roadrunners since joining C-USA.
- Plus-six win improvement over last season after a plus-nine win improvement in year one.
- Developed Conference USA Freshman of the Year Jhivvan Jackson and Conference USA Sixth Player of the Year Deon Lyle. Jackson was also a second team All-Conference USA and All-Freshman Team selection. Keaton Wallace was an All-Freshman Team honoree.
- Led the Roadrunners to the No. 5 seed in the Conference USA Championship after being selected ninth in the preseason poll.
- Posted an 11-3 home record and won five C-USA road games.
- UTSA broke school record for 3-pointers in a season with 353.
- Led UTSA to a top-200 RPI ranking.
- Has recruited and coached four of UTSA's top 10 freshman scorers, including Jackson (record holder) and Wallace (fourth).

COACHING EXPERIENCE

2016-Present: Head Coach, UTSA
2011-16: Assistant Coach, Oklahoma
2004-11: Assistant Coach, UNLV
2003-04: Assistant Coach, South Florida
2002-03: Assistant Coach, Atlanta Hawks
2001-02: Advance Scout, Atlanta Hawks
1999-2000: Assistant Coach, Illinois

PLAYING EXPERIENCE

Professional
1999: Scavolini Pesaro (Italy)
1999: Detroit Pistons
1998-99: Panionios (Greece)
1998: Detroit Pistons
1997-98: Grand Rapids Hoops (CBA)
1995-97: Virtus Roma (Italy)
1994-95: Portland Trail Blazers
1994: Mexico City Aztecas (CBA)
1994: Fargo-Moorhead Fever (CBA)
1993-94: Rapid City Thrillers (CBA)
1993: Charlotte Hornets
1992-93: Atlanta Hawks
1992: La Crosse Catbirds (CBA)
1990-92: Milwaukee Bucks
Collegiate
1986-90: Kansas State
High School
1982-86: McPherson [Kan.] High School



THE LAST TIME ...

TEAM

Played a ranked team

vs. #25 Middle Tennessee (L, 86-70) (03/09/17)

Beat a ranked team

at #13 Arizona State (W, 87-85) (12/18/94)

Lost to a ranked team at home

vs. #18 Arkansas (L, 42-71) (11/30/81)

Lost to a ranked team on road

at #17 Utah State (L, 50-82) (11/19/19)

Lost to a ranked team at neutral site

vs. #25 Middle Tennessee (L, 86-70) (03/09/17)

Played an overtime game

vs. WKU (L, 73-77) (2/15/20)

Played a double-overtime game

at Charlotte (L, 108-114) (02/25/16)

Scored 130+ points

UTSA: 136 vs. East Central (W, 136-68) (11/22/08)

Opp: N/A

Scored 120+ points

UTSA: 123 vs. SW Adventist (W, 123-43) (3/4/21)

Opp: 121 vs. Centenary (L, 116-121) (1/4/90)

Scored 110+ points

UTSA: 116 at Marshall (W, 116-106) (2/2/19)

Opp: 114 at Charlotte (L, 108-114) (02/25/16)

Scored 100+ points

UTSA: 102 vs. Our Lady of the Lake (W, 102-70) (12/20/20)

Opp: 105, Oklahoma (L, 105-66) (12/3/20)

Scored 90+ points

UTSA: 97, vs. Trinity (W, 97-66) (11/9/21)

Opp: 96, Oklahoma (L, 96-44) (11/12/21)

Scored less than 50 points

UTSA: 44, at Oklahoma (11/12/21)

Opp: 47, FIU (2/6/21)

Shot 70+ percent from field

UTSA: N/A

Opp: 70.0% (42-60), UAB (1/07/16)

Shot 60+ percent from field

UTSA: 64.6% (51-79), vs. SW Adventist (3/4/21)

Opp: 60.0 (36-60), S. Dakota State (11/20/18)

Shot 50+ percent from field

UTSA: 57.6% (38-66), vs. UAB (1/27/21)

Opp: 58.2% (39-67), Oklahoma (11/12/21)

Shot less than 40 percent from field

UTSA: 33.3% (21-63), vs. IUPUI (11/17/21)

Opp: 37.3% (22-59), Denver (11/16/21)

Shot less than 30 percent from field

UTSA: 29.5% (18-61), at UTEP (1/30/21)

Opp: 28.8% (23-80), OLLU (12/28/19)

Shot less than 25 percent from field

UTSA: 22.7% (15-66), at Oklahoma (11/12/21)

Opp: 23.8% (15-63), Jarvis Christian (1/25/12)

Did not make a 3-pointer

UTSA: vs. Texas (1/05/94)

Opp: at Nicholls (1/14/09)

Won by 20+ points

UTSA: (31) (97-66), vs. Trinity (11/9/21)

Opp: (25) (84-59), ODU (3/4/20)

Won by 30+ points

UTSA: (43) (90-47), at FIU (2/6/21)

Opp: (39) 105-66, Oklahoma (12/3/20)

Won by 40+ points

UTSA: (43) (90-47), at FIU (2/6/21)

Opp: (66) 50-116 at Texas (12/08/15)

Won by 50+ points

UTSA: (61) 125-64 vs. Ottawa (11/30/17)

Opp: (52) 96-44, Oklahoma (11/12/21)

Won by 60+ points

UTSA: (80) 123-43 vs. SW Adventist (3/4/21)

Opp: (66) 50-116 at Texas (12/08/15)

Scored 50+ points in a half

UTSA: 54 (2nd), W, 96-79 vs. UAB (2/27/21)

Opp: 63 (2nd), L, 96-44 at Oklahoma (11/12/21)

Scored 50 points in both halves

UTSA: 62 (1st), 63 (2nd) 125-64 vs. Ottawa (11/30/17)

Opp: 51 (1st), 54 (2nd) 105-66, Oklahoma (12/3/20)

Had 5+ players score in double digits

UTSA: Cedrick Alley Jr. (10), Erik Czumel (11), Eric Parrish (15), Jhivvan Jackson (20), Keaton Wallace (14)

Opp: Mikel Beyers (20), West (15), Taylor (12), Kinsey (10), Williams (10), Marshall (3/7/20)

Had 2+ 20-point scorers

UTSA: Jhivvan Jackson (23), Keaton Wallace (23), vs. SW Adventist (3/4/21)

Opp: Bryson Williams (24), Souley Boum (24), UTEP (1/28/21)

Had 3+ 20-point scorers

UTSA: Jhivvan Jackson (20), Byron Frohnen (21), Keaton Wallace (21), at HBU (11/26/18)

Opp: Donovan Sims (24), Antonio Green (21), James Hawthorne (20), MT (1/17/19)

PLAYER

Scored 50+ points

UTSA: 52, Roderic Hall, vs. Maine (12/6/97)

Opp: 61, Wayman Tisdale, Oklahoma (12/28/83)

Scored 40+ points

UTSA: 45, Jhivvan Jackson, at ODU (2/6/20)

Opp: 41, Mike Daum, South Dakota State (11/20/18)

Scored 30+ points

UTSA: 30, Keaton Wallace, vs. WKU (3/11/21)

Opp: 36, Travis Eevee, Rice (1/1/21)

Recorded a triple-double

UTSA: Devin Gibson, (28 pts, 10 reb, 10 ast) vs. Samford (3/9/11)

Opp: Maurice Baker, Oklahoma State (19 pts, 14 reb, 10 ast) (1/3/01)

Recorded a double-double

UTSA: Cedrick Alley (13 pts, 12 reb), vs. Texas A&M-Commerce (11/15/21)

Opp: Kenan Blackshear, FAU (20 pts, 10 reb) (2/12/21)

Two players recorded a double-double

UTSA: Nick Allen (17 pts, 14 reb), Byron Frohnen (11 pts, 11 reb) at Fresno State (11/11/16)

Opp: Jamal Bieniemy (16 pts, 10 reb), Keonte Kennedy (10 pts, 14 reb), UTEP (1/30/21)

Recorded 20+ rebounds

UTSA: 20, Clarence McGee, vs Hardin-Simmons (2/27/88)

Opp: 22, Wayman Tisdale, Oklahoma (12/28/83)

Recorded 15+ rebounds

UTSA: 15, Jacob Germany, at ODU (2/6/20)

Opp: 16, Jared Savage, WKU (2/15/20)

Recorded 20+pts/20+reb

UTSA: Clarence McGee (20 pts, 20 reb), vs. Hardin-Simmons (2/27/88)

Opp: Wayman Tisdale (61 pts, 22 reb), Oklahoma, (12/28/83)

Recorded 10+ assists

UTSA: 10, Giovanni De Nicolao, vs. FAU (2/9/19)

Opp: 11, Tyree Griffin, Southern Miss (3/9/19)

Made 8+ 3-pointers

UTSA: 8, Keaton Wallace, vs. UAB (3/11/20)

Opp: 8, Travis Eevee, Rice (1/1/21)

Made 15+ free throws

UTSA: 15, Keaton Wallace, vs. Texas A&M-Corpus Christi (12/3/19)

Opp: 15, Akeem Richmond, East Carolina (2/8/14)

Made 10+ free throws

UTSA: 12, Jhivvan Jackson, at North Texas (1/23/20)

Opp: 11, Jacobly Pemberton, Louisiana Tech (1/16/21)

Recorded 10+ blocks

UTSA: N/A

Opp: 13, Wojciech Myrda, Louisiana-Monroe (1/17/02)

Recorded 5+ blocks

UTSA: 5, Jacob Germany, vs. Southern Miss (1/22/21)

Opp: 5, Osasumwen Osaghae, FIU (01/11/18)

Recorded 5+ steals

UTSA: 5, Keaton Wallace, vs. Wiley (11/22/19)

Opp: 6, Dorian Lopez, St. Edwards (11/7/18)

Played every minute (regulation)

UTSA: Jhivvan Jackson vs. Charlotte (3/10/21)

Opp: Taylan Grogan, Wiley College (11/22/19)

Two players played every minute (regulation)

UTSA: J.R. Harris, Ryan Bowie vs. Florida Atlantic (03/08/16)

Opp: Taevion Kinsey, Marshall (2/13/20)

Played every minute (+OT)

UTSA: Jordan Sims, at Tulsa (3/2/14)

Opp: Jared Savage, WKU (2/15/20)

Played every minute (+20T)

UTSA: N/A

Opp: Jon Davis, Charlotte (2/25/16)

Fouled out

UTSA: Jordan Ivy-Curry vs. Charlotte (3/10/21)

Opp: Eric Lovett, FIU (2/5/21)

Two or more players fouled out


UTSA: Keaton Wallace, Erik Czumel, at Oregon St. (12/16/20)

Opp: Jame Harrison, Josh Nzeakor, vs. Lamar (3/14/18)

GAME-BY-GAME STARTING LINEUPS

OPPONENT	G	G	G/F	G/F	F/C	RECORD BY LINEUP
Trinity	Deing	McNeill	Ivy-Curry	Alley Jr.	Germany	
at Oklahoma	Deing	McNeill	Ivy-Curry	Alley Jr.	Germany	
Texas A&M-Commerce	Deing	McNeill	Ivy-Curry	Alley Jr.	Germany	
Denver	Deing	McNeill	Ivy-Curry	Alley Jr.	Germany	
IUPUI	Deing	McNeill	Ivy-Curry	Alley Jr.	Germany	3-2

CONVOCATION CENTER (OPENED: 1975; CAPACITY: 2,650)



TOP-10 CROWDS

1. 4,913 vs. TXST (2/27/99)
2. 4,258 vs. Little Rock (1/5/89)
3. 4,040 vs. Lamar (2/29/84)
4. 3,800 vs. TCU (12/3/88)
5. 3,676 vs. SHSU (2/20/10)
6. 3,373 vs. SHSU (2/5/00)
7. 3,367 vs. New Orleans (1/21/83)
8. 3,311 vs. TXST (1/21/95)
9. 3,257 vs. SFA (3/12/04)
10. 3,236 vs. ULM (2/8/02)

Season High: 2,494 vs. Oklahoma

COMBINED STATISTICS

RECORD:	OVERALL	HOME	AWAY	NEUTRAL
ALL GAMES	3-2	3-1	0-1	0-0
CONFERENCE	0-0	0-0	0-0	0-0
NON-CONFERENCE	3-2	3-1	0-1	0-0

#	Player	gp-gs	min	avg	Total		3-Point		F-Throw		Rebounds				pf	dq	a	to	blk	stl	pts	avg		
					fg-fga	fg%	3fg-fga	3fg%	ft-fa	ft%	off	def	tot	avg										
21	Jordan Ivy-Curry	5-5	151	30.2	28-76	.368	12-29	.414	10-13	.769	4	7	11	2.2	4	0	11	9	1	7	78	15.6		
03	Dhieu Deing	5-5	131	26.2	26-67	.388	14-38	.368	9-14	.643	9	21	30	6.0	7	0	5	7	1	8	75	15.0		
24	Jacob Germany	5-5	123	24.6	26-52	.500	0-4	.000	15-21	.714	9	14	23	4.6	8	0	5	7	5	0	67	13.4		
00	Cedrick Alley Jr.	5-5	129	25.8	15-43	.349	4-18	.222	5-8	.625	13	27	40	8.0	9	0	8	6	3	5	39	7.8		
01	Darius McNeill	5-5	128	25.6	9-23	.391	2-6	.333	6-7	.857	1	8	9	1.8	7	0	10	4	0	2	26	5.2		
04	Josh Farmer	3-0	35	11.7	4-11	.364	1-3	.333	2-2	1.000	5	6	11	3.7	2	0	0	4	0	1	11	3.7		
11	Lachlan Bofinger	5-0	59	11.8	7-19	.368	0-3	.000	1-2	.500	6	15	21	4.2	3	0	4	4	2	3	15	3.0		
20	Lamin Sabally	2-0	18	9.0	2-7	.286	0-1	.000	1-1	1.000	1	4	5	2.5	1	0	0	2	0	1	5	2.5		
10	Erik Czumbel	5-0	124	24.8	4-15	.267	0-4	.000	3-6	.500	2	10	12	2.4	9	0	11	4	0	3	11	2.2		
22	Christian Tucker	3-0	23	7.7	2-6	.333	0-1	.000	1-2	.500	0	1	1	0.3	7	0	0	4	0	1	5	1.7		
12	Phoenix Ford	5-0	63	12.6	3-8	.375	0-0	.000	2-8	.250	10	3	13	2.6	11	0	3	4	0	3	8	1.6		
32	Isaiah Addo-Ankrah	2-0	8	4.0	0-1	.000	0-1	.000	1-1	1.000	0	1	1	0.5	0	0	0	0	0	0	1	0.5		
13	Artan Jabbar	2-0	8	4.0	0-2	.000	0-2	.000	0-2	.000	0	0	0	0.0	0	0	2	0	0	0	0	0.0		
Team											13	4	17					4						
Total.....		5	1000		126-330	.382	33-110	.300	56-87	.644	73	121	194	38.8	68	0	59	59	12	34	341	68.2		
Opponents.....		5	1000		133-283	.470	39-119	.328	43-74	.581	43	150	193	38.6	77	1	80	74	19	26	348	69.6		

TEAM STATISTICS

	UTSA	OPP
SCORING	341	348
Points per game	68.2	69.6
Scoring margin	-1.4	-
FIELD GOALS-ATT	126-330	133-283
Field goal pct	.382	.470
3 POINT FG-ATT	33-110	39-119
3-point FG pct	.300	.328
3-pt FG made per game	6.6	7.8
FREE THROWS-ATT	56-87	43-74
Free throw pct	.644	.581
F-Throws made per game	11.2	8.6
REBOUNDS	194	193
Rebounds per game	38.8	38.6
Rebounding margin	+0.2	-
ASSISTS	59	80
Assists per game	11.8	16.0
TURNOVERS	59	74
Turnovers per game	11.8	14.8
Turnover margin	+3.0	-
Assist/turnover ratio	1.0	1.1
STEALS	34	26
Steals per game	6.8	5.2
BLOCKS	12	19
Blocks per game	2.4	3.8
ATTENDANCE	3742	6320
Home games-Avg/Game	4-936	1-6320
Neutral site-Avg/Game	-	0-0

Date	Opponent		Score	Att.
11/09/21	TRINITY (TX)	W	97-66	1302
11/12/21	at Oklahoma	L	44-96	6320
11/15/21	TEX. A&M-COMMERCE	L	62-65	914
11/16/21	DENVER	W	78-64	848
11/17/21	IUPUI	W	60-57	678

* - Conference game

Score by Periods	1st	2nd	Totals
UTSA	160	181	341
Opponents	160	188	348

GAME HIGHS

Opponent	Date	Score	Points	Rebounds	Assists	Steals	Blocked shots
TRINITY (TX)	11/09/21	97-66	24-Jacob Germany	7-Cedrick Alley Jr.	6-Darius McNeill	3-Dhieu Deing Erik Czumbel	2-Jacob Germany Cedrick Alley Jr.
at Oklahoma	11/12/21	44-96	15-Dhieu Deing	5-Josh Farmer Phoenix Ford	3-Erik Czumbel	1-Cedrick Alley Jr. Jordan Ivy-Curry Josh Farmer Darius McNeill	1-Jacob Germany
TEX. A&M-COMMERCE	11/15/21	62-65	16-Dhieu Deing	12-Cedrick Alley Jr.	4-Jordan Ivy-Curry	2-Dhieu Deing Cedrick Alley Jr.	1-Lachlan Bofinger Jacob Germany Jordan Ivy-Curry
DENVER	11/16/21	78-64	27-Jordan Ivy-Curry	11-Lachlan Bofinger	3-Jacob Germany Erik Czumbel	3-Jordan Ivy-Curry	1-Cedrick Alley Jr. Lachlan Bofinger
IUPUI	11/17/21	60-57	20-Dhieu Deing	14-Cedrick Alley Jr.	4-Jordan Ivy-Curry	3-Dhieu Deing	1-Jacob Germany

PER 40-MINUTE AVERAGES

#	Player	min	fgm	fga	pct	3fgm	3fga	pct	ftm	fta	pct	oreb	dreb	treb	pf	a	to	blk	stl	pts
00	Cedrick Alley Jr.	40	4.7	13.3	.349	1.2	5.6	.222	1.6	2.5	.625	4.0	8.4	12.4	2.8	2.5	1.9	0.9	1.6	12.1
32	Isaiah Addo-Ankrah	40	0.0	5.0	.000	0.0	5.0	.000	5.0	5.0	1.000	0.0	5.0	5.0	0.0	0.0	0.0	0.0	0.0	5.0
11	Lachlan Bofinger	40	4.7	12.9	.368	0.0	2.0	.000	0.7	1.4	.500	4.1	10.2	14.2	2.0	2.7	2.7	1.4	2.0	10.2
10	Erik Czumbel	40	1.3	4.8	.267	0.0	1.3	.000	1.0	1.9	.500	0.6	3.2	3.9	2.9	3.5	1.3	0.0	1.0	3.5
03	Dhieu Deing	40	7.9	20.5	.388	4.3	11.6	.368	2.7	4.3	.643	2.7	6.4	9.2	2.1	1.5	2.1	0.3	2.4	22.9
04	Josh Farmer	40	4.6	12.6	.364	1.1	3.4	.333	2.3	2.3	1.000	5.7	6.9	12.6	2.3	0.0	4.6	0.0	1.1	12.6
12	Phoenix Ford	40	1.9	5.1	.375	0.0	0.0	.000	1.3	5.1	.250	6.3	1.9	8.3	7.0	1.9	2.5	0.0	1.9	5.1
24	Jacob Germany	40	8.5	16.9	.500	0.0	1.3	.000	4.9	6.8	.714	2.9	4.6	7.5	2.6	1.6	2.3	1.6	0.0	21.8
21	Jordan Ivy-Curry	40	7.4	20.1	.368	3.2	7.7	.414	2.6	3.4	.769	1.1	1.9	2.9	1.1	2.9	2.4	0.3	1.9	20.7
13	Artan Jabbar	40	0.0	10.0	.000	0.0	10.0	.000	0.0	10.0	.000	0.0	0.0	0.0	0.0	10.0	0.0	0.0	0.0	0.0
01	Darius McNeill	40	2.8	7.2	.391	0.6	1.9	.333	1.9	2.2	.857	0.3	2.5	2.8	2.2	3.1	1.2	0.0	0.6	8.1
20	Lamin Sabally	40	4.4	15.6	.286	0.0	2.2	.000	2.2	2.2	1.000	2.2	8.9	11.1	2.2	0.0	4.4	0.0	2.2	11.1
22	Christian Tucker	40	3.5	10.4	.333	0.0	1.7	.000	1.7	3.5	.500	0.0	1.7	1.7	12.2	0.0	7.0	0.0	1.7	8.7
Total.....		40	25.2	66.0	.382	6.6	22.0	.300	11.2	17.4	.644	14.6	24.2	38.8	13.6	11.8	11.8	2.4	6.8	68.2

GAME-BY-GAME COMPARISON

Opponent	1st	2nd	Score	Mar	Total FG	FG Pct	3-Pointers	3FG Pct	Free Throws	FT Pct	Rebounds	Assist	T/Over	Block	Steal	Fouls
TRINITY (TX)	49/30	48/36	97-66	+31	36-76/28-63	.474/.444	7-23/6-26	.304/.231	18-25/4-8	.720/.500	44/37 +7	24/17	8/20	5/1	12/1	13/18
Oklahoma	10/33	34/63	44-96	(52)	15-66/39-67	.227/.582	8-31/11-26	.258/.423	6-10/7-12	.600/.583	32/52 (20)	5/22	15/10	1/4	4/8	12/13
TEX. A&M-COMMERCE	31/29	31/36	62-65	(3)	25-62/21-47	.403/.447	3-17/5-19	.176/.263	9-19/18-31	.474/.581	41/35 +6	9/14	17/18	3/4	7/10	18/19
DENVER	42/35	36/29	78-64	+14	29-63/22-59	.460/.373	8-20/10-30	.400/.333	12-17/10-15	.706/.667	44/32 +12	10/14	9/11	2/4	4/3	14/13
IUPUI	28/33	32/24	60-57	+3	21-63/23-47	.333/.489	7-19/7-18	.368/.389	11-16/4-8	.688/.500	33/37 (4)	11/13	10/15	1/6	7/4	11/14

Note: Game totals are displayed in the format TEAM/OPPONENT for each category

C-USA 2020-21 RECAP		2020-21 C-USA PRESEASON POLL	PRESEASON ALL-CONFERENCE TEAM
	Player of the Week (School)		
	Fresh of the Week		
Week 1	Charles Bassey, WKU	Dayvion KcKnight, WKU	Jahmir Young, Charlotte, JR, G
Week 2	Taevion Kinsey, Marshall	Kenneth Lofton, LA Tech	Taevion Kinsey, Marshall, SR, G
Week 3	Charles Bassey, WKU	Jaron Pierre, S. Miss.	Kenneth Lofton, Jr. LA Tech, FR, F
Week 4	Jahmir Young, Charlotte	Kenneth Lofton, LA Tech	Josh Anderson, WKU, SR, G
	Charles Bassey, WKU		Quincy Olivari, Rice, SO, G
Week 5	Luke Frampton, WKU	Kenneth Lofton, LA Tech	Tyler Stevenson, Southern Miss, JR, F
Week 6	Jahmir Young, Charlotte	Jason Pierre, S. Miss.	Tavin Lovan, UAB, JR, G
	Travis Eevee, Rice		Souley Boum, UTEP, R-JR, G
Week 7	Charles Bassey, WKU	Rubin Jones, North Texas	Thomas Bell, North Texas, SR, F
Week 8	Charles Bassey, WKU	Jason Pierre, S. Miss.	Kalu Ezikpe, Old Dominion, JR, F
Week 9	Tavin Lovan, UAB	Kenneth Lofton, LA Tech	Isaiah Crawford, LA Tech, SO, F
	Charles Bassey, WKU		
Week 10	Jahmir Young, Charlotte	Kenneth Lofton, LA Tech	
Week 11	Quincy Olivari, Rice	Kenneth Lofton, LA Tech	
Week 12	Jhivvan Jackson, UTSA	Kenneth Lofton, LA Tech	
Week 13	Tae Hardy, Southern Miss	-	
Week 14	Keaton Wallace, UTSA	Kenneth Lofton, LA Tech	
Week 15	Charles Bassey, WKU	Kenneth Lofton, LA Tech	





0 • CEDRICK ALLEY JR.

6-6 • 230 • R-SENIOR - TR • FORWARD

HOUSTON, TEXAS / KLEIN FOREST HS / HOUSTON

As a Senior (2021-22)

- Led the team with seven rebounds in 20 minutes in a season-opening win over Trinity, adding six points and two blocks
- Scored three points in 22 minutes at Oklahoma
- Had 13 points and 12 rebounds for his first double-double of the year vs. Texas A&M-Commerce
- Grabbed a career-high 14 rebounds - including eight offensive rebounds - with eight points in a comeback win over IUPUI

Season Highs

- Points**
13 vs. TAMUC (11/15/21)
- Rebounds**
14 vs. IUPUI (11/17/21)
- Field Goals Made**
6 vs. TAMUC (11/15/21)
- Field Goal Attempts**
12 vs. TAMUC (11/15/21))
- 3-Pt Field Goals Made**
2 vs. IUPUI (11/17/21)
- 3-Pt Field Goal Attempts**
5 at Oklahoma (11/12/21)
- Free Throws Made**
2, twice, last vs. IUPUI (11/17/21)
- Free Throw Attempts**
24 vs. TAMUC (11/15/21)
- Assists**
3 vs. Trinity (11/9/21)
- Steals**
2 vs. TAMUC (11/15/21)
- Blocked Shots**
2 vs. Trinity (11/9/21)
- Minutes**
32 vs. TAMUC (11/15/21)

Alley's 2021-22 Game-by-Game

Opponent	Date	gs	min	Total		3-Pointers		Free throws		Rebounds				pf	a	t/o	blk	stl	pts	avg
				fg-fga	pct	3fg-fga	pct	ft-fga	pct	off	def	tot	avg							
TRINITY (TX)	11/09/21	*	20	2-8	.250	0-4	.000	2-2	1.000	0	7	7	7.0	1	3	1	2	0	6	6.0
at Oklahoma	11/12/21	*	22	1-8	.125	1-5	.200	0-0	.000	0	2	2	4.5	3	0	2	0	1	3	4.5
TEX. A&M-COMMERCE	11/15/21	*	32	6-12	.500	0-3	.000	1-4	.250	4	8	12	7.0	2	2	2	0	2	13	7.3
DENVER	11/16/21	*	26	4-7	.571	1-2	.500	0-0	.000	1	4	5	6.5	1	1	1	1	1	9	7.8
IUPUI	11/17/21	*	29	2-8	.250	2-4	.500	2-2	1.000	8	6	14	8.0	2	2	0	0	1	8	7.8
Totals		5	129	15-43	.349	4-18	.222	5-8	.625	13	27	40	8.0	9	8	6	3	5	39	7.8

Games played: 5
Minutes/game: 25.8
Points/game: 7.8
FG Pct: 34.9
3FG Pct: 22.2
FT Pct: 62.5

Rebounds/game: 8.0
Assists/game: 1.6
Turnovers/game: 1.2
Assist/turnover ratio: 1.3
Steals/game: 1.0
Blocks/game: 0.6

UTSA Career Highs

- Points**
15 at Rice (1/2/21)
- Rebounds**
14 vs. IUPUI (11/17/21)
- Field Goals Made**
6 vs. TAMUC (11/15/21)
- Field Goal Attempts**
12 vs. TAMUC (11/15/21))
- 3-Pt Field Goals Made**
3 at Rice (1/2/21)
- 3-Pt Field Goal Attempts**
8 at Rice (1/2/21)
- Free Throws Made**
5 at Oregon State (12/20/20)
- Free Throw Attempts**
5 at Oregon State (12/20/20)
- Assists**
3, twice, last vs. Trinity (11/9/21)
- Steals**
2, twice, last vs. TAMUC (11/15/21)
- Blocked Shots**
2, twice, last vs. Trinity (11/9/21)
- Minutes**
32, twice, last vs. TAMUC (11/15/21)

Alley's Career Stats

Season	gp-gs	min/avg	Total		3-Point		F-Throws		Rebounds				Scoring							
			fg-fga	pct	fg-fga	pct	ft-fga	pct	off	def	tot	avg	pf	fo	ast	to	blk	stl	pts	avg
2018-19*	37-16	664/17.9	56-161	.348	31-116	.267	29-38	.763	36	73	109	2.9	43	0	26	26	9	17	172	4.6
2019-20*	23-0	206/9.0	11-33	.333	4-19	.211	4-12	.333	10	15	25	1.1	21	0	6	4	3	5	30	1.3
2020-21	24-16	496/20.7	55-132	.417	18-53	.340	22-27	.815	32	73	105	4.4	36	0	23	23	9	16	150	6.3
2021-22	5-5	129/25.8	15-43	.349	4-18	.222	5-8	.625	13	27	40	8.0	9	0	8	6	3	5	39	7.8
TOTAL	29-21	625/21.6	70-175	.400	22-71	.310	27-35	.771	45	100	145	5.0	45	0	31	29	12	21	189	6.5
All*	89-37	1495/16.8	137-369	.371	57-206	.277	60-85	.706	91	188	279	3.1	109	0	63	59	24	43	391	4.4



1 • DARIUS McNEILL

6-3 • 185 • SENIOR - TR • GUARD

HOUSTON, TEXAS / WESTFIELD HS / CAL / SMU

As a Senior (2021-22)

- Made UTSA debut with 11 points and four rebounds, adding six assists and a steal in 29 minutes of the season opener vs. Trinity
- Played 30 minutes at Oklahoma with a steal and an assist
- Had consecutive six-point games in UTSA games vs. Texas A&M-Commerce and Denver

Season Highs

Points

11 vs. Trinity (11/6/21)

Rebounds

4 vs. Trinity (11/6/21)

Field Goals Made

4 vs. Trinity (11/6/21)

Field Goal Attempts

7 vs. Denver (11/16/21)

3-Pt Field Goals Made

1, twice, last vs. IUPUI (11/17/21)

3-Pt Field Goal Attempts

2, twice, last vs. IUPUI (11/17/21)

Free Throws Made

2, 3x, last vs. Denver (11/16/21)

Free Throw Attempts

3 vs. Trinity (11/6/21)

Assists

6 vs. Trinity (11/6/21)

Steals

1, twice, last at Oklahoma (11/12/21)

Blocked Shots

-

Minutes

30 at Oklahoma (11/12/21)

McNeill's 2021-22 Game-by-Game

Opponent	Date	gs	min	Total		3-Pointers		Free throws		Rebounds				pf	a	t/o	blk	stl	pts	avg	
				fg-fga	pct	3fg-fga	pct	ft-fa	pct	off	def	tot	avg								
TRINITY (TX)	11/09/21	*	29	4-6	.667	1-2	.500	2-3	.667	1	3	4	4.0	4	6	2	0	1	11	11.0	
at Oklahoma	11/12/21	*	30	0-3	.000	0-1	.000	0-0	.000	0	2	2	3.0	0	1	2	0	1	0	5.5	
TEX. A&M-COMMERCE	11/15/21	*	21	2-3	.667	0-0	.000	2-2	1.000	0	0	0	2.0	1	1	0	0	0	6	5.7	
DENVER	11/16/21	*	28	2-7	.286	0-1	.000	2-2	1.000	0	2	2	2.0	1	2	0	0	0	6	5.8	
IUPUI	11/17/21	*	20	1-4	.250	1-2	.500	0-0	.000	0	1	1	1.8	1	0	0	0	3	5.2		
Totals			5	128	9-23	.391	2-6	.333	6-7	.857	1	8	9	1.8	7	10	4	0	2	26	5.2

Games played: 5
 Minutes/game: 25.6
 Points/game: 5.2
 FG Pct: 39.1
 3FG Pct: 33.3
 FT Pct: 85.7

Rebounds/game: 1.8
 Assists/game: 2.0
 Turnovers/game: 0.8
 Assist/turnover ratio: 2.5
 Steals/game: 0.4

Career Highs

Points

30 vs. Cal State Fullerton (12/16/17)

Rebounds

6, five times

Field Goals Made

11 vs. Cal State Fullerton (12/16/17)

Field Goal Attempts

17 twice, last vs. Stanford (3/7/18)

3-Pt Field Goals Made

6 vs. CSUN (11/28/17)

3-Pt Field Goal Attempts

13 vs. San Jose State (12/21/18)

Free Throws Made

6, 3x, last vs. Arizona State (1/19/19)

Free Throws Attempt

8 vs. Portland State (12/21/17)

Assists

6, twice, last vs. Trinity (11/9/21)

Steals

7 at UCLA (1/5/19)

Blocked Shots

2, twice, last vs. Arizona State (1/20/18)

McNeill's Career Stats

Season	gp-gs	min/avg	Total		3-Point		F-Throws		Rebounds				Scoring							
			fg-fga	pct	fg-fga	pct	ft-fa	pct	off	def	tot	avg	pf	fo	ast	to	blk	stl	pts	avg
2017-18*	32-30	1051/32.8	128-336	.381	67-190	.353	40-54	.741	10	84	94	2.9	76	2	70	70	6	39	363	11.3
2018-19*	31-28	1013/32.7	122-312	.391	66-189	.349	32-46	.696	7	37	44	1.4	69	0	28	34	2	46	342	11.0
2021-22	5-5	128/25.6	9-23	.391	2-6	.333	6-7	.857	1	8	9	1.8	7	0	10	4	0	2	26	5.2
TOTAL	5-5	128/25.6	9-23	.391	2-6	.333	6-7	.857	1	8	9	1.8	7	0	10	4	0	2	26	5.2
All*	68-63	2192/32.2	259-671	.386	135-385	.351	78-107	.729	18	129	147	2.2	152	2	108	108	8	87	731	10.8



2 • ALEU ALEU

6-8 • 180 • JUNIOR - TR • GUARD / FORWARD

AUSTIN, TEXAS / AUSTIN HS / TEMPLE CC

As a Junior (2021-22)

- Did not see game action yet while recovering from injury

Season Highs

Points

Rebounds

Field Goals Made

Field Goal Attempts

3-Pt Field Goals Made

3-Pt Field Goal Attempts

Free Throws Made

Free Throw Attempts

Assists

Steals

Blocked Shots

Minutes

Aleu's 2021-22 Game-by-Game

--

Career Highs

Points

Rebounds

Field Goals Made

Field Goal Attempts

3-Pt Field Goals Made

3-Pt Field Goal Attempts

Free Throws Made

Free Throw Attempts

Assists

Steals

Blocked Shots

Minutes

Aleu's Career Stats

--



3 • DHIEU DEING

6-5 • 175 • JUNIOR - TR • GUARD

HIGH POINT, N.C. / HIGH POINT CENTRAL HS / USC AIKEN / DODGE CITY [KAN.] CC

As a Junior (2021-22)

- Made UTSA debut with 13 points, five rebounds, four assists and three steals in 23 minutes of the season opener vs. Trinity, splashing three 3-pointers
- Led the team with 15 points at Oklahoma, splashing five 3-pointers in 12 attempts
- Had 16 points and nine boards vs. Texas A&M-Commerce
- Went for 11 points and eight rebounds vs. Denver
- Had a career-high and game-best 20 points with five rebounds in a win over IUPUI, scoring seven straight points during a 9-0 run to close the game and 11 of UTSA's 16-3 run to finish off a comeback win, including the go-ahead free throws

Season Highs

Points
20 vs. IUPUI (11/17/21)

Rebounds
9 vs. TAMUC (11/15/21)

Field Goals Made
5 at Oklahoma (11/12/21)

Field Goal Attempts
19 vs. TAMUC (11/15/21)

3-Pt Field Goals Made
5 at Oklahoma (11/12/21)

3-Pt Field Goal Attempts
12 at Oklahoma (11/12/21)

Free Throws Made
4 vs. IUPUI (11/17/21)

Free Throw Attempts
6 vs. IUPUI (11/17/21)

Assists
4 vs. Trinity (11/6/21)

Steals
3, twice, last vs. IUPUI (11/17/21)

Blocked Shots
1 vs. Trinity (11/6/21)

Minutes
27 vs. IUPUI (11/17/21)

Career Highs

Points
20 vs. IUPUI (11/17/21)

Rebounds
9 vs. TAMUC (11/15/21)

Field Goals Made
5 at Oklahoma (11/12/21)

Field Goal Attempts
19 vs. TAMUC (11/15/21)

3-Pt Field Goals Made
5 at Oklahoma (11/12/21)

3-Pt Field Goal Attempts
12 at Oklahoma (11/12/21)

Free Throws Made
4 vs. IUPUI (11/17/21)

Free Throw Attempts
6 vs. IUPUI (11/17/21)

Assists
4 vs. Trinity (11/6/21)

Steals
3, twice, last vs. IUPUI (11/17/21)

Blocked Shots
1 vs. Trinity (11/6/21)

Minutes
27 vs. IUPUI (11/17/21)

Deing's 2021-22 Game-by-Game

Opponent	Date	gs	min	Total		3-Pointers		Free throws		Rebounds				pf	a	t/o	blk	stl	pts	avg	
				fg-fga	pct	3fg-fga	pct	ft-fa	pct	off	def	tot	avg								
TRINITY (TX)	11/09/21	*	23	4-7	.571	3-6	.500	2-3	.667	0	5	5	5.0	2	4	1	1	3	13	13.0	
at Oklahoma	11/12/21	*	26	5-15	.333	5-12	.417	0-0	.000	1	2	3	4.0	1	0	2	0	0	15	14.0	
TEX. A&M-COMMERCE	11/15/21	*	32	6-19	.316	2-10	.200	2-2	1.000	3	6	9	5.7	2	0	2	0	2	16	14.7	
DENVER	11/16/21	*	23	4-9	.444	2-4	.500	1-3	.333	2	6	8	6.3	2	0	2	0	0	11	13.8	
IUPUI	11/17/21	*	27	7-17	.412	2-6	.333	4-6	.667	3	2	5	6.0	0	1	0	0	3	20	15.0	
Totals			5	131	26-67	.388	14-38	.368	9-14	.643	9	21	30	6.0	7	5	7	1	8	75	15.0

Games played: 5
Minutes/game: 26.2
Points/game: 15.0
FG Pct: 38.8
3FG Pct: 36.8
FT Pct: 64.3

Rebounds/game: 6.0
Assists/game: 1.0
Turnovers/game: 1.4
Assist/turnover ratio: 0.7
Steals/game: 1.6
Blocks/game: 0.2

Deing's Career Stats

Season	gp-gs	min/avg	Total		3-Point		F-Throws		Rebounds				Scoring							
			fg-fga	pct	fg-fga	pct	ft-fa	pct	off	def	tot	avg	pf	fo	ast	to	blk	stl	pts	avg
2021-22	5-5	131/26.2	26-67	.388	14-38	.368	9-14	.643	9	21	30	6.0	7	0	5	7	1	8	75	15.0
TOTAL	5-5	131/26.2	26-67	.388	14-38	.368	9-14	.643	9	21	30	6.0	7	0	5	7	1	8	75	15.0



4 • JOSH FARMER

6-9 • 195 • FRESHMAN - HS • FOWARD

HOUSTON, TEXAS / SHARPSTOWN HS

As a Freshman (2021-22)

- Made collegiate debut with six points, five rebounds and three buckets made in 16 minutes vs. Trinity
- Had five points and a team-leading five rebounds in 16 minutes at Oklahoma, making his first career 3-pointer
- Played three minutes in a comeback win over IUPUI

Season Highs

Points

6 vs. Trinity (11/6/21)

Rebounds

5, twice, last at Oklahoma (11/12/21)

Field Goals Made

3 vs. Trinity (11/6/21)

Field Goal Attempts

6 vs. Trinity (11/6/21)

3-Pt Field Goals Made

1 at Oklahoma (11/12/21)

3-Pt Field Goal Attempts

2 at Oklahoma (11/12/21)

Free Throws Made

2 at Oklahoma (11/12/21)

Free Throw Attempts

2 at Oklahoma (11/12/21)

Assists

-

Steals

1 at Oklahoma (11/12/21)

Blocked Shots

-

Minutes

16, twice, last at Oklahoma (11/12/21)

Career Highs

Points

6 vs. Trinity (11/6/21)

Rebounds

5, twice, last at Oklahoma (11/12/21)

Field Goals Made

3 vs. Trinity (11/6/21)

Field Goal Attempts

6 vs. Trinity (11/6/21)

3-Pt Field Goals Made

1 at Oklahoma (11/12/21)

3-Pt Field Goal Attempts

2 at Oklahoma (11/12/21)

Free Throws Made

2 at Oklahoma (11/12/21)

Free Throw Attempts

2 at Oklahoma (11/12/21)

Assists

-

Steals

1 at Oklahoma (11/12/21)

Blocked Shots

-

Minutes

16, twice, last at Oklahoma (11/12/21)

Farmer's 2021-22 Game-by-Game

Opponent	Date	gs	min	Total		3-Pointers		Free throws		Rebounds				pf	a	t/o	blk	stl	pts	avg
				fg-fga	pct	3fg-fga	pct	ft-fta	pct	off	def	tot	avg							
TRINITY (TX)	11/09/21	16	16	3-6	.500	0-1	.000	0-0	.000	3	2	5	5.0	1	0	0	0	0	6	6.0
at Oklahoma	11/12/21	16	16	1-5	.200	1-2	.500	2-2	1.000	2	3	5	5.0	1	0	4	0	1	5	5.5
IUPUI	11/17/21	3	3	0-0	.000	0-0	.000	0-0	.000	0	1	1	3.7	0	0	0	0	0	0	3.7
Totals		0	35	4-11	.364	1-3	.333	2-2	1.000	5	6	11	3.7	2	0	4	0	1	11	3.7

Games played: 3
 Minutes/game: 11.7
 Points/game: 3.7
 FG Pct: 36.4
 3FG Pct: 33.3
 FT Pct: 100.0

Rebounds/game: 3.7
 Turnovers/game: 1.3
 Steals/game: 0.3

Farmer's Career Stats

Season	gp-gs	min/avg	Total		3-Point		F-Throws		Rebounds				pf	fo	ast	to	blk	stl	Scoring	
			fg-fga	pct	fg-fga	pct	ft-fta	pct	off	def	tot	avg							pts	avg
2021-22	3-0	35/11.7	4-11	.364	1-3	.333	2-2	1.000	5	6	11	3.7	2	0	0	4	0	1	11	3.7
TOTAL	3-0	35/11.7	4-11	.364	1-3	.333	2-2	1.000	5	6	11	3.7	2	0	0	4	0	1	11	3.7



5 • AZAVIER JOHNSON

6-5 • 205 • FRESHMAN - HS • GUARD

LAS VEGAS, NEV. / FAITH LUTHERAN HS

As a Freshman (2021-22)

- Has not seen game action

Season Highs

Points

Rebounds

Field Goals Made

Field Goal Attempts

3-Pt Field Goals Made

3-Pt Field Goal Attempts

Free Throws Made

Free Throw Attempts

Assists

Steals

Blocked Shots

Minutes

Johnson's 2021-22 Game-by-Game

--

Career Highs

Points

Rebounds

Field Goals Made

Field Goal Attempts

3-Pt Field Goals Made

3-Pt Field Goal Attempts

Free Throws Made

Free Throw Attempts

Assists

Steals

Blocked Shots

Minutes

Johnson's Career Stats

--



10 • ERIK CZUMBEL

6-3 • 200 • JUNIOR-2L • GUARD

VERONA, ITALY / LICEO LEONARDO DA VINCI

As a Junior (2021-22)

- Played 17 minutes off the bench in a season-opening win over Trinity, with three points, three steals and three assists
- Logged 27 minutes off the bench at Oklahoma
- Played a season-high 30 minutes in a win over Denver, with four points, three assists and three rebounds

Season Highs

Points

4 vs. Denver (11/16/21)

Rebounds

5 vs. TAMUC (11/15/21)

Field Goals Made

1, 4x, last vs. Denver (11/16/21)

Field Goal Attempts

4, twice, last vs. Denver (11/16/21)

3-Pt Field Goals Made

-

3-Pt Field Goal Attempts

2, twice, last vs. Denver (11/16/21)

Free Throws Made

2 vs. Denver (11/16/21)

Free Throw Attempts

2, twice, last vs. Denver (11/16/21)

Assists

3, 3x, last vs. Denver (11/16/21)

Steals

3 vs. Trinity (11/9/21)

Blocked Shots

-

Minutes

30 vs. Denver (11/16/21)

Czumbel's 2020-21 Game-by-Game

Opponent	Date	gs	min	Total		3-Pointers		Free throws		Rebounds				pf	a	t/o	blk	stl	pts	avg
				fg-fga	pct	3fg-fga	pct	ft-fa	pct	off	def	tot	avg							
TRINITY (TX)	11/09/21	17	1-3	.333	0-0	.000	1-2	.500	0	1	1	1.0	2	3	0	0	3	3	3.0	
at Oklahoma	11/12/21	27	1-4	.250	0-2	.000	0-1	.000	1	1	2	1.5	2	3	1	0	0	2	2.5	
TEX. A&M-COMMERCE	11/15/21	23	1-3	.333	0-0	.000	0-1	.000	1	4	5	2.7	2	2	2	0	0	2	2.3	
DENVER	11/16/21	30	1-4	.250	0-2	.000	2-2	1.000	0	3	3	2.8	1	3	0	0	0	4	2.8	
IUPUI	11/17/21	27	0-1	.000	0-0	.000	0-0	.000	0	1	1	2.4	2	0	1	0	0	0	2.2	
Totals		0	124	4-15	.267	0-4	.000	3-6	.500	2	10	12	2.4	9	11	4	0	3	11	2.2

Games played: 5
 Minutes/game: 24.8
 Points/game: 2.2
 FG Pct: 26.7
 3FG Pct: 0.0
 FT Pct: 50.0

Rebounds/game: 2.4
 Assists/game: 2.2
 Turnovers/game: 0.8
 Assist/turnover ratio: 2.8
 Steals/game: 0.6

Career Highs

Points

12 at Utah State (11/18/19)

Rebounds

6, twice, last at Charlotte (2/8/20)

Field Goals Made

4, 5x

Field Goal Attempts

9, twice, last vs. FAU (2/13/21)

3-Pt Field Goals Made

3, 7x

3-Pt Field Goal Attempts

7 vs. FAU (2/13/21)

Free Throws Made

7 vs. Lamar (12/22/20)

Free Throw Attempts

9 vs. Lamar (12/22/20)

Assists

5, 3x, last vs. SW Adventist (3/4/21)

Steals

4 at FIU (2/6/21)

Blocked Shots

1, 4x

Czumbel's Career Stats

Season	gp-gs	min/avg	Total		3-Point		F-Throws		Rebounds				Scoring							
			fg-fga	pct	fg-fga	pct	ft-fa	pct	off	def	tot	avg	pf	fo	ast	to	blk	stl	pts	avg
2019-20	32-24	708/22.1	44-116	.379	30-82	.366	15-17	.882	4	54	58	1.8	78	2	47	40	3	15	133	4.2
2020-21	25-7	566/22.6	30-77	.390	20-52	.385	23-29	.793	4	45	49	2.0	55	2	44	19	1	14	103	4.1
2021-22	5-0	124/24.8	4-15	.267	0-4	.000	3-6	.500	2	10	12	2.4	9	0	11	4	0	3	11	2.2
TOTAL	62-31	1398/22.5	78-208	.375	50-138	.362	41-52	.788	10	109	119	1.9	142	4	102	63	4	32	247	4.0



11 • LACHLAN BOFINGER

6-6 • 220 • SOPHOMORE - 1L • FORWARD

SYDNEY, AUSTRALIA / MONTEVERDE ACADEMY [FLA.]

As a Sophomore (2021-22)

- Had six points, six rebounds and three assists in the season opener vs. Trinity
- Logged eight minutes at Oklahoma
- Grabbed 11 rebounds in 14 minutes vs. Denver, including a key chase-down block late in the game that was highlighted by Coach Steve Henson as a game-changing play

Season Highs

Points

6 vs. Trinity (11/9/21)

Rebounds

11 vs. Denver (11/16/21)

Field Goals Made

3 vs. Trinity (11/9/21)

Field Goal Attempts

8 vs. Trinity (11/9/21)

3-Pt Field Goals Made

3-Pt Field Goal Attempts

2 vs. Trinity (11/9/21)

Free Throws Made

1 vs. IUPUI (11/17/21)

Free Throw Attempts

2 vs. IUPUI (11/17/21)

Assists

3 vs. Trinity (11/9/21)

Steals

2 vs. IUPUI (11/17/21)

Blocked Shots

1, twice, last vs. Denver (11/16/21)

Minutes

15 vs. Trinity (11/9/21)

Bofinger's 2021-22 Game-by-Game

Opponent	Date	gs	min	Total		3-Pointers		Free throws		Rebounds				pf	a	t/o	blk	stl	pts	avg
				fg-fga	pct	3fg-fga	pct	ft-fa	pct	off	def	tot	avg							
TRINITY (TX)	11/09/21	15		3-8	.375	0-2	.000	0-0	.000	3	3	6	6.0	0	3	1	0	1	6	6.0
at Oklahoma	11/12/21	8		1-4	.250	0-1	.000	0-0	.000	1	2	3	4.5	1	0	0	0	2	4.0	
TEX. A&M-COMMERCE	11/15/21	8		1-2	.500	0-0	.000	0-0	.000	0	0	0	3.0	0	0	1	1	0	2	3.3
DENVER	11/16/21	14		1-1	1.000	0-0	.000	0-0	.000	1	10	11	5.0	1	0	1	1	0	2	3.0
IUPUI	11/17/21	14		1-4	.250	0-0	.000	1-2	.500	1	0	1	4.2	1	1	1	0	2	3	3.0
Totals		0	59	7-19	.368	0-3	.000	1-2	.500	6	15	21	4.2	3	4	4	2	3	15	3.0

Games played: 5
 Minutes/game: 11.8
 Points/game: 3.0
 FG Pct: 36.8
 3FG Pct: 0.0
 FT Pct: 50.0

Rebounds/game: 4.2
 Assists/game: 0.8
 Turnovers/game: 0.8
 Assist/turnover ratio: 1.0
 Steals/game: 0.6
 Blocks/game: 0.4

UTSA Career Highs

Points

14 vs. SW Adventist (3/4/21)

Rebounds

14 vs. SW Adventist (3/4/21)

Field Goals Made

7 s. SW Adventist (3/4/21)

Field Goal Attempts

11 vs. SW Adventist (3/4/21)

3-Pt Field Goals Made

3-Pt Field Goal Attempts

2 vs. Trinity (11/9/21)

Free Throws Made

2 at Rice (1/2/21)

Free Throw Attempts

2, 3x, last vs. IUPUI (11/17/21)

Assists

3, twice, last vs. Trinity (11/9/21)

Steals

3 vs. SW Adventist (3/4/21)

Blocked Shots

2, twice, last 14 vs. SW Adventist (3/4/21)

Bofinger's Career Stats

Season	gp-gs	min/avg	Total		3-Point		F-Throws		Rebounds				Scoring							
			fg-fga	pct	fg-fga	pct	ft-fa	pct	off	def	tot	avg	pf	fo	ast	to	blk	stl	pts	avg
2020-21	17-0	168/9.9	26-50	.520	0-3	.000	2-4	.500	19	35	54	3.2	20	1	10	11	7	11	54	3.2
2021-22	5-0	59/11.8	7-19	.368	0-3	.000	1-2	.500	6	15	21	4.2	3	0	4	4	2	3	15	3.0
TOTAL	22-0	227/10.3	33-69	.478	0-6	.000	3-6	.500	25	50	75	3.4	23	1	14	15	9	14	69	3.1



12 • PHOENIX FORD

6-8 • 225 • R-SENIOR - 2L • FORWARD

ST. PETERSBURG, FLA. / ST. PETERSBURG HS / RICHMOND / MISS. GULF COAST

As a Senior (2021-22)

- Grabbed three rebounds and had four points in a win over Trinity in the season opener
- Had five rebounds at Oklahoma in 11 minutes
- Played 14 minutes in outings vs. Texas A&M-Commerce and IUPUI

Season Highs

Points

4 vs. Trinity (11/9/21)

Rebounds

5 at Oklahoma (11/12/21)

Field Goals Made

1, twice, last vs. IUPUI (11/17/21)

Field Goal Attempts

2, 3x, last vs. IUPUI (11/17/21)

3-Pt Field Goals Made

-

3-Pt Field Goal Attempts

-

Free Throws Made

2 vs. Trinity (11/9/21)

Free Throw Attempts

4 vs. Trinity (11/9/21)

Assists

1, twice, last at Oklahoma (11/12/21)

Steals

1, twice, last vs. IUPUI (11/17/21)

Blocked Shots

-

Minutes

14, 3x, last vs. IUPUI (11/17/21)

Ford's 2021-22 Game-by-Game

Opponent	Date	gs	min	Total		3-Pointers		Free throws		Rebounds				pf	a	t/o	blk	stl	pts	avg
				fg-fga	pct	3fg-fga	pct	ft-fa	pct	off	def	tot	avg							
TRINITY (TX)	11/09/21	14	1-2	.500	0-0	.000	2-4	.500	3	0	3	3.0	0	1	0	0	1	4	4.0	
at Oklahoma	11/12/21	11	0-1	.000	0-0	.000	0-2	.000	3	2	5	4.0	3	1	1	0	0	0	2.0	
TEX. A&M-COMMERCE	11/15/21	14	1-2	.500	0-0	.000	0-2	.000	1	1	2	3.3	2	0	1	0	1	2	2.0	
DENVER	11/16/21	10	0-1	.000	0-0	.000	0-0	.000	1	0	1	2.8	3	0	1	0	0	0	1.5	
IUPUI	11/17/21	14	1-2	.500	0-0	.000	0-0	.000	2	0	2	2.6	3	1	1	0	1	2	1.6	
Totals		0	63	3-8	.375	0-0	.000	2-8	.250	10	3	13	2.6	11	3	4	0	3	8	1.6

Games played: 5
 Minutes/game: 12.6
 Points/game: 1.6
 FG Pct: 37.5
 FT Pct: 25.0

Rebounds/game: 2.6
 Assists/game: 0.6
 Turnovers/game: 0.8
 Assist/turnover ratio: 0.8
 Steals/game: 0.6

UTSA Career Highs

Points

6 vs. SW Adventist (3/4/21)

Rebounds

6 vs. SW Adventist (3/4/21)

Field Goals Made

2, twice, last vs. Southern Miss 1/23/21)

Field Goal Attempts

4 vs. Our Lady of the Lake (12/20/20)

3-Pt Field Goals Made

-

3-Pt Field Goal Attempts

-

Free Throws Made

4 vs. SW Adventist (3/4/21)

Free Throw Attempts

4, twice, last vs. Trinity (11/9/21)

Assists

2, twice, last at Rice (1/2/21)

Steals

2 vs. Our Lady of the Lake (12/20/20)

Blocked Shots

1, twice, last at Oklahoma (12/3/20)

Ford's Career Stats

Season	gp-gs	min/avg	Total		3-Point		F-Throws		Rebounds				Scoring							
			fg-fga	pct	fg-fga	pct	ft-fa	pct	off	def	tot	avg	pf	fo	ast	to	blk	stl	pts	avg
2019-20	9-0	23/2.6	3-10	.300	0-0	.000	6-10	.600	7	4	11	1.2	4	0	0	2	1	0	12	1.3
2020-21	23-2	229/10.0	14-28	.500	0-0	.000	7-9	.778	23	37	60	2.6	48	1	9	9	1	6	35	1.5
2021-22	5-0	63/12.6	3-8	.375	0-0	.000	2-8	.250	10	3	13	2.6	11	0	3	4	0	3	8	1.6
TOTAL	37-2	315/8.5	20-46	.435	0-0	.000	15-27	.556	40	44	84	2.3	63	1	12	15	2	9	55	1.5



13 • ARTAN JABBAR

5-11 • 185 • JUNIOR - 1L • GUARD

FORT WORTH, TEXAS / SOUTHWEST CHRISTIAN SCHOOL / DALLAS BAPTIST

As a Junior (2021-22)

- Played five minutes off the bench in the season opener
- Saw action at Oklahoma, playing three minutes

Season Highs

Points

-

Rebounds

-

Field Goals Made

-

Field Goal Attempts

2 vs. Trinity (11/9/21)

3-Pt Field Goals Made

-

3-Pt Field Goal Attempts

2 vs. Trinity (11/9/21)

Free Throws Made

-

Free Throw Attempts

2 vs. Trinity (11/9/21)

Assists

2 vs. Trinity (11/9/21)

Steals

-

Blocked Shots

-

Minutes

5 vs. Trinity (11/9/21)

Career Highs

Points

14 vs. Dallas Christian (12/10/19)

Rebounds

3 vs. SW Adventist (3/4/21)

Field Goals Made

5 vs. Dallas Christian (12/10/19)

Field Goal Attempts

10 vs. Dallas Christian (12/10/19)

3-Pt Field Goals Made

4 vs. Dallas Christian (12/10/19)

3-Pt Field Goal Attempts

9 vs. Dallas Christian (12/10/19)

Free Throws Made

1, twice, last vs. St. Edwards (2/20/20)

Free Throw Attempts

2, 3x, last vs. Trinity (11/9/21)

Assists

2 vs. Trinity (11/19/21)

Steals

1, twice, last vs. Texas A&M-International (1/2/20)

Blocked Shots

-

Jabbar's 2021-22 Game-by-Game

Opponent	Date	gs	min	Total		3-Pointers		Free throws		Rebounds				pf	a	t/o	blk	stl	pts	avg
				fg-fga	pct	3fg-fga	pct	ft-fga	pct	off	def	tot	avg							
TRINITY (TX)	11/09/21		5	0-2	.000	0-2	.000	0-2	.000	0	0	0	0.0	0	2	0	0	0	0	0.0
at Oklahoma	11/12/21		3	0-0	.000	0-0	.000	0-0	.000	0	0	0	0.0	0	0	0	0	0	0.0	
Totals			0	8	0-2	.000	0-2	.000	0-2	.000	0	0	0	0.0	0	2	0	0	0	0.0

Games played: 2
 Minutes/game: 4.0
 FG Pct: 0.0
 3FG Pct: 0.0
 FT Pct: 0.0

Assists/game: 1.0
 Assist/turnover ratio: 99.9

Jabbar's Career Stats

Season	gp-gs	min/avg	Total		3-Point		F-Throws		Rebounds				pf	fo	ast	to	blk	stl	Scoring	
			fg-fga	pct	fg-fga	pct	ft-fga	pct	off	def	tot	avg							pts	avg
2020-21	6-0	22/3.7	2-10	.200	2-9	.222	0-0	.000	0	4	4	0.7	0	0	0	1	0	0	6	1.0
2021-22	2-0	8/4.0	0-2	.000	0-2	.000	0-0	.000	0	0	0	0.0	0	0	2	0	0	0	0	0.0
TOTAL	8-0	30/3.8	2-12	.167	2-11	.182	0-2	.000	0	4	4	0.5	0	0	2	1	0	0	6	0.8



20 • LAMIN SABALLY

6-7 • 195 • FRESHMAN - HS • GUARD

BERLIN, GERMANY / BELLA VISTA [ARIZ.] PREP

As a Freshman

- Had five points, four rebounds and one steal in his collegiate debut in the season opener vs. Trinity
- Made road collegiate debut with six minutes at Oklahoma

Season Highs

Points

5 vs. Trinity (11/9/21)

Rebounds

4 vs. Trinity (11/9/21)

Field Goals Made

2 vs. Trinity (11/9/21)

Field Goal Attempts

7 vs. Trinity (11/9/21)

3-Pt Field Goals Made

-

3-Pt Field Goal Attempts

1 vs. Trinity (11/9/21)

Free Throws Made

1 vs. Trinity (11/9/21)

Free Throw Attempts

1 vs. Trinity (11/9/21)

Assists

-

Steals

1 vs. Trinity (11/9/21)

Blocked Shots

-

Minutes

12 vs. Trinity (11/9/21)

Career Highs

Points

5 vs. Trinity (11/9/21)

Rebounds

4 vs. Trinity (11/9/21)

Field Goals Made

2 vs. Trinity (11/9/21)

Field Goal Attempts

7 vs. Trinity (11/9/21)

3-Pt Field Goals Made

-

3-Pt Field Goal Attempts

1 vs. Trinity (11/9/21)

Free Throws Made

1 vs. Trinity (11/9/21)

Free Throw Attempts

1 vs. Trinity (11/9/21)

Assists

-

Steals

1 vs. Trinity (11/9/21)

Blocked Shots

-

Minutes

12 vs. Trinity (11/9/21)

Sabally's 2021-22 Game-by-Game

Opponent	Date	gs	min	Total		3-Pointers		Free throws		Rebounds				pf	a	t/o	blk	stl	pts	avg
				fg-fga	pct	3fg-fga	pct	ft-fa	pct	off	def	tot	avg							
TRINITY (TX)	11/09/21	12	2-7	.286	0-1	.000	1-1	1.000	1	3	4	4.0	1	0	2	0	1	5	5.0	
at Oklahoma	11/12/21	6	0-0	.000	0-0	.000	0-0	.000	0	1	1	2.5	0	0	0	0	0	0	2.5	
Totals		0	18	2-7	.286	0-1	.000	1-1	1.000	1	4	5	2.5	1	0	2	0	1	5	2.5

Games played: 2
 Minutes/game: 9.0
 Points/game: 2.5
 FG Pct: 28.6
 3FG Pct: 0.0
 FT Pct: 100.0

Rebounds/game: 2.5
 Turnovers/game: 1.0
 Steals/game: 0.5

Sabally's Career Stats

Season	gp-gs	min/avg	Total		3-Point		F-Throws		Rebounds				Scoring							
			fg-fga	pct	fg-fga	pct	ft-fa	pct	off	def	tot	avg	pf	fo	ast	to	blk	stl	pts	avg
2021-22	2-0	18/9.0	2-7	.286	0-1	.000	1-1	1.000	1	4	5	2.5	1	0	0	2	0	1	5	2.5
TOTAL	2-0	18/9.0	2-7	.286	0-1	.000	1-1	1.000	1	4	5	2.5	1	0	0	2	0	1	5	2.5

21 • JORDAN IVY-CURRY

6-2 • 175 • SOPHOMORE - 1L • GUARD

LA MARQUE, TEXAS / LA MARQUE HS



As a Sophomore

- Had a new career high with 19 points over 25 minutes, adding two assists and two steals in a season-opening win over Trinity
- Reached double figures for the second straight game to open the year, going for 10 points on 3 of 15 shooting at Oklahoma
- Had 14 points and four assists in 32 minutes vs. Texas A&M-Commerce
- Splashed a career-high 27 points on 10 of 19 shooting and 5 of 9 from deep in a win over Denver, adding four rebounds and three steals
- Had nine points and four assists in 35 minutes of a comeback win over IUPUI

Season Highs

Points

27 vs. Denver (11/16/21)

Rebounds

4 vs. Denver (11/16/21)

Field Goals Made

10 vs. Denver (11/16/21)

Field Goal Attempts

19 vs. Denver (11/16/21)

3-Pt Field Goals Made

5 vs. Denver (11/16/21)

3-Pt Field Goal Attempts

9 vs. Denver (11/16/21)

Free Throws Made

4 vs. Trinity (11/9/21)

Free Throw Attempts

4, twice, last at Oklahoma (11/12/21)

Assists

4, twice, last vs. IUPUI (11/17/21)

Steals

3 vs. Denver (11/16/21)

Blocked Shots

1 vs. TAMUC (11/15/21)

Minutes

35 vs. IUPUI (11/17/21)

Career Highs

Points

27 vs. Denver (11/16/21)

Rebounds

6, 3x, last at FIU (2/6/21)

Field Goals Made

10 vs. Denver (11/16/21)

Field Goal Attempts

19 vs. Denver (11/16/21)

3-Pt Field Goals Made

5 vs. Denver (11/16/21)

3-Pt Field Goal Attempts

9 vs. Denver (11/16/21)

Free Throws Made

5 vs. Southern Miss (1/23/21)

Free Throw Attempts

6, twice, last vs. Southern Miss (1/23/21)

Assists

6 vs. SW Adventist (3/4/21)

Steals

4 vs. SW Adventist (3/4/21)

Blocked Shots

1, 4x, last vs. TAMUC (11/15/21)

Ivy-Curry's 2021-22 Game-by-Game

Opponent	Date	gs	min	Total		3-Pointers		Free throws		Rebounds				pf	a	t/o	blk	stl	pts	avg	
				fg-fga	pct	3fg-fga	pct	ft-fa	pct	off	def	tot	avg								
TRINITY (TX)	11/09/21	*	25	6-12	.500	3-5	.600	4-4	1.000	1	0	1	1.0	1	2	0	0	2	19	19.0	
at Oklahoma	11/12/21	*	25	3-15	.200	1-4	.250	3-4	.750	0	3	3	2.0	0	0	1	0	1	10	14.5	
TEX. A&M-COMMERCE	11/15/21	*	32	6-16	.375	1-4	.250	0-0	.000	1	1	2	2.0	2	4	6	1	1	13	14.0	
DENVER	11/16/21	*	34	10-19	.526	5-9	.556	2-3	.667	1	3	4	2.5	1	1	1	0	3	27	17.3	
IUPUI	11/17/21	*	35	3-14	.214	2-7	.286	1-2	.500	1	0	1	2.2	0	4	1	0	0	9	15.6	
Totals			5	151	28-76	.368	12-29	.414	10-13	.769	4	7	11	2.2	4	11	9	1	7	78	15.6

Games played: 5
 Minutes/game: 30.2
 Points/game: 15.6
 FG Pct: 36.8
 3FG Pct: 41.4
 FT Pct: 76.9

Rebounds/game: 2.2
 Assists/game: 2.2
 Turnovers/game: 1.8
 Assist/turnover ratio: 1.2
 Steals/game: 1.4
 Blocks/game: 0.2

Ivy-Curry's Career Stats

Season	gp-gs	min/avg	Total		3-Point		F-Throws		Rebounds				pf	fo	ast	to	blk	stl	Scoring	
			fg-fga	pct	fg-fga	pct	ft-fa	pct	off	def	tot	avg							pts	avg
2020-21	26-11	520/20.0	67-167	.401	24-64	.375	28-41	.683	38	34	72	2.8	44	1	40	21	3	19	186	7.2
2021-22	5-5	151/30.2	28-76	.368	12-29	.414	10-13	.769	4	7	11	2.2	4	0	11	9	1	7	78	15.6
TOTAL	31-16	671/21.6	95-243	.391	36-93	.387	38-54	.704	42	41	83	2.7	48	1	51	30	4	26	264	8.5



22 • CHRISTIAN TUCKER

6-3 • 170 • FRESHMAN - HS • GUARD

CHANDLER, ARIZ. / GILBERT PERRY HS

As a Freshman (2021-22)

- Made collegiate debut with 12 minutes - including nine first-half minutes - in an outing vs. Texas A&M-Commerce, with a steal and three points
- Played five minutes with two points in a win over Denver and six minutes vs. IUPUI

Season Highs

Points

3 vs. TAMUC (11/15/21)

Rebounds

1 vs. TAMUC (11/15/21)

Field Goals Made

1, twice, last vs. Denver (11/16/21)

Field Goal Attempts

2, 3x, last vs. IUPUI (11/17/21)

3-Pt Field Goals Made

-

3-Pt Field Goal Attempts

1 vs. Denver (11/16/21)

Free Throws Made

1 vs. TAMUC (11/15/21)

Free Throw Attempts

2 vs. TAMUC (11/15/21)

Assists

-

Steals

1 vs. TAMUC (11/15/21)

Blocked Shots

-

Minutes

12 vs. TAMUC (11/15/21)

Tucker's 2021-22 Game-by-Game

Opponent	Date	gs	min	Total		3-Pointers		Free throws		Rebounds				pf	a	t/o	blk	stl	pts	avg
				fg-fga	pct	3fg-fga	pct	ft-fa	pct	off	def	tot	avg							
TEX. A&M-COMMERCE	11/15/21	12		1-2	.500	0-0	.000	1-2	.500	0	1	1	1.0	4	0	1	0	1	3	3.0
DENVER	11/16/21	5		1-2	.500	0-1	.000	0-0	.000	0	0	0	0.5	2	0	1	0	0	2	2.5
IUPUI	11/17/21	6		0-2	.000	0-0	.000	0-0	.000	0	0	0	0.3	1	0	2	0	0	0	1.7
Totals		0	23	2-6	.333	0-1	.000	1-2	.500	0	1	1	0.3	7	0	4	0	1	5	1.7

Games played: 3
 Minutes/game: 7.7
 Points/game: 1.7
 FG Pct: 33.3
 3FG Pct: 0.0
 FT Pct: 50.0

Rebounds/game: 0.3
 Turnovers/game: 1.3
 Steals/game: 0.3

Career Highs

Points

3 vs. TAMUC (11/15/21)

Rebounds

1 vs. TAMUC (11/15/21)

Field Goals Made

1, twice, last vs. Denver (11/16/21)

Field Goal Attempts

2, 3x, last vs. IUPUI (11/17/21)

3-Pt Field Goals Made

-

3-Pt Field Goal Attempts

1 vs. Denver (11/16/21)

Free Throws Made

1 vs. TAMUC (11/15/21)

Free Throw Attempts

2 vs. TAMUC (11/15/21)

Assists

-

Steals

1 vs. TAMUC (11/15/21)

Blocked Shots

-

Minutes

12 vs. TAMUC (11/15/21)

Tucker's Career Stats

Season	gp-gs	min/avg	Total		3-Point		F-Throws		Rebounds				pf	fo	ast	to	blk	stl	Scoring	
			fg-fga	pct	fg-fga	pct	ft-fa	pct	off	def	tot	avg							pts	avg
2021-22	3-0	23/7.7	2-6	.333	0-1	.000	1-2	.500	0	1	1	0.3	7	0	0	4	0	1	5	1.7
TOTAL	3-0	23/7.7	2-6	.333	0-1	.000	1-2	.500	0	1	1	0.3	7	0	0	4	0	1	5	1.7



24 • JACOB GERMANY

6-11 • 235 • JUNIOR - 2L • CENTER

KINGSTON, OKLA. / KINGSTON HS

As a Junior (2021-22)

- Went for his second career 20+ point game in the season opener vs. Trinity, collecting 24 points with three rebounds, 10 made buckets and two blocks
- Had six points and two rebounds at Oklahoma
- Chipped in five points and six rebounds vs. Texas A&M-Commerce
- Played 30 minutes with 17 points and eight rebounds vs. Denver, dishing out three assists from the post
- Grabbed four rebounds with 15 points in 25 minutes vs. IUPUI

Season Highs

Points

24 vs. Trinity (11/9/21)

Rebounds

8 vs. Denver (11/16/21)

Field Goals Made

10 vs. Trinity (11/9/21)

Field Goal Attempts

15 vs. Trinity (11/9/21)

3-Pt Field Goals Made

3-Pt Field Goal Attempts

3 at Oklahoma (11/12/21)

Free Throws Made

5 vs. Denver (11/16/21)

Free Throw Attempts

7 vs. Denver (11/16/21)

Assists

3 vs. Denver (11/16/21)

Steals

-

Blocked Shots

2 vs. Trinity (11/9/21)

Minutes

30 vs. Denver (11/16/21)

Career Highs

Points

26 vs. FAU (2/12/21)

Rebounds

15 at ODU (2/6/20)

Field Goals Made

13 vs. FAU (2/12/21)

Field Goal Attempts

21 vs. FAU (2/12/21)

3-Pt Field Goals Made

3-Pt Field Goal Attempts

3 at Oklahoma (11/12/21)

Free Throws Made

5, 3x, last vs. Denver (11/16/21)

Free Throw Attempts

7 vs. Denver (11/16/21)

Assists

3, twice, last vs. Denver (11/16/21)

Steals

2, twice, last at Louisiana Tech (1/9/20)

Blocked Shots

5 vs. Southern Miss (1/22/21)

Germany's 2021-22 Game-by-Game

Opponent	Date	gs	min	Total		3-Pointers		Free throws		Rebounds				pf	a	t/o	blk	stl	pts	avg	
				fg-fga	pct	3fg-fga	pct	ft-fa	pct	off	def	tot	avg								
TRINITY (TX)	11/09/21	*	19	10-15	.667	0-0	.000	4-4	1.000	2	1	3	3.0	1	0	0	2	0	24	24.0	
at Oklahoma	11/12/21	*	23	3-10	.300	0-3	.000	0-0	.000	1	1	2	2.5	1	0	2	1	0	6	15.0	
TEX. A&M-COMMERCE	11/15/21	*	26	1-3	.333	0-0	.000	3-6	.500	2	4	6	3.7	3	0	1	1	0	5	11.7	
DENVER	11/16/21	*	30	6-13	.462	0-1	.000	5-7	.714	3	5	8	4.8	2	3	2	0	0	17	13.0	
IUPUI	11/17/21	*	25	6-11	.545	0-0	.000	3-4	.750	1	3	4	4.6	1	2	2	1	0	15	13.4	
Totals			5	123	26-52	.500	0-4	.000	15-21	.714	9	14	23	4.6	8	5	7	5	0	67	13.4

Games played: 5
 Minutes/game: 24.6
 Points/game: 13.4
 FG Pct: 50.0
 3FG Pct: 0.0
 FT Pct: 71.4

Rebounds/game: 4.6
 Assists/game: 1.0
 Turnovers/game: 1.4
 Assist/turnover ratio: 0.7
 Blocks/game: 1.0

Germany's Career Stats

Season	gp-gs	min/avg	Total		3-Point		F-Throws		Rebounds				Scoring							
			fg-fga	pct	fg-fga	pct	ft-fa	pct	off	def	tot	avg	pf	fo	ast	to	blk	stl	pts	avg
2019-20	31-10	493/15.9	74-133	.556	0-1	.000	21-40	.525	40	100	140	4.5	50	3	9	23	25	15	169	5.5
2020-21	26-24	550/21.2	112-228	.491	0-0	.000	45-61	.738	59	97	156	6.0	45	0	11	21	30	5	269	10.3
2021-22	5-5	123/24.6	26-52	.500	0-4	.000	15-21	.714	9	14	23	4.6	8	0	5	7	5	0	67	13.4
TOTAL	62-39	1166/18.8	212-413	.513	0-5	.000	81-122	.664	108	211	319	5.1	103	3	25	51	60	20	505	8.1



32 • ISAIH ADDO-ANKRAH

6-6 • 200 • SOPHOMORE - 1L • GUARD

HOUSTON, TEXAS / SECOND BAPTIST HS

As a Sophomore (2021-22)

- Played the final five minutes in UTSA's season-opening win over Trinity, grabbing a rebound
- Played in his first career road game at Oklahoma, logging three minutes and sinking a free throw

Season Highs

Points

1 at Oklahoma (11/12/21)

Rebounds

1 vs. Trinity (11/9/21)

Field Goals Made

-

Field Goal Attempts

1 at Oklahoma (11/12/21)

3-Pt Field Goals Made

-

3-Pt Field Goal Attempts

1 at Oklahoma (11/12/21)

Free Throws Made

1 at Oklahoma (11/12/21)

Free Throw Attempts

1 at Oklahoma (11/12/21)

Assists

-

Steals

-

Blocked Shots

-

Minutes

5 vs. Trinity (11/9/21)

Addo-Ankrah's 2021-22 Game-by-Game

Opponent	Date	gs	min	Total		3-Pointers		Free throws		Rebounds				pf	a	t/o	blk	stl	pts	avg
				fg-fga	pct	3fg-fga	pct	ft-fa	pct	off	def	tot	avg							
TRINITY (TX)	11/09/21	5		0-0	.000	0-0	.000	0-0	.000	0	1	1	1.0	0	0	0	0	0	0	0.0
at Oklahoma	11/12/21	3		0-1	.000	0-1	.000	1-1	1.000	0	0	0	0.5	0	0	0	0	0	1	0.5
Totals		0	8	0-1	.000	0-1	.000	1-1	1.000	0	1	1	0.5	0	0	0	0	0	1	0.5

Games played: 2
 Minutes/game: 4.0
 Points/game: 0.5
 FG Pct: 0.0
 3FG Pct: 0.0
 FT Pct: 100.0

Rebounds/game: 0.5

Career Highs

Points

7 vs. SWAU (3/4/21)

Rebounds

1, 3x, last vs. Trinity (11/9/21)

Field Goals Made

3 vs. SWAU (3/4/21)

Field Goal Attempts

5 vs. SWAU (3/4/21)

3-Pt Field Goals Made

1 vs. SWAU (3/4/21)

3-Pt Field Goal Attempts

3 vs. SWAU (3/4/21)

Free Throws Made

2 vs. OLLU (12/20/20)

Free Throw Attempts

2 vs. OLLU (12/20/20)

Assists

-

Steals

1 at FIU (2/6/21)

Blocked Shots

-

Minutes

7 vs. SWAU (3/4/21)

Addo-Ankrah's Career Stats

Season	gp-gs	min/avg	Total		3-Point		F-Throws		Rebounds				pf	fo	ast	to	blk	stl	Scoring	
			fg-fga	pct	fg-fga	pct	ft-fa	pct	off	def	tot	avg							pts	avg
2020-21	6-0	17/2.8	4-7	.571	1-3	.333	2-2	1.000	0	2	2	0.3	0	0	0	1	0	1	11	1.8
2021-22	2-0	8/4.0	0-1	.000	0-1	.000	1-1	1.000	0	1	1	0.5	0	0	0	0	0	0	1	0.5
TOTAL	8-0	25/3.1	4-8	.500	1-4	.250	3-3	1.000	0	3	3	0.4	0	0	0	1	0	1	12	1.5

SEASON/CAREER SNAPSHOT

SEASON STATISTICS
CAREER STATISTICS

SUMMARY	gp-gs	min/g	fg%	3fg%	ft%	r/g	a/g	stl	blk	pts/g	gp-gs	min/g	fg%	3fg%	ft%	r/g	a/g	stl	blk	pts/g
Jordan Ivy-Curry	5-5	30.2	.368	.414	.769	2.2	2.2	7	1	15.6	31-16	21.6	.391	.387	.704	2.7	1.6	26	4	8.5
Dhieu Deing	5-5	26.2	.388	.368	.643	6.0	1.0	8	1	15.0	5-5	26.2	.388	.368	.643	6.0	1.0	8	1	15.0
Jacob Germany	5-5	24.6	.500	.000	.714	4.6	1.0	0	5	13.4	62-39	18.8	.513	.000	.664	5.1	0.4	20	60	8.1
Cedrick Alley Jr.	5-5	25.8	.349	.222	.625	8.0	1.6	5	3	7.8	29-21	21.6	.400	.310	.771	5.0	1.1	21	12	6.5
Darius McNeill	5-5	25.6	.391	.333	.857	1.8	2.0	2	0	5.2	5-5	25.6	.391	.333	.857	1.8	2.0	2	0	5.2
Josh Farmer	3-0	11.7	.364	.333	1.000	3.7	0.0	1	0	3.7	3-0	11.7	.364	.333	1.000	3.7	0.0	1	0	3.7
Lachlan Bofinger	5-0	11.8	.368	.000	.500	4.2	0.8	3	2	3.0	22-0	10.3	.478	.000	.500	3.4	0.6	14	9	3.1
Lamin Sabally	2-0	9.0	.286	.000	1.000	2.5	0.0	1	0	2.5	2-0	9.0	.286	.000	1.000	2.5	0.0	1	0	2.5
Erik Czumbel	5-0	24.8	.267	.000	.500	2.4	2.2	3	0	2.2	62-31	22.5	.375	.362	.788	1.9	1.6	32	4	4.0
Christian Tucker	3-0	7.7	.333	.000	.500	0.3	0.0	1	0	1.7	3-0	7.7	.333	.000	.500	0.3	0.0	1	0	1.7
Phoenix Ford	5-0	12.6	.375	.000	.250	2.6	0.6	3	0	1.6	37-2	8.5	.435	.000	.556	2.3	0.3	9	2	1.5
Isaiah Addo-Ankrah	2-0	4.0	.000	.000	1.000	0.5	0.0	0	0	0.5	8-0	3.1	.500	.250	1.000	0.4	0.0	1	0	1.5
Artan Jabbar	2-0	4.0	.000	.000	.000	0.0	1.0	0	0	0.0	8-0	3.8	.167	.182	.000	0.5	0.3	0	0	0.8

SCORING	fg-fga	fg%	3fg-fga	3fg%	ft-fa	ft%	pts	pts/g	fg-fga	fg%	3fg-fga	3fg%	ft-fa	ft%	pts	pts/g
Jordan Ivy-Curry	28-76	.368	12-29	.414	10-13	.769	78	15.6	95-243	.391	36-93	.387	38-54	.704	264	8.5
Dhieu Deing	26-67	.388	14-38	.368	9-14	.643	75	15.0	26-67	.388	14-38	.368	9-14	.643	75	15.0
Jacob Germany	26-52	.500	0-4	.000	15-21	.714	67	13.4	212-413	.513	0-5	.000	81-122	.664	505	8.1
Cedrick Alley Jr.	15-43	.349	4-18	.222	5-8	.625	39	7.8	70-175	.400	22-71	.310	27-35	.771	189	6.5
Darius McNeill	9-23	.391	2-6	.333	6-7	.857	26	5.2	9-23	.391	2-6	.333	6-7	.857	26	5.2
Josh Farmer	4-11	.364	1-3	.333	2-2	1.000	11	3.7	4-11	.364	1-3	.333	2-2	1.000	11	3.7
Lachlan Bofinger	7-19	.368	0-3	.000	1-2	.500	15	3.0	33-69	.478	0-6	.000	3-6	.500	69	3.1
Lamin Sabally	2-7	.286	0-1	.000	1-1	1.000	5	2.5	2-7	.286	0-1	.000	1-1	1.000	5	2.5
Erik Czumbel	4-15	.267	0-4	.000	3-6	.500	11	2.2	78-208	.375	50-138	.362	41-52	.788	247	4.0
Christian Tucker	2-6	.333	0-1	.000	1-2	.500	5	1.7	2-6	.333	0-1	.000	1-2	.500	5	1.7
Phoenix Ford	3-8	.375	0-0	.000	2-8	.250	8	1.6	20-46	.435	0-0	.000	15-27	.556	55	1.5
Isaiah Addo-Ankrah	0-1	.000	0-1	.000	1-1	1.000	1	0.5	4-8	.500	1-4	.250	3-3	1.000	12	1.5
Artan Jabbar	0-2	.000	0-2	.000	0-2	.000	0	0.0	2-12	.167	2-11	.182	0-2	.000	6	0.8

TOTALS	o-reb	d-reb	t-reb	pf	fo	ast	to	a/to	o-reb	d-reb	t-reb	pf	fo	ast	to	a/to
Jordan Ivy-Curry	4	7	11	4	0	11	9	1.2	42	41	83	48	1	51	30	1.7
Dhieu Deing	9	21	30	7	0	5	7	0.7	9	21	30	7	0	5	7	0.7
Jacob Germany	9	14	23	8	0	5	7	0.7	108	211	319	103	3	25	51	0.5
Cedrick Alley Jr.	13	27	40	9	0	8	6	1.3	45	100	145	45	0	31	29	1.1
Darius McNeill	1	8	9	7	0	10	4	2.5	1	8	9	7	0	10	4	2.5
Josh Farmer	5	6	11	2	0	0	4	0.0	5	6	11	2	0	0	4	0.0
Lachlan Bofinger	6	15	21	3	0	4	4	1.0	25	50	75	23	1	14	15	0.9
Lamin Sabally	1	4	5	1	0	0	2	0.0	1	4	5	1	0	0	2	0.0
Erik Czumbel	2	10	12	9	0	11	4	2.8	10	109	119	142	4	102	63	1.6
Christian Tucker	0	1	1	7	0	0	4	0.0	0	1	1	7	0	0	4	0.0
Phoenix Ford	10	3	13	11	0	3	4	0.8	40	44	84	63	1	12	15	0.8
Isaiah Addo-Ankrah	0	1	1	0	0	0	0	0.0	0	3	3	0	0	0	1	0.0
Artan Jabbar	0	0	0	0	0	2	0	0.0	0	4	4	0	0	2	1	2.0