



# OLD DOMINION

## 2021-22 WOMEN'S BASKETBALL

3 NATIONAL CHAMPIONSHIPS /// 1,100+ PROGRAM WINS /// 25 NCAA APPEARANCES

### 2021-22 SCHEDULE/RESULTS

N9	vs. SOUTH CAROLINA ST.	W, 80-52
N14	vs. AUBURN	W, 57-44
N18	vs. GEORGE WASHINGTON	L, 47-45
N21	at VCU	L, 71-48
N26	Saint Joseph's !	W, 67-50
N27	Texas Tech !	W, 59-45
N28	Stetson !	W, 61-51
D5	at William & Mary	W, 68-55
D8	vs. BOWIE STATE	W, 70-29
D12	vs. NORFOLK STATE	W, 76-47
D18	at Appalachian State	W, 85-49
D22	at Temple	W, 71-68
D30	vs. FIU *	PPD
J13	at UTSA *	8 p.m.
J15	at UTEP *	3 p.m.
J17	vs. FLORIDA ATLANTIC *	1:30 p.m.
J20	vs. RICE *	6:30 p.m.
J22	vs. NORTH TEXAS *	1 p.m.
J26	vs. CHARLOTTE *	6:30 p.m.
J29	at Charlotte *	4 p.m.
F3	at Marshall *	6 p.m.
F5	at WKU *	3 p.m.
F10	vs. MIDDLE TENNESSEE *	6:30 p.m.
F13	at UAB *	1 p.m.
F17	vs. MARSHALL *	6:30 p.m.
F19	vs. WKU *	2 p.m.
F24	at Florida Atlantic *	6 p.m.
F26	at FIU *	12 p.m.
M2	vs. LA Tech *	6:30 p.m.
M5	at Middle Tennessee *	3 p.m.
M8-12	C-USA Tournament (Frisco, Texas)	

All times Eastern & subject to change

Home games in ALL CAPS

! - Van Chancellor Classic (Katy, Texas)

\* - Denotes C-USA Contest

### ODU Athletic Communications

Women's Basketball Contact: Matt Wurzbarger

Email: mwurzbur@odu.edu

Phone: 540-392-2711 (C) | 757-683-3395 (O)

## ODUSPORTS.COM



@ODUSports  
@ODU\_WBB  
@DelishaMJones



@odusports  
@oduwbasketball  
@delishamiltonjones



@ODUSports  
@ODUWBB

OLD DOMINION (10-2, 0-0 C-USA) vs. UTSA (4-9, 1-1 C-USA)

GAME 13 // JAN. 13 // 8 PM ET // CHARTWAY ARENA (NORFOLK, VA.)



### OLD DOMINION MONARCHS

Head Coach: DeLisha Milton-Jones

Record at ODU: 23-13 (2nd season)

Career Record: 55-45 (4th season)

2020-21 Record: 13-11 (7-9 C-USA)

Last Game: W, 71-68 at Temple

Ranking: N/A

VS.



### UTSA ROADRUNNERS

Head Coach: Karen Aston

Record at UTSA: 4-9 (1st season)

Career Record: 289-155 (14th season)

2020-21 Record: 2-18 (0-14 C-USA)

Last Game: W, 68-60 vs. UAB

Ranking: N/A

### SERIES HISTORY

All-Time: ODU leads, 6-4

Last Meeting: W, 62-43 (2/6/20) at UTSA

First Meeting: W, 68-57 (2/22/14) at UTSA

Streak: W3

### BROADCAST INFORMATION

Stream: CUSA.tv

Radio: Money Talk 1310 AM

100.9 FM, 97.3 HD2

PXP: Matthew Hatfield

### THE STARTING FIVE

- The Monarchs are winners of their past eight games, their longest win streak under head coach DeLisha Milton-Jones. During this run, ODU is outscoring opponents by over 20 points per game, shooting 43.2 percent from the floor, averaging 14.8 assists and turning over the competition 24.1 times. The eight-game win streak is tied for the fifth-longest streak in Division I.

- ODU's last win came at Temple, 71-68 on Dec. 22. The Monarchs trailed for most of the first half and were down a point with 2:05 left in the game. ODU shot just 35.3 percent, its lowest field goal percentage in nine games, but collected a season-high 26 offensive rebounds and turned the Owls over 25 times. Iggy Allen (22 points, 12 rebounds) and Ajah Wayne (13p, 11r) each had double-doubles in the win.

- The Monarchs open Conference USA play on Thursday. Old Dominion is one of the favorites in the conference, finishing second in the preseason poll just eight votes behind Charlotte. The Monarchs and 49ers received six first-place votes each. Additionally, ODU landed three players (Iggy Allen, Ajah Wayne, Amari Young) on the all-conference preseason team.

- The Monarchs are one of the tightest defensive units in the country this year. ODU entered Tuesday ranked seventh nationally and first in C-USA in scoring defense (50.7). The Monarchs are 33rd in field goal percentage defense (.353) and ninth in 3-point field goal percentage defense (.241). ODU is turning teams over 22.67 times per game (13th in DI) while averaging the 10th-most steals per game (12.8) in the country.

- On Feb. 19, 2021 the Monarchs sat at 6-9 overall and 3-8 in Conference USA before ending the season with seven wins in their last nine games. The Monarchs are a combined 17-4 (.810) since that Feb. 19 loss to UAB. Those 17 wins are the most by a C-USA team over that span, and no team in C-USA can match ODU's .810 win percentage since Feb. 19.

### PREVIOUS GAME STARTERS

#	Player	PPG	RPG	APG	MPG
#2	Iggy Allen Gr.   G   5-11	14.3	8.3	1.9	28.8
#3	Taleah Washington Jr.   G   5-7	4.1	1.0	1.1	12.6
#11	Kaye Clark Jr.   G   5-7	6.0	3.0	2.3	25.9
#14	Ajah Wayne Sr.   G/F   5-10	15.0	5.9	1.8	28.9
#23	Amari Young Sr.   F   5-11	8.4	5.5	0.5	25.3

## QUICK FACTS

### General Information

Location: Norfolk, Va. (23529)  
 Nickname: Monarchs  
 Founded: 1930 (as the Norfolk Division of The College of William & Mary)  
 Enrollement: 24,824  
 School Colors: Slate Blue (PMS 540)  
                   Silver (PMS 877)  
                   Light Blue (PMS 283)  
 Home Court: Chartway Arena (8,472)  
 Conference: Conference USA  
 President: Dr. Brian O. Hemphill (Saint Augustine's)  
 Athletic Director: Dr. Camden Wood Selig (Washington & Lee)  
 A.D. Office Phone: 757-683-3369  
 Sr. Woman Administrator: Carolyn Crutchfield  
 Faculty Representative: Stacie Raymer  
 Athletic Department Phone: 757-683-3375  
 Official Website: ODUSports.com  
 Ticket Office Phone: 757-683-4444  
 Ticket Office Website: ynottix.com

### Program History

First Year: 1969-70  
 All-Time: 1,107-472 (.701)  
 NCAA Appearances: 25 (Last, 2008)  
 NCAA Record: 34-24  
 WNIT Appearances: 8 (Last, 2019)  
 WNIT Record: 7-8

### 2021-22 Coaching & Support Staff

Head Coach: DeLisha Milton-Jones  
 Record at ODU: 23-13  
 Overall Record: 55-45  
 Assistant Coach: Shammond Williams  
 Assistant Coach & Co-Recruiting Coordinator: Danielle Bell  
 Assistant Coach & Co-Recruiting Coordinator: Roland Jones Jr.  
 Director of Basketball Operations: Corey Green  
 Video Coordinator: Kyle Weakland  
 Athletic Trainer: Andilynn Beadles  
 Strength Coach: Ryan Hardie  
 Academic Advisor: Kristin Eden  
 Sport Administrator: Carolyn Crutchfield  
 Student Manager: Marcus Gear  
 Office Phone Number: 757-683-3401

### 2020-21 Season In Review

Overall Record: 13-11  
 C-USA Record: 7-9  
 Postseason: N/A  
 C-USA Tournament: Semifinals  
 Letterwinners Returning/Lost: 5/5  
 Starters Returning/Lost: 4/1  
 Newcomers: 10 (5 freshman)

### Radio Information

Radio Station: 94.1 WVSP-FM / 1310 WGH-AM  
 PBP: Matthew Hatfield  
 Analyst: Susan Montgomery (at home)

## ROSTER BREAKDOWN

### NUMERICAL

No.	NAME	POS.	CL.	HT.	HOMETOWN (HS/PREV. SCHOOL)
0	Joy Campbell	G	So.	5-6	Fontana, Calif. / Etiwanda / UC Riverside
1	Mariah Adams	G	Sr.	6-0	Little Rock, Ark. / eStem
2	Iggy Allen	G	Gr.	5-11	Pompano Beach, Fla. / Dillard / FAU
3	Taleah Washington	G	Jr.	5-7	District Heights, Md. / Forestville / Syracuse
4	Aziah Hudson	G	Sr.	5-6	Baldwin, N.Y. / Baldwin
5	Ashanti Barnes-Williams	F	Fr.	6-1	Norfolk, Va. / Lake Taylor
11	Kaye Clark	G	Jr.	5-7	Milwaukee, Wisc. / Rufus King/ Trinity Valley CC
12	Brianna Jackson	F	Jr.	6-3	Virginia Beach, Va. / Princess Anne
14	Ajah Wayne	G/F	Sr.	5-10	Birmingham, Ala. / Ramsay
20	Maggie Robinson	F	Gr.	6-0	Mobile, Ala. / W.P. Davidson / Shelton State CC
23	Amari Young	F	Sr.	5-11	North Augusta, S.C. / North Augusta
24	Eden Sample	G	Fr.	5-11	Gwinnett, Ga. / Collins Hill
25	Kaylen Nelson	G/F	Fr.	5-11	Tulsa, Okla. / Union
35	Alex Rouse	G	Fr.	5-8	Little Rock, Ark. / Joe T. Robinson
44	Amhyia Moreland	F	Fr.	6-1	Charlotte, N.C. / Zebulon B. Vance

### ALPHABETICAL

No.	NAME	POS.	CL.	HT.	HOMETOWN (HS/PREV. SCHOOL)
1	Mariah Adams	G	Sr.	6-0	Little Rock, Ark. / eStem
2	Iggy Allen	G	Gr.	5-11	Pompano Beach, Fla. / Dillard / FAU
5	Ashanti Barnes-Williams	F	Fr.	6-1	Norfolk, Va. / Lake Taylor
0	Joy Campbell	G	So.	5-6	Fontana, Calif. / Etiwanda / UC Riverside
11	Kaye Clark	G	Jr.	5-7	Milwaukee, Wisc. / Rufus King/ Trinity Valley CC
4	Aziah Hudson	G	Sr.	5-6	Baldwin, N.Y. / Baldwin
12	Brianna Jackson	F	Jr.	6-3	Virginia Beach, Va. / Princess Anne
44	Amhyia Moreland	F	Fr.	6-1	Charlotte, N.C. / Zebulon B. Vance
25	Kaylen Nelson	G/F	Fr.	5-11	Tulsa, Okla. / Union
20	Maggie Robinson	F	Gr.	6-0	Mobile, Ala. / W.P. Davidson / Shelton State CC
35	Alex Rouse	G	Fr.	5-8	Little Rock, Ark. / Joe T. Robinson
24	Eden Sample	G	Fr.	5-11	Gwinnett, Ga. / Collins Hill
3	Taleah Washington	G	Jr.	5-7	District Heights, Md. / Forestville / Syracuse
14	Ajah Wayne	G/F	Sr.	5-10	Birmingham, Ala. / Ramsay
23	Amari Young	F	Sr.	5-11	North Augusta, S.C. / North Augusta

### COACHES & STAFF

<b>Head Coach</b>	DeLisha Milton-Jones
<b>Assistant Coach</b>	Shammond Williams
<b>Asst. Coach &amp; Co-Recruiting Coord.</b>	Danielle Bell
<b>Asst. Coach &amp; Co-Recruiting Coord.</b>	Roland Jones Jr.
<b>Director of Basketball Operations</b>	Corey Green
<b>Video Coordinator</b>	Kyle Weakland
<b>Sports Performance Coach</b>	Ryan Hardie
<b>Athletic Trainer</b>	Andilynn Beadles

### PRONUNCIATION GUIDE

#1 <b>Mariah Adams</b>	muh-RYE-uh
#3 <b>Taleah Washington</b>	tah-LEE-uh
#4 <b>Aziah Hudson</b>	ay-ZHUH
#12 <b>Brianna Jackson</b>	bree-AHN-nuh
#14 <b>Ajah Wayne</b>	ay-ZHUH
#24 <b>Eden Sample</b>	ee-DEN
#35 <b>Alex Rouse</b>	rhyms with house
#44 <b>Amhyia Moreland</b>	uh-MY-uh

### BY STATE/COUNTRY

**Alabama (2)**  
 Maggie Robinson  
 Ajah Wayne

**Arkansas (2)**  
 Mariah Adams  
 Alex Rouse

**California (1)**  
 Joy Campbell

**Florida (1)**  
 Iggy Allen

**Georgia (1)**  
 Eden Sample

**Maryland (1)**  
 Taleah Washington

**New York (1)**  
 Aziah Hudson

**North Carolina (1)**  
 Amhyia Moreland

**Oklahoma (1)**  
 Kaylen Nelson

**South Carolina (1)**  
 Amari Young

**Virginia (2)**  
 Ashanti Barnes-Williams  
 Brianna Jackson

**Wisconsin (1)**  
 Kaye Clark

### BY POSITION

**GUARD (8)**  
 Mariah Adams  
 Iggy Allen  
 Joy Campbell  
 Kaye Clark  
 Aziah Hudson  
 Alex Rouse  
 Eden Sample  
 Taleah Washington

**GUARD/FORWARD (2)**  
 Kaylen Nelson  
 Ajah Wayne

**FORWARD (5)**  
 Ashanti Barnes-Williams  
 Brianna Jackson  
 Amhyia Moreland  
 Maggie Robinson  
 Amari Young

### BY CLASS

**GRADUATES (2)**  
 Iggy Allen  
 Maggie Robinson

**SENIORS (4)**  
 Mariah Adams  
 Aziah Hudson  
 Ajah Wayne  
 Amari Young

**JUNIORS (3)**  
 Kaye Clark  
 Brianna Jackson  
 Taleah Washington

**SOPHOMORES (1)**  
 Joy Campbell

**FRESHMAN (5)**  
 Ashanti Barnes-Williams  
 Amhyia Moreland  
 Kaylen Nelson  
 Alex Rouse  
 Eden Sample



# DELISHA MILTON-JONES

**Experience:** Second Season at ODU (fourth season overall)

**Alma Mater:** Florida, '97

**All-Time Record:** 55-45 (.550)

**ODU Record:** 23-13 (.639)

**C-USA Record:** 7-9 (.438)

## CAREER TIMELINE

### COACHING HISTORY

OLD DOMINION, Head Coach (2020-present)

SYRACUSE, Assistant Coach (2019-20)

- Helped recruit No. 4 class in the nation
- Wins over No. 5 Louisville and No. 8 Florida State

PEPPERDINE, Head Coach (2017-19)

- WNIT Sweet 16 in '19
- Finished 22-10 in 2018-19, one of the best turnarounds in the country
- 22 wins marked the program's most wins since 2002

PEPPERDINE, Assistant Coach (2016-17)

### PLAYING HISTORY

WNBA (1999-2016)

- Fourth pick in the '99 Draft
- 2x WNBA Champion
- 3x WNBA All-Star
- Retired in '16 with most games played in league history with 499

USA BASKETBALL (1998, 1995-96, 1998-00)

- 2x Gold Medalist in '00 & '08
- 2x FIBA World Champion in '98 & '02

FLORIDA (1991-95)

- Florida Gator Hall Of Fame Inductee (2007)
- 1997 Wade Trophy Winner
- 1997 All-American
- 1,858 points scored

### EDUCATION

University of Florida ('97)

DeLisha Milton-Jones, the two-time Olympic gold medalist with a decorated professional career in the WNBA and overseas and former head coach at Pepperdine University, was announced as the new head coach of the Old Dominion women's basketball program by Director of Athletics Dr. Camden Wood Selig on April 17, 2020.

Milton-Jones guided the Monarchs to a 13-11 overall mark and a Conference USA Tournament Semifinals appearance in 2020-21. She notched her first win on the Monarchs' bench on Dec. 3 with a 70-47 result over William & Mary in ODU's home opener. Just three days later, she picked up another win over an in-state opponent – beating eventual Atlantic 10 champion VCU 81-76 in overtime. The Monarchs closed out the regular season with four wins in their last five games, including a 74-57 triumph on the road at C-USA Champions Middle Tennessee. Milton-Jones' Monarchs carried that momentum with them to Frisco, Texas for the C-USA Tournament. ODU won three games in as many days, including a pair of overtime victories, to reach the semifinals as the No. 6 seed out of the east. ODU took Rice, the west's top seed, to the brink before eventually falling 62-60. In all, the Monarchs were 7-2 in their final nine games.

Under the tutelage of Milton-Jones, three Monarchs earned significant accolades in 2020-21. Victoria Morris and Amari Young both placed on the all-conference second team. Young was also on the C-USA All-Defensive Team and the VaSID All-State Second Team. Wayne played her way on to the C-USA All-Tournament Team. ODU also found success in the classroom in 2020-21 with nine players featured on the Conference USA Commissioner's Honor Roll.

Milton-Jones has excelled at every stop of her basketball career. She started her college coaching career as an assistant at Pepperdine in 2016-17. After one season, she moved into the head coaching role and led the program to unprecedented success. In the 2017-18 season, she guided Pepperdine to 10 wins, the most at the Malibu school since 2012. In her second year, the Waves finished 22-10, winning 12 more games than the previous year in one of the best turnarounds in the country. The Waves' 22 victories in 2018-19 also marked the program's most since 2002. Pepperdine earned a WNIT bid for the program's first postseason tournament appearance, and then advanced to the Sweet 16 with wins over St. Mary's and Cal Baptist.

She left Pepperdine for the assistant coaching role at Syracuse following the 2019 WNIT run. Milton-Jones joined the staff of veteran head coach Quentin Hillsman. With Milton-Jones on the bench, the Orange put together a 16-15 mark, highlighted by wins over No. 5 Louisville and No. 8 Florida State.

Milton-Jones's coaching career followed a long and successful professional and international basketball career. Drafted fourth in the 1999 WNBA draft, she played 17 years in the league, retiring from the WNBA in 2016 after setting the record for most games played in league history with 499, which was later broken by WNBA great Sue Bird. She helped lead the Los Angeles Sparks to back-to-back WNBA Championships in 2001 and 2002. She was selected to the WNBA All-Star team in 2000, 2004 and 2007. In all, Milton-Jones played for Atlanta, New York, Washington and San Antonio, in addition to Los Angeles. Her 5,571 career points still rank ninth in WNBA history. She also made stops in Spain, Italy, Turkey, South Korea, the Czech Republic and Russia to play professionally.

On the international stage, Milton-Jones helped the United States win Olympic gold medals in 2000 and 2008. In the latter, she was coached by former ODU legend, Anne Donovan. She missed the 2004 Olympics with an injury. While playing for the national team, Milton-Jones also helped Team USA win FIBA Championships in 1998 and 2002.

Milton-Jones's first venture into coaching came when she was named interim coach of the Los Angeles Stars midway through the 2005 American Basketball Association. She became just the second woman to coach a men's professional basketball team.

Milton-Jones, who played for four years for Carol Ross at Florida, had one of the most remarkable college careers at Florida, capped off her senior year when she was named the 1997 Wade Trophy Winner, the 1997 Honda Award Winner, the 1997 SEC Player of the Year and a First Team All-American selection amongst other highly-touted accolades. She scored 1,858 points during her career, helping the Gators to four straight NCAA tournament appearances. Ironically, her final collegiate game was a 53-51 loss to Old Dominion in the 1997 NCAA Elite Eight. She was named to the Florida Gator Hall of Fame in 2007.



**#0**  
**JOY CAMPBELL**  
5-6 | So. | Guard  
Fontana, Calif. | Etiwanda  
UC Riverside



**#1**  
**MARIAH ADAMS**  
6-0 | Sr. | Guard  
Little Rock, Ark. | eSTEM



**#2**  
**IGGY ALLEN**  
5-11 | Gr. | Guard  
Pompano Beach, Fla. | Dillard  
Florida Atlantic



**#3**  
**TALEAH WASHINGTON**  
5-7 | Jr. | Guard  
District Heights, Md. | Forestville  
Syracuse



**#4**  
**AZIAH HUDSON**  
5-6 | Sr. | Guard  
Baldwin, N.Y. | Baldwin



**#5**  
**ASHANTI BARNES-WILLIAMS**  
6-1 | Fr. | Forward  
Norfolk, Va. | Lake Taylor



**#11**  
**KAYE CLARK**  
5-7 | Jr. | Guard  
Milwaukee, Wisc. | Rufus King  
Trinity Valley CC



**#12**  
**BRIANNA JACKSON**  
6-3 | Jr. | Forward  
Virginia Beach, Va. | Princess Anne  
Miami (Fla.)



**#14**  
**AJAH WAYNE**  
5-10 | Sr. | Guard/Forward  
Birmingham, Ala. | Ramsay



**#20**  
**MAGGIE ROBINSON**  
6-0 | Gr. | Forward  
Mobile, Ala. | W.P. Davidson  
Shelton State CC



**#23**  
**AMARI YOUNG**  
5-11 | Sr. | Forward  
North Augusta, S.C. | North Augusta



**#24**  
**EDEN SAMPLE**  
5-11 | Fr. | Guard  
Gwinnett, Ga. | Collins Hill



**#25**  
**KAYLEN NELSON**  
5-11 | Fr. | Guard  
Tulsa, Okla. | Union



**#35**  
**ALEX ROUSE**  
5-8 | Fr. | Guard  
Little Rock, Ark. | Joe T. Robinson



**#44**  
**AMHYIA MORELAND**  
6-1 | Fr. | Forward  
Charlotte, N.C. | Zebulon B. Vance



**DELISHA MILTON-JONES**  
**HEAD COACH**  
Second Year at ODU; Fourth Overall



**SHAMMOND WILLIAMS**  
**ASSISTANT COACH**  
First Year at ODU



**DANIELLE BELL**  
**ASST. COACH &**  
**RECRUITING COORD.**  
First Year at ODU



**ROLAND JONES JR.**  
**ASST. COACH &**  
**RECRUITING COORD.**  
Second Year at ODU



**COREY GREEN**  
**DIRECTOR OF OPERATIONS**  
First Year at ODU



**KYLE WEAKLAND**  
**VIDEO COORDINATOR**  
Sixth Year at ODU



**ANDILYNN BEADLES**  
**ATHLETIC TRAINER**  
Third Year at ODU



**RYAN HARDIE**  
**SPORTS PERFORMANCE**  
Fourth Year at ODU

**STATS COMPARISON**



**CATEGORY**

Overall Record	10-2	4-9
Points Per Game	65.6	55.2
Opp. Points Per Game	50.7	66.8
Scoring Margin	+14.9	-11.6
Rebounds Per Game	39.0	43.8
Rebounding Margin	+2.6	+4.1
Field Goal Pct.	40.3	32.5
Opp. Field Goal Pct.	35.3	38.3
3 PT Pct.	30.4	20.8
Opp. 3 PT Pct.	24.1	30.5
Free Throw Pct.	61.2	67.2
Assists Per Game	12.3	8.9
Turnovers Per Game	15.8	20.3
Blocked Shots Per Game	4.3	3.1
Steals Per Game	12.8	7.6

**NCAA STATISTICAL RANKINGS**

Jan. 10, 2021

**TEAM RANKINGS (TOP 100)**

CATEGORY	STAT	NCAA RANK
Scoring Defense	50.7	7
3Pt Field Goal % Def.	24.1	9
Steals Per Game	12.8	10
Turnover Margin	+6.92	11
Turnovers Forced	22.67	13
Off. Rebs. Per Game	15.5	24
Field Goal % Def.	35.3	33
Scoring Margin	+14.9	43
Blocks Per Game	4.3	58
Free Throw Attempts	242	95

**2021-22 C-USA Preseason Poll (first-place votes)**

1. Charlotte (6) – 185 pts
2. **Old Dominion (6) – 173 pts**
- T3. Middle Tennessee (2) – 150 pts
- T3. North Texas – 150 pts
- T3. UTEP – 150 pts
6. LA Tech – 106 pts
7. FIU – 104 pts
8. Rice – 94 pts
9. Marshall – 85 pts
10. Florida Atlantic – 69 pts
11. UAB – 64 pts
12. WKU – 62 pts
13. Southern Miss – 56 pts
14. UTSA – 19 pts

**NCAA STATISTICAL RANKINGS**

Jan. 10, 2021

**INDIVIDUAL**

PLAYER	CATEGORY	STAT	NCAA RANK
Mariah Adams	Steals Per Game	2.50	54
	Assist Turnover Ratio	1.60	150
	Assists Per Game	4.0	133
Iggly Allen	Points Per Game	200	14.3
	Rebounds	100	142
	Rebounds Per Game	8.3	102
Kaye Clark	Steals	30	79
	Steals Per Game	2.50	54
Brianna Jackson	Blocked Shots	20	76
	Blocks Per Game	1.67	63
Ajah Wayne	FT Made	50	65
	FT Attempts	66	62
	Steals Per Game	1.83	220
	Points Per Game	15.0	159

**2020-21 C-USA Preseason Team**

- \*Quincy Noble, North Texas, R-Jr., G
- \*Octavia Jett-Wilson, Charlotte, Gr., G
- Iggly Allen, Old Dominion, Gr., G**
- Katia Gallegos, UTEP, So., G
- Savannah Wheeler, Marshall, So, G
- Amari Young, Old Dominion, Sr., F**
- Jada McMillian, Charlotte, Sr., G
- Ajah Wayne, Old Dominion, Sr., G/F**

\*Preseason Co-Player of the Year

## MONARCH NOTES

### SERIES HISTORY

**All-Time:** ODU leads, 6-4

**Last Meeting:** W, 62-43 (2/6/20) at UTSA

**First Meeting:** W, 68-57 (2/22/14) at UTSA

**Streak:** W3

ODU and UTSA are meeting for the 11th time on Thursday. The Monarchs hold a 6-4 edge in the all-time series and bring with them to San Antonio a three game winning streak over the Roadrunners.

Old Dominion won the last meeting 62-43 on Feb. 6, 2020. The Monarchs held UTSA to 22-percent shooting and grabbed 58 rebounds. **Amari Young** led all players with 17 boards and chipped in eight points and two steals. **Mariah Adams** added 10 points, three rebounds and three assists.

### LAST TIME OUT

The Old Dominion women's basketball team showcased perseverance in a 71-68 win at Temple on Dec. 22. The Monarchs trailed for most of the first half and were down a point with 2:05 left to play before quickly regaining control of the lead for their eighth win in a row.

ODU won despite a poor-shooting day. The Monarchs made just 35.3 percent of their shots (24-of-68) and were 3-of-13 (.231) from deep. Old Dominion made up for the shooting struggles by collecting 23 offensive rebounds and scoring 22 second-chance points. In addition, the Monarchs turned the Owls over 25 times, giving ODU an impressive 68-52 edge in shot attempts.

**Iggy Allen** led the way for ODU with 22 points and a game-high 12 rebounds. Allen has reached the 20-point plateau in consecutive games and now has three games with at least 20 points this season. In addition, Wednesday's double-double was her third of the season. Joining Allen with a double-double was **Ajah Wayne**, who finished the game with 13 points, 11 rebounds, two steals and two blocks.

ODU turned a four-point halftime deficit into an eight-point advantage by the conclusion of the third quarter. The Monarchs hit the offensive boards with gusto in the quarter, collecting 12 offensive rebounds and scoring 10 second-chance points.

Temple pushed back in the fourth quarter, shooting 10-of-18 from the floor and outscoring the Monarchs 26-21 in the fourth, but ODU hung on for its eighth win in a row.

ODU matched a season high with seven blocks against the Owls. **Brianna Jackson** shared the game high with three rejections for her fourth game with three blocks this year. Jackson also scored a season-high 11 points off the bench.

### SCOUTING UTSA

The Roadrunners enter Thursday with a 4-9 record and are 1-1 in C-USA. UTSA won its last game, 68-60 over UTSA on Jan. 1.

The Roadrunners forced 22 turnovers in that game and received a 21-point outing from Jady N Pimentel. Pimentel is the conference leader in steals per game at 2.85.

LaPraisjah Johnson, UTSA's leading scorer on the season at 10.8 per game, chipped in a 16-point, 11-rebound double-double as well. Johnson ranks fourth in C-USA in free throw attempts (69) and free throws made (51).

UTSA attacks the offensive glass and ranks first in C-USA with 16.2 offensive rebounds per game. The Roadrunners are also top-five in the conference in free throws attempted and made.

### OFF AND RUNNING

The Monarchs enter Thursday on an eight-game winning streak, the longest such streak under **head coach DeLisha Milton-Jones**. ODU boasts wins over Saint Joseph's (67-50), Texas Tech (59-45), Stetson (61-51), William & Mary (68-55), Bowie State (70-29), Norfolk State (76-47), Appalachian State (85-49) and Temple (71-68) during the streak. The streak is tied for the fifth-longest active streak in Division I.

The win streak has coincided with ODU's turnaround on the offensive end of the floor. Over the past eight games, the Monarchs are averaging 69.6 points while shooting .432 from the floor and .364 from 3-point range. Through its first four games of the season, Old Dominion was averaging just 57.5 points per game while shooting 34.3 percent from the field and 17.7 percent from deep.

Additionally, the Monarchs have nearly doubled their assists during the win streak, averaging 14.8 over the last seven games after averaging just 7.5 in their first four games.

### CLAMPING DOWN

The Monarchs are one of the tightest defensive units in the country this year. ODU entered Tuesday ranked seventh nationally and first in C-USA in scoring defense (50.7). The Monarchs are 33rd in field goal percentage defense (.353) and ninth in 3-point field goal percentage defense (.241). ODU is turning teams over 22.67 times per game (13th in DI) while averaging the 10th-most steals per game (12.8) in the country.

Only twice this season has an ODU opponent scored more than 55 points in a game. Teams have shot 40 percent or better only four times against ODU, and three teams have failed to crack the 30-percent mark.

The Monarchs have turned a team over 20 or more times on seven occasions and have forced 30-plus turnovers thrice.

### THE TURNING POINT

On Feb. 19, the Monarchs lost a 74-61 home game to UAB, dropping to 6-9 overall and 3-8 in Conference USA. ODU responded with 37-point win over UAB the following day, starting a run of seven wins over the last nine games of the season. The Monarchs are a combined 17-4 (.810) since

### CREDENTIALS

Working press credentials for all Old Dominion basketball games may be secured by contacting the athletic communications office at least two days prior to the desired game. All credentials will be left at the pass gate at Chartway Arena, located at the loading dock entrance on 45th Street across from the parking garage. The credentials must be worn at press row and in the press room. **PARKING PASSES ARE AVAILABLE ON A LIMITED BASIS.** Please contact Matt Wurzburger for credential or parking pass inquiries.

### PRESS ROW

Press row is located at courtside. All radio and television broadcasts are originated at courtside. For any assistance during a game, please see Matt Wurzburger, who is located at the end of the scorers' table near the ODU bench.

### PRESS ROOM/SERVICES

The Carol R. Hudson Press Room is located under section 107 in Chartway Arena. Outside telephone lines, along with wireless and ethernet connections, are available and may be used on a first-come, first-served basis. The press and media hostess and athletic public relations office assistants are available to assist in the filing of post-game stories. A complete play-by-play as well as halftime (12 column) and post-game (NCAA 16 column) statistics are distributed. Pre-game press packets are available one hour prior to tip-off.

### PHOTOGRAPHERS

Only working photographers are allowed at courtside. Credentials must be secured at least two days in advance. All photographers must display their badge at all times. Photographers will have access to the Carol R. Hudson Press Room, which provides ethernet, to work pre-game, during the game and post-game on their photography needs.

### RADIO BROADCASTS

Requests to broadcast any ODU game must be approved in advance by the athletic public relations office. Phone lines are available at courtside. For additional lines, please contact Matt Wurzburger or Matt Drexler of Spectra. For reference, ODU women's basketball games are broadcast on ESPN 94.1 FM or Money Talk 1310 AM, if there are scheduling conflicts with ESPN.

### INTERVIEWS

Post-game interviews with Coach DeLisha Milton-Jones and select players are conducted in the Carol R. Hudson, Jr. Press Room. These interviews will be conducted only after the 10-minute cooling off period. Interviews with the visiting coach are also conducted in the press room. All interviews with Old Dominion players and coaches during the week must be arranged through the athletic communications office. If media has preference on which players they would like to interview in the press conference, please contact Matt Wurzburger at the final media timeout of the fourth quarter to submit your request.

### JUST MONARCHS, PLEASE

*Although the women's basketball team used to be referred to as the Lady Monarchs, they now should be referred to as the Monarchs. Additionally, Old Dominion University is our official title but ODU will work just fine when abbreviating the school. Old Dom, Old Domin and other variations are incorrect.*

## SITUATIONAL RECORDS

STAT	Record (last year)
Home	4-1 (6-6)
Home (C-USA)	0-0 (3-6)
Home (Non-Conference)	4-1 (3-0)
Away	3-1 (4-4)
Away (C-USA)	0-0 (4-3)
Away (Non-Conference)	3-1 (0-1)
Neutral	3-0 (3-1)
Leading after 1Q	8-1 (6-7)
Trailing after 1Q	2-1 (4-4)
Tied after 1Q	0-0 (3-0)
Leading at Half	8-0 (7-4)
Trailing at Half	2-2 (6-6)
Tied at Half	0-0 (0-1)
Leading after 3Q	10-0 (9-4)
Trailing after 3Q	0-2 (4-7)
Tied after 3Q	0-0 (0-0)
Scores < 50	0-2 (0-1)
Scores 50-59	2-0 (2-1)
Scores 60-69	3-0 (0-4)
Scores 70-79	3-0 (7-1)
Scores 80-89	2-0 (3-3)
Scores 90-99	0-0 (1-1)
Scores >100	0-0 (0-0)
Allows < 50	5-1 (3-0)
Allows 50-59	4-0 (4-1)
Allows 60-69	1-0 (1-2)
Allows 70-79	0-1 (4-4)
Allows 80-89	0-0 (1-2)
Allows 90-99	0-0 (0-1)
Allows >100	0-0 (0-1)
FG% >= 40	6-0 (10-5)
FG% < 40	4-2 (3-6)
Opp. FG% >= 40	2-1 (5-8)
Opp. FG% < 40	8-1 (8-3)
FG% > Opp.	8-0 (10-2)
FG% <= Opp.	2-2 (3-9)
3PT Made > Opp.	7-0 (8-4)
3PT Made <= Opp.	3-2 (5-7)
FT% >= 70	3-0 (2-1)
FT% < 70	7-2 (11-10)
FT ATT > Opp.	5-1 (10-2)
FT ATT <= Opp.	5-1 (3-9)
Rebounds > Opp.	7-0 (10-3)
Rebounds <= Opp.	3-2 (3-8)
Assists > Opp.	9-0 (8-4)
Assists <= Opp.	1-2 (5-7)
Turnovers > Opp.	1-1 (4-4)
Turnovers <= Opp.	9-1 (9-6)
Overtime	0-0 (3-3)
OT at Home	0-0 (1-1)
OT on Road	0-0 (0-2)
Top 25	0-0 (0-0)
Top 25 at Home	0-0 (0-0)
Top 25 on Road	0-0 (0-0)

## MONARCH NOTES CONTINUED.

the Feb. 19 loss to UAB.

ODU's 17 wins are the most by a C-USA team over that span, and no team in C-USA can match ODU's .810 win percentage since Feb. 19.

### 2020-21 IN REVIEW

The Monarchs posted a 13-11 overall mark in 2020-21, going 7-9 in Conference USA games. ODU turned it on late, going 7-2 in its final nine games of the season. During that stretch, the Monarchs upset eventual C-USA champion Middle Tennessee on the road and won three games in as many nights to reach the semifinals of the conference tournament as the East Division's No. 6 seed.

ODU was strong on the glass last season, ranking fourth in the conference and 48th nationally with 40.5 boards per game. The Monarchs boasted two of the conference's top rebounders in **Amari Young** and **Ajah Wayne**. Young averaged a double-double and was 2nd in C-USA and 18th in DI with 11.2 rebounds per game. Wayne averaged 9.7 boards per contest (fourth in C-USA, 49th in DI) and was the leading offensive rebounder in the conference (3.8). Old Dominion was 10-3 last season when winning the rebounding battle.

The Monarchs also took great care of the ball when in possession, averaging only 12.7 turnovers per game, good for second in C-USA and 25th nationally. Starting point guard **Mariah Adams** boasted a 1.78 assist-to-turnover ratio, the fourth-best mark in C-USA. As a team, ODU's 1.06 assist-to-turnover ratio was third-best in the conference.

### POTENT QUOTABLES

"The main thing for us is our mindset. We needed to be poised in our attack. We were able to find open shooters, and they knocked them down today. It was wonderful to see everyone gave a one percent more effort on both ends of the floor. When you add that up collectively you get a great win like this.

**Head coach DeLisha Milton-Jones on ODU's complete effort at App State**

"How are you going to stop them when they're working together? It's easy to stop them when they're working for themselves, but when they're working for each other that's a lot to deal with." **Head coach DeLisha Milton-Jones on the rapport between Iggy Allen and Ajah Wayne**

### HIGH EXPECTATIONS

Coaches of Conference USA have predicted a two-horse race between the Monarchs and Charlotte for the regular season title. The Monarchs finished just 12 points behind the 49ers in the preseason poll, and both teams received six first-place votes. ODU and Charlotte battled three times last season with each game going beyond regulation. The Monarchs and 49ers played a pair of double-overtime affairs, including a 90-89 ODU win in the C-USA Quarterfinals.

### ALLEN, WAYNE, YOUNG NAMED PRESEASON ALL-C-USA

The Monarchs were well-represented in the Conference USA Preseason Team as **Iggy Allen**, **Ajah Wayne** and **Amari Young** all featured on the eight-person team. Those three selections were the most by any C-USA team, and only Charlotte joined ODU with multiple honorees on the team. Allen, last season's C-USA Newcomer of the Year with FAU, makes the preseason team for the first time. Both Wayne and Young were named preseason all-conference prior to the start of last season as well.

### MILTON-JONES ANNOUNCES COACHING STAFF

Head coach **DeLisha Milton-Jones** finalized her coaching staff in early September with the hiring of **Danielle Bell**, **Shammond Williams**, and **Corey Green** and the elevation of **Roland Jones Jr.**

- A Hampton Roads native, Bell serves as assistant coach and co-recruiting coordinator. Bell joined the Monarchs following a three-year stint at Gardner-Webb. She also had stops at Norfolk State, Richmond and Georgia. She helped the Spartans to their first winning season in 16 years and reached the 2011 Sweet 16 with the Bulldogs. The Kellam High School product graduated from Richmond in 2010 and was a four-year letterwinner with the Spiders.

- Williams was a standout performer at North Carolina with a decade-long professional playing career. Williams made the Final Four in 1995, 1997 and 1998 and left Chapel Hill as the program's career leader in 3-pointers and free throw percentage. He was drafted by the Chicago Bulls in the second round of the 1998 NBA Draft and played in 325 games with seven different franchises. Williams was also a decorated player in several European domestic leagues and has represented the Republic of Georgia on the international stage. He has previously served as a men's basketball assistant coach at Furman, Tulane and WKU.

- Jones Jr. was elevated to the role of assistant coach and co-recruiting coordinator after serving as the program's director of basketball operations last season. Prior to ODU, Jones Jr. was a girl's basketball assistant coach at Etiwanda High School in California, where he coached current Monarch **Joy Campbell**. Jones Jr. previously served under Milton-Jones at Pepperdine in 2017-18 and helped lay the groundwork for the Waves' 22-win team the following season. He played professionally in nine different countries and was a junior college honorable mention all-American at Cochise College.

- No stranger to ODU women's basketball, Green was hired as the new director of basketball operations. He was a former student manager and office assistant and eventual interim video coordinator for the Monarchs and graduated from ODU in



## SITUATIONAL RECORDS

STAT	Record (last year)
3 points or less	1-1 (3-2)
4-9 points	0-0 (4-6)
10-19 points	5-0 (3-3)
20+ points	4-1 (3-0)
Night	2-1 (6-5)
Day	8-1 (7-6)
November	5-2 (0-1)
December	5-0 (3-0)
January	0-0 (2-4)
February	0-0 (3-5)
March	0-0 (5-1)
Sunday	4-1 (2-0)
Monday	0-0 (0-0)
Tuesday	1-0 (1-0)
Wednesday	2-0 (1-1)
Thursday	0-1 (3-0)
Friday	1-0 (4-4)
Saturday	2-0 (2-6)

## GAME STATS

CATEGORY	STATS
Most Pts	85 at App State (12/18)
Low Pts	45 vs. GW (11/18)
Most Opp. Pts	71 at VCU (11/21)
Low Opp. Pts	29 vs. Bowie State (12/8)
Largest Lead	41 vs. Bowie State (12/8)
Largest Deficit	26 at VCU (11/21)
Most Lead Changes	6 (2x) last: vs. GW (11/18)
Longest ODU led	39:45 (2x), last: vs. Bowie State (12/8)
Longest ODU trailed	39:29 at VCU (11/21)
Most 1Q Pts	32 at App State (12/18)
Low 1Q Pts	7 vs. Norfolk State (12/12)
Most Opp. 1Q Pts	19 at Temple (12/22)
Low Opp. 1Q Pts	2 vs. Bowie State (12/8)
Most 2Q Pts	24 (2x) last: vs. Norfolk State (12/12)
Low 2Q Pts	6 vs. GW (11/18)
Most Opp. 2Q Pts	18 (2x) last: at VCU (11/21)
Low Opp. 2Q Pts	4 vs. Texas Tech (11/27)
Most 1st Half Pts	49 at App State (12/18)
Low 1st Half Pts	20 at VCU (11/21)
Most Opp. 1st Half Pts	35 at VCU (11/21)
Low Opp. 1st Half Pts	12 vs. Bowie State (12/8)
Most 3Q Pts	24 at Temple (12/22)
Low 3Q Pts	8 vs. GW (11/18)
Most Opp. 3Q Pts	21 vs. SJU (11/26)
Low Opp. 3Q Pts	4 vs. Bowie State (12/8)
Most 4Q Pts	25 vs. SJU (11/26)
Low 4Q Pts	10 (2x), last: at William & Mary (12/5)
Most Opp. 4Q Pts	26 at Temple (12/22)
Low Opp. 4Q Pts	6 vs. GW (11/18)
Most 2nd Half Pts	45 (2x), last: at Temple (12/22)
Low 2nd Half Pts	22 vs. Texas Tech (11/27)
Most Opp. 2nd Half Pts	38 at Temple (12/22)
Low Opp. 2nd Half Pts	17 vs. Bowie State (12/8)

## MONARCH NOTES CONTINUED..

2016. Following graduation, Green was a women's basketball GA at Detroit then worked for women's hoops at Memphis for three seasons, first as the video coordinator and then the director of basketball operations.

### MONARCHS ADD 10 FOR 2021-22 SEASON

Head coach **DeLisha Milton-Jones** added 10 newcomers prior to the start of the season. The 10-member signing class includes five freshmen, four Division I transfers and a second team junior college all-American.

- **Iggy Allen** comes to ODU as a graduate transfer. Last season she was named C-USA's Newcomer of the Year while at Florida Atlantic. She set single-season Division I-era program records in scoring (22.2 points per game) and rebounding (10.9 rebounds per game) with the Owls. Allen also played at Miami (Fla.) and Mississippi State, where she played in the NCAA Final as a freshman. As a high schooler, Allen was ranked as the No. 43 prospect nationally.

- **Ashanti Barnes-Williams** was rated a top-150 recruit by ProspectsNation coming out of Lake Taylor High School in Norfolk. She helped lead the Titans to a state title and received VHSL 4A All-State honors in 2020. Additionally, she is a former First Team All-Conference and Second Team All-Tidewater honoree.

- **Joy Campbell** played in 18 of a possible 19 games as a freshman at UC Riverside last season. She was second on the team in both assists and steals. Campbell is a former Sun/Bulletin Player of the Year at Etiwanda High School. The Eagles were ranked as high as sixth nationally by MaxPreps in Campbell's senior season.

- **Kaye Clark** was a Second Team NJCAA All-American for Trinity Valley CC last season. In her two seasons at Trinity Valley, the Cardinals went a combined 54-4 and played for the NJCAA championship in 2021. She averaged 14.2 points, 5.5 rebounds and 4.3 assists per game in her all-American campaign while making 1.5 3-pointers per game at a .407 clip.

- **Brianna Jackson** started her collegiate career at Miami (Fla.), where she played two seasons. Jackson featured in 40 total games for the Hurricanes. She led Miami and was sixth in the ACC in blocks per game (1.30) as a freshman. Jackson was a four-star prospect out of local powerhouse Princess Anne High School and was the fourth-ranked player in the state of Virginia. A former VHSL 5A State Player of the year, she won four state titles with the Cavaliers.

- **Amhyia Moreland** was a two-time state champion with Zebulon B. Vance High School in Charlotte. She had an 11-point, 13-board double-double in the 2021 state title game. She garnered I-Meck Player of the Year honors after averaging 18.3 points and 7.4 rebounds per game as a senior.

- **Kaylen Nelson** averaged 13.4 points and 5.9 rebounds as a senior at Union High School in Tulsa, garnering all-state honors in the process. She was also a First Team All-World honoree as a senior as she helped guide Union to the 6A state semifinals.

- **Alex Rouse** was a multi-sport athlete at Joe T. Robinson High School in Little Rock. She averaged 25.5 points, six rebounds and three assists as a senior en route to all-conference and all-state honors. She played in the state tournament in basketball and also won a state title in soccer. Additionally, she owns one varsity letter for volleyball.

- **Eden Sample** was a nominee for the 2021 McDonald's All-American game and an Atlanta Journal-Constitution 6A All-State Second Teamer as a senior. She received first team all-conference honors as a junior, leading Collins Hill High School in scoring at 16.5 points per game.

- **Taleah Washington** played two seasons at Syracuse and reached the Round of 32 in the 2021 NCAA Tournament. She played in 42 total games for the Orange and was coached by Milton-Jones as a freshman. In high school, Washington was a two-time state champion, a 1,000-point scorer and a two-time MVP of the Rose Classic.

### 1K WATCH

The Monarchs added its newest member of the 1,000-point club on Nov. 26. **Ajah Wayne** became the 34th Monarch to tally 1,000 points in a career and now has 1,118. She currently ranks 27th all-time at ODU.

**Amari Young** sits at 986 career points and is on pace to join Wayne in the 1,000-point club this season.

In total, 34 ODU players have reached the 1,000-point threshold. The Monarchs boast 15 1,500-point scorers and six 2,000-point scorers. Anne Donovan holds the career scoring record at Old Dominion with 2,719 points in her 136 career games (20.0 per game).

### ODU MOURNS LOSS OF MEDINA DIXON

The Monarch family mourns the loss of Medina Dixon, who passed away in early November. Dixon guided Old Dominion to the 1985 NCAA title, the program's third national championship, and was a 2017 inductee into the ODU Sports Hall of Fame. Dixon played three seasons for the Monarchs and was the Sun Belt Player of the Year in 1985 as well as a Kodak First Team All-American and a finalist for the Naismith Player of the Year award. Known as "Ice," her No. 13 jersey was retired in 2011.

### SILVER MONARCHS

The Monarchs are celebrating the 25th anniversary of their 1996-97 national runner-up squad. That year, ODU posted a 34-2 overall record, going 16-0 in conference and winning the sixth of an eventual 17-consecutive CAA crowns. The 96-97 edition of the Monarchs owned the

## THE LAST TIME...

### TEAM SCORING

100+	W, 105-62 vs. Hofstra (2/14/04)
90+	W, 90-89 2OT vs. CLT (3/11/21)
<40	L, 37-55 at GW (11/28/20)
Allowed 100+	L, 102-95 2OT vs. CLT (2/10/21)
Allowed <40	W, 70-29 vs. Bowie State (12/8)
5 plyrs w/ 10+ Pts (5)	W, 80-52 vs. S.C. State (11/9/21)
6 plyrs w/ 10+ Pts (6)	W, 95-68 vs. FIU (1/12/19)

### TEAM STATS

60%+	61.4% at Southern Miss (2/10/18)
60%+ 3PT	69.2% at Southern Miss (2/10/18)
0 3PT	at VCU (11/21/21)
10+ 3PT	12 vs. WKU (3/9/21)
100% FT	5-5 at George Mason (11/17/17)
40+ FT ATT	42 vs. William & Mary (12/8/18)
10+ REB MARG.	+11 at Temple (12/22)
20+ REB MARG.	+20 vs Marshall (2/22/20)
30+ REB MARG.	+33 vs Florida Atlantic (3/13/19)
20+ OFF REBS	26 at Temple (12/22)

### OVERTIME

Game	W, 90-89 vs. CLT (3/11/21)
Win	W, 90-89 vs. CLT (3/11/21)
Loss	L, 87-80 vs. CLT (2/13/21)
Road Game	L, 87-80 vs. CLT (2/13/21)

### INDIVIDUAL

50+ Points	Anne Donovan (50) vs. Norfolk State (12/11/80)
40+ Points	Jennie Simms (41) at Florida Atlantic (2/4/17)
30+ Points	Amari Young (31) vs. CLT (3/11/21)
2 players with 20+ Points	I. Allen (23) / A. Wayne (21) at App State (12/18/21)
Triple-Double	Ticha Penicheiro (22p/15r/14s) vs. St. Francis (Pa.) (3/13/98)
Double-Double (P/R)	I. Allen / A. Wayne at Temple (12/22)
Double-Double (P/A)	Taylor Edwards vs. Jacksonville (11/24/18)
2 players with D/D	I. Allen / A. Wayne at Temple (12/22)
10+ 3PT	TJ Jordan (10) vs. Northeastern (2/8/07)
20+ FT ATT	Ajah Wayne (20) at Cincinnati (11/12/18)
15+ REB	Iggy Allen (15) vs. Norfolk State (12/12)
20+ REB	Amari Young (24) vs. Charlotte (2/10/21)
10+ OFF REB	Ashley Scott (11) vs. Florida Atlantic (3/13/19)
10+ ASTS	Taylor Edwards (10) vs. Jacksonville (11/24/18)
5+ BLKS	Marie Reichert (5) vs. Campbell (11/8/19)
5+ STLS	Mariah Adams (6) at Temple (12/22)

## MONARCH NOTES CONTINUED..

best offense in the nation (84.4 points per game) and won by an average of 31.9 points per game.

ODU opened the NCAA Tournament with a 102-52 win over Liberty then survived in overtime vs. Purdue, 69-65. After a comfortable win over LSU to reach the Elite Eight, the Monarchs eked out a pair of one-point wins to reach the title game for the first time since winning it all in 1985. The Monarchs topped Florida and current head coach **DeLisha Milton-Jones** in the Elite Eight before beating Stanford 83-82 in the Final Four. Old Dominion ran in to a Tennessee team in the midst of an run of 46-straight wins and back-to-back national titles and lost 68-59 in the championship game.

### A NEW VOICE FOR THE MONARCHS

Longtime Hampton Roads area sports broadcaster **Matthew Hatfield** was hired in early October to be the new play-by-play announcer for ODU women's basketball. A native of Virginia Beach, Hatfield has been covering sports in the state for nearly two decades. He joined VirginiaPreps.com in December of 2004 and became the site's publisher in 2016.

In 2010, was hired by Max Media and has been hosting a weekly or daily show on ESPN Radio 94.1 FM for 11 years, making him the longest-tenured active local sports radio host in the Tidewater market. He currently hosts the 757 Saturday Sports Talk from 10 a.m. to noon on ESPN Radio 94.1.

All ODU women's basketball games can be heard on ESPN Radio 94.1 FM or Money Talk 1310 AM/100.9 FM/97.3 HD2FM. Joining Hatfield on the call will be former Monarch women's basketball assistant coach Susan Montgomery.

### 2021-22 STREAM INFORMATION

All home contests during the 2021-22 season are streaming live on either CUSA, tv or ESPN+. Twelve of ODU's 14 home games will be found on CUSA.tv, while the Monarch's matchups with Auburn (Nov. 14) and Rice (Jan. 20) will be on ESPN+. In addition, ODU's Feb. 5 game at WKU will broadcast live on ESPN+ with all other road conference games appearing on CUSA.tv.

CUSA.tv offers three payment options, including a 24-hour pass (\$6.95), a monthly recurring subscription (\$10.95), and a yearly pass (\$99.95). ESPN+ is available for \$6.99 per month or for an annual subscription of \$69.99.

### STAYING SOCIAL

Be sure to follow Old Dominion women's basketball on Facebook (@ODUWBB), Twitter (@ODU\_WBB) and Instagram (@oduwbasketball) to stay up-to-date with the program.

In addition, follow Old Dominion University Athletics on Facebook (@ODUsports), Twitter (@ODUSports) and Instagram (@odusports) for all things ODU sports related.

## CAREER TOTALS

### Double-Figure Scoring Games

	2021-22	Career	Streak
Ajah Wayne	11	62	5
Amari Young	6	49	---
Iggy Allen	9	33	3
Aziah Hudson	---	29	---
Mariah Adams	3	21	---
Maggie Robinson	---	17	---
Brianna Jackson	2	10	2
Taleah Washington	1	3	---
Kaye Clark	2	2	---
Joy Campbell	---	1	---

### 30-Point Games

	2021-22	Career
Iggy Allen	---	4
Ajah Wayne	---	1
Amari Young	---	1

### 20-Point Games

	2021-22	Career
Iggy Allen	3	15
Ajah Wayne	2	13
Amari Young	---	6
Mariah Adams	---	2
Aziah Hudson	---	2

### 10-Rebound Games

	2021-22	Career
Amari Young	1	29
Ajah Wayne	2	25
Iggy Allen	3	10
Brianna Jackson	1	1
Maggie Robinson	---	1

### Double-Doubles

	2021-22	Career
Ajah Wayne	2	20
Amari Young	---	17
Iggy Allen	3	14
Brianna Jackson	1	1

## GAMES LEADING ODU IN...

Scoring	2021-22
Ajah Wayne	7
Iggy Allen	6
Amari Young	1

### Rebounding

	2021-22
Iggy Allen	9
Amari Young	3
Brianna Jackson	2
Ajah Wayne	2

### Assists

	2021-22
Mariah Adams	6
Kaye Clark	3
Iggy Allen	2
Ajah Wayne	2
Amari Young	2
Ashanti Barnes-Williams	1
Taleah Washington	1

### Steals

	2021-22
Kaye Clark	6
Mariah Adams	4
Iggy Allen	2
Amari Young	2
Joy Campbell	1
Aziah Hudson	1
Brianna Jackson	1

### Blocks

	2021-22
Brianna Jackson	8
Ajah Wayne	3
Amari Young	3
Kaye Clark	2
Amhyia Moreland	2
Taleah Washington	1

## TOP 25 POLLS

AP (Jan. 9)

Rank	Team	Record	Prev. Rank
1	South Carolina (26)	15-1	1
2	Stanford	11-3	2
3	Louisville (4)	13-1	3
4	North Carolina State	14-2	5
5	Tennessee	15-1	7
6	Indiana	12-2	6
7	Arizona	11-1	4
8	Maryland	12-4	10
9	Iowa State	14-1	12
10	Connecticut	7-3	11
11	Michigan	13-2	8
12	LSU	15-2	13
13	Texas	11-2	9
14	Baylor	10-3	14
15	Georgia Tech	11-3	16
16	Duke	11-2	17
17	Georgia	13-3	15
18	BYU	12-1	18
19	Kentucky	8-4	21
20	Notre Dame	11-3	20
21	North Carolina	14-1	19
22	Colorado	13-0	NR
23	Oklahoma	13-2	23
24	South Florida	11-4	24
25	Kansas State	13-2	NR

## USA TODAY/WBCA COACHES (Jan. 11)

Rank	Team	Record	Prev. Rank
1	South Carolina (24)	15-1	1
2	Louisville (7)	13-1	2
3	Stanford (1)	11-3	3
4	North Carolina State	14-2	4
5	Indiana	12-2	6
6	Tennessee	15-1	8
7	Arizona	11-1	5
8	Maryland	12-4	9
9	Iowa State	14-1	12
10	Michigan	13-2	7
11	Connecticut	7-3	11
12	Texas	11-2	10
13	Baylor	10-3	13
14	LSU	15-2	16
15	Georgia	13-3	14
16	Georgia Tech	11-3	17
17	Brigham Young	12-1	18
18	North Carolina	14-1	15
19	Notre Dame	11-3	19
20	Kentucky	8-4	20
21	Duke	11-2	22
22	Colorado	13-0	NR
23	Florida Gulf Coast	13-1	NR
24	South Florida	11-4	24
25	Oklahoma	13-2	25

## NET RANKINGS

C-USA ONLY (Jan. 10)

Rank	Team	Record	Prev. Rank
46	Middle Tennessee	11-3	46
<b>80</b>	<b>Old Dominion</b>	<b>9-2</b>	<b>80</b>
91	North Texas	5-5	93
119	UTEP	9-3	119
135	Charlotte	4-6	135
152	Marshall	6-4	152
158	WKU	9-4	155
161	UAB	6-5	159
202	LA Tech	6-6	200
205	Rice	4-4	211
206	FIU	5-4	205
227	Southern Miss	7-5	224
238	Florida Atlantic	2-8	233
281	UTSA	4-9	282

## AROUND THE LEAGUE

### CONFERENCE USA STANDINGS (AS OF JAN. 11)

	C-USA	Pct.	H	A	Overall	Pct.	H	A	N	L10	Streak
<b>EAST</b>											
↔ WKU	3-0	1.000	2-0	1-0	10-4	.714	5-2	4-1	1-1	9-1	W5
↔ Marshall	3-0	1.000	2-0	1-0	8-4	.667	5-1	2-3	1-0	6-4	W5
↔ Middle Tennessee	3-1	.750	2-0	1-1	11-3	.785	6-0	4-2	1-1	7-3	W2
↔ Old Dominion	0-0	.000	0-0	0-0	10-2	.833	4-1	3-1	3-0	8-2	W8
↔ Charlotte	0-0	.000	0-0	0-0	4-6	.400	1-2	1-3	2-1	4-6	L1
↔ FIU	0-1	.000	0-1	0-0	8-4	.667	6-3	2-1	0-0	7-3	L1
↔ Florida Atlantic	0-1	.000	0-1	0-0	4-8	.333	3-5	1-3	0-0	2-8	L3
<b>WEST</b>											
↔ UTEP	1-1	.500	1-1	0-0	9-3	.750	6-1	2-1	1-1	7-3	W1
↔ UAB	1-1	.500	0-0	1-1	8-5	.615	6-0	2-5	0-0	5-5	L1
↔ UTSA	1-1	.500	1-1	0-0	4-9	.308	3-3	1-4	0-2	4-6	W1
↔ Southern Miss	1-2	.333	0-0	1-2	9-5	.615	5-1	3-3	1-1	6-4	W1
↔ Rice	0-1	.000	0-0	0-1	5-4	.556	4-2	1-2	0-0	5-4	L1
↔ North Texas	0-1	.000	0-0	0-1	6-5	.545	4-2	0-3	2-0	5-5	L3
↔ Louisiana Tech	0-3	.000	0-1	0-2	8-6	.571	5-1	2-5	1-0	5-5	L3

### THIS WEEK'S GAMES

Thursday, Jan. 13	Coverage	Time (CT)
↔ Middle Tennessee at Florida Atlantic	CUSA.tv	5 p.m.
↔ Marshall at North Texas	ESPN+	5:30 p.m.
↔ UAB at FIU	CUSA.tv	6 p.m.
↔ LA Tech at Southern Miss	ESPN+	6 p.m.
↔ WKU at Rice	CUSA.tv	6 p.m.
↔ Old Dominion at UTSA	CUSA.tv	7 p.m.
↔ Charlotte at UTEP	ESPN+	8 p.m.

Saturday, Jan. 15	Coverage	Time (CT)
↔ Middle Tennessee at FIU	ESPN+	11 a.m.
↔ UAB at Florida Atlantic	CUSA.tv	1 p.m.
↔ Charlotte at UTSA	ESPN+	2 p.m.
↔ WKU at North Texas	ESPN+	2 p.m.
↔ Old Dominion at UTEP	CUSA.tv	2 p.m.
↔ Marshall at Rice	CUSA.tv	2 p.m.

Monday, Jan. 17 - Rescheduled from previously postponed COVID-19 games	Coverage	Time (CT)
↔ Florida Atlantic at Old Dominion		12:30 p.m.
↔ FIU at Charlotte	CUSA.tv	1 p.m.
↔ UTEP at Southern Miss	ESPN+	1 p.m.
↔ UTSA at LA Tech		1 p.m.

↔ - Conference USA game

### C-USA PLAYERS OF THE WEEK

#### ↔ PLAYER OF THE WEEK ↔ KSENIYA MALASHKA, MIDDLE TENNESSEE JUNIOR, F, 6-0, BELARUS, MINSK

Malashka was instrumental in two Lady Raider victories over the weekend, averaging 17.5 points, 3.0 blocks, 2.5 steals and shooting 62 percent from the field. Malashka broke loose for her best game of the season against Rice with career highs in points (23) and field goals made going 11-of-16 from the field. She was also a force on the defensive end with four blocked shots. Malashka also came up big against North Texas with 12 points but also made her presence felt on the defensive end with three steals and two blocks. She scored 10 of her 12 points in the second half as Middle Tennessee broke the game open.

#### ↔ FRESHMAN OF THE WEEK ↔ MYA MEREDITH, WKU FRESHMAN, G, 5-11, TAYLOR MILL, KY.

Meredith had her second 20-point performance in the last three games with 21 points at FIU on Saturday. The freshman made her presence known all over the floor, tying her career highs in rebounds (8) and steals (4) against the Panthers while making a block late in the fourth quarter to help WKU secure the win in Miami. Meredith had the highest +/- of any player on the floor with a +18 and hit back-to-back threes to open the fourth quarter while adding a layup to score WKU's first eight points of the crucial frame.



# #0 JOY CAMPBELL

5-6 | SOPHOMORE | GUARD | FONTANA, CALIF. | UC RIVERSIDE | ETIWANDA

## PLAYER NOTES

- Matched a career high with five steals at Appalachian State.
- Set season highs with six points and 20 minutes played vs. Bowie State. Led the Monarchs in minutes.
- Grabbed a season-high four rebounds vs. Stetson.
- Made her ODU debut vs. South Carolina State and played 10 minutes.
- Played in 18 of a possible 19 games as a freshman at UC Riverside and was 2nd on the team in assists (28) and steals (29).
- Former Sun/Bulletin Girls' Basketball Player of the Year and Inland Empire Co-MVP at Etiwanda High School.
- Majoring in biology and intends to become a neonatal doctor.

## CAREER HIGHS

**PTS:** 10, Cal Poly - 1/30/21\*  
**RBS:** 7, Cal St. Fullerton - 2/5/21\*  
**AST:** 6 (2x), last: UC Santa Barbara - 2/26/21\*  
**STL:** 5 (2x), last: Appalachian State - 12/18/21  
**BLK:** 1, Cal Poly - 1/29/21\*  
**MIN:** 35, Cal St. Fullerton - 2/6/21\*  
**FG:** 4 (2x), last: Cal St. Fullerton - 2/6/21\*  
**FGA:** 10, UC Santa Barbara - 2/27/21\*  
**3FG:** 1 (2x), last: Cal Poly - 1/30/21\*  
**3FGA:** 2 (4x), last: Bowie State - 12/8/21  
**FT:** 5, Cal Poly - 1/29/21\*  
**FTA:** 6, Cal Poly - 1/29/21\*  
 \*at previous school

## SEASON HIGHS

**PTS:** 6, Bowie State - 12/8/21  
**RBS:** 4, Stetson - 11/28/21  
**AST:** 2, Appalachian State - 12/18/21  
**STL:** 5, Appalachian State - 12/18/21  
**BLK:** ---  
**MIN:** 20, Bowie State - 12/8/21  
**FG:** 2 (2x), last: Appalachian State - 12/18/21  
**FGA:** 6, Bowie State - 12/8/21  
**3FG:** --  
**3FGA:** 2, Bowie State - 12/8/21  
**FT:** 2, Bowie State - 12/8/21  
**FTA:** 5, Bowie State - 12/8/21

## 2021-22 GAME-BY-GAME

Opponent	Date	GS	MIN	Total		3-Pointers		Free throws		Rebounds				PF	A	TO	BLK	STL	PTS	AVG
				FG-FGA	PCT	3FG-3FGA	PCT	FT-FTA	PCT	OFF	DEF	TOT	AVG							
South Carolina St.	11/09/2021		09:45	0-0	.000	0-0	.000	0-0	.000	0	0	0	0.0	0	0	0	0	0	0	0.0
Auburn	11/14/2021		00:38	0-1	.000	0-0	.000	0-0	.000	0	0	0	0.0	0	0	0	0	0	0	0.0
George Washington	11/18/2021		04:55	0-0	.000	0-0	.000	0-0	.000	0	0	0	0.0	0	0	1	0	0	0	0.0
at VCU	11/21/2021		06:12	1-2	.500	0-1	.000	0-0	.000	0	0	0	0.0	0	0	1	0	0	2	0.5
vs Saint Joseph's	11/26/2021		01:12	0-2	.000	0-0	.000	0-0	.000	1	1	2	0.4	0	0	0	0	0	0	0.4
vs Stetson	11/28/2021		05:40	0-0	.000	0-0	.000	0-0	.000	0	4	4	1.0	0	0	1	0	0	0	0.3
at William & Mary	12/05/2021		05:32	0-3	.000	0-1	.000	0-0	.000	1	2	3	1.3	2	0	0	0	0	0	0.3
Bowie St.	12/08/2021		20:00	2-6	.333	0-2	.000	2-5	.400	2	0	2	1.4	0	0	1	0	1	6	1.0
Norfolk St.	12/12/2021		04:00	0-0	.000	0-0	.000	1-2	.500	0	0	0	1.2	0	0	1	0	0	1	1.0
at Appalachian St.	12/18/2021		18:07	2-4	.500	0-0	.000	0-0	.000	0	3	3	1.4	1	2	5	0	5	4	1.3
<b>Totals</b>			<b>0 76:01</b>	<b>5-18</b>	<b>.278</b>	<b>0-4</b>	<b>.000</b>	<b>3-7</b>	<b>.429</b>	<b>4</b>	<b>10</b>	<b>14</b>	<b>1.4</b>	<b>3</b>	<b>2</b>	<b>10</b>	<b>0</b>	<b>6</b>	<b>13</b>	<b>1.3</b>

## CAREER STATISTICS

SEASON	TEAM	GP-GS	MIN/AVG	Field Goals		3-Point		F-Throws		Rebounds				Scoring						
				FG-FGA	FG%	3FG-3FGA	3FG%	FT-FTA	FT%	OFF	DEF	TOT	AVG	PF-FO	A	TO	BLK	STL	PTS	AVG
2020-21	UCR	18-7	319/17.7	23-62	.371	2-8	.250	17-22	.773	5	28	33	1.8	40-1	28	31	1	29	65	3.6
2021-22	ODU	10-0	76/7.6	5-18	.278	0-4	.000	3-7	.429	4	10	14	1.4	3-0	2	10	0	6	13	1.3
<b>TOTAL FOR ODU</b>		<b>10-0</b>	<b>76/7.6</b>	<b>5-18</b>	<b>.278</b>	<b>0-4</b>	<b>.000</b>	<b>3-7</b>	<b>.429</b>	<b>4</b>	<b>10</b>	<b>14</b>	<b>1.4</b>	<b>3-0</b>	<b>2</b>	<b>10</b>	<b>0</b>	<b>6</b>	<b>13</b>	<b>1.3</b>
<b>TOTAL</b>		<b>28-7</b>	<b>395/14.1</b>	<b>28-80</b>	<b>.350</b>	<b>2-12</b>	<b>.167</b>	<b>20-29</b>	<b>.690</b>	<b>9</b>	<b>38</b>	<b>47</b>	<b>1.7</b>	<b>43-1</b>	<b>30</b>	<b>41</b>	<b>1</b>	<b>35</b>	<b>78</b>	<b>2.8</b>



# #1 MARIAH ADAMS

6-0 | SENIOR | GUARD | LITTLE ROCK, ARK. | ESTEM

## PLAYER NOTES

- Top-10 in C-USA in assist-to-turnover ratio (1.60, 4th), steals per game (2.50, 4th) and assists per game (40, 5th).
- Set a career high with six steals at Temple. Also had nine points and six assists.
- Averaging 7.6 points, 3.0 rebounds, 5.0 assists and 2.9 steals per game during ODU's eight-game win streak.
- Averaged 12.3 points, 5.3 rebounds, 6.3 assists and 3.3 steals per game over three games at the Van Chancellor Classic, helping ODU to a 3-0 record. Shot 59.1 percent from the field, 3-of-4 from 3-point range and 8-of-9 from the foul line.
- Had one of her finest performances in an ODU uniform vs. Texas Tech. Set or matched career highs with 14 points, seven rebounds, seven assists and four steals while shooting 5-of-9 and 4-for-4 from the foul line.
- Set a new career high with 14 points vs. Saint Joseph's. Also matched her personal best with six assists. Made two 3-pointers, both coming as part of an eight-point third quarter.

## CAREER HIGHS

**PTS:** 14 (2x), last: Texas Tech - 11/27/21  
**RBS:** 7 (2x), last: Texas Tech - 11/27/21  
**AST:** 7, Texas Tech - 11/27/21  
**STL:** 6, Temple - 12/22/21  
**BLK:** 3, Norfolk State - 11/9/18  
**MIN:** 36, UMES - 12/8/19  
**FG:** 5 (6x), last: Texas Tech - 11/27/21  
**FGA:** 15, Saint Mary's - 12/22/18  
**3FG:** 3, Saint Mary's - 12/22/18  
**3FGA:** 9, Saint Mary's - 12/22/18  
**FT:** 6, William & Mary - 12/5/19  
**FTA:** 6 (3x), last: Temple - 12/22/21

## SEASON HIGHS

**PTS:** 14 (2x), last: Texas Tech - 11/27/21  
**RBS:** 7, Texas Tech - 11/27/21  
**AST:** 7, Texas Tech - 11/27/21  
**STL:** 6, Temple - 12/22/21  
**BLK:** ---  
**MIN:** 35 (2x), last: Stetson - 11/28/21  
**FG:** 5 (2x), last: Texas Tech - 11/27/21  
**FGA:** 9 (2x), last: Texas Tech - 11/27/21  
**3FG:** 2, Saint Joseph's - 11/26/21  
**3FGA:** 3, William & Mary - 12/5/21  
**FT:** 5, Temple - 12/22/21  
**FTA:** 6, Temple - 12/22/21

## 2021-22 GAME-BY-GAME

Opponent	Date	GS	MIN	Total		3-Pointers		Free throws		Rebounds				PF	A	TO	BLK	STL	PTS	AVG
				FG-FGA	PCT	3FG-3FGA	PCT	FT-FTA	PCT	OFF	DEF	TOT	AVG							
South Carolina St.	11/09/2021	*	24:22	4-9	.444	0-2	.000	2-2	1.000	0	1	1	1.0	4	2	1	0	4	10	10.0
Auburn	11/14/2021	*	24:17	0-4	.000	0-2	.000	0-2	.000	0	2	2	1.5	4	2	4	0	1	0	5.0
George Washington	11/18/2021	*	35:05	1-7	.143	0-0	.000	0-0	.000	0	3	3	2.0	4	1	2	0	0	2	4.0
vs Saint Joseph's	11/26/2021		29:07	5-8	.625	2-2	1.000	2-2	1.000	1	4	5	2.8	3	6	2	0	2	14	6.5
vs Texas Tech	11/27/2021		34:12	5-9	.556	0-1	.000	4-4	1.000	1	6	7	3.6	4	7	1	0	4	14	8.0
vs Stetson	11/28/2021	*	35:09	3-5	.600	1-1	1.000	2-3	.667	2	2	4	3.7	2	6	3	0	4	9	8.2
at William & Mary	12/05/2021	*	33:38	1-5	.200	0-3	.000	0-0	.000	1	0	1	3.3	2	2	1	0	3	2	7.3
Bowie St.	12/08/2021	*	17:56	1-3	.333	0-2	.000	2-2	1.000	0	1	1	3.0	3	2	0	0	0	4	6.9
Norfolk St.	12/12/2021	*	24:34	0-2	.000	0-1	.000	1-2	.500	0	1	1	2.8	2	6	4	0	1	1	6.2
at Temple	12/22/2021		31:40	2-8	.250	0-2	.000	5-6	.833	2	0	2	2.7	5	6	7	0	6	9	6.5
<b>Totals</b>			<b>7 290:00</b>	<b>22-60</b>	<b>.367</b>	<b>3-16</b>	<b>.188</b>	<b>18-23</b>	<b>.783</b>	<b>7</b>	<b>20</b>	<b>27</b>	<b>2.7</b>	<b>33</b>	<b>40</b>	<b>25</b>	<b>0</b>	<b>25</b>	<b>65</b>	<b>6.5</b>

## CAREER STATISTICS

SEASON	TEAM	GP-GS	MIN/AVG	Field Goals		3-Point		F-Throws		Rebounds				Scoring						
				FG-FGA	FG%	3FG-3FGA	3FG%	FT-FTA	FT%	OFF	DEF	TOT	AVG	PF-FO	A	TO	BLK	STL	PTS	AVG
2018-19	ODU	32-4	741/23.2	52-168	.310	22-90	.244	29-39	.744	19	74	93	2.9	71-1	60	43	7	24	155	4.8
2019-20	ODU	28-2	657/23.5	62-156	.397	13-50	.260	29-39	.744	28	71	99	3.5	52-0	62	52	7	28	166	5.9
2020-21	ODU	24-24	769/32.0	79-203	.389	15-41	.366	29-40	.725	29	70	99	4.1	66-2	96	54	9	30	202	8.4
2021-22	ODU	10-7	290/29.0	22-60	.367	3-16	.188	18-23	.783	7	20	27	2.7	33-1	40	25	0	25	65	6.5
<b>TOTAL</b>		<b>94-37</b>	<b>2457/26.1</b>	<b>215-587</b>	<b>.366</b>	<b>53-197</b>	<b>.269</b>	<b>105-141</b>	<b>.745</b>	<b>83</b>	<b>235</b>	<b>318</b>	<b>3.4</b>	<b>222-4</b>	<b>258</b>	<b>174</b>	<b>23</b>	<b>107</b>	<b>588</b>	<b>6.3</b>



# #2 IGGY ALLEN

5-11 | GRADUATE | GUARD | POMPANO BEACH, FLA. | DILLARD | FLORIDA ATLANTIC

## PLAYER NOTES

- A Preseason All-Conference USA honoree.

- Ranks seventh in C-USA in rebounds per game (8.3) and is 10th in points per game (14.3).

- Posted a second consecutive 20-point performance at Temple (22). Made all nine of her foul shots.

- Set a new season high with 23 points at Appalachian State. Made 10 of 15 shots, including 3-of-4 from deep.

- Matched her season high with 15 boards vs. NSU. Chipped in 15 points for her 2nd double-double of the year.

- Set a career high with seven assists vs. Stetson, also had three steals and three treys.

- Named C-USA Player of the Week on Nov. 15. Averaged 18.0 points and 11.0 rebounds in ODU's first two games. Had a 21-point, 15-rebound double-double to lead the Monarchs past Auburn.

- 2021 C-USA Newcomer of the Year at FAU. Set program DI-era records for scoring (22.2) and rebounding (10.9). Ranked 2nd in C-USA in scoring, 3rd in rebounding and 4th in steals. Top-25 nationally in scoring, defensive rebounding and total rebounds.

- Began her career at Mississippi State, played in the 2017 NCAA title game.

## CAREER HIGHS

**PTS:** 35, Western Kentucky - 2/5/21\*

**RBS:** 18, Southern Miss - 2/26/21\*

**AST:** 7, Stetson - 11/28/21

**STL:** 6, Old Dominion - 1/9/21\*

**BLK:** 3, Western Kentucky - 2/5/21\*

**MIN:** 39, Auburn - 11/14/21

**FG:** 14, Western Kentucky - 2/5/21\*

**FGA:** 25 (4x), last: UAB - 3/10/21\*

**3FG:** 5 (3x), last: Southern Miss - 2/26/21\*

**3FGA:** 9 (2x), last: Middle Tennessee - 1/1/21\*

**FT:** 9 (2x), last: Temple - 12/22/21

**FTA:** 10, UTEP - 2/21/21\*

\*at previous school

## SEASON HIGHS

**PTS:** 23, Appalachian State - 12/18/21

**RBS:** 15 (2x), last: Norfolk State - 12/12/21

**AST:** 7, Stetson - 11/28/21

**STL:** 3 (4x), last: Temple - 12/22/21

**BLK:** 1 (2x), last: Temple - 12/22/21

**MIN:** 39, Auburn - 11/14/21

**FG:** 10, Appalachian State - 12/18/21

**FGA:** 19, Temple - 12/22/21

**3FG:** 3 (4x), last: Appalachian State - 12/18/21

**3FGA:** 8, Stetson - 11/28/21

**FT:** 9, Temple - 12/22/21


**FTA:** 9(2x), last Temple - 12/22/21

## 2021-22 GAME-BY-GAME

Opponent	Date	GS	MIN	Total		3-Pointers		Free throws		Rebounds				PF	A	TO	BLK	STL	PTS	AVG
				FG-FGA	PCT	3FG-3FGA	PCT	FT-FTA	PCT	OFF	DEF	TOT	AVG							
South Carolina St.	11/09/2021	*	22:23	6-13	.462	2-2	1.000	1-2	.500	3	4	7	7.0	2	1	0	0	3	15	15.0
Auburn	11/14/2021	*	38:21	7-17	.412	3-6	.500	4-6	.667	5	10	15	11.0	3	1	2	0	2	21	18.0
George Washington	11/18/2021	*	31:31	3-13	.231	1-3	.333	2-3	.667	1	7	8	10.0	1	2	0	1	1	9	15.0
at VCU	11/21/2021	*	36:56	3-14	.214	0-5	.000	0-1	.000	0	4	4	8.5	4	0	1	0	2	6	12.8
vs Saint Joseph's	11/26/2021	*	17:53	6-8	.750	3-4	.750	0-0	.000	1	3	4	7.6	4	0	1	0	0	15	13.2
vs Texas Tech	11/27/2021	*	32:13	5-14	.357	2-5	.400	0-0	.000	2	6	8	7.7	2	1	2	0	0	12	13.0
vs Stetson	11/28/2021	*	34:02	6-17	.353	3-8	.375	1-2	.500	3	3	6	7.4	1	7	0	0	3	16	13.4
at William & Mary	12/05/2021	*	31:35	7-14	.500	2-3	.667	0-0	.000	0	8	8	7.5	3	4	5	0	3	16	13.8
Bowie St.	12/08/2021	*	16:42	1-10	.100	0-4	.000	0-1	.000	1	4	5	7.2	0	2	2	0	1	2	12.4
Norfolk St.	12/12/2021	*	26:17	4-11	.364	0-4	.000	7-9	.778	6	9	15	8.0	1	2	4	0	1	15	12.7
at Appalachian St.	12/18/2021	*	23:13	10-15	.667	3-4	.750	0-0	.000	0	8	8	8.0	2	2	1	0	1	23	13.6
at Temple	12/22/2021	*	37:12	6-19	.316	1-4	.250	9-9	1.000	8	4	12	8.3	3	1	2	1	3	22	14.3
<b>Totals</b>		<b>12</b>	<b>348:18</b>	<b>64-165</b>	<b>.388</b>	<b>20-52</b>	<b>.385</b>	<b>24-33</b>	<b>.727</b>	<b>30</b>	<b>70</b>	<b>100</b>	<b>8.3</b>	<b>26</b>	<b>23</b>	<b>20</b>	<b>2</b>	<b>20</b>	<b>172</b>	<b>14.3</b>

## CAREER STATISTICS

SEASON	TEAM	GP-GS	MIN/AVG	Field Goals		3-Point		F-Throws		Rebounds				Scoring						
				FG-FGA	FG%	3FG-3FGA	3FG%	FT-FTA	FT%	OFF	DEF	TOT	AVG	PF-FO	A	TO	BLK	STL	PTS	AVG
2016-17	MSU	20-0	111/5.6	22-46	.478	0-1	.000	9-14	.643	8	9	17	0.9	13-0	9	16	0	8	53	2.7
2019-20	Miami	12-0	109/9.1	9-27	.333	1-4	.250	4-8	.500	11	7	18	1.5	15-0	5	13	0	6	23	1.9
2020-21	FAU	22-22	717/32.6	186-427	.436	50-129	.388	67-96	.698	62	178	240	10.9	81-5	53	88	6	49	489	22.2
2021-22	ODU	12-12	348/29.0	64-165	.388	20-52	.385	24-33	.727	30	70	100	8.3	26-0	23	20	2	20	172	14.3
<b>TOTAL FOR ODU</b>		<b>12-12</b>	<b>348/29.0</b>	<b>64-165</b>	<b>.388</b>	<b>20-52</b>	<b>.385</b>	<b>24-33</b>	<b>.727</b>	<b>30</b>	<b>70</b>	<b>100</b>	<b>8.3</b>	<b>26-0</b>	<b>23</b>	<b>20</b>	<b>2</b>	<b>20</b>	<b>172</b>	<b>14.3</b>
<b>TOTAL</b>		<b>66-34</b>	<b>1285/19.5</b>	<b>281-665</b>	<b>.423</b>	<b>71-186</b>	<b>.382</b>	<b>104-151</b>	<b>.689</b>	<b>111</b>	<b>264</b>	<b>375</b>	<b>5.7</b>	<b>135-5</b>	<b>90</b>	<b>137</b>	<b>8</b>	<b>83</b>	<b>737</b>	<b>11.2</b>



# #3 TALEAH WASHINGTON

5-7 | JUNIOR | GUARD | DISTRICT HEIGHTS, MD. | FORESTVILLE | SYRACUSE

## PLAYER NOTES

- Played in her 50th career game at Appalachian State. Also made the first start of her three-year career.
- Set a new career high with 12 points vs. Norfolk State, going 3-of-5 from deep. Also a personal best in made treys.
- Matched her season high with six points and handed out a personal-best five assists vs. Bowie State.
- Set a new career high with two blocks vs. Auburn.
- Made her ODU debut vs. S.C. State and scored six points. Made a career-high four free throws and matched a personal-best with five attempts from the line.
- A two-year player at Syracuse. Reached the Round of 32 in the 2021 NCAA Tournament. A member of the SAAC Equity Group.

## CAREER HIGHS

**PTS:** 12, Norfolk State - 12/12/21  
**RBS:** 4 (2x), last: UMBC - 12/8/19\*  
**AST:** 5, Bowie State - 12/8/21  
**STL:** 2 (2x), last: Norfolk State - 12/12/21  
**BLK:** 2, Auburn - 11/14/21  
**MIN:** 25, Appalachian State - 12/18/21  
**FG:** 4 (4x), last: Norfolk State - 12/12/21  
**FGA:** 11, UMES - 11/12/19\*  
**3FG:** 3, Norfolk State - 12/12/21  
**3FGA:** 8, UMES - 11/12/19\*  
**FT:** 4, S.C. State - 11/9/21  
**FTA:** 5 (2x), last: S.C. State - 11/9/21  
 \*at previous school

## SEASON HIGHS


**PTS:** 12, Norfolk State - 12/12/21  
**RBS:** 2 (3x), last: George Washington - 11/18/21  
**AST:** 5, Bowie State - 12/8/21  
**STL:** 2, Norfolk State - 12/12/21  
**BLK:** 2, Auburn - 11/14/21  
**MIN:** 25, Appalachian State - 12/18/21  
**FG:** 4, Norfolk State - 12/12/21  
**FGA:** 7, Appalachian State - 12/18/21  
**3FG:** 3, Norfolk State - 12/12/21  
**3FGA:** 5 (2x), last: Norfolk State - 12/12/21  
**FT:** 4, S.C. State - 11/9/21  
**FTA:** 5, S.C. State - 11/9/21

## 2021-22 GAME-BY-GAME

Opponent	Date	GS	MIN	Total		3-Pointers		Free throws		Rebounds				Other						
				FG-FGA	PCT	3FG-3FGA	PCT	FT-FTA	PCT	OFF	DEF	TOT	AVG	PF	A	TO	BLK	STL	PTS	AVG
South Carolina St.	11/09/2021		13:27	1-5	.200	0-1	.000	4-5	.800	0	2	2	2.0	1	1	3	1	1	6	6.0
Auburn	11/14/2021		08:16	0-1	.000	0-0	.000	0-0	.000	0	2	2	2.0	0	0	2	2	0	0	3.0
George Washington	11/18/2021		05:35	0-2	.000	0-2	.000	0-0	.000	1	1	2	2.0	1	0	1	0	0	0	2.0
at VCU	11/21/2021		12:21	2-4	.500	0-2	.000	0-2	.000	0	1	1	1.8	0	1	1	0	0	4	2.5
at William & Mary	12/05/2021		03:09	1-2	.500	1-2	.500	0-0	.000	0	0	0	1.4	0	0	1	0	0	3	2.6
Bowie St.	12/08/2021		17:19	2-6	.333	2-5	.400	0-0	.000	0	0	0	1.2	0	5	0	0	0	6	3.2
Norfolk St.	12/12/2021		15:15	4-6	.667	3-5	.600	1-2	.500	0	0	0	1.0	1	3	4	0	2	12	4.4
at Appalachian St.	12/18/2021	*	24:47	2-7	.286	1-4	.250	1-1	1.000	0	1	1	1.0	2	0	3	0	1	6	4.6
at Temple	12/22/2021	*	15:43	0-3	.000	0-2	.000	0-0	.000	0	1	1	1.0	1	0	0	0	0	0	4.1
<b>Totals</b>		<b>2</b>	<b>115:51</b>	<b>12-36</b>	<b>.333</b>	<b>7-23</b>	<b>.304</b>	<b>6-10</b>	<b>.600</b>	<b>1</b>	<b>8</b>	<b>9</b>	<b>1.0</b>	<b>6</b>	<b>10</b>	<b>15</b>	<b>3</b>	<b>4</b>	<b>37</b>	<b>4.1</b>

## CAREER STATISTICS

SEASON	TEAM	GP-GS	MIN/AVG	Field Goals		3-Point		F-Throws		Rebounds				Other				Scoring		
				FG-FGA	FG%	3FG-3FGA	3FG%	FT-FTA	FT%	OFF	DEF	TOT	AVG	PF	FO	A	TO	BLK	STL	PTS
2019-20	Syr	29-0	310/10.7	33-109	.303	16-66	.242	10-18	.556	13	13	26	0.9	31-1	12	20	1	7	92	3.2
2020-21	Syr	13-0	146/11.3	8-31	.258	3-21	.143	2-2	1.000	3	10	13	1.0	8-0	4	9	0	3	21	1.6
2021-22	ODU	9-2	116/12.9	12-36	.333	7-23	.304	6-10	.600	1	8	9	1.0	6-0	10	15	3	4	37	4.1
<b>TOTAL FOR ODU</b>		<b>9-2</b>	<b>116/12.9</b>	<b>12-36</b>	<b>.333</b>	<b>7-23</b>	<b>.304</b>	<b>6-10</b>	<b>.600</b>	<b>1</b>	<b>8</b>	<b>9</b>	<b>1.0</b>	<b>6-0</b>	<b>10</b>	<b>15</b>	<b>3</b>	<b>4</b>	<b>37</b>	<b>4.1</b>
<b>TOTAL</b>		<b>51-2</b>	<b>572/11.2</b>	<b>53-176</b>	<b>.301</b>	<b>26-110</b>	<b>.236</b>	<b>18-30</b>	<b>.600</b>	<b>17</b>	<b>31</b>	<b>48</b>	<b>0.9</b>	<b>45-1</b>	<b>26</b>	<b>44</b>	<b>4</b>	<b>14</b>	<b>150</b>	<b>2.9</b>



# #4 AZIAH HUDSON

5-6 | SENIOR | GUARD | BALDWIN, N.Y. | BALDWIN

## PLAYER NOTES

- Shooting 8-of-18 (.444) from 3-point range over the last seven games. Has had three games with multiple treys in that span.
- Had season highs of three rebounds and three assists at Appalachian State.
- Matched season highs with eight points and two steals vs. Bowie State. Had her second multi-trey game of the season, knocking down a pair against the Bulldogs.
- Scored a season-high eight points vs. Texas Tech. Made her first two 3-pointers of the season vs. the Lady Raiders, both in the fourth quarter to end TTU's comeback bid. Her first trey ended an 8-0 run and restored ODU's double-digit lead.
- Named C-USA Co-Sixth Player of the year in 2020, was 14th in the conference with 48 treys.

## CAREER HIGHS

**PTS:** 23, Marshall - 2/6/21  
**RBS:** 4 (3x), last: Charlotte - 2/13/21  
**AST:** 6, WKU - 3/9/21  
**STL:** 4, Florida Atlantic - 2/26/20  
**BLK:** 2 (2x), last: Florida Atlantic - 1/8/21  
**MIN:** 46, Charlotte - 2/10/21  
**FG:** 8, Marshall - 2/6/21  
**FGA:** 16, FIU - 1/1/21  
**3FG:** 6, LA Tech - 2/1/20  
**3FGA:** 14, Marshall - 3/2/19  
**FT:** 7, Campbell - 11/6/18  
**FTA:** 7, Campbell - 11/6/18

## SEASON HIGHS

**PTS:** 8 (2x), last: Bowie State - 12/8/21  
**RBS:** 3, Appalachian State - 12/18/21  
**AST:** 3, Appalachian State - 12/18/21  
**STL:** 2 (5x), last: Temple - 12/22/21  
**BLK:** ---  
**MIN:** 27, Texas Tech - 11/27/21  
**FG:** 3 (2x), last: Bowie State - 12/8/21  
**FGA:** 6 (3x), last: Bowie State - 12/8/21  
**3FG:** 2 (3x), last: Norfolk State - 12/12/21  
**3FGA:** 5 (2x), last: Bowie State - 12/8/21  
**FT:** 3, VCU - 11/21/21  
**FTA:** 5, VCU - 11/21/21

## 2021-22 GAME-BY-GAME

Opponent	Date	GS	MIN	Total		3-Pointers		Free throws		Rebounds				PF	A	TO	BLK	STL	PTS	AVG
				FG-FGA	PCT	3FG-3FGA	PCT	FT-FTA	PCT	OFF	DEF	TOT	AVG							
South Carolina St.	11/09/2021		18:26	1-5	.200	0-4	.000	0-2	.000	0	0	0	0.0	1	1	1	0	1	2	2.0
Auburn	11/14/2021		16:24	0-4	.000	0-3	.000	2-2	1.000	0	0	0	0.0	1	0	0	0	2	2	2.0
George Washington	11/18/2021		16:05	0-2	.000	0-2	.000	0-0	.000	1	0	1	0.3	0	0	0	0	1	0	1.3
at VCU	11/21/2021		19:04	0-3	.000	0-2	.000	3-5	.600	0	0	0	0.3	3	0	1	0	1	3	1.8
vs Saint Joseph's	11/26/2021		17:27	0-6	.000	0-5	.000	0-0	.000	1	0	1	0.4	0	2	0	0	0	0	1.4
vs Texas Tech	11/27/2021		27:04	3-6	.500	2-4	.500	0-1	.000	0	0	0	0.3	0	0	0	0	0	8	2.5
vs Stetson	11/28/2021		06:04	0-2	.000	0-1	.000	0-0	.000	0	0	0	0.3	3	1	1	0	1	0	2.1
at William & Mary	12/05/2021		12:38	1-3	.333	1-2	.500	0-0	.000	0	1	1	0.4	2	0	1	0	0	3	2.3
Bowie St.	12/08/2021		12:08	3-6	.500	2-5	.400	0-0	.000	0	1	1	0.4	0	0	1	0	2	8	2.9
Norfolk St.	12/12/2021		20:27	2-4	.500	2-4	.500	0-0	.000	0	0	0	0.4	1	0	1	0	2	6	3.2
at Appalachian St.	12/18/2021		21:44	2-4	.500	0-0	.000	1-1	1.000	0	3	3	0.6	1	3	0	0	2	5	3.4
at Temple	12/22/2021		13:08	1-2	.500	1-2	.500	0-0	.000	0	0	0	0.6	0	0	0	0	2	3	3.3
<b>Totals</b>		<b>0</b>	<b>200:39</b>	<b>13-47</b>	<b>.277</b>	<b>8-34</b>	<b>.235</b>	<b>6-11</b>	<b>.545</b>	<b>2</b>	<b>5</b>	<b>7</b>	<b>0.6</b>	<b>12</b>	<b>7</b>	<b>6</b>	<b>0</b>	<b>14</b>	<b>40</b>	<b>3.3</b>

## CAREER STATISTICS

SEASON	TEAM	GP-GS	MIN/AVG	Field Goals		3-Point		F-Throws		Rebounds				Scoring						
				FG-FGA	FG%	3FG-3FGA	3FG%	FT-FTA	FT%	OFF	DEF	TOT	AVG	PF-FO	A	TO	BLK	STL	PTS	AVG
2018-19	ODU	32-12	819/25.6	87-249	.349	55-181	.304	41-59	.695	6	29	35	1.1	46-0	21	36	5	24	270	8.4
2019-20	ODU	30-2	645/21.5	66-183	.361	48-141	.340	16-18	.889	7	22	29	1.0	37-0	24	12	1	13	196	6.5
2020-21	ODU	23-7	663/28.8	66-166	.398	31-98	.316	29-37	.784	16	24	40	1.7	40-1	24	17	3	16	192	8.3
2021-22	ODU	12-0	201/16.7	13-47	.277	8-34	.235	6-11	.545	2	5	7	0.6	12-0	7	6	0	14	40	3.3
<b>TOTAL</b>		<b>97-21</b>	<b>2328/24.0</b>	<b>232-645</b>	<b>.360</b>	<b>142-454</b>	<b>.313</b>	<b>92-125</b>	<b>.736</b>	<b>31</b>	<b>80</b>	<b>111</b>	<b>1.1</b>	<b>135-1</b>	<b>76</b>	<b>71</b>	<b>9</b>	<b>67</b>	<b>698</b>	<b>7.2</b>





# #5 ASHANTI BARNES-WILLIAMS

6-1 | FRESHMAN | FORWARD | NORFOLK, VA. | LAKE TAYLOR

## PLAYER NOTES

- Set season highs with six points, three rebounds and one block vs. Bowie State. Also played a season-high 17 minutes, shooting 3-of-6 from the floor.
- Made her collegiate debut against S.C. State. Filled the box score with five points, two rebounds, two assists and two steals. Played 13 minutes, the most among the Monarchs' five freshmen.
- A top-150 recruit by ProspectsNation.com. Won a 4A state title with Lake Taylor in Norfolk. 4A All-State in 2020 and a former first team all-region and second team all-Tidewater honoree.

## CAREER HIGHS

**PTS:** 6, Bowie State - 12/8/21  
**RBS:** 3, Bowie State - 12/8/21  
**AST:** 2, S.C. State - 11/9/21  
**STL:** 2, S.C. State - 11/9/21  
**BLK:** 1, Bowie State - 12/8/21  
**MIN:** 17, Bowie State - 12/8/21  
**FG:** 3, Bowie State - 12/8/21  
**FGA:** 6, Bowie State - 12/8/21  
**3FG:** ---  
**3FGA:** 2, S.C. State - 11/9/21  
**FT:** 3, S.C. State - 11/9/21  
**FTA:** 5, S.C. State - 11/9/21

## SEASON HIGHS

**PTS:** 6, Bowie State - 12/8/21  
**RBS:** 3, Bowie State - 12/8/21  
**AST:** 2, S.C. State - 11/9/21  
**STL:** 2, S.C. State - 11/9/21  
**BLK:** 1, Bowie State - 12/8/21  
**MIN:** 17, Bowie State - 12/8/21  
**FG:** 3, Bowie State - 12/8/21  
**FGA:** 6, Bowie State - 12/8/21  
**3FG:** ---  
**3FGA:** 2, S.C. State - 11/9/21  
**FT:** 3, S.C. State - 11/9/21  
**FTA:** 5, S.C. State - 11/9/21

## 2021-22 GAME-BY-GAME

Opponent	Date	GS	MIN	Total		3-Pointers		Free throws		Rebounds				Other						
				FG-FGA	PCT	3FG-3FGA	PCT	FT-FTA	PCT	OFF	DEF	TOT	AVG	PF	A	TO	BLK	STL	PTS	AVG
South Carolina St.	11/09/2021		13:42	1-4	.250	0-2	.000	3-5	.600	1	1	2	2.0	4	2	1	0	2	5	5.0
Auburn	11/14/2021		00:53	0-0	.000	0-0	.000	0-0	.000	0	0	0	1.0	1	0	0	0	0	0	2.5
at VCU	11/21/2021		01:30	0-0	.000	0-0	.000	0-0	.000	0	0	0	0.7	0	0	0	0	0	0	1.7
vs Saint Joseph's	11/26/2021		02:47	0-1	.000	0-0	.000	0-0	.000	0	0	0	0.5	0	0	0	0	0	0	1.3
vs Stetson	11/28/2021		04:00	0-2	.000	0-0	.000	0-0	.000	0	0	0	0.4	2	0	1	0	0	0	1.0
Bowie St.	12/08/2021		17:17	3-6	.500	0-0	.000	0-0	.000	2	1	3	0.8	2	0	1	1	0	6	1.8
Norfolk St.	12/12/2021		05:49	0-1	.000	0-0	.000	0-0	.000	0	1	1	0.9	0	1	0	0	1	0	1.6
<b>Totals</b>		<b>0</b>	<b>45:58</b>	<b>4-14</b>	<b>.286</b>	<b>0-2</b>	<b>.000</b>	<b>3-5</b>	<b>.600</b>	<b>3</b>	<b>3</b>	<b>6</b>	<b>0.9</b>	<b>9</b>	<b>3</b>	<b>3</b>	<b>1</b>	<b>3</b>	<b>11</b>	<b>1.6</b>

## CAREER STATISTICS

SEASON	TEAM	GP-GS	MIN/AVG	Field Goals		3-Point		F-Throws		Rebounds				Scoring						
				FG-FGA	FG%	3FG-3FGA	3FG%	FT-FTA	FT%	OFF	DEF	TOT	AVG	PF	FO	A	TO	BLK	STL	PTS
2021-22	ODU	7-0	46/6.6	4-14	.286	0-2	.000	3-5	.600	3	3	6	0.9	9-0	3	3	1	3	11	1.6
<b>TOTAL</b>		<b>7-0</b>	<b>46/6.6</b>	<b>4-14</b>	<b>.286</b>	<b>0-2</b>	<b>.000</b>	<b>3-5</b>	<b>.600</b>	<b>3</b>	<b>3</b>	<b>6</b>	<b>0.9</b>	<b>9-0</b>	<b>3</b>	<b>3</b>	<b>1</b>	<b>3</b>	<b>11</b>	<b>1.6</b>



# #11 KAYE CLARK

5-7 | JUNIOR | GUARD | MILWAUKEE, WISC. | RUFUS KING | TRINITY VALLEY

## PLAYER NOTES

- Fourth in C-USA and 54th nationally with 2.50 steals per game. Has multiple steals in nine games, including a trio of four-steal outings.
- Came off the bench to score a personal-best 15 points vs. Stetson. Made six of her nine shots, including a pair of 3-pointers, and had three steals. Played a season-high 37 minutes.
- Had seven points vs. Saint Joseph's. Scored the last five points of the first half for the Monarchs. Set season highs in minutes (33) and assists (three) vs. the Hawks.
- Made her team debut vs. S.C. State. Was one of five Monarchs to score in double figures (11) and shared the game high with four steals.
- A Second Team NJCAA All-American in 2021. Averaged 14.2 points, 5.5 rebounds and 4.3 assists on .534 shooting that season. Guided Trinity Valley to a 22-3 record and the NJCAA title game.
- Played 51 total games at Trinity Valley, averaging 11.9 points, 4.6 rebounds, 3.9 assists and 2.4 steals per game.

## CAREER HIGHS

**PTS:** 15, Stetson - 11/28/21  
**RBS:** 5 (3x), last: Texas Tech - 11/27/21  
**AST:** 4 (2x), last: Norfolk State - 12/12/21  
**STL:** 4 (3x), last: Norfolk State - 12/12/21  
**BLK:** 2, George Washington - 11/18/21  
**MIN:** 37, Stetson - 11/28/21  
**FG:** 6, Stetson - 11/28/21  
**FGA:** 9, Stetson - 11/28/21  
**3FG:** 2 (2x), last: Stetson - 11/28/21  
**3FGA:** 3 (4x), last: Norfolk State - 12/12/21  
**FT:** 2 (2x), last: William & Mary - 12/5/21  
**FTA:** 4, Stetson - 11/28/21

## SEASON HIGHS


**PTS:** 15, Stetson - 11/28/21  
**RBS:** 5 (3x), last: Texas Tech - 11/27/21  
**AST:** 4 (2x), last: Norfolk State - 12/12/21  
**STL:** 4 (3x), last: Norfolk State - 12/12/21  
**BLK:** 2, George Washington - 11/18/21  
**MIN:** 37, Stetson - 11/28/21  
**FG:** 6, Stetson - 11/28/21  
**FGA:** 9, Stetson - 11/28/21  
**3FG:** 2 (2x), last: Stetson - 11/28/21  
**3FGA:** 3 (4x), last: Norfolk State - 12/12/21  
**FT:** 2 (2x), last: William & Mary - 12/5/21  
**FTA:** 4, Stetson - 11/28/21

## 2021-22 GAME-BY-GAME

Opponent	Date	GS	MIN	Total		3-Pointers		Free throws		Rebounds				PF	A	TO	BLK	STL	PTS	AVG	
				FG-FGA	PCT	3FG-3FGA	PCT	FT-FTA	PCT	OFF	DEF	TOT	AVG								
South Carolina St.	11/09/2021	*	22:10	4-8	.500	2-3	.667	1-2	.500	4	1	5	5.0	2	1	3	1	4	11	11.0	
Auburn	11/14/2021	*	26:26	0-1	.000	0-1	.000	2-2	1.000	0	0	0	2.5	3	1	1	0	1	2	6.5	
George Washington	11/18/2021	*	29:59	3-8	.375	0-3	.000	0-0	.000	0	3	3	2.7	1	2	1	2	3	6	6.3	
at VCU	11/21/2021	*	24:56	3-7	.429	0-1	.000	0-0	.000	2	3	5	3.3	3	2	3	0	2	6	6.3	
vs Saint Joseph's	11/26/2021	*	33:36	3-5	.600	1-2	.500	0-0	.000	2	1	3	3.2	1	3	0	1	1	7	6.4	
vs Texas Tech	11/27/2021	*	21:02	0-4	.000	0-0	.000	0-0	.000	4	1	5	3.5	5	3	3	1	2	0	5.3	
vs Stetson	11/28/2021	*	37:16	6-9	.667	2-3	.667	1-4	.250	0	2	2	3.3	3	2	2	0	3	15	6.7	
at William & Mary	12/05/2021	*	29:26	3-7	.429	0-2	.000	2-2	1.000	2	1	3	3.3	1	4	2	0	4	8	6.9	
Bowie St.	12/08/2021	*	13:24	1-3	.333	0-1	.000	0-0	.000	1	1	2	3.1	2	1	3	0	3	2	6.3	
Norfolk St.	12/12/2021	*	23:16	1-5	.200	1-3	.333	0-0	.000	0	2	2	3.0	3	4	3	0	4	3	6.0	
at Appalachian St.	12/18/2021	*	23:46	3-3	1.000	1-1	1.000	0-0	.000	0	3	3	3.0	1	3	1	0	2	7	6.1	
at Temple	12/22/2021	*	24:47	2-5	.400	0-1	.000	1-2	.500	1	2	3	3.0	3	1	3	0	1	5	6.0	
<b>Totals</b>			<b>11</b>	<b>310:05</b>	<b>29-65</b>	<b>.446</b>	<b>7-21</b>	<b>.333</b>	<b>7-12</b>	<b>.583</b>	<b>16</b>	<b>20</b>	<b>36</b>	<b>3.0</b>	<b>28</b>	<b>27</b>	<b>25</b>	<b>5</b>	<b>30</b>	<b>72</b>	<b>6.0</b>

## CAREER STATISTICS

SEASON	TEAM	Field Goals		3-Point		F-Throws		Rebounds				Scoring								
		GP-GS	MIN/AVG	FG-FGA	FG%	3FG-3FGA	3FG%	FT-FTA	FT%	OFF	DEF	TOT	AVG	PF-FO	A	TO	BLK	STL	PTS	AVG
2021-22	ODU	12-11	310/25.8	29-65	.446	7-21	.333	7-12	.583	16	20	36	3.0	28-1	27	25	5	30	72	6.0
<b>TOTAL</b>		<b>12-11</b>	<b>310/25.8</b>	<b>29-65</b>	<b>.446</b>	<b>7-21</b>	<b>.333</b>	<b>7-12</b>	<b>.583</b>	<b>16</b>	<b>20</b>	<b>36</b>	<b>3.0</b>	<b>28-1</b>	<b>27</b>	<b>25</b>	<b>5</b>	<b>30</b>	<b>72</b>	<b>6.0</b>



# #12 BRIANNA JACKSON

6-3 | JUNIOR | FORWARD | VIRGINIA BEACH, VA. | PRINCESS ANNE | MIAMI (FLA.)

## PLAYER NOTES

- Scored in double figures in back-to-back games vs. App State (10) and Temple (11). Also grabbed a season-high eight boards at App State.
- Blocked three shots at Temple. Now has four games with three blocks this season.
- Second in C-USA with 20 blocked shots. Third in blocks per game (1.67).
- Played a season-high 22 minutes against Saint Joseph's. Tallied seven points and five rebounds with two steals (season high) and one block.
- Made her first start as a Monarch at VCU. Scored four points with six rebounds.
- Blocked a game-high three shots vs. Auburn in just eight minutes of action. Also added five rebounds and two points.
- Rated a four-star prospect by espnW HoopGurlz and ProspectsNation.com. Ranked top-100 nationally and was the 17th-best post player in the country. The fourth-ranked prospect in the state of Virginia.

## CAREER HIGHS

**PTS:** 14 (2x), last: Jacksonville - 11/25/20\*  
**RBS:** 10, Florida State - 1/5/20\*  
**AST:** 2 (3x), last: North Florida - 11/28/20\*  
**STL:** 4, NC State - 2/20/20\*  
**BLK:** 5, Florida State - 1/26/20\*  
**MIN:** 32, Florida State - 1/26/20\*  
**FG:** 6 (2x), last: Wake Forest - 2/27/20\*  
**FGA:** 13, Florida State - 1/5/20\*  
**3FG:** 1, Jackson State - 11/10/19\*  
**3FGA:** 2, Jackson State - 11/10/19\*  
**FT:** 6, Florida Atlantic - 12/3/20\*  
**FTA:** 7, Louisville - 1/9/20\*

## SEASON HIGHS

**PTS:** 11, Temple - 12/22/21  
**RBS:** 8, Appalachian State - 12/18/21  
**AST:** 1 (3x), last: Bowie State - 12/8/21  
**STL:** 2, Saint Joseph's - 11/26/21  
**BLK:** 3 (4x), last: Temple - 12/22/21  
**MIN:** 23, Texas Tech - 11/27/21  
**FG:** 5 (2x), last: Temple - 12/22/21  
**FGA:** 9, George Washington - 11/18/21  
**3FG:** ---  
**3FGA:** 1, George Washington - 11/18/21  
**FT:** 3, Norfolk State - 12/12/21  
**FTA:** 5, Norfolk State - 12/12/21

\*at previous school

## 2021-22 GAME-BY-GAME

Opponent	Date	GS	MIN	Total		3-Pointers		Free throws		Rebounds				PF	A	TO	BLK	STL	PTS	AVG
				FG-FGA	PCT	3FG-3FGA	PCT	FT-FTA	PCT	OFF	DEF	TOT	AVG							
South Carolina St.	11/09/2021		05:32	1-2	.500	0-0	.000	0-0	.000	1	0	1	1.0	0	0	1	1	0	2	2.0
Auburn	11/14/2021		07:50	1-2	.500	0-0	.000	0-1	.000	1	4	5	3.0	2	0	2	3	0	2	2.0
George Washington	11/18/2021		14:57	4-9	.444	0-1	.000	0-1	.000	2	2	4	3.3	2	0	1	3	0	8	4.0
at VCU	11/21/2021	*	20:02	2-4	.500	0-0	.000	0-0	.000	3	3	6	4.0	4	0	3	0	0	4	4.0
vs Saint Joseph's	11/26/2021	*	22:29	3-6	.500	0-0	.000	1-1	1.000	1	4	5	4.2	4	1	1	1	2	7	4.6
vs Texas Tech	11/27/2021	*	22:21	0-4	.000	0-0	.000	2-2	1.000	1	1	2	3.8	4	1	4	0	0	2	4.2
vs Stetson	11/28/2021	*	15:02	1-2	.500	0-0	.000	2-2	1.000	1	1	2	3.6	1	0	1	2	0	4	4.1
at William & Mary	12/05/2021		13:01	2-4	.500	0-0	.000	0-0	.000	2	2	4	3.6	3	0	3	1	1	4	4.1
Bowie St.	12/08/2021		13:36	3-5	.600	0-0	.000	1-3	.333	2	1	3	3.6	2	1	0	3	0	7	4.4
Norfolk St.	12/12/2021		16:40	2-4	.500	0-0	.000	3-5	.600	1	4	5	3.7	5	0	5	1	0	7	4.7
at Appalachian St.	12/18/2021		18:03	5-7	.714	0-0	.000	0-0	.000	2	6	8	4.1	2	0	2	2	1	10	5.2
at Temple	12/22/2021		17:13	5-8	.625	0-0	.000	1-4	.250	3	2	5	4.2	4	0	1	3	1	11	5.7
<b>Totals</b>		<b>4</b>	<b>186:46</b>	<b>29-57</b>	<b>.509</b>	<b>0-1</b>	<b>.000</b>	<b>10-19</b>	<b>.526</b>	<b>20</b>	<b>30</b>	<b>50</b>	<b>4.2</b>	<b>33</b>	<b>3</b>	<b>24</b>	<b>20</b>	<b>5</b>	<b>68</b>	<b>5.7</b>

## CAREER STATISTICS

SEASON	TEAM	GP-GS	MIN/AVG	Field Goals		3-Point		F-Throws		Rebounds				Scoring						
				FG-FGA	FG%	3FG-3FGA	3FG%	FT-FTA	FT%	OFF	DEF	TOT	AVG	PF-FO	A	TO	BLK	STL	PTS	AVG
2019-20	Miami	30-16	507/16.9	56-112	.500	1-6	.167	33-52	.635	46	90	136	4.5	83-4	10	27	39	30	146	4.9
2020-21	Miami	10-4	84/8.4	11-24	.458	0-3	.000	13-14	.929	10	16	26	2.6	15-0	2	5	4	4	35	3.5
2021-22	ODU	12-4	187/15.6	29-57	.509	0-1	.000	10-19	.526	20	30	50	4.2	33-1	3	24	20	5	68	5.7
<b>TOTAL FOR ODU</b>		<b>12-4</b>	<b>187/15.6</b>	<b>29-57</b>	<b>.509</b>	<b>0-1</b>	<b>.000</b>	<b>10-19</b>	<b>.526</b>	<b>20</b>	<b>30</b>	<b>50</b>	<b>4.2</b>	<b>33-1</b>	<b>3</b>	<b>24</b>	<b>20</b>	<b>5</b>	<b>68</b>	<b>5.7</b>
<b>TOTAL</b>		<b>52-24</b>	<b>778/15.0</b>	<b>96-193</b>	<b>.497</b>	<b>1-10</b>	<b>.100</b>	<b>56-85</b>	<b>.659</b>	<b>76</b>	<b>136</b>	<b>212</b>	<b>4.1</b>	<b>131-5</b>	<b>15</b>	<b>56</b>	<b>63</b>	<b>39</b>	<b>249</b>	<b>4.8</b>



# #14 AJAH WAYNE

5-10 | SENIOR | GUARD/FORWARD | BIRMINGHAM, ALA. | RAMSAY

## PLAYER NOTES

- Averaging 15.1 points and 5.5 rebounds per game on .477 shooting during ODU's seven-game win streak. Also 11-of-22 (.500) from deep in those games.
- Ninth in C-USA in scoring (15.0). Also sixth in free throws made (50) and fifth in attempts (66).
- Netted 24 points in the win at W&M, the most by a Monarch this season. Scored 21 at App State and now has 13 career 20-point games.
- Scored her 1,000th career point vs. Saint Joseph's. Currently 27th in all-time scoring at ODU (1,118).
- Led ODU with 17 points vs. Texas Tech and hit a season-high three 3-pointers.
- Had 12 points, 10 coming in the fourth quarter, and nine rebounds vs. Saint Joseph's. Grabbed five offensive rebounds in the 4th to help ODU pull away.
- A Preseason All-Conference USA honoree.
- Had her first double-double of the season vs. Auburn with 19 points and 11 boards. Now has 19 career double-doubles. Shot 8-of-9 from the charity stripe.

## CAREER HIGHS

**PTS:** 35, Auburn - 11/14/19  
**RBS:** 16, Cincinnati - 11/12/18  
**AST:** 7, Florida Atlantic - 1/10/19  
**STL:** 6, Jacksonville - 11/24/18  
**BLK:** 2 (6x), last: Norfolk State - 12/12/21  
**MIN:** 43, vs. Charlotte - 3/11/21  
**FG:** 14, Auburn - 11/14/19  
**FGA:** 22, Rice - 3/12/21  
**3FG:** 6, Auburn - 11/14/19  
**3FGA:** 9, Marshall - 3/2/19  
**FT:** 14, Cincinnati - 11/12/18  
**FTA:** 20, Cincinnati - 11/12/18

## SEASON HIGHS

**PTS:** 24, William & Mary - 12/5/21  
**RBS:** 11 (2x), last: Temple - 12/22/21  
**AST:** 4 (2x), last: Saint Joseph's - 11/26/21  
**STL:** 3 (3x), last: Appalachian State - 12/18/21  
**BLK:** 2 (2x), last: Temple - 12/22/21  
**MIN:** 36 (2x), last: Saint Joseph's - 11/26/21  
**FG:** 7 (3x), last: Appalachian State - 12/18/21  
**FGA:** 18, Auburn - 11/14/21  
**3FG:** 3 (3x), last: Appalachian State - 12/18/21  
**3FGA:** 6 (2x), last: Texas Tech - 11/27/21  
**FT:** 9, William & Mary - 12/5/21  
**FTA:** 12, William & Mary - 12/5/21

## 2021-22 GAME-BY-GAME

Opponent	Date	GS	MIN	Total		3-Pointers		Free throws		Rebounds				PF	A	TO	BLK	STL	PTS	AVG	
				FG-FGA	PCT	3FG-3FGA	PCT	FT-FTA	PCT	OFF	DEF	TOT	AVG								
South Carolina St.	11/09/2021	*	26:39	4-13	.308	1-4	.250	6-6	1.000	4	3	7	7.0	1	1	1	1	2	15	15.0	
Auburn	11/14/2021	*	35:50	5-18	.278	1-6	.167	8-9	.889	2	9	11	9.0	1	2	0	1	1	19	17.0	
George Washington	11/18/2021	*	30:18	4-10	.400	1-3	.333	3-4	.750	4	1	5	7.7	0	4	1	0	1	12	15.3	
at VCU	11/21/2021	*	31:02	4-10	.400	0-1	.000	5-7	.714	4	0	4	6.8	0	0	3	0	1	13	14.8	
vs Saint Joseph's	11/26/2021	*	35:47	5-15	.333	0-1	.000	2-3	.667	7	2	9	7.2	0	4	2	1	1	12	14.2	
vs Texas Tech	11/27/2021	*	30:38	7-13	.538	3-6	.500	0-0	.000	3	4	7	7.2	4	0	1	0	3	17	14.7	
vs Stetson	11/28/2021	*	25:36	2-4	.500	0-1	.000	3-6	.500	0	4	4	6.7	3	2	2	0	2	7	13.6	
at William & Mary	12/05/2021	*	29:18	7-13	.538	1-2	.500	9-12	.750	3	3	6	6.6	2	2	1	0	3	24	14.9	
Bowie St.	12/08/2021	*	16:16	3-4	.750	3-3	1.000	2-2	1.000	0	1	1	6.0	3	2	2	0	2	11	14.4	
Norfolk St.	12/12/2021	*	27:39	6-12	.500	0-3	.000	4-6	.667	3	1	4	5.8	2	1	3	2	1	16	14.6	
at Appalachian St.	12/18/2021	*	25:42	7-12	.583	3-4	.750	4-4	1.000	2	0	2	5.5	0	2	1	0	3	21	15.2	
at Temple	12/22/2021	*	31:34	4-13	.308	1-2	.500	4-7	.571	6	5	11	5.9	4	2	2	2	2	13	15.0	
<b>Totals</b>			<b>12</b>	<b>346:18</b>	<b>58-137</b>	<b>.423</b>	<b>14-36</b>	<b>.389</b>	<b>50-66</b>	<b>.758</b>	<b>38</b>	<b>33</b>	<b>71</b>	<b>5.9</b>	<b>20</b>	<b>22</b>	<b>19</b>	<b>7</b>	<b>22</b>	<b>180</b>	<b>15.0</b>

## CAREER STATISTICS

SEASON	TEAM	GP-GS	MIN/AVG	Field Goals		3-Point		F-Throws		Rebounds				Scoring						
				FG-FGA	FG%	3FG-3FGA	3FG%	FT-FTA	FT%	OFF	DEF	TOT	AVG	PF-FO	A	TO	BLK	STL	PTS	AVG
2018-19	ODU	31-30	898/29.0	125-349	.358	18-74	.243	101-154	.656	82	163	245	7.9	81-2	65	59	10	53	369	11.9
2019-20	ODU	27-27	720/26.7	110-287	.383	15-70	.214	55-91	.604	57	128	185	6.9	52-1	33	54	5	30	290	10.7
2020-21	ODU	18-17	563/31.3	105-198	.530	8-37	.216	61-113	.540	69	106	175	9.7	45-1	33	50	3	33	279	15.5
2021-22	ODU	12-12	346/28.9	58-137	.423	14-36	.389	50-66	.758	38	33	71	5.9	20-0	22	19	7	22	180	15.0
<b>TOTAL</b>		<b>88-86</b>	<b>2528/28.7</b>	<b>398-971</b>	<b>.410</b>	<b>55-217</b>	<b>.253</b>	<b>267-424</b>	<b>.630</b>	<b>246</b>	<b>430</b>	<b>676</b>	<b>7.7</b>	<b>198-4</b>	<b>153</b>	<b>182</b>	<b>25</b>	<b>138</b>	<b>1118</b>	<b>12.7</b>



# #20 MAGGIE ROBINSON

6-0 | GRADUATE | FORWARD | MOBILE, ALA. | SHELTON STATE CC | W.P. DAVISON

## PLAYER NOTES

- Started all 24 games for ODU last season. Was fifth on the team in rebounding (5.2) and shot a team-best .367 from deep. Notched a career-high with 19 points vs. Rice on Jan. 16.
- Redshirted the 2019-20 campaign while recovering from a torn ACL suffered prior to the season.
- Played in all 32 games and made 31 starts in her first season at ODU in 2018-19 and averaged 7.1 points and 4.1 rebounds. Scored 17 against No. 13 NC State. Sank the go-ahead 3-pointer with 1:05 remaining in overtime in the Monarchs' win at Cincinnati.
- Made back-to-back NJCAA Final Fours with Shelton State CC. Averaged 12 points and 7.5 rebounds in 2017-18 while leading the conference in shooting percentage, free throw percentage and rebounding. Named to the NJCAA All-Tournament Team.

## CAREER HIGHS

**PTS:** 19, Rice - 1/16/21  
**RBS:** 11, Cincinnati - 11/12/18  
**AST:** 4, Charlotte - 2/23/19  
**STL:** 4, Charlotte - 2/13/21  
**BLK:** 3, UAB - 2/19/21  
**MIN:** 46, Charlotte - 3/11/21  
**FG:** 8, Marshall - 2/5/21  
**FGA:** 15, Charlotte - 2/16/19  
**3FG:** 4, Charlotte - 2/16/19  
**3FGA:** 13, Charlotte - 2/16/19  
**FT:** 5, William & Mary - 12/8/18  
**FTA:** 8, William & Mary - 12/8/18

## SEASON HIGHS

**PTS:** ---  
**RBS:** ---  
**AST:** ---  
**STL:** ---  
**BLK:** ---  
**MIN:** ---  
**FG:** ---  
**FGA:** ---  
**3FG:** ---  
**3FGA:** ---  
**FT:** ---  
**FTA:** ---

## CAREER STATISTICS

SEASON	TEAM	GP-GS	MIN/AVG	Field Goals		3-Point		F-Throws		Rebounds				Scoring						
				FG-FGA	FG%	3FG-3FGA	3FG%	FT-FTA	FT%	OFF	DEF	TOT	AVG	PF-FO	A	TO	BLK	STL	PTS	AVG
2018-19	ODU	32-31	792/24.8	77-230	.335	40-149	.268	32-46	.696	48	84	132	4.1	71-0	31	41	6	18	226	7.1
2020-21	ODU	24-24	719/30.0	74-169	.438	22-60	.367	19-24	.792	46	78	124	5.2	55-3	23	25	12	15	189	7.9
<b>TOTAL</b>		<b>56-55</b>	<b>1511/27.0</b>	<b>151-399</b>	<b>.378</b>	<b>62-209</b>	<b>.297</b>	<b>51-70</b>	<b>.729</b>	<b>94</b>	<b>162</b>	<b>256</b>	<b>4.6</b>	<b>126-3</b>	<b>54</b>	<b>66</b>	<b>18</b>	<b>33</b>	<b>415</b>	<b>7.4</b>



# #23 AMARI YOUNG

5-11 | SENIOR | FORWARD | NORTH AUGUSTA, S.C. | NORTH AUGUSTA

## PLAYER NOTES

- A Preseason All-Conference USA honoree.

- Scored 10 points on 4-of-4 shooting vs. Norfolk State.

- Matched her season high with 11 points vs. Bowie State. Needed only 15 minutes to score those 11 points.

- Scored 10 points with eight rebounds vs. Auburn.

- Started ODU's season opener with S.C. State and posted 11 points, six rebounds and two steals in 21 minutes of action.

- Named Second Team All-Conference and All-State as a junior. Averaged a double-double with 13.6 points and 11.2 rebounds per game. Ranked second in C-USA and 18th nationally in rebounding. Fifth in the conference with 2.05 steals per game. Had a career-high 24 rebounds two times. Scored a personal-best 31 points along with 10 rebounds and five assists in ODU's quarterfinal victory over Charlotte.

- A Second Team All-Conference and C-USA All-Defensive Team selection as a sophomore. Started every game and averaged 10.7 points, 8.2 rebounds and 2.1 steals. Ranked second in the conference in steals and seventh in rebounds.

## CAREER HIGHS

**PTS:** 31, Charlotte - 3/11/21  
**RBS:** 24 (2x), last: WKU - 3/5/21  
**AST:** 5, Charlotte - 3/11/21  
**STL:** 5 (5x), last: William & Mary - 12/5/21  
**BLK:** 4, William & Mary - 12/5/19  
**MIN:** 48, Charlotte - 3/11/21  
**FG:** 15, Charlotte - 3/11/21  
**FGA:** 29, Charlotte - 3/11/21  
**3FG:** 1, 7x last vs. Rice - 3/7/20  
**3FGA:** 2, 6x last vs. Rice - 3/7/20  
**FT:** 10, Campbell - 11/8/19  
**FTA:** 12, Campbell - 11/8/19

## SEASON HIGHS

**PTS:** 11 (2x), last: Bowie State - 12/8/21  
**RBS:** 12, George Washington - 11/18/21  
**AST:** 3, Appalachian State - 12/18/21  
**STL:** 5, William & Mary - 12/5/21  
**BLK:** 2 (2x), last: Appalachian State - 12/18/21  
**MIN:** 34, VCU - 11/21/21  
**FG:** 5 (2x), last: Bowie State - 12/8/21  
**FGA:** 10, Temple - 12/22/21  
**3FG:** ---  
**3FGA:** ---  
**FT:** 4, Auburn - 11/14/21  
**FTA:** 6 (2x), last: George Washington - 11/18/21

## 2021-22 GAME-BY-GAME

Opponent	Date	GS	MIN	Total		3-Pointers		Free throws		Rebounds				PF	A	TO	BLK	STL	PTS	AVG
				FG-FGA	PCT	3FG-3FGA	PCT	FT-FTA	PCT	OFF	DEF	TOT	AVG							
South Carolina St.	11/09/2021	*	20:53	5-9	.556	0-0	.000	1-3	.333	3	3	6	6.0	2	0	2	0	2	11	11.0
Auburn	11/14/2021	*	33:19	3-7	.429	0-0	.000	4-6	.667	2	6	8	7.0	4	0	2	1	1	10	10.5
George Washington	11/18/2021	*	29:14	4-8	.500	0-0	.000	0-6	.000	8	4	12	8.7	2	0	2	1	1	8	9.7
at VCU	11/21/2021	*	34:54	4-6	.667	0-0	.000	2-4	.500	3	3	6	8.0	3	2	5	1	2	10	9.8
vs Saint Joseph's	11/26/2021	*	29:24	4-8	.500	0-0	.000	2-4	.500	2	3	5	7.4	3	0	1	0	0	10	9.8
vs Texas Tech	11/27/2021	*	25:20	3-8	.375	0-0	.000	0-3	.000	3	1	4	6.8	2	0	1	2	1	6	9.2
vs Stetson	11/28/2021	*	19:02	3-6	.500	0-0	.000	2-5	.400	0	3	3	6.3	3	0	0	1	0	8	9.0
at William & Mary	12/05/2021	*	27:53	2-3	.667	0-0	.000	0-2	.000	0	5	5	6.1	0	1	4	0	5	4	8.4
Bowie St.	12/08/2021	*	15:10	5-6	.833	0-0	.000	1-2	.500	3	2	5	6.0	0	0	0	0	2	11	8.7
Norfolk St.	12/12/2021	*	22:07	4-4	1.000	0-0	.000	2-4	.500	3	2	5	5.9	0	0	5	1	2	10	8.8
at Appalachian St.	12/18/2021	*	17:49	2-4	.500	0-0	.000	1-2	.500	0	2	2	5.5	1	3	0	2	0	5	8.5
at Temple	12/22/2021	*	28:42	4-10	.400	0-0	.000	0-2	.000	3	2	5	5.5	3	0	2	1	3	8	8.4
<b>Totals</b>		<b>12</b>	<b>303:48</b>	<b>43-79</b>	<b>.544</b>	<b>0-0</b>	<b>.000</b>	<b>15-43</b>	<b>.349</b>	<b>30</b>	<b>36</b>	<b>66</b>	<b>5.5</b>	<b>23</b>	<b>6</b>	<b>24</b>	<b>10</b>	<b>19</b>	<b>101</b>	<b>8.4</b>

## CAREER STATISTICS

SEASON	TEAM	GP-GS	MIN/AVG	Field Goals		3-Point		F-Throws		Rebounds				Scoring						
				FG-FGA	FG%	3FG-3FGA	3FG%	FT-FTA	FT%	OFF	DEF	TOT	AVG	PF-FO	A	TO	BLK	STL	PTS	AVG
2018-19	ODU	32-3	726/22.7	104-215	.484	6-16	.375	52-102	.510	82	127	209	6.5	82-0	27	45	14	50	266	8.3
2019-20	ODU	30-30	858/28.6	129-289	.446	1-19	.053	60-121	.496	88	157	245	8.2	70-1	32	71	24	63	319	10.6
2020-21	ODU	22-22	739/33.6	128-284	.451	0-1	.000	44-96	.458	80	166	246	11.2	65-3	39	51	22	45	300	13.6
2021-22	ODU	12-12	304/25.3	43-79	.544	0-0	.000	15-43	.349	30	36	66	5.5	23-0	6	24	10	19	101	8.4
<b>TOTAL</b>		<b>96-67</b>	<b>2628/27.4</b>	<b>404-867</b>	<b>.466</b>	<b>7-36</b>	<b>.194</b>	<b>171-362</b>	<b>.472</b>	<b>280</b>	<b>486</b>	<b>766</b>	<b>8.0</b>	<b>240-4</b>	<b>104</b>	<b>191</b>	<b>70</b>	<b>177</b>	<b>986</b>	<b>10.3</b>



# #24 EDEN SAMPLE

5-11 | FRESHMAN | GUARD | GWINNETT, GA. | COLLINS HILL

## PLAYER NOTES

- Scored her first collegiate basket vs. Bowie State. Set personal bests with two points, two rebounds, one assist and one steal. Also played a season-high 13 minutes.

- Played in ODU's season opener with S.C. State. Made one free throw in four minutes of action.

- A nominee for the 2021 McDonald's All-American game and an Atlanta Journal-Constitution 6A All-State Second Team player as a senior. Led Collins Hill to a 6A state quarterfinal appearance as a senior. Was her team's leading scorer as a junior with 16.5 points per game. The MVP of the Deep South Classic as both a junior and a senior.

## CAREER HIGHS

**PTS:** 2 (2x), last: Appalachian State - 12/18/21

**RBS:** 2 (2x), last: Norfolk State - 12/12/21

**AST:** 1 (2x), last: Appalachian State - 12/18/21

**STL:** 1, Bowie State - 12/8/21

**BLK:** 1, Appalachian State - 12/18/21

**MIN:** 13, Bowie State - 12/8/21

**FG:** 1 (2x), last: Appalachian State - 12/18/21

**FGA:** 3 (2x), last: Bowie State - 12/8/21

**3FG:** ---

**3FGA:** 3, William & Mary - 12/5/21

**FT:** 1 (2x), last: Norfolk State - 12/12/21

**FTA:** 2 (3x), last: Norfolk State - 12/12/21

## SEASON HIGHS

**PTS:** 2 (2x), last: Appalachian State - 12/18/21

**RBS:** 2 (2x), last: Norfolk State - 12/12/21

**AST:** 1 (2x), last: Appalachian State - 12/18/21

**STL:** 1, Bowie State - 12/8/21

**BLK:** 1, Appalachian State - 12/18/21

**MIN:** 13, Bowie State - 12/8/21

**FG:** 1 (2x), last: Appalachian State - 12/18/21

**FGA:** 3 (2x), last: Bowie State - 12/8/21

**3FG:** ---

**3FGA:** 3, William & Mary - 12/5/21

**FT:** 1 (2x), last: Norfolk State - 12/12/21

**FTA:** 2 (3x), last: Norfolk State - 12/12/21

## 2021-22 GAME-BY-GAME

Opponent	Date	GS	MIN	Total		3-Pointers		Free throws		Rebounds				PF	A	TO	BLK	STL	PTS	AVG
				FG-FGA	PCT	3FG-3FGA	PCT	FT-FTA	PCT	OFF	DEF	TOT	AVG							
South Carolina St.	11/09/2021		03:55	0-0	.000	0-0	.000	1-2	.500	0	0	0	0.0	0	0	0	0	0	1	1.0
at VCU	11/21/2021		01:30	0-0	.000	0-0	.000	0-0	.000	0	0	0	0.0	1	0	0	0	0	0	0.5
at William & Mary	12/05/2021		04:02	0-3	.000	0-3	.000	0-0	.000	0	0	0	0.0	1	0	0	0	0	0	0.3
Bowie St.	12/08/2021		12:54	1-3	.333	0-1	.000	0-2	.000	1	1	2	0.5	1	1	0	0	1	2	0.8
Norfolk St.	12/12/2021		03:17	0-1	.000	0-0	.000	1-2	.500	2	0	2	0.8	1	0	0	0	0	1	0.8
at Appalachian St.	12/18/2021		04:53	1-2	.500	0-1	.000	0-0	.000	0	0	0	0.7	0	1	0	1	0	2	1.0
<b>Totals</b>		<b>0</b>	<b>30:31</b>	<b>2-9</b>	<b>.222</b>	<b>0-5</b>	<b>.000</b>	<b>2-6</b>	<b>.333</b>	<b>3</b>	<b>1</b>	<b>4</b>	<b>0.7</b>	<b>4</b>	<b>2</b>	<b>0</b>	<b>1</b>	<b>1</b>	<b>6</b>	<b>1.0</b>

## CAREER STATISTICS

SEASON	TEAM	Field Goals			3-Point		F-Throws		Rebounds				Scoring							
		GP-GS	MIN/AVG	FG-FGA	FG%	3FG-3FGA	3FG%	FT-FTA	FT%	OFF	DEF	TOT	AVG	PF-FO	A	TO	BLK	STL	PTS	AVG
2021-22	ODU	6-0	31/5.1	2-9	.222	0-5	.000	2-6	.333	3	1	4	0.7	4-0	2	0	1	1	6	1.0
<b>TOTAL</b>		<b>6-0</b>	<b>31/5.1</b>	<b>2-9</b>	<b>.222</b>	<b>0-5</b>	<b>.000</b>	<b>2-6</b>	<b>.333</b>	<b>3</b>	<b>1</b>	<b>4</b>	<b>0.7</b>	<b>4-0</b>	<b>2</b>	<b>0</b>	<b>1</b>	<b>1</b>	<b>6</b>	<b>1.0</b>



# #25 KALEN NELSON

5-11 | FRESHMAN | GUARD/FORWARD | TULSA, OKLA. | UNION

## PLAYER NOTES

- Played a season-high 17 minutes vs. Bowie State, scoring a personal-best four points.
- Scored her first collegiate basket vs. Saint Joseph's.
- Played the most minutes (eight) by an ODU freshman vs. Auburn. Scored her first career point and grabbed two rebounds.
- Played 11 minutes in ODU's season opener vs. S.C. State. Grabbed five rebounds, including a pair of offensive boards.
- Averaged 13.4 points and 5.9 rebounds per game as a senior at Union High School, garnering all-state and All-World honors. Guided Union to the state semifinals in her final season, where it lost to the eventual state champions.
- A Second Team All-World honoree as a junior, averaging 12.8 points per game.

## CAREER HIGHS

**PTS:** 4, Bowie State - 12/8/21  
**RBS:** 5, S.C. State - 11/9/21  
**AST:** 1, Appalachian State - 12/18/21  
**STL:** 1 (2x), last: Bowie State - 12/8/21  
**BLK:** ---  
**MIN:** 17, Bowie State - 12/8/21  
**FG:** 1 (5x), last: Appalachian State - 12/18/21  
**FGA:** 5 (2x), last: Appalachian State - 12/18/21  
**3FG:** ---  
**3FGA:** ---  
**FT:** 2, Bowie State - 12/8/21  
**FTA:** 2 (2x), last: Bowie State - 12/8/21

## SEASON HIGHS

**PTS:** 4, Bowie State - 12/8/21  
**RBS:** 5, S.C. State - 11/9/21  
**AST:** 1, Appalachian State - 12/18/21  
**STL:** 1 (2x), last: Bowie State - 12/8/21  
**BLK:** ---  
**MIN:** 17, Bowie State - 12/8/21  
**FG:** 1 (5x), last: Appalachian State - 12/18/21  
**FGA:** 5 (2x), last: Appalachian State - 12/18/21  
**3FG:** ---  
**3FGA:** ---  
**FT:** 2, Bowie State - 12/8/21  
**FTA:** 2 (2x), last: Bowie State - 12/8/21

## 2021-22 GAME-BY-GAME

Opponent	Date	GS	MIN	Total		3-Pointers		Free throws		Rebounds				PF	A	TO	BLK	STL	PTS	AVG
				FG-FGA	PCT	3FG-3FGA	PCT	FT-FTA	PCT	OFF	DEF	TOT	AVG							
South Carolina St.	11/09/2021		10:57	0-2	.000	0-0	.000	0-0	.000	2	3	5	5.0	1	0	0	0	0	0	0.0
Auburn	11/14/2021		07:46	0-1	.000	0-0	.000	1-2	.500	1	1	2	3.5	0	0	0	0	0	1	0.5
George Washington	11/18/2021		02:21	0-0	.000	0-0	.000	0-0	.000	0	0	0	2.3	0	0	0	0	0	0	0.3
at VCU	11/21/2021		01:30	0-1	.000	0-0	.000	0-0	.000	0	1	1	2.0	0	0	0	0	0	0	0.3
vs Saint Joseph's	11/26/2021		07:17	1-1	1.000	0-0	.000	0-0	.000	1	1	2	2.0	0	0	0	0	0	2	0.6
vs Texas Tech	11/27/2021		03:43	0-0	.000	0-0	.000	0-0	.000	0	1	1	1.8	0	0	0	0	0	0	0.5
vs Stetson	11/28/2021		13:29	1-3	.333	0-0	.000	0-0	.000	0	2	2	1.9	2	0	0	0	0	2	0.7
at William & Mary	12/05/2021		06:22	1-2	.500	0-0	.000	0-0	.000	0	0	0	1.6	0	0	0	0	1	2	0.9
Bowie St.	12/08/2021		16:38	1-5	.200	0-0	.000	2-2	1.000	1	1	2	1.7	0	0	3	0	1	4	1.2
Norfolk St.	12/12/2021		03:08	0-0	.000	0-0	.000	0-0	.000	0	0	0	1.5	0	0	0	0	0	0	1.1
at Appalachian St.	12/18/2021		14:53	1-5	.200	0-0	.000	0-0	.000	1	0	1	1.5	1	1	0	0	0	2	1.2
<b>Totals</b>			<b>0 88:04</b>	<b>5-20</b>	<b>.250</b>	<b>0-0</b>	<b>.000</b>	<b>3-4</b>	<b>.750</b>	<b>6</b>	<b>10</b>	<b>16</b>	<b>1.5</b>	<b>4</b>	<b>1</b>	<b>3</b>	<b>0</b>	<b>2</b>	<b>13</b>	<b>1.2</b>

## CAREER STATISTICS

		Field Goals		3-Point		F-Throws		Rebounds				Scoring								
SEASON	TEAM	GP-GS	MIN/AVG	FG-FGA	FG%	3FG-3FGA	3FG%	FT-FTA	FT%	OFF	DEF	TOT	AVG	PF-FO	A	TO	BLK	STL	PTS	AVG
2021-22	ODU	11-0	88/8.0	5-20	.250	0-0	.000	3-4	.750	6	10	16	1.5	4-0	1	3	0	2	13	1.2
<b>TOTAL</b>		<b>11-0</b>	<b>88/8.0</b>	<b>5-20</b>	<b>.250</b>	<b>0-0</b>	<b>.000</b>	<b>3-4</b>	<b>.750</b>	<b>6</b>	<b>10</b>	<b>16</b>	<b>1.5</b>	<b>4-0</b>	<b>1</b>	<b>3</b>	<b>0</b>	<b>2</b>	<b>13</b>	<b>1.2</b>





# #35 ALEX ROUSE

5-8 | FRESHMAN | GUARD | LITTLE ROCK, ARK. | JOE T. ROBINSON

## PLAYER NOTES

- Played four minutes in ODU's season opener vs. S.C. State. Grabbed one offensive rebound.
- A multi-sport athlete at Joe T. Robinson. Scored over 2,000-career points to set the school record. Earned all-conference and all-state recognition as a senior after averaging 25.5 points, six rebounds and three assists per game
- A former state champion in soccer and played volleyball for a season.
- Father played football at Arkansas and for the Chicago Bears.

## CAREER HIGHS

PTS: ---  
 RBS: 1 (2x), last: VCU - 11/21/21  
 AST: ---  
 STL: ---  
 BLK: ---  
 MIN: 4, S.C. State - 11/9/21  
 FG: ---  
 FGA: ---  
 3FG: ---  
 3FGA: ---  
 FT: ---  
 FTA: ---

## SEASON HIGHS

PTS: ---  
 RBS: 1 (2x), last: VCU - 11/21/21  
 AST: ---  
 STL: ---  
 BLK: ---  
 MIN: 4, S.C. State - 11/9/21  
 FG: ---  
 FGA: ---  
 3FG: ---  
 3FGA: ---  
 FT: ---  
 FTA: ---

## 2021-22 GAME-BY-GAME

Opponent	Date	GS	MIN	Total		3-Pointers		Free throws		Rebounds				PF	A	TO	BLK	STL	PTS	AVG
				FG-FGA	PCT	3FG-3FGA	PCT	FT-FTA	PCT	OFF	DEF	TOT	AVG							
South Carolina St.	11/09/2021		03:55	0-0	.000	0-0	.000	0-0	.000	1	0	1	1.0	1	0	0	0	0	0	0.0
at VCU	11/21/2021		01:30	0-0	.000	0-0	.000	0-0	.000	1	0	1	1.0	0	0	0	0	0	0.0	
<b>Totals</b>		<b>0</b>	<b>05:25</b>	<b>0-0</b>	<b>.000</b>	<b>0-0</b>	<b>.000</b>	<b>0-0</b>	<b>.000</b>	<b>2</b>	<b>0</b>	<b>2</b>	<b>1.0</b>	<b>1</b>	<b>0</b>	<b>0</b>	<b>0</b>	<b>0</b>	<b>0</b>	<b>0.0</b>

## CAREER STATISTICS

SEASON	TEAM	GP-GS	MIN/AVG	Field Goals		3-Point		F-Throws		Rebounds				Scoring						
				FG-FGA	FG%	3FG-3FGA	3FG%	FT-FTA	FT%	OFF	DEF	TOT	AVG	PF	FO	A	TO	BLK	STL	PTS
2021-22	ODU	2-0	5/2.7	0-0	.000	0-0	.000	0-0	.000	2	0	2	1.0	1-0	0	0	0	0	0	0.0
<b>TOTAL</b>		<b>2-0</b>	<b>5/2.7</b>	<b>0-0</b>	<b>.000</b>	<b>0-0</b>	<b>.000</b>	<b>0-0</b>	<b>.000</b>	<b>2</b>	<b>0</b>	<b>2</b>	<b>1.0</b>	<b>1-0</b>	<b>0</b>	<b>0</b>	<b>0</b>	<b>0</b>	<b>0</b>	<b>0.0</b>



# #44 AMHYIA MORELAND

6-1 | FRESHMAN | FORWARD | CHARLOTTE, N.C. | ZEBULON B. VANCE

## PLAYER NOTES

- Notched a personal best four points vs. Norfolk State.
- Came down with a season-high four boards vs. Bowie State. Also had two steals.
- Grabbed three rebounds vs. Stetson.
- Scored two points and grabbed two rebounds in four minutes of action in ODU's season opener with S.C. State.
- A two-time 4A state champion. Posted an 11-point, 13-rebound double-double in the 2021 state championship. Averaged 18.2 points and 7.4 rebounds per game as a senior, earning I-Meck Player of the Year honors.

## CAREER HIGHS

**PTS:** 4, Norfolk State - 12/12/21  
**RBS:** 4, Bowie State - 12/8/21  
**AST:** 1 (2x), last: Norfolk State - 12/12/21  
**STL:** 2, Bowie State - 12/8/21  
**BLK:** 1 (3x), last: William & Mary - 12/5/21  
**MIN:** 11, Bowie State - 12/8/21  
**FG:** 2, Norfolk State - 12/12/21  
**FGA:** 3, S.C. State - 11/9/21  
**3FG:** ---  
**3FGA:** ---  
**FT:** 1, Bowie State - 12/8/21  
**FTA:** 2, Bowie State - 12/8/21

## SEASON HIGHS

**PTS:** 4, Norfolk State - 12/12/21  
**RBS:** 4, Bowie State - 12/8/21  
**AST:** 1 (2x), last: Norfolk State - 12/12/21  
**STL:** 2, Bowie State - 12/8/21  
**BLK:** 1 (3x), last: William & Mary - 12/5/21  
**MIN:** 11, Bowie State - 12/8/21  
**FG:** 2, Norfolk State - 12/12/21  
**FGA:** 3, S.C. State - 11/9/21  
**3FG:** ---  
**3FGA:** ---  
**FT:** 1, Bowie State - 12/8/21  
**FTA:** 2, Bowie State - 12/8/21

## 2021-22 GAME-BY-GAME

Opponent	Date	GS	MIN	Total		3-Pointers		Free throws		Rebounds				Other						
				FG-FGA	PCT	3FG-3FGA	PCT	FT-FTA	PCT	OFF	DEF	TOT	AVG	PF	A	TO	BLK	STL	PTS	AVG
South Carolina St.	11/09/2021		03:55	1-3	.333	0-0	.000	0-0	.000	0	2	2	2.0	0	0	2	0	0	2	2.0
at VCU	11/21/2021		08:33	0-0	.000	0-0	.000	0-0	.000	0	2	2	2.0	4	1	2	1	0	0	1.0
vs Saint Joseph's	11/26/2021		03:01	0-2	.000	0-0	.000	0-0	.000	0	0	0	1.3	0	0	2	0	0	0	0.7
vs Texas Tech	11/27/2021		03:27	0-0	.000	0-0	.000	0-0	.000	0	0	0	1.0	3	0	0	0	0	0	0.5
vs Stetson	11/28/2021		04:40	0-2	.000	0-0	.000	0-0	.000	1	2	3	1.4	2	0	3	1	0	0	0.4
at William & Mary	12/05/2021		03:26	1-2	.500	0-0	.000	0-0	.000	0	0	0	1.2	0	0	1	0	2	0.7	
Bowie St.	12/08/2021		10:40	0-1	.000	0-0	.000	1-2	.500	0	4	4	1.6	2	0	0	0	2	1	0.7
Norfolk St.	12/12/2021		07:31	2-2	1.000	0-0	.000	0-1	.000	1	1	2	1.6	2	1	1	0	1	4	1.1
at Appalachian St.	12/18/2021		07:03	0-1	.000	0-0	.000	0-0	.000	1	1	2	1.7	4	0	0	0	0	0	1.0
<b>Totals</b>		<b>0</b>	<b>52:16</b>	<b>4-13</b>	<b>.308</b>	<b>0-0</b>	<b>.000</b>	<b>1-3</b>	<b>.333</b>	<b>3</b>	<b>12</b>	<b>15</b>	<b>1.7</b>	<b>17</b>	<b>2</b>	<b>10</b>	<b>3</b>	<b>3</b>	<b>9</b>	<b>1.0</b>

## CAREER STATISTICS

SEASON	TEAM	GP-GS	MIN/AVG	Field Goals		3-Point		F-Throws		Rebounds				Other				Scoring		
				FG-FGA	FG%	3FG-3FGA	3FG%	FT-FTA	FT%	OFF	DEF	TOT	AVG	PF-FO	A	TO	BLK	STL	PTS	AVG
2021-22	ODU	9-0	52/5.8	4-13	.308	0-0	.000	1-3	.333	3	12	15	1.7	17-0	2	10	3	3	9	1.0
<b>TOTAL</b>		<b>9-0</b>	<b>52/5.8</b>	<b>4-13</b>	<b>.308</b>	<b>0-0</b>	<b>.000</b>	<b>1-3</b>	<b>.333</b>	<b>3</b>	<b>12</b>	<b>15</b>	<b>1.7</b>	<b>17-0</b>	<b>2</b>	<b>10</b>	<b>3</b>	<b>3</b>	<b>9</b>	<b>1.0</b>

## WINNING STREAK STATS

### Game Records

Record	Overall	Home	Away	Neutral
ALL GAMES	8-0	2-0	3-0	3-0
CONFERENCE	0-0	0-0	0-0	0-0
NON-CONFERENCE	8-0	2-0	3-0	3-0

### Score by Periods

Team	1st	2nd	3rd	4th	OT	TOT
Old Dominion	131	140	146	140	0	557
Opponents	68	100	106	120	0	394

### Team Box Score

No.	Player	Total			3-Point			F-Throw		Rebounds				PF	DQ	A	TO	BLK	STL	PTS	AVG	
		GP-GS	MIN	AVG	FG-FGA	FG%	3FG-3FGA	3FG%	FT-FTA	FT%	OFF	DEF	TOT									AVG
2	ALLEN, Iggy	8-8	219:07	27.4	45-108	.417	14-36	.389	17-21	.810	21	45	66	8.3	16	0	19	17	1	12	121	15.1
14	WAYNE, Ajah	8-8	222:30	27.8	41-86	.477	11-22	.500	28-40	.700	24	20	44	5.5	18	0	15	14	5	17	121	15.1
23	YOUNG, Amari	8-8	185:27	23.2	27-49	.551	0-0	.000	8-24	.333	14	20	34	4.3	12	0	4	13	7	13	62	7.8
1	ADAMS, Mariah	7-4	206:16	29.5	17-40	.425	3-12	.250	16-19	.842	7	14	21	3.0	21	1	35	18	0	20	53	7.6
12	JACKSON, Brianna	8-3	138:25	17.3	21-40	.525	0-0	.000	10-17	.588	13	21	34	4.3	25	1	3	17	13	5	52	6.5
11	CLARK, Kaye	8-7	206:33	25.8	19-41	.463	5-13	.385	4-8	.500	10	13	23	2.9	19	1	21	17	2	20	47	5.9
3	WASHINGTON, Taleah	5-2	76:13	15.2	9-24	.375	7-18	.389	2-3	.667	0	2	2	0.4	4	0	8	8	0	3	27	5.4
4	HUDSON, Aziah	8-0	130:40	16.3	12-33	.364	8-23	.348	1-2	.500	1	5	6	0.8	7	0	6	4	0	9	33	4.1
0	CAMPBELL, Joy	6-0	54:31	9.1	4-15	.267	0-3	.000	3-7	.429	4	10	14	2.3	3	0	2	8	0	6	11	1.8
25	NELSON, Kaylen	7-0	65:30	9.4	5-16	.313	0-0	.000	2-2	1.000	3	5	8	1.1	3	0	1	3	0	2	12	1.7
5	BARNES-WILLIAMS, Ashanti	4-0	29:53	7.5	3-10	.300	0-0	.000	0-0	.000	2	2	4	1.0	4	0	1	2	1	1	6	1.5
24	SAMPLE, Eden	4-0	25:06	6.3	2-9	.222	0-5	.000	1-4	.250	3	1	4	1.0	3	0	2	0	1	1	5	1.3
44	MORELAND, Amhyia	7-0	39:48	5.7	3-10	.300	0-0	.000	1-3	.333	3	8	11	1.6	13	0	1	6	2	3	7	1.0
Team											16	19	35					4				
<b>Total</b>		<b>8</b>	<b>1600</b>		<b>208-481</b>	<b>.432</b>	<b>48-132</b>	<b>.364</b>	<b>93-150</b>	<b>.620</b>	<b>121</b>	<b>185</b>	<b>306</b>	<b>38.3</b>	<b>148</b>	<b>3</b>	<b>118</b>	<b>131</b>	<b>32</b>	<b>112</b>	<b>557</b>	<b>69.6</b>
<b>Opponents</b>		<b>8</b>	<b>1600</b>		<b>140-401</b>	<b>.349</b>	<b>23-101</b>	<b>.228</b>	<b>91-139</b>	<b>.655</b>	<b>99</b>	<b>180</b>	<b>279</b>	<b>34.9</b>	<b>149</b>	<b>4</b>	<b>70</b>	<b>193</b>	<b>23</b>	<b>61</b>	<b>394</b>	<b>49.3</b>

### Team Statistics

	ODU	OPP
<b>Scoring</b>	<b>557</b>	<b>394</b>
Points per game	69.6	49.3
Scoring margin	+20.4	-
<b>Field goals-att</b>	<b>208-481</b>	<b>140-401</b>
Field goal pct	.432	.349
<b>3 point fg-att</b>	<b>48-132</b>	<b>23-101</b>
3-point FG pct	.364	.228
3-pt FG made per game	6.0	2.9
<b>Free throws-att</b>	<b>93-150</b>	<b>91-139</b>
Free throw pct	.620	.655
F-Throws made per game	11.6	11.4
<b>Rebounds</b>	<b>306</b>	<b>279</b>
Rebounds per game	38.3	34.9
Rebounding margin	+3.4	-
<b>Assists</b>	<b>118</b>	<b>70</b>
Assists per game	14.8	8.8
<b>Turnovers</b>	<b>131</b>	<b>193</b>
Turnovers per game	16.4	24.1
Turnover margin	+7.8	-
Assist/turnover ratio	0.9	0.4
<b>Steals</b>	<b>112</b>	<b>61</b>
Steals per game	14.0	7.6
<b>Blocks</b>	<b>32</b>	<b>23</b>
Blocks per game	4.0	2.9
<b>Winning streak</b>	<b>8</b>	<b>-</b>
Home win streak	2	-
<b>Attendance</b>	<b>3515</b>	<b>3547</b>
Home games-Avg/Game	2-1758	3-1182
Neutral site-Avg/Game	-	3-0

### Team Results

Date	Opponent		Score	Att.
11/26/2021	vs Saint Joseph's	W	67-50	0
11/27/2021	vs Texas Tech	W	59-45	0
11/28/2021	vs Stetson	W	61-51	0
12/05/2021	at William & Mary	W	68-55	221
12/08/2021	Bowie St.	W	70-29	1591
12/12/2021	Norfolk St.	W	76-47	1924
12/18/2021	at Appalachian St.	W	85-49	204
12/22/2021	at Temple	W	71-68	3122

## 2021-22 OVERALL SEASON STATS

### Game Records

Record	Overall	Home	Away	Neutral
ALL GAMES	10-2	4-1	3-1	3-0
CONFERENCE	0-0	0-0	0-0	0-0
NON-CONFERENCE	10-2	4-1	3-1	3-0

### Score by Periods

Team	1st	2nd	3rd	4th	OT	TOT
Old Dominion	192	191	199	205	0	787
Opponents	126	156	160	166	0	608

### Team Box Score

No.	Player	Total			3-Point			F-Throw		Rebounds				Other								
		GP-GS	MIN	AVG	FG-FGA	FG%	3FG-3FGA	3FG%	FT-FTA	FT%	OFF	DEF	TOT	AVG	PF	DQ	A	TO	BLK	STL	PTS	AVG
14	WAYNE, Ajah	12-12	346:18	28.9	58-137	.423	14-36	.389	50-66	.758	38	33	71	5.9	20	0	22	19	7	22	180	15.0
2	ALLEN, Iggy	12-12	348:18	29.0	64-165	.388	20-52	.385	24-33	.727	30	70	100	8.3	26	0	23	20	2	20	172	14.3
23	YOUNG, Amari	12-12	303:48	25.3	43-79	.544	0-0	.000	15-43	.349	30	36	66	5.5	23	0	6	24	10	19	101	8.4
1	ADAMS, Mariah	10-7	290:00	29.0	22-60	.367	3-16	.188	18-23	.783	7	20	27	2.7	33	1	40	25	0	25	65	6.5
11	CLARK, Kaye	12-11	310:05	25.8	29-65	.446	7-21	.333	7-12	.583	16	20	36	3.0	28	1	27	25	5	30	72	6.0
12	JACKSON, Brianna	12-4	186:46	15.6	29-57	.509	0-1	.000	10-19	.526	20	30	50	4.2	33	1	3	24	20	5	68	5.7
3	WASHINGTON, Taleah	9-2	115:51	12.9	12-36	.333	7-23	.304	6-10	.600	1	8	9	1.0	6	0	10	15	3	4	37	4.1
4	HUDSON, Aziah	12-0	200:39	16.7	13-47	.277	8-34	.235	6-11	.545	2	5	7	0.6	12	0	7	6	0	14	40	3.3
5	BARNES-WILLIAMS, Ashanti	7-0	45:58	6.6	4-14	.286	0-2	.000	3-5	.600	3	3	6	0.9	9	0	3	3	1	3	11	1.6
0	CAMPBELL, Joy	10-0	76:01	7.6	5-18	.278	0-4	.000	3-7	.429	4	10	14	1.4	3	0	2	10	0	6	13	1.3
25	NELSON, Kaylen	11-0	88:04	8.0	5-20	.250	0-0	.000	3-4	.750	6	10	16	1.5	4	0	1	3	0	2	13	1.2
44	MORELAND, Amhyia	9-0	52:16	5.8	4-13	.308	0-0	.000	1-3	.333	3	12	15	1.7	17	0	2	10	3	3	9	1.0
24	SAMPLE, Eden	6-0	30:31	5.1	2-9	.222	0-5	.000	2-6	.333	3	1	4	0.7	4	0	2	0	1	1	6	1.0
35	ROUSE, Alex	2-0	05:25	2.7	0-0	.000	0-0	.000	0-0	.000	2	0	2	1.0	1	0	0	0	0	0	0	0.0
Team											21	24	45					5				
<b>Total</b>		<b>12</b>	<b>2400</b>		<b>290-720</b>	<b>.403</b>	<b>59-194</b>	<b>.304</b>	<b>148-242</b>	<b>.612</b>	<b>186</b>	<b>282</b>	<b>468</b>	<b>39.0</b>	<b>219</b>	<b>3</b>	<b>148</b>	<b>189</b>	<b>52</b>	<b>154</b>	<b>787</b>	<b>65.6</b>
<b>Opponents</b>		<b>12</b>	<b>2400</b>		<b>216-612</b>	<b>.353</b>	<b>39-162</b>	<b>.241</b>	<b>137-209</b>	<b>.656</b>	<b>147</b>	<b>290</b>	<b>437</b>	<b>36.4</b>	<b>232</b>	<b>5</b>	<b>100</b>	<b>272</b>	<b>38</b>	<b>89</b>	<b>608</b>	<b>50.7</b>

### Team Statistics

	ODU	OPP
<b>Scoring</b>	<b>787</b>	<b>608</b>
Points per game	65.6	50.7
Scoring margin	+14.9	-
<b>Field goals-att</b>	<b>290-720</b>	<b>216-612</b>
Field goal pct	.403	.353
<b>3 point fg-att</b>	<b>59-194</b>	<b>39-162</b>
3-point FG pct	.304	.241
3-pt FG made per game	4.9	3.3
<b>Free throws-att</b>	<b>148-242</b>	<b>137-209</b>
Free throw pct	.612	.656
F-Throws made per game	12.3	11.4
<b>Rebounds</b>	<b>468</b>	<b>437</b>
Rebounds per game	39.0	36.4
Rebounding margin	+2.6	-
<b>Assists</b>	<b>148</b>	<b>100</b>
Assists per game	12.3	8.3
<b>Turnovers</b>	<b>189</b>	<b>272</b>
Turnovers per game	15.8	22.7
Turnover margin	+6.9	-
Assist/turnover ratio	0.8	0.4
<b>Steals</b>	<b>154</b>	<b>89</b>
Steals per game	12.8	7.4
<b>Blocks</b>	<b>52</b>	<b>38</b>
Blocks per game	4.3	3.2
<b>Winning streak</b>	<b>8</b>	<b>-</b>
Home win streak	2	-
<b>Attendance</b>	<b>8659</b>	<b>4188</b>
Home games-Avg/Game	5-1732	4-1047
Neutral site-Avg/Game	-	3-0

### Team Results

Date	Opponent		Score	Att.
11/09/2021	South Carolina St.	W	80-52	1649
11/14/2021	Auburn	W	57-44	1776
11/18/2021	George Washington	L	45-47	1719
11/21/2021	at VCU	L	48-71	641
11/26/2021	vs Saint Joseph's	W	67-50	0
11/27/2021	vs Texas Tech	W	59-45	0
11/28/2021	vs Stetson	W	61-51	0
12/05/2021	at William & Mary	W	68-55	221
12/08/2021	Bowie St.	W	70-29	1591
12/12/2021	Norfolk St.	W	76-47	1924
12/18/2021	at Appalachian St.	W	85-49	204
12/22/2021	at Temple	W	71-68	3122





