



UTSA ROADRUNNERS BASKETBALL

ATHLETICS COMMUNICATIONS CONTACTS: Brent Ingram (brent.ingram@utsa.edu; C: 210-845-8651) or Brady Meister brady.meister@utsa.edu; C: 712-870-3423)

NOVEMBER (5-3)

09	TRINITY [Texas]	W, 97-66
12	at Oklahoma	L, 96-44
15	TEXAS A&M-COMMERCE	L, 65-62
16	DENVER ^	W, 78-64
17	IUPUI ^	W, 60-57
21	TEXAS A&M-COPRUS CHRISTI ^	L, 77-58
24	LAMAR	W, 79-73
29	ST. MARY'S	W, 75-65

DECEMBER (1-3)

02	at Grand Canyon	L, 74-71
11	vs. Sam Houston #	W, 78-73
17	UTRGV	L, 68-50
21	at Illinois State	L, 81-64
22	OUR LADY OF THE LAKE PPD (OLLU COVID)	
30	at Middle Tennessee *	PPD (MT COVID)

JANUARY (1-4)

01	at UAB *	L, 87-59
03	DALLAS CHRISTIAN	W, 101-48
06	SOUTHERN MISS *	L, 74-73
08	LOUISIANA TECH *	L, 79-63
13	at Old Dominion *	L, 83-51
15	at Charlotte *	12 p.m.
20	at UTEP *	3 p.m.
23	UTEP *	3 p.m.
27	FIU *	7 p.m.
29	FLORIDA ATLANTIC *	1 p.m.

FEBRUARY (0-0)

03	at Rice *	7 p.m.
05	at North Texas *	5 p.m.
13	WESTERN KENTUCKY *	12 p.m.
17	at Southern Miss *	7 p.m.
19	at Louisiana Tech *	4 p.m.
24	UAB *	7 p.m.

MARCH (0-0)

03	NORTH TEXAS *	7 p.m.
05	RICE *	2 p.m.
09	C-USA First Round !	TBD
10	C-USA Quarterfinals !	TBD
11	C-USA Semifinals !	TBD
12	C-USA Championship !	TBD

Home Game at the Convocation Center

^ - UTSA Multi-Team Event (San Antonio, Texas)

* - Conference USA Game

! - Conference USA Championship (Frisco, Texas)

All times CENTRAL

Dates and times subject to change

THE UTSA BASKETBALL SHOW

SELECTED DATES

Hosted by Andy Everett, **The UTSA Basketball Show** airs on select days during the Conference USA season. Fans can join the show live at the SandBox, at the corner of Babcock and UTSA Blvd. via a live stream on the UTSA Athletics Facebook page, or tune in to The Ticket 760 and Ticket760.com and everywhere fans want to listen via the free all-in-one iHeartRadio app.

Jan. 18	Jan. 31	Feb. 14	Feb. 28
Jan. 24	Feb. 7	Feb. 21	March 7



UTSA ROADRUNNERS

(7-10, 0-4 C-USA)



CHARLOTTE 49ERS

(8-5, 1-0 C-USA)

12 p.m. CT • Jan. 14

Halton Arena • Charlotte, N.C.

HEADLINES AND STORYLINES

- UTSA returns five players who earned starts last year, including junior center Jacob Germany, senior forward Cedrick Alley Jr., sophomore guard Jordan Ivy-Curry junior guard Erik Czumbel and senior forward Phoenix Ford.
- Ivy-Curry earned C-USA All-Freshman Team honors in his collegiate debut season last year, while Germany returns after starting 24 games and averaging 10.3 points and 6.0 rebounds per game.
- The Roadrunners welcome the addition of senior guard Darius McNeill for the 2021-22 season. McNeill, a former four-star recruit out of Houston, started his career with 58 starts over two years at Cal, where he broke the record for freshman 3-pointers made, before playing last year at SMU.
- UTSA is in the midst of an exciting time on campus as the move to The American Conference was announced in the fall of 2021. UTSA has been a member of Conference USA since 2014 after a season in the Western Athletic Conference following a long history in the Southland.
- The Roadrunners must replace the two top scorers in program history in 2021-22, in guards Jhivvan Jackson and Keaton Wallace. The pair rank 1-2 in the UTSA record books in career scoring, with Jackson totaling the 52nd most points in college basketball history and Wallace chipping in 2,080 points, the 458th most in NCAA annals.
- UTSA finished the 2020-21 season winners of 10 of its final 13 games.
- UTSA is under the direction of sixth-year head coach Steve Henson, a member of the Kansas State Athletics Hall of Fame and the 2017-18 C-USA Coach of the Year. Henson played seven seasons in the NBA and is one of 24 current head coaches in the NCAA who played in the NBA.

SETTING THE SCENE

Live video ESPN +

Radio Ticket 760 AM
Andy Everett (play-by-play)
Pregame show starts 30 minutes before tipoff

Series vs. Charlotte: UTSA leads, 4-3
Last Meeting: UTSA 72, Charlotte 62
March 10, 2021 (Frisco)

UTSA HEAD COACH STEVE HENSON

(Kansas State, 1990)

Career Record: 86-89 (6th year)
UTSA Record: same
vs. Charlotte: 3-2

CHARLOTTE HEAD COACH RON SANCHEZ

(SUNY Onenota, 1997)

Career Record: 41-55 (4th year)
Charlotte Record: same
vs. UTSA: 1-3

WE ARE UTSA

When referencing University of Texas at San Antonio Athletics, PLEASE USE THE ACRONYM **UTSA** AND THE NICKNAME **ROADRUNNERS**. Please refrain from using UT-San Antonio, Texas-San Antonio, UT-SA, or any other variation.



UTSA ROADRUNNERS AT A GLANCE

Last Game	Starters	Pos.	Ht.	Wt.	Cl.-Exp.	Hometown	G-GS	PPG	RPG	Other
1	Darius McNeill	G	6-3	185	Sr.-TR	Houston, Texas	14-7	4.9	1.8	19.5 mpg
11	Lachlan Bofinger	F	6-6	220	So.-1L	Sydney, Australia	17-3	2.8	3.8	12.5 mpg
20	Lamin Sabally	G	6-7	195	Fr.-HS	Berlin, Germany	13-7	3.2	2.5	6-15 from 3
22	Christian Tucker	G	6-3	170	Fr.-HS	Chandler, Ariz.	15-4	3.9	1.9	19 assists
24	Jacob Germany	C	6-11	235	Jr.-2L	Kingston, Okla.	17-17	14.3	6.6	3 double-doubles

Key Reserves	Pos.	Ht.	Wt.	Cl.-Exp.	Hometown	G-GS	PPG	RPG	Other	
2	Aleu Aleu	G/F	6-8	180	Jr.-TR	Austin, Texas	9-4	4.3	2.7	16.4 mpg
4	Josh Farmer	F	6-9	195	Fr.-HS	Houston, Texas	12-0	2.7	3.0	10.8 mpg
10	Erik Czumbel	G	6-3	200	Jr.-2L	Verona, Italy	17-2	2.6	2.1	16 pts Thurs.
12	Phoenix Ford	F	6-8	225	R-Sr.-2L	St. Petersburg, Fla.	14-0	1.8	3.1	14.4 mpg
21	Jordan Ivy-Curry	G	6-2	180	So.-1L	La Marque, Texas	14-14	15.1	2.6	39.3% from 3





Isaiah Addo-Ankrah
G, 6-6, 200, So.
Houston, Texas




Aleu Aleu
G/F, 6-8, 180, Jr.
Austin, Texas



Cedrick Alley Jr.
F, 6-6, 230, Sr.
Houston, Texas



Lachlan Bofinger
F, 6-6, 220, So.
Sydney, Australia



Erik Czumbel
G, 6-3, 200, Jr.
Verona, Italy



Josh Farmer
F, 6-9, 195, Fr.
Houston, Texas



Phoenix Ford
F, 6-8, 225, R-Sr.
St. Petersburg, Fla.



Jacob Germany
C, 6-11, 235, Jr.
Kingston, Okla.



Jordan Ivy-Curry
C, 6-2, 175, So.
La Marque, Texas



Artan Jabbar
G, 5-11, 185, Jr.
Fort Worth, Texas



Azavier Johnson
G, 6-5, 205, Fr.
Las Vegas, Nev.



Darius McNeill
G, 6-3, 185, Sr.
Houston, Texas



Adrian Rodriguez
F, 6-7, 245, R-Sr.
Tulsa, Okla.



Lamin Sabally
G, 6-7, 195, Fr.
Berlin, Germany



Christian Tucker
G, 6-3, 170, Fr.
Chandler, Ariz.



HC
Steve Henson
Head Coach
Sixth Year



AHC
Mike Peck
Associate Head Coach
Sixth Year



AC
Scott Thompson
Assistant Coach
Sixth Year



AC
Adam Hood
Assistant Coach
Sixth Year



DBO
Jeff Luster
Director of Operations
Seventh Year




GA
Joseph Klein
Graduate Assistant Manager
First Year



SC
Christian Wood
Director of Basketball Performance
Third Year



AT
Josh Modica
Athletics Trainer
Ninth Year



VC
Weston Kartes
Video Coordinator
First Year



(AS OF JAN. 3)

Western Division

Rk.	Institution	C-USA	Overall
1.	Louisiana Tech	4-0	13-3
2.	UAB	3-1	13-4
3.	Rice	2-1	9-5
4.	North Texas	2-1	9-4
5.	Southern Miss	1-1	5-9
6.	UTEP	1-2	8-7
7.	UTSA	0-3	7-9

Eastern Division

Rk.	Institution	C-USA	Overall
1.	Florida Atlantic	1-0	8-6
2.	Old Dominion	1-0	6-8
3.	WKU	1-1	9-6
4.	Charlotte	0-0	7-5
5.	FIU	0-2	10-5
6.	Middle Tenn.	0-2	9-6
7.	Marshall	0-2	7-8



UTSA QUICK FACTS

GENERAL INFORMATION

Name of Institution: The University of Texas at San Antonio
Location: San Antonio, Texas
Founded: 1969
Enrollment: 34,742
Nickname: Roadrunners
School Colors: Navy Blue (PMS 289), Orange (PMS 1665) & White
Arena (Capacity): Convocation Center (2,650)
Year Opened: 1975
Conference: Conference USA
President: Dr. Taylor Eighmy (Tufts, 1980)
Director of Athletics: Dr. Lisa Campos (Colorado State)
Athletic Department Phone: 210.458.4161
Ticket Office Phone: 210.458.UTSA (8872)

TEAM INFORMATION

2020-21 Overall Record: 15-11
Home: 12-2
Away: 2-8
Neutral: 1-1
Conference Record/Finish: 9-7/7th
Lettermen Returning/Lost: 9/5
Starters Returning/Lost: 2/3
Newcomers: 7

HISTORY

First Year of Basketball: 1981-82
All-Time Record: 599-597
All-Time Conference USA Record -- since 2013-14: 50-76
All-Time Conference USA Tournament Record -- since 2013-14: 3-8
Conference Regular Season Championships: 3
 1990-91 (Trans America Athletic Conference) • 1991-92 (Southland Conference) • 2003-04 (Southland)
Conference Tournament Championships: 4
 1988 (Trans America Athletic Conference) • 1999 (Southland Conference) • 2004 (Southland) • 2011 (Southland)
NCAA Tournament Appearances/Record: 4/1-4 (.200)
 1988 • 1999 • 2004 • 2011
Last NCAA Postseason Opponent/Result: 2011
 Lost to No. 1 seed Ohio State, 75-46 (March 18, 2011)

2021-22 UTSA ROADRUNNERS

No.	Name	Pos.	Ht.	Wt.	Yr.-Exp.	Hometown/Previous School
0	Cedrick Alley Jr.	F	6-6	230	R-Sr.-1L	Houston, Texas/Klein Forest HS/Houston
1	Darius McNeill	G	6-3	185	Sr.-TR	Houston, Texas/Westfield HS/Cal/SMU
2	Aleu Aleu	G/F	6-8	180	Jr.-TR	Austin, Texas/Austin HS/Temple CC
4	Josh Farmer	F	6-9	195	Fr.-HS	Houston, Texas/Sharpstown HS
5	Azavier Johnson	G	6-5	205	Fr.-HS	Las Vegas, Nev./Faith Lutheran HS
10	Erik Czumbel	G	6-3	200	Jr.-2L	Verona, Italy/Liceo Leonardo da Vinci
11	Lachlan Bofinger	F	6-6	220	So.-1L	Sydney, Australia/Montverde Academy (Fla.)
12	Phoenix Ford	F	6-8	225	R-Sr.-2L	St. Petersburg, Fla./St. Petersburg HS/Richmond/Mississippi Gulf Coast
13	Artan Jabbar	G	5-11	185	Jr.-1L	Fort Worth, Texas/Southwest Christian School/Dallas Baptist
20	Lamin Sabally	G	6-7	195	Fr.-HS	Berlin, Germany/Bella Vista [Ariz.] Prep
21	Jordan Ivy-Curry	G	6-2	175	So.-1L	La Marque, Texas/La Marque HS
22	Christian Tucker	G	6-3	170	Fr.-HS	Chandler, Ariz./Gilbert Perry HS
24	Jacob Germany	C	6-11	235	Jr.-2L	Kingston, Okla./Kingston HS
25	Adrian Rodriguez	F	6-7	245	R-Sr.-3L	Tulsa, Okla./Union HS
32	Isaiah Addo-Ankrah	G	6-6	200	So.-1L	Houston, Texas/Second Baptist HS

Head Coach: Steve Henson (Sixth season • Kansas State, 1990)
Associate Head Coach: Mike Peck (Sixth season • Northwood, 1993)
Assistant Coach: Scott Thompson (Sixth season • Mississippi, 2002)
Assistant Coach: Adam Hood (Sixth season • Air Force, 2008)
Director of Operations: Jeff Luster (Seventh season • Tabor College, 1996)
Athletic Trainer: Josh Modica (Ninth season • Missouri State, 2010)
Director of Basketball Performance: Christian Wood (Third season • Our Lady of the Lake University, 2017)
Video Coordinator: Weston Kartes (First season • Alma College, 2016)
Graduate Assistant Manager: Joseph Klein (First season • Arizona, 2021)
Student Managers: Ethan Gager, Jordan Litofsky, Todd Torres

PRONUNCIATION GUIDE

2	Aleu (AHH-ley-you) Aleu (AHH-ley-you)
4	Artan (ARR-tin) Jabbar (JAH-bar)
5	Azavier (like A-Xavier) Johnson
10	Erik Czumbel (ZUM-bel)
11	Lachlan (LATCH-lan) Bofinger (BOFF-in-JER)
20	Lamin (LAY-men) Sabally (SAH-buh-lee)
32	Isaiah Addo-Ankra (AHH-do AN-krah)

SETTING THE STAGE

- UTSA men's basketball will return to action on Saturday, traveling to face Charlotte at 12 p.m. CT at Halton Arena in a game broadcast live on ESPN+ and Ticket 760 AM.
- UTSA (7-10, 0-4 Conference USA) comes into the second of a three-game road swing having lost an 83-51 setback at Old Dominion on Thursday night. The Roadrunners saw the Monarchs shoot 61.8 percent from the field to post the win over UTSA, who was led by a career-best 16-point outing from Erik Czumbel.

LEADING THE RUNNERS

- The Roadrunners averaged 68.4 points, 40 rebounds, 11.1 assists, 5.9 steals and 2.8 blocks per game. UTSA is shooting 38.6 percent as a team and 28.4 percent from 3-point range, while opponents are shooting 45.5 percent and 35.5 percent from distance.
- UTSA is led in scoring by sophomore guard Jordan Ivy-Curry, who owns 15.1 points and 2.6 rebounds per game. Junior center Jacob Germany averages 14.3 points and 6.6 rebounds per game. Senior guard Darius McNeill averages 4.9 points and 1.8 rebounds per game. Junior guard/forward Aleu Aleu adds 4.3 points and 2.7 rebounds per game.

SERIES HISTORY, LAST MEETING

- UTSA leads the all-time series with Charlotte 4-3 and the 49ers own a 2-1 mark in games played in in the Queen City. UTSA won the meeting last year in the first round of the C-USA Championships in Frisco, Texas, which featured 20 points and six boards from Keaton Wallace, 18 points and nine rebounds from Jhivvan Jackson and a 16 point, 10-rebound game from Jacob Germany. UTSA shot 45.3 percent in the win, holding the 49ers to 31.5 percent from the field. Jordan Shepherd had 20 points, while Jahmir Young went for 19 points and four boards.



LAST TIME OUT

OLD DOMINION 83, UTSA 51 // JAN. 13, 2022 // NORFOLK, VA. // CHARTWAY ARENA

Score by Periods	1st	2nd	Total	GAME LEADERS	UTSA	ODU
UTSA	21	30	51	Points	Czumbel - 16	Trice - 19
ODU	33	50	83	Rebounds	Germany - 7	Long - 9
				Assists	McNeill - 4	Hunter - 7

NORFOLK, Va. -- Erik Czumbel had a career-high 16 points but Old Dominion shot 60 percent to fuel an 83-51 win over UTSA men's basketball on Thursday night at Chartway Arena.

UTSA (7-10, 0-4 Conference USA) couldn't overcome a sluggish offensive night and a hot start from Old Dominion (7-8, 2-0 C-USA), who opened the game with 22 of the first 30 points as the Roadrunners misfired on their first five shots and in 15 of their first 20 efforts.

The Monarchs built a 12-point halftime lead on the strength of a 60 percent shooting first half that saw UTSA held to 28 percent, scored 16 of the first 24 points of the second half and went on a 17-2 run over four minutes to put the game away in a wire-to-wire win.

Czumbel, a native of Verona, Italy, finished with a career-high 16 points, also setting career highs in field goals made (seven) and attempted (11).

Jacob Germany, a native of Kingston, Okla., had 12 points and seven rebounds in 27 minutes.

SCOUTING THE 49ERS

- Charlotte (8-5, 1-0 C-USA) is coming off a win over UTEP in the Queen City on Thursday night, 66-53. The 49ers have won three straight games, including wins over Maryland Eastern Shore and Western Carolina. The 49ers had three games postponed due to COVID-19 concerns, not playing between Dec. 22 and Thursday.
- The 49ers average 72.5 points, 31.8 rebounds, 14.2 assists, 5.5 steals and 2.7 blocks per game as a team, shooting 47.4 percent and 35.6 percent from range. Opponents are shooting 46.3 percent as a team and 34.7 percent from 3-point distance.
- Dynamic guard Jahmir Young leads the team with 19.8 points and 6.2 rebounds per game. Austin Butler chips in 12.4 points and 6.8 rebounds per game, while Clyde Trapp sports 11 points and 6.8 rebounds per game. Robert Braswell averages 9.5 points and 1.5 rebounds per game, while Aly Khalifa sports 8.2 points and 4.2 rebounds per game.

STARTING LINEUP IN FLUX

- UTSA has used eight different starting lineups through 17 games in 2021-22 and own seven different starting lineups over the last eight contests.

RETURNING FROM THE 2020-21 ROSTER

- UTSA returns several key contributors from a 2020-21 team that went 15-11 and 9-7 in league play to finish seventh overall in the standings. The Roadrunners must replace the top two scorers in program history, guards Jhivvan Jackson and Keaton Wallace, but return four players who earned starts last year. Among the returnees, including junior center Jacob Germany, who averaged 10.3 points and 6.0 rebounds per game, starting 24 of 26 games. Senior forward Cedrick Alley Jr., a former Texas Mr. Basketball and transfer from Houston, started 16 of 24 games, averaging 6.3 points and 4.4 rebounds per game. Sophomore guard Jordan Ivy-Curry, a 2020-21 C-USA All-Freshman Team selection, averaged 7.2 points and 2.8 rebounds per game, while making starts in the final 11 games of the year, eight UTSA wins. Junior point guard Erik Czumbel made seven starts as a sophomore, with senior forward Phoenix Ford making a pair of starts in the post.
- The Roadrunners averaged 78.8 points per game in 2020-21, allowing 73.3 points. UTSA shot 44.7 percent and 33.4 percent from 3-point range, with a 76.1 percent clip from the free-throw line. Opponents shot 42.3 percent as a team and 33.8 percent from range. UTSA owned a 38.5 average in rebounds per game, with 6.2 steals and 3.2 blocks.

REPLACING HISTORY

- The major storyline for the Roadrunners in 2021-22 is how will UTSA replace the top two scorers in program history? Four-year starting guards Jhivvan Jackson and Keaton Wallace lit up scoreboards throughout their careers as explosive scoring dynamos. Jackson finished his career tops in program history and 52nd in college basketball history with 2,551 career points. Wallace checked in second in program history and 458th in NCAA history with 2,080 career points. The pair combined as the second-highest scoring duo from the same recruiting class in NCAA history, behind only Duke's Johnny Dawkins and Mark Alaire. For four seasons, UTSA's offense revolved around getting quality looks for the two best scorers in program history and with the pair off to professional basketball, UTSA will have a different look in 2021-22. The Roadrunners will utilize junior center Jacob Germany, an athletic two-year starter, 6-foot-2 scoring guard Jordan Ivy-Curry and senior Cedrick Alley Jr. as key elements in the offense. In addition, UTSA welcomes the addition of senior Darius McNeill, a former four-star recruit who set the Cal program record for freshman 3-pointers, before transferring to SMU last year.

UTSA'S RECORD ...

SITUATION	2021-22	HENSON ERA
Overall	7-10	86-89
at home	6-5	62-23
on the road	0-5	18-52
neutral site	1-0	5-14
<hr/>		
overtime games	0-0	4-4
<hr/>		
decided by 10 pts. or less	4-3	41-40
decided by 5 pts. or less	2-2	17-17
<hr/>		
following a win	2-5	41-47
following a loss	4-4	44-40
<hr/>		
in November	5-3	16-22
in December	1-3	19-16
in January	1-4	22-26
in February	0-0	19-14
in March	0-0	10-11
<hr/>		
Sunday	0-1	7-4
Monday	2-1	4-5
Tuesday	2-1	4-5
Wednesday	2-0	10-10
Thursday	0-3	19-27
Friday	0-2	8-9
Saturday	1-2	34-29
<hr/>		
leads at half	6-1	68-19
trails at half	1-8	14-65
tied at half	0-1	4-4
<hr/>		
scores less than 60	0-5	0-9
scores 60-69	1-3	14-35
scores 70-79	4-2	27-24
scores 80-89	0-0	19-10
scores 90+	2-0	22-2
<hr/>		
opp. scores less than 60	1-0	19-2
opp. scores 60-69	4-2	30-9
opp. scores 70-79	2-4	28-30
opp. scores 80-89	0-3	7-29
opp. scores 90+	0-1	1-16
<hr/>		
outrebounds opponent	5-3	64-23
opponent outrebounds	3-6	21-57
rebounds are equal	0-0	2-7
<hr/>		
shooting 50%+ FG	0-0	27-1
shooting less than 50% FG	7-10	59-87
opp. shooting 50%+ FG	0-4	3-29
opp. shooting less than 50% FG	7-6	81-60
shooting 40%+ FG	6-2	66-34
opp. shooting 40%+ FG	4-10	40-78
shooting less than 40% FG	1-8	15-55
opp. shooting less than 40% FG	3-0	43-6
<hr/>		
more FTA than opponent	7-5	37-15
fewer FTA than opponent	0-5	36-69
equal FTA	0-0	4-4
<hr/>		
more TO than opponent	2-5	32-42
fewer TO than opponent	5-5	48-39
equal TO	0-0	6-7
<hr/>		
games decided by 1-3 pts.	1-3	11-14
games decided by 4-6 pts.	2-0	17-9
games decided by 7-10 pts.	1-0	14-21
games decided by 11+ pts.	3-7	43-44

THE GERM READY TO LEAD

• UTSA's returning leader is junior center Jacob Germany, a 6-foot-11 native of Kingston, Okla. A former four-star recruit, who at the time as the top recruit in program history, Germany has started 34 of 57 games in his two-year career. A remarkable athlete with the ability to jump out of the gym and who is also considered UTSA's fastest player from line-to-line, Germany has developed into a major post threat to score and has worked diligently at expanding his game as a shooter. After arriving to San Antonio with a projectable frame, Germany has solidified his 235-pound body to more adequately handle the rigors of post play in Conference USA. He averaged 10.3 points and 6.0 rebounds per game last year while playing 21.2 minutes per game. He finished with a 49.1 percent clip from the field overall with five double-doubles. He had a season-best 26 points and 12 rebounds against Florida Atlantic as a sophomore and went for 15 rebounds in a win at Old Dominion as a freshman.

HENSON IN SIXTH YEAR LEADING ROADRUNNERS

- The Roadrunners are led by sixth-year head coach Steve Henson, the 2017-18 Conference USA Coach of the Year.
- Henson, a former star player at Kansas State (1986-90), took over at UTSA for the 2015-16 season and has quickly transitioned the Roadrunners in an up-tempo, high-scoring offensive unit.
- The native of Kansas took over at UTSA after five years as an assistant at Oklahoma for Lon Kruger. Henson was also on the staff with Kruger for seven seasons at UNLV after a season at South Florida and with the Atlanta Hawks.
- A member of the Kansas State Athletics Hall of Fame who led K-State to four straight NCAA Tournaments, Henson owns program records for assists, assists per game, free-throw percentage, minutes played, minutes per game, starts, consecutive games played and consecutive starts. He ranks among the program best in nine categories, including 3-point field goals and percentage, steals, free throws, scoring and assist to turnover ratio.
- A two-sport standout at K-State, he was a decathlete and placed third as a sophomore and junior at the Big Eight Championships.
- He was a second-round pick of the Milwaukee Bucks in the 1990 NBA Draft – going 44th overall – and played seven years in the NBA and two seasons in Italy and Greece.
- Henson is one of 21 coaches in the NCAA who played in the NBA.
- Henson earned Mr. Basketball honors while playing for his legendary father at McPherson High School.
- Henson has a knack for coaching elite scoring guards, including former Oklahoma standout Buddy Hield.

JUICE BACK FOR ENCORE

• A key returnee for the Roadrunners in 2021-22 is sophomore guard Jordan Ivy-Curry, who dons the nickname "Juice". A 2020-21 C-USA All-Freshman Team selection, Juice averaged 7.2 points and 2.8 rebounds per game last year, while shooting 47.8 percent from 3-point range in league games. After UTSA put Juice in the starting lineup for the final 11 games of the year, UTSA ripped off an 8-3 record. The 6-foot-2, 170 pound scoring dynamo, said he earned the nickname playing pickup basketball with older hoopers when he was young. His spark and energy, and ability to bring it against the older foes, earned him the nickname "Juice" by his opponents on the pickup court. Since gaining that nickname, Juice has lived up to it, scoring over 2,000 points at La Marque High School before coming to the Roadrunners. Despite playing in a backcourt with two of the top seven active scorers in college basketball and two of the top 15 in C-USA history, Ivy-Curry has shined.

RECRUITING SUCCESS

• UTSA has transformed the way the Roadrunners recruit under sixth-year head coach Steve Henson. Henson, along with assistant coaches Mike Peck, Adam Hood and Scott Thompson, have brought in four of the top five recruits in program history. The Roadrunners have three former four-star recruits on the roster in 2021-22, including junior center Jacob Germany, freshman 6-foot-9 forward Josh Farmer and former Cal/SMU transfer Darius McNeill.

WELCOME TO SAN ANTONIO, DARIUS

• UTSA's roster is buoyed by the addition of former four-star recruit, point guard Darius McNeill in 2021-22. McNeill, a former standout at Houston's Westfield High School, opened his career at Cal after receiving tons of recruiting interest. He set the Bears standard for freshman 3-pointers made, sinking 67 on 35.3 percent shooting. He averaged 11.3 points and 2.9 rebounds per game, with 2.2 assists per outing. McNeill started 30 of 32 games for the Bears as a freshman and had several breakout moments, including splashing a career-high 30 points with six assists

vs. Cal State Fullerton in 2017-18. As a sophomore for the Bears, McNeill averaged 11.0 points and 1.4 rebounds per game, starting 28 of 31 outings, shooting 34.9 percent from range. After sitting out the 2019-20 season, McNeill went to SMU during the COVID-impacted 2020-21 campaign, making one start in 12 games, with 7.3 points and 2.6 rebounds per game. He had a 17 point outing at Temple on Dec. 30, and ent for 13 vs. Texas A&M-Corpus Christi and at Dayton.

WALLACE PLAYS IN SUMMER LEAGUE, DRAFTED INTO G LEAGUE

- UTSA basketball great Keaton Wallace was picked in the second round with the ninth overall selection in the 2021 NBA G League Draft by the Wisconsin Herd and traded to the Los Angeles Clippers affiliate.
- Wallace, a native of Dallas, Texas, played the 2021 NBA Summer League with the Memphis Grizzlies, where had had several breakout moments, including exploding for a team-high 20 points in his summer league debut against the Utah Jazz summer league roster.
- A 6-foot-3 guard who prepped at Richardson High School, Wallace exited his career at UTSA as the second all-time leading scorer in program history, netting 2,080 points in his career. He totaled the sixth-most points in Conference USA history and his total ranked 428th in NCAA basketball history. A four-time All-Conference USA selection, Wallace averaged 11.4 points and 3.1 rebounds per game during an all-freshman team campaign in 2017-18, before going for 20.2 points and 5.0 rebounds per game as a sophomore. He went for 18.8 points and 4.5 rebounds per game as a junior before averaging 16.8 points and 5.5 rebounds, with a career-best 3.4 assists per game in 2020-21.
- He ranks among the UTSA all-time leaders in points, ranking seventh in scoring average (16.8), third in games played (125), four in starts (109), third in free-throw percentage (80.6), seventh in free-throws made (304), second in field goal (715), ninth in rebounds (554) and sixth in assists (355).
- Combining with backcourt mate Jhivvan Jackson, the pair formed the second-highest scoring duo of any single recruiting class in NCAA history, behind only Duke's Johnny Dawkins and Mark Alarie in 1982-83. He was a two-time NABC All-District selection and a five-time C-USA Player of the Week, including when he poured in a career-best 45 points in a win at Marshall as a sophomore.

CEDRICK ALLEY A DEFENSIVE STOPPER

• Senior forward Cedrick Alley Jr. has developed a reputation throughout his career as a defensive stopper. A solidly built 6-foot-6, Alley opened his first three years as a former Texas Mr. Basketball at Houston. He was a weapon for the Cougs in 2018-19, starting 16 of 37 games played, averaging 4.6 points and 2.9 rebounds per game, connecting on 31 3-points. After playing in 23 games off the bench in 2019-20, Alley transferred to UTSA for the 2020-21 season. He started 16 games and played in 24, with 6.3 points and 4.4 rebounds per game, shooting 34 percent from range and 41.7 percent from the field. He took on prime defensive assignments throughout the year on the best opposing post players, locking up standout players including UTEP's Bryson Williams and WKU's Charles Bassey. As a senior in 2021-22, Alley has been rewarded with a "black shirt" during practice, signifying a player who is displaying the proper attention and intensity on the defensive end. He has stated throughout preseason that his top goal is to win C-USA Defensive Player of the Year honors and matchup nightly against the best player on the opposition.

ITALIAN CONNECTION

• For each year of the Coach Steve Henson era, UTSA has had an Italian point guard in the mix. For three years, 6-foot-3 guard Giovanni de Nicolao led the team, nightly setting up scoring guards Jhivvan Jackson and Keaton Wallace, and helping pace the defensive sets for an offensively inclined team. After graduating and moving on to professional basketball in Italy, UTSA turned to Verona, Italy, native Erik Czumbel to run the point for much of his first two years on campus. A 6-3 point guard, Czumbel has started 31 games over two seasons. A defensively focused guard, Czumbel has found his 3-point stroke throughout his career, hitting on 37.3 percent of his 3-point attempts, including a 38.5 percent clip in 2020-21.

THE AMERICAN COMES CALLING

- UTSA is in the midst of the most exciting time in its athletic history during the fall of 2021. The Roadrunners football team has broke into the top-25 for the first time in their 11-year history, sporting an 8-0 record heading into a matchup at UTEP on Nov. 6. UTSA has also announced that it will officially transition into The American Conference in the coming years after functioning as a member of Conference USA since 2014.
- "We are thrilled to be joining The American Conference. Our growth as a university and athletics program has been exciting to be involved in and this is one of the most important days in UTSA history," UTSA head coach Steve Henson said on the day of the announcement. "The American is one of the top basketball conferences in the nation, consistently putting multiple teams into the NCAA Tournament, and we will be honored to have the opportunity to compete in such a basketball-rich league. This is a tremendous opportunity to elevate our brand as a university and provide great opportunities for our student-athletes. We want to thank Dr. Campos and Commissioner Aresco for their vision for the future of our conference and university."

NEW RACE BUILDING

- The Roadrunners moved into a \$45.4 million facility in the fall of 2021, which includes among others, an academic center, practice fields, sports medicine and strength and conditioning centers, meeting rooms, student-athlete lounges and coaching and staff offices. The basketball staff has taken over the former football building and construction is underway on a new practice court for the facility and a renovated office space for Coach Steve Henson and the staff. It marks a big moment for UTSA athletics, which has been around just since 1981 and has only been playing football since 2011, with the university celebrating a 50th anniversary in 2019-20.

AUSTRALIAN BRUISER

- The Roadrunners return a sophomore bruiser in the post in 6-foot-6, 220-pound Lachlan Bofinger. A native of Sydney, Australia, who prepped at Montverde Academy in Florida, Bofinger adapted well to collegiate basketball in 2020-21 and has taken steps to improve his skill level entering an encore season. A dedicated force in the weight room, Bofinger has the ability to jump out of the gym and has developed a soft shooting touch in the offseason.

SCHEDULE FEATURES 18 GAMES AT THE CONVO

- UTSA will play an 18-game home schedule, featuring nine conference games and nine non-conference matchups at the Convocation Center. UTSA's complete schedule is a 31-game slate, with 18 games in league play.
- "Our nonconference schedule, which includes competitive programs from the Big 12, Horizon League, Missouri Valley and WAC, will give us a good opportunity to prepare for the rigors of the C-USA season," Henson said. "One of our goals this year was to create more opportunities to play games in front of our fans in San Antonio and this will mark the most non-conference home games we've had in our time here. We are grateful to our stakeholders for their hard work, creativity and generosity in allowing us the opportunity to play more at the Convocation Center as we gear up for league play. We're excited to get this team out on the court and continue to progress towards our goals."

UP-TEMPO STYLE

- A hallmark of Coach Steve Henson's philosophy in building a program is the ability to play a fast-tempo style. The Roadrunners have ranked among the NCAA's top teams for the last four years in pace of play, including checking in 37th in adjusted tempo in 2020-21 according to KenPom rankings. UTSA ranked among the top in college basketball and consistently second or third in Conference USA in pace of play, allowing its student-athletes to play with a free style and showcase their talents to run the floor and shoot 3-pointers.

CHRISTIAN WOOD MAKING AN IMPACT

- A major impact on the UTSA basketball program has been third-year strength and conditioning coach Christian Wood. Wood, a former basketball standout at Our Lady of the Lake and one-time football athlete at UTSA has been named UTSA's Director of Basketball Performance before the 2021-22 season, focusing specifically on the Roadrunners basketball program. He has helped several athletes transform their frames, including center Jacob Germany, who has been a 235-pound force in the post, sophomore Lachlan Bofinger, a 220-pound Australian bruiser, senior forward Phoenix Ford, a 225 pound post weapon and Cedrick Alley Jr.

UTSA TO HOST NCAA REGIONAL IN 2021-22

- UTSA will host an NCAA South Regional March 24-26 at the AT&T Center in San Antonio. This comes a year after the Roadrunners served as the host institution for all 64 teams in the women's championship in San Antonio, with the entirety of the tournament moved to the Alamo City for COVID precautions.

LONE-STAR IMPACT

- UTSA is proud of its Texas roots and that shows in the makeup of the roster. The Roadrunners boast seven members of the 2021-22 roster who hail from Texas, including Isaiah Addo-Ankrah (Houston), Aleu Aleu (Austin), Josh Farmer (Houston), Cedrick Alley Jr. (Houston), Jordan Ivy-Curry (La Marque), Artan Jabbar (Fort Worth) and Darius McNeill (Houston) each count Texas as their home state.

RODRIGUEZ TO RETIRE FROM BASKETBALL

- UTSA men's basketball fifth-year senior forward Adrian Rodriguez has elected to retire from basketball for medical reasons.
- "Today is a hard day as I'm announcing that I am completing my career as a Roadrunner due to medical reasons," Rodriguez said. "I want to thank God for giving me the opportunity to play the game that I love for as long as I have. Without Him none of this would have been possible. I want to give a huge thank you to the Roadrunner Nation for the constant support throughout the years and hope you all have enjoyed it as much as I have. I have made so many life-long friendships throughout my time in a UTSA jersey. I have created amazing relationships with the coaches and staff. It gives me great comfort that I can call on them for anything. All the relationships I have created have only grown stronger through the good times and the bad. These past few years have taught me a lot about myself. During my time with Coach Henson, I have grown not only as a basketball player, but as a man and for that I am eternally grateful. Birds Up!"
- Rodriguez, a native of Tulsa, Okla., has battled injuries throughout his career as a Roadrunner. He suffered a season-ending injury in the season opener of his true freshman season on Nov. 12, 2017, a game that saw him opened his career with 10 points and eight rebounds in 14 minutes. He battled back to return to the court for the 2018-19 season, playing in 29 of UTSA's 32 games.
- "Adrian means so much to this program," UTSA head coach Steve Henson said. "He has been so vital to this program and the campus community since arriving here from Tulsa. His work ethic, positive attitude and passion for his school and teammates has been inspirational. After suffering an injury in his first collegiate

STEVE HENSON VS. OPPONENTS

OPPONENT	HENSON
Arkansas	0-1
Bethany, KS	2-0
Bradley	0-1
Charlotte	3-2
Coastal Carolina	0-1
Dallas Christian	1-0
Denver	1-0
East Central	1-0
FIU	5-4
Florida Atlantic	4-7
FGCU	1-0
Fresno State	0-1
Grand Canyon	0-1
Houston Baptist	2-0
Illinois-Chicago	0-1
Illinois State	1-1
IUPUI	1-0
James Madison	1-0
Lamar	3-1
Louisiana Tech	3-8
Marshall	3-4
Middle Tennessee	1-5
Nebraska	0-1
North Texas	2-6
Oklahoma	0-5
Oklahoma State	0-1
Old Dominion	3-5
Oregon State	0-3
Ottawa, AZ	1-0
Our Lady of the Lake	2-0
Prairie View A&M	1-1
Rice	5-3
Sam Houston State	1-1
Southeastern Oklahoma State	1-0
Southwestern Adventist	1-0
Southern Miss	6-6
St. Edward's	0-1
St. Mary's	1-0
South Dakota State	0-1
Sul Ross State	1-0
Texas A&M-Commerce	0-1
Texas A&M Corpus Christi	3-2
Texas State	3-1
Texas Tech	0-1
Tulsa	0-1
Trinity	1-0
UAB	5-7
UC Irvine	0-1
Utah State	0-1
Utah Valley	1-2
UT Permian Basin	1-0
UTEP	9-4
UTRGV	0-2
Western Kentucky	3-5



game, Adrian worked daily at rehab in an effort to be the best teammate he can be and only through his hard work he was able to come back and become a key part of our roster for the last three years. His energy and positivity has been infectious and he has always been there for his teammates. It was a joy to coach him and I will always be in his corner. We know that Adrian is going to be successful in his next stage of life and that he will always be a Roadrunner."

HENSON ONE OF 24 FORMER NBA PLAYERS COACHING IN NCAA

- UTSA fifth-year head coach Steve Henson is one of 24 former NBA players to ascend to head coaching jobs during the 2021-22 season and is the only coach in Conference USA with NBA playing experience.
- Henson played nine years professionally, including time with the Milwaukee Bucks (1990-92), Atlanta Hawks (1992-93), Charlotte Hornets (1993), Portland Trailblazers (1994-95) and Detroit Pistons (1998-99).
- A Kansas State Athletics Hall of Famer as a two-sport athlete with the Wildcats, Henson was the 44th overall selection in the 1990 NBA Draft by the Bucks.
- Henson was a four-year starting point guard at Kansas State from 1986-90. He earned All-Big Eight Conference honors as a junior and senior and also was named an honorable mention All-American and team captain during each of his final two seasons. He was the first player in school history to play in four consecutive NCAA Tournaments and as a sophomore in 1987-88, he helped guide the Wildcats to a 25-9 record and a spot in the Elite Eight.
- Henson led Kansas State in scoring his final two years by averaging 18.5 points per game as a junior and 17.4 points per game as a senior. He holds three of the top four single-season free throw percentages in school history, including an NCAA-leading .925 mark as a sophomore, while he finished second in the country as a junior (.920).
- He still holds all-time program records for assists (582), assists per game (4.58), free-throw percentage (.900), minutes played (4,474), minutes per game (35.2), starts (118), consecutive games played (127) and consecutive starts (118). Henson ranks among the best in school annals in nine other categories, including 3-point field goals (240/2nd), 3-point field goal percentage (.447/2nd), steals (190/2nd), 3-point field goal attempts (537/3rd), free throws (361/4th), assist-to-turnover ratio (1.98/4th), scoring (1,655/6th), games played (127/7th) and field goals (527/7th).

Former NBA Players as Head Coaches in NCAA

Steve Alford, Nevada
 Speedy Claxton, Hofstra
 Hubert Davis, North Carolina
 Johnny Dawkins, Central Florida
 Juan Dixon, Coppin State
 Bryce Drew, Grand Canyon
 Kim English, George Mason
 Patrick Ewing, Georgetown
 Penny Hardaway, Memphis
 Steve Henson, Texas-San Antonio
 Fred Hoiberg, Nebraska
 Juwan Howard, Michigan
 Lindsey Hunter, Mississippi Valley State
 Bobby Hurley, Arizona State
 Mark Madsen, Utah Valley State
 Cuonzo Martin, Missouri
 Aaron McKie, Temple
 Fran O'Hanlon, Lafayette (ABA)
 Lorenzo Romar, Pepperdine
 Jerry Stackhouse, Vanderbilt
 Reggie Theus, Bethune-Cookman
 Darrell Walker, Little Rock
 Mo Williams, Alabama State
 Mike Woodson, Indiana

HENSON ERA NON-CONFERENCE BREAKDOWN

	2016-17	2017-18	2018-19	2019-20	2020-21
W-L	^5-8	@7-6	\$6-7	~6-7	*4-3
Scoring	66.8	87.2	74.8	77.7	81.3
FG%	39.2	44.8	42.1	42.2	43.5
3-point FG%	29.8	37.5	31.9	34.4	27.7
Opp. FG%	41.2	41.5	42.8	44.1	39.9
Opp. 3-point FG%	31.9	36.0	34.0	32.3	34.3
Rebounds	41.2	40.5	38.7	40.3	44.3
Assists	11.3	16.4	11.2	13.8	15.0
Turnovers	15.0	12.6	14.3	13.5	14.1
Steals	5.8	7.3	7.7	6.8	6.6
Blocks	2.1	3.5	2.2	3.4	4.3
Leading Scorer	Beverly (15.2)	Jackson (17.0)	Jackson (20.9)	Jackson (26.2)	Jackson (17.0)

^: losses at Fresno State, Oregon State, Texas Tech

@: losses at Tulsa, Oklahoma, Nebraska

\$: losses vs. Oklahoma, at Oklahoma State, vs. Arkansas

~: losses at #17/19 Utah State, Oklahoma, vs. Oregon State

*: losses at Oregon State, Oklahoma

WIN THE BOARDS, WIN THE GAME

- A hallmark of UTSA head coach Steve Henson's system is the ability to win the battle of the boards. Over his career, UTSA is 64-23 - and went 12-2 in 2020-21 - when winning the rebounding battle. Last year, UTSA ranked No. 38 in the NCAA in rebounds per game and second in the league.

DEFENDING HOME COURT

- Under head coach Steve Henson, UTSA has posted a 62-23 record at the Convocation Center. The Roadrunners went 11-3 at home in 2016-17, 12-4 in 2017-18, 11-4 in 2018-19, 10-5 in 2019-20 and 12-2 in 2020-21.
- Prior to the Henson era, UTSA last posted consecutive 11-win home campaigns when the program went 11-3 in 2008-09, 2009-10 and 2010-11 as members of the Southland Conference.
- The 1991-92 team was the last Roadrunners squad to win more than 12 games at home, finishing 14-1.

PECK TO PARTICIPATE IN NEXT UP HEAD COACHES TRAINING INITIATIVE

- UTSA men's basketball associate head coach Mike Peck has been selected as one of 12 participants around collegiate men's and women's basketball for the "Next Up" Head Coaches Training Initiative, announced by The Rising Coaches Diversity, Equity and Inclusion (DEI) Alliance.
- Peck, in his sixth year as UTSA's associate head coach, is a member of the Asian Coaches Association, which is one of 12 organizations that make up the DEI Alliance. The member organizations each nominated two coaches - who are each poised to become head coaches - to represent their groups in the Next Up Initiative. Of the nominees, 12 coaches were selected by a DEI committee to participate in the Next Up Training Initiative in late October.
- Peck, who is charged with assisting in all aspects of the management of the Roadrunner program, works directly as UTSA's guard player development coach, a role that helped in the careers of standouts Jhivvan Jackson and Keaton Wallace. The guard duo became the top two scorers in program history, also ranking as the second-highest scoring pair from any single recruiting class in NCAA history.
- Peck joined the Roadrunners alongside sixth-year head coach Steve Henson in 2016-17 after a diverse coaching resume accrued at all levels of basketball. He spent five years as the head coach at prep powerhouse Findlay Prep in Henderson, Nev., posting a combined 157-8 (.950) record as the winningest head coach in program history, including a perfect 33-0 season in 2009 and three ESPN National High School Championships (2009, 2010, 2012) and a national runner-up finish (2008). He then served as the head coach of the NBA D-League's Idaho Stampede, an affiliate of the Portland Trail Blazers, from 2012-14. He also served as an assistant coach at Santa Clara (2015-16), UNLV (2003-06), Saginaw Valley State (1998-03) and Northwood University (1997-98).
- The workshop will be led by founder and CEO of Renaissance Search and Consulting, Herb Courtney, who has led a number of national collegiate head coaching searches. The inaugural Next Up Initiative in 2020 was led by Katy Young Staudt of Turnkey Search.
- The mission of the DEI Alliance is to use its platform as leaders in sports to impact change in the profession and their communities.

UTSA MILESTONE WATCH

UTSA CAREER REBOUNDBING LIST

RK	PLAYER	REB.	GAMES	YEARS
1.	Byron Frohnen	912	132	2016-19
2.	Jeromie Hill	842	122	2010-15
3.	Leon Watson	794	108	1996-00
4.	McEverett Powers	760	115	1998-02
5.	Devin Brown	751	105	1998-02
6.	Derrick Gervin	684	80	1982-85
7.	Bruce Wheatley	668	83	1987-90
8.	Keaton Wallace	554	125	2018-21
9.	Nick Allen	563	129	2018-19
10.	Devin Gibson	530	85	2007-11
11.	Reggie Minnieweather	517	113	1998-02
12.	Jhivvan Jackson	497	115	2018-21
13.	Calvin Haynes	467	108	1983-87
14.	Taju Olajuwon	461	83	1989-92
15.	Frank Hampton	452	59	1986-88
16.	Tim Faulkner	442	101	1985-90
17.	LeRoy Hurd	440	55	2002-04
18.	Darren Webber	410	101	1993-97
19.	Jacob Germany	408	74	2019-Pres.
20.	Rodney Smith	390	56	1992-94
21.	Ryan Bowie	386	62	2014-16
22.	Keith Horne	373	105	1988-92
23.	Tom Oswald	370	107	1992-96
	Keith Spencer	370	57	2006-08
25.	Marlon Anderson	365	56	1994-96
26.	David President	359	109	2001-05
27.	Cody Johnson	350	56	1994-96
28.	Giovanni De Nicolao	346	100	2016-19
	Lennell Moore	346	54	1986-88
30.	Lloyd Williams	343	110	1996-00

UTSA CAREER BLOCKS LIST

RK	PLAYER	BLOCKS	YEARS
1	Leon Watson	192	1996-00
2.	Tim Faulkner	112	1985-90
3.	McEverett Powers	105	1998-02
4.	Anthony Fuqua	93	2003-05
5.	Tom Oswald	85	1992-96
6.	Jeromie Hill	69	2010-15
	Jacob Germany	69	2019-Pres.
8.	Taju Olajuwon	66	1989-92
9.	Derrick Gervin	65	1982-85
10.	Rick Doyle	60	1982-84

UTSA CAREER SCORING LIST

RK	PLAYER	POINTS	GAMES	YEARS
1	Jhivvan Jackson	2,551	115	2017-21
2	Keaton Wallace	2,080	125	2017-21
3	Devin Brown	1,922	105	1998-02
4	Derrick Gervin	1,691	80	1982-85
5	Devin Gibson	1,681	119	2007-11
6	Jeromie Hill	1,674	122	2010-15
7	Keith Horne	1,459	105	1988-92
8	McEverett Powers	1,307	115	1998-02
9	Ronnie Ellison	1,284	81	1989-92
10	Leon Watson	1,221	108	1996-00
11	Marlon Anderson	1,150	56	1994-96
12	Calvin Haynes	1,143	108	1983-87
13	Melvin Johnson III	1,113	92	2009-12
14	Frank Hampton	1,067	59	1986-88
15	Ike Thornton	1,064	108	1981-85
16	LeRoy Hurd	1,027	55	2002-04
17	Steve Meyer	1,001	67	1996-99
18	Kannon Burrage	984	64	2011-13
19	Ryan Bowie	965	62	2014-16
20	Lloyd Williams	957	110	1996-00
21	Reggie Minnieweather	950	113	1998-02
22	Nick Allen	899	129	2015-19
23	Dion Pettus	883	114	1985-89
	Eric Cooper	883	54	1987-89
25	Byron Frohnen	863	132	2016-20
26	Thad Wordlaw	851	104	1992-96
27	Roderic Hall	835	53	1996-98
28	Giovanni De Nicolao	823	100	2016-19
29	Bruce Wheatley	815	83	1987-90
30	Rodney Smith	809	56	1992-94
31	Darryl Eaton	805	55	1989-91
32	Keon Lewis	801	57	2013-15
33	Andre Owens	793	56	2004-06
34	Michael Hale III	774	61	2012-13
35	Afis Olajuwon	763	76	1991-94
36	Darren Webber	756	101	1993-97
37	Omar Johnson	729	61	2008-10
	Preston Ivory	729	86	1988-91
38	Rapheal Posey	713	60	2003-05
39	Tim Faulkner	710	101	1985-90
40	JACOB GERMANY	681	74	2019-PRES.
41	Taju Olajuwon	676	83	1989-92
42	Ike Akotaobi	673	81	1999-03
43	Jon Havens	670	111	1999-03
44	Morris Smith IV	665	62	2008-10
45	Kurt Attaway	661	107	2003-07
46	Rob Wallace	655	58	1991-93
47	Justin Harbert	643	55	2003-05
48	Nick Allen	630	99	2016-19
49	Cody Johnson	621	56	1994-96
50	Jordan Sims	620	118	2010-14

LAST TIME OUT

BOX SCORE @ OLD DOMINION (1/13/22)

Official Basketball Box Score -- Game Totals -- Final Statistics
UTSA vs Old Dominion
01/13/22 7:00 pm at Norfolk, VA

UTSA 51 • 7-10,0-4 C-USA

#	Player	Total		3-Ptr		Rebounds		PF	TP	A	TO	Blk	Stl	Min	
		FG-FGA	FG-FGA	FT-FTA	Off	Def	Tot								
11	Lachlan Bofinger	f	2-4	0-1	2-6	2	3	5	0	6	0	1	0	0	21
24	Jacob Germany	c	4-11	0-0	4-4	0	7	7	1	12	0	1	0	0	29
01	Darius McNeill	g	1-4	0-0	0-0	0	0	0	0	2	4	2	0	1	19
20	Lamin Sabally	g	1-6	0-3	0-0	1	1	2	3	2	0	1	1	0	22
02	Christian Tucker	g	1-6	0-1	2-2	0	2	2	1	4	3	3	0	0	26
02	Aleu Aleu	0-1	0-1	2-4	1	0	1	2	2	0	2	0	1	0	20
04	Josh Farmer	0-1	0-2	0-0	0	2	2	2	2	4	0	0	1	0	11
10	Erik Czumbel	7-11	1-5	1-3	0	2	2	2	16	1	0	0	0	0	32
10	Phoenix Ford	1-1	0-0	1-2	0	4	4	3	0	3	0	1	0	0	19
32	Isaiah Addo-Ankrah	0-0	0-0	0-0	0	0	0	0	0	0	0	0	0	0	1
	Team				2	0	2								
	Totals		19-49	1-13	12-21	6	21	27	14	51	8	11	2	2	200
	FG % 1st Half:	7-25	28.0%	2nd half:	12-24	50.0%	Game:	19-49	38.8%						Deadball Rebounds 4
	3FG % 1st Half:	1-7	14.3%	2nd half:	0-6	0.0%	Game:	1-13	7.7%						
	FT % 1st Half:	6-12	50.0%	2nd half:	6-9	66.7%	Game:	12-21	57.1%						

Old Dominion 83 • 7-8,2-0 C-USA

#	Player	Total		3-Ptr		Rebounds		PF	TP	A	TO	Blk	Stl	Min	
		FG-FGA	FG-FGA	FT-FTA	Off	Def	Tot								
23	Austin Trice	f	9-11	0-1	1-4	0	4	4	1	19	2	0	0	0	28
00	Mekhi Long	g	2-6	0-1	4-6	1	8	9	2	8	0	2	0	2	27
11	A.J. Oliver	g	2-3	0-0	0-0	0	5	5	4	4	3	0	0	0	25
12	Jaylin Hunter	g	6-9	4-5	0-0	0	0	0	1	16	7	1	1	0	29
03	C.J. Keyser	g	7-12	0-2	2-3	0	2	2	3	16	2	1	0	2	30
03	Imo Essien	g	2-2	1-1	0-0	1	0	1	2	5	4	1	0	1	13
10	D'Angelo Stines	0-1	0-0	0-0	0	0	0	1	2	0	0	0	0	1	7
13	P.J. Gill	0-0	0-0	0-0	0	0	0	0	0	0	0	0	0	0	2
15	Charles Smith IV	2-6	2-5	0-0	0	2	2	2	6	1	0	0	0	0	16
22	Kalu Ezikpe	3-5	0-1	1-2	1	6	7	1	7	0	1	0	0	2	23
	Team				1	2	3								
	Totals		34-55	7-16	8-15	4	29	33	17	83	19	6	1	8	200
	FG % 1st Half:	15-25	60.0%	2nd half:	19-30	63.3%	Game:	34-55	61.8%						Deadball Rebounds 3
	3FG % 1st Half:	1-4	16.7%	2nd half:	6-10	60.0%	Game:	7-16	43.8%						
	FT % 1st Half:	2-8	25.0%	2nd half:	6-7	85.7%	Game:	8-15	53.3%						

Officials: Darron George, Roger Ayers, Doug Simons

Technical fouls: UTSA-None, Old Dominion-None.

Attendance: 4657

2021-22 Men's Basketball, Round: 0, Old Dominion vs UTSA, Played at Chartway A

Score by periods	1st	2nd	Total
UTSA	21	30	51
Old Dominion	33	50	83

LAST TIME VS. CHARLOTTE

BOX SCORE VS. CHARLOTTE (3/10/21)

RECAP

OLD DOMINION 83, UTSA 51 // JAN. 13, 2022 // NORFOLK, VA. // CHARTWAY ARENA

NORFOLK, Va. -- Erik Czumbel -- had a career-high 16 points but Old Dominion shot 60 percent to fuel an 83-51 win over UTSA men's basketball on Thursday night at Chartway Arena.

UTSA (7-10, 0-4 Conference USA) couldn't overcome a sluggish offensive night and a hot start from Old Dominion (7-8, 2-0 C-USA), who opened the game with 22 of the first 30 points as the Roadrunners misfired on their first five shots and in 15 of their first 20 efforts.

The Monarchs built a 12-point halftime lead on the strength of a 60 percent shooting first half that saw UTSA held to 28 percent, scored 16 of the first 24 points of the second half and went on a 17-2 run over four minutes to put the game away in a wire-to-wire win.

Czumbel, a native of Verona, Italy, finished with a career-high 16 points, also setting career highs in field goals made (seven) and attempted (11).

Jacob Germany, a native of Kingston, Okla., had 12 points and seven rebounds in 27 minutes.

Kansas State transfer Austin Trice led the Monarchs with 19. Clemson transfer A.J. Oliver II finished with four points and five rebounds, and Jaylin Hunter charted 16 points and seven assists.

The Monarchs finished the game shooting 62 percent from the field on 34 of 55 shooting, with assists on 19 buckets. ODU owned a 33-27 margin in rebounds, held UTSA to 39 percent from the field and 1 of 13 from deep.

RECAP

UTSA 72, CHARLOTTE 62 // FRISCO, TEXAS // MARCH 10, 2021 // THE STAR AT FRISCO

FRISCO, Texas -- Jacob Germany's double-double, a furious run from Keaton Wallace and an 18-point first half from Jhivvan Jackson, led UTSA men's basketball to a 72-62 win over Charlotte in the second round of the Conference USA Championships, on Wednesday night at The Star in Frisco.

UTSA (15-10) built a 15-point lead at halftime behind a 22-9 run to close the period and then used a stingy defensive effort to polish off the win, getting several key buckets from Wallace during a key stretch in the second half.

Germany had 16 points, 10 rebounds and three assists in his fifth double-double of the year.

UTSA got 20 points from Keaton Wallace, including 11 in the second half, connecting on 9 of 19 shots and two 3-pointers, adding six rebounds, three assists, two blocks and one steal. Wallace has now scored 2,050 career points, moving into a tie for 487th in NCAA history, passing notable names including Kentucky's Javv Givens, Central Michigan's Dan Majerle and UConn's Rip Hamilton.

Jackson, the No. 2 all-time scorer in league history and the 54th all-time scorer in NCAA history, had 18 points -- all in the first half -- adding nine rebounds and six assists. Jackson has scored 2,546 career points, passing Utah's Keith Van Horn and Furman's Frank Selvy among other notable names on the NCAA's all-time scoring list.

UTSA also got eight points from C-USA All-Freshman Team selection Jordan Ivy-Curry.

The Roadrunners held Charlotte to just 31 percent from the field, making just 17 of 54 shots. UTSA won the battle of the boards, 40-37 and points in the paint, 32-20. UTSA shot 45 percent in the win, with assists on 17 of its 29 made buckets.



Official Basketball Box Score - Final
Charlotte at UTSA
03/10/21 Ford Center at the Star, Frisco
2020-21 Men's Basketball

Game Time: 5:31 PM
Game Duration: 1:54
Officials: Rick Crawford, Antonio Petty, Craig McKinley

Charlotte - 62		Record: 9-16								Shooting By Period							
NO.	Name	Min	FG	3P	FT	Rebounds	Fouls	TP	AS	TO	Blk	Stl	pts				
			M/A	M/A	M/A	OR	DR	PF			BS	BA					
31	Aziz Rissotto	F	17:19	2-4	0-0	3-6	4	2	6	3	17	0	1	9			
1	Jahmir Young	G	38:36	5-18	3-8	6-6	0	4	4	1	3	19	2	0	22		
10	Marvin Cannon	G	17:29	1-3	0-1	0-0	0	3	3	2	0	0	0	5			
13	Jordan Shepherd	G	39:36	5-11	0-1	10-12	0	3	3	1	7	20	3	4	0	0	-12
30	Jehry Mateo	G	30:06	0-8	0-2	1-2	5	7	10	4	1	1	2	1	0	0	-7
3	Brice Williams	G	10:10	0-1	0-0	1-2	0	0	0	1	1	1	2	0	0	0	-13
25	Jared Garcia	F	22:41	3-4	1-1	2-2	2	4	6	1	2	9	0	1	0	0	-1
12	Jackson Threadgill	F	23:04	1-5	1-4	0-0	0	5	5	1	1	3	0	0	0	0	-5
	Team					0	0	0	0	0	0	0	0	0	0	0	0
	Totals		17-54	5-17	23-30	9	29	37	14	19	62	8	10	3	3	10	

UTSA - 72		Record: 15-10								Shooting By Period								
NO.	Name	Min	FG	3P	FT	Rebounds	Fouls	TP	AS	TO	Blk	Stl	pts					
			M/A	M/A	M/A	OR	DR	PF			BS	BA						
0	Cedrick Alley Jr.	F	25:20	0-3	0-1	2-2	0	2	2	1	2	0	1	0	0	-10		
24	Jacob Germany	C	27:59	7-13	0-0	2-3	1	9	10	1	3	16	3	1	0	1	8	
2	Jhivvan Jackson	G	39:41	7-19	2-9	2-2	0	9	9	3	1	18	6	4	0	0	12	
3	Jordan Ivy-Curry	G	22:54	3-5	0-1	2-2	0	1	1	5	3	0	0	0	0	6		
22	Keaton Wallace	G	32:49	9-19	2-7	0-0	0	5	6	2	1	20	3	0	1	2	1	13
12	Phoenix Ford	F	07:53	1-1	0-0	0-0	0	0	1	1	0	2	0	0	0	0	3	
20	Eric Parrish	F	17:58	1-3	0-1	0-0	2	3	5	1	2	2	2	1	0	0	1	7
10	Erik Czumbel	F	24:25	1-1	0-0	2-2	0	1	1	4	3	4	2	1	0	0	0	1
25	Adrian Rodriguez	F	01:01	0-0	0-0	0-0	0	0	0	0	0	0	0	0	0	0	0	0
	Team					0	0	0	0	0	0	0	0	0	0	0	0	0
	Totals		29-64	4-19	10-11	8	32	40	18	14	72	17	9	2	3	3	10	

	CLT		TSA		Points from Turnovers	CLT	TSA	Period by Period Scoring		
	1st	2nd	1st	2nd				TOT	TOT	
Biggest lead	2	(1 st 15:28)	15	(1 st 1:59)	11	3				
Best Scoring Run	6	(1 st 15:28)	10	(1 st 4:14)	20	32				
Lead Changes		5			9	8	CLT	26	36	62
Times Tied		1			15	12				
Time with Lead	01:14		37:45		13	8	TSA	41	31	72



UTSA INDIVIDUAL MISCELLANEOUS STATISTICS

DOUBLE FIGURE SCORING GAMES

Player	18-19	19-20	20-21	21-22	Total
Addo-Ankrah	x	x	-	0	0
Aleu	x	x	x	2	2
Alley Jr.	x	x	4	5	9
Bofinger	x	x	1	0	1
Czumbel	x	4	2	1	7
Deing	x	x	x	11	11
Farmer	x	x	x	0	0
Ford	x	0	0	0	0
Germany	x	6	12	14	32
Ivy-Curry	x	x	6	9	15
Jabbar	x	x	x	0	0
Johnson	x	x	x	-	0
McNeill	x	x	x	2	2
Sabally	x	x	x	1	1
Tucker	x	x	x	1	1

20-POINT + SCORING GAMES

Player	18-19	19-20	20-21	21-22	Total
Addo-Ankrah	x	x	0	0	0
Aleu	x	x	x	0	0
Alley Jr.	x	x	0	1	1
Bofinger	x	x	0	0	0
Czumbel	x	0	0	0	0
Deing	x	x	x	4	4
Farmer	x	x	x	0	0
Ford	x	--	0	0	0
Germany	x	0	1	3	4
Ivy-Curry	x	x	0	4	4
Jabbar	x	x	0	0	0
Johnson	x	x	x	-	0
McNeill	x	x	x	0	0
Sabally	x	x	x	0	0
Tucker	x	x	x	0	9

DOUBLE FIGURE REBOUNDING GAMES

Player	18-19	19-20	20-21	21-22	Total
Addo-Ankrah	x	x	0	0	0
Aleu	x	x	x	0	0
Alley Jr.	x	x	0	4	4
Bofinger	x	x	1	2	3
Czumbel	x	0	0	0	0
Deing	x	x	x	1	1
Farmer	x	x	x	0	0
Ford	x	0	0	0	0
Germany	x	2	5	3	10
Ivy-Curry	x	x	0	0	0
Jabbar	x	x	0	0	0
Johnson	x	x	x	-	0
McNeill	x	x	x	0	0
Sabally	x	x	x	0	0
Tucker	x	x	x	0	0

DOUBLE-DOUBLES

Player	18-19	19-20	20-21	21-22	Total
Addo-Ankrah	x	x	0	0	0
Aleu	x	x	x	0	0
Alley Jr.	x	x	0	2	2
Bofinger	x	x	1	0	1
Czumbel	x	0	0	0	0
Deing	x	x	x	1	1
Farmer	x	x	x	0	0
Ford	x	0	0	0	0
Germany	x	1	5	3	9
Ivy-Curry	x	x	0	0	0
Jabbar	x	x	0	0	0
Johnson	x	x	x	-	0
McNeill	x	x	x	0	0
Sabally	x	x	x	0	0
Tucker	x	x	x	0	0

UTSA SINGLE-GAME RECORDS

POINTS

52 by Roderic Hall vs. Maine (12/6/97)

FIELD GOALS MADE

22 by Derrick Gervin vs. Baylor (1/2/85)

FIELD GOALS ATTEMPTED

33 by Jhivvan Jackson at ODU (2/6/20)

HIGHEST FIELD GOAL PERCENTAGE (min. 10 att.)

92.0% (12-13) by Leon Watson vs. Texas College (11/22/98)

FREE THROWS MADE

20 by McEverett Powers vs. Texas-Arlington (1/24/02)

FREE THROWS ATTEMPTED

26 by McEverett Powers vs. Texas-Arlington (1/24/02)

FREE THROW PERCENTAGE (min. 10 att.)

100% (15-15) by Keaton Wallace vs. TAMU-CC (12/3/19)
 100% (14-14) by Afis Olajuwon vs. Sam Houston St. (1/9/93)
 100% (13-13) by Keon Lewis vs. Texas A&M-Corpus Christi (11/23/13)
 100% (12-12) by Keon Lewis vs. UTPA (12/7/13)
 100% (12-12) by Jhivvan Jackson vs. Illinois State (12/21/19)
 100% (12-12) by Jhivvan Jackson vs. UTEP (1/18/20)
 100% (11-11) by Devin Gibson vs. Samford (12/20/10)
 100% (10-10) by Jeff Beverly vs. Texas State (11/25/16)
 100% (10-10) by Steve Meyer vs. UTPA (12/9/97)
 100% (10-10) by Travis Gabbidon vs. Colgate (1/2/09)
 100% (10-10) by Omar Johnson vs. Central Arkansas (2/11/09)

REBOUNDS

25 by Lennell Moore vs. Centenary (1/5/87)

3-POINT FGS MADE

10 by J.R. Harris at UAB (1/7/16)

3-POINT FGS ATTEMPTED

17 by Marlon Anderson vs. Colorado (12/22/95)

ASSISTS

14 by Issy Washington vs. Jarvis Christian (11/29/86)

STEALS

8 by Taju Olajuwon vs. Samford (1/19/91)
 8 by Kurt Attaway vs. Southeastern Louisiana (3/5/04)

BLOCKED SHOTS

6 by Tom Oswald vs. UL Monroe (1/20/96)

TURNOVERS

12 by Andrew Francis vs. Northwestern St. (1/13/07)
 12 by Devin Gibson vs. Arkansas (12/12/07)



MISCELLANEOUS STATISTICS

Current Streak	Lost 3
Current Home Streak	Lost 2
Current Road/Neutral Streak	Lost 3
Last Win	Jan. 3, 2022 vs. Dallas Christian (101-48)
Last Home Win	Jan. 3, 2022 vs. Dallas Christian (101-48)
Last Road Win	Feb. 6, 2021 at FIU (90-47)
Last Neutral Win	Dec. 11, 2021 vs. Sam Houston (78-73)
Last Loss	Jan. 13, 2022 at ODU (83-51)
Last Home Loss	Jan. 8, 2022 vs. LA Tech (79-63)
Last Road Loss	Jan. 13, 2022 at ODU (83-51)
Last Neutral Loss	March 11, 2021 vs. WKU (80-67)

2021-22 RECORD BY STARTING LINEUP

Alley, Deing, Germany, Ivy-Curry, McNeill	3-3
Alley, Deing, Germany, Ivy-Curry, Sabally	3-1
Bofinger, Czumbel, Deing, Germany, Sabally	0-1
Alley, Czumbel, Deing, Germany, Sabally	0-1
Aleu, Alley, Deing, Ivy-Curry, Germany	0-1
Aleu, Bofinger, Ivy-Curry, Germany, Tucker	1-0
Aleu, Alley, Ivy-Curry, Germany, Tucker	0-2
Bofinger, Germany, McNeill, Sabally, Tucker	0-1

LEADING THE TEAM

- Following is the number of times a player led UTSA in scoring, rebounding, assists and steals.
- If two or more players tied for the team lead, all were credited for that game:

Player	Pts.	Reb.	Ast.	Stl.
Isiah Addo-Ankrah	0	0	0	1
Aleu Aleu	0	1	1	1
Cedrick Alley Jr.	1	4	1	5
Lachlan Bofinger	0	3	0	1
Erik Czumbel	1	0	7	1
Josh Farmer	0	1	0	1
Phoenix Ford	0	0	0	0
Jacob Germany	4	6	1	4
Jordan Ivy-Curry	5	0	6	4
Artan Jabbar	0	0	0	0
Azavier Johnson	0	0	0	0
Darius McNeill	0	0	2	3
Lamin Sabally	0	1	0	0
Christian Tucker	0	0	4	1

UTSA SPECIALTY STATISTICS

OPPONENT	POINTS VIA							W-L, SCORE	LEADS OVERCOME
	T/O	2ND CH	PAINT	FASTB	BENCH	TIES	LEADS		
Trinity	8	18	52	32	24	2	5	W, 97-66	trailed 7 - 1st - 13:55
at Oklahoma	6	8	10	4	10	1	1	L, 44-96	lost 2 - 1st - 17:02
Texas A&M-Commerce	16	11	34	12	9	6	6	L, 62-65	lost - 7 - 2nd - 14:27
Denver	9	8	36	12	8	1	1	W, 78-64	trailed 7 - 1st - 11:48
IUPUI	13	14	24	10	5	1	2	W, 60-57	trailed 10 - 2nd - 6:44
Texas A&M-Corpus Christi	16	14	26	17	12	0	0	L, 58-77	wire-to-wire loss
Lamar	12	11	32	14	21	0	1	W, 79-73	trailed by 2 - 1st - 19:44
St. Mary's	9	13	36	32	20	1	2	W, 75-65	trailed by 5 - 1st - 15:16
at Grand Canyon	5	20	28	3	6	2	4	L, 71-74	lost - 12 - 1st - 9:50
Sam Houston	11	0	30	4	5	3	0	W, 78-73	wire-to-wire win
UTRGV	18	17	30	9	25	0	1	L, 50-68	lost - 6 - 2nd - 17:44
at Illinois State	13	12	32	9	20	0	1	L, 64-81	lost - 3 - 1st - 18:55
at UAB	14	7	34	4	14	0	0	L, 59-87	lost - 3 - 1st - 19:37
Dallas Christian	25	27	36	27	52	0	0	W, 101-48	wire-to-wire win
Southern Miss	17	10	24	9	10	3	2	L, 73-74	lost - 5 - 2nd - 19:28
LA Tech	4	11	24	10	19	1	1	L, 63-79	lost - 1 - 1st - 10:48
at ODU	11	2	22	6	25	0	0	L, 83-51	wire-to-wire loss

GAME MARGINS

	1	2	3	4	5	6	7	8	9	10	11	12	13	14	15+
Wins by	-	-	1	-	1	1	-	-	-	1	-	-	-	1	2
Losses by	1	-	2	-	-	-	-	-	-	-	-	-	-	-	7

UTSA IN GAMES DECIDED BY

1-5 points	2-3	11-19 points	2-4
6-10 points	2-0	20 or more	1-3

UTSA TOP INDIVIDUAL PERFORMANCES

POINTS 27, twice, last Dheiu Deing vs. St. Mary's (11/29/21)

REBOUNDS 14, Cedrick Alley Jr. vs. IUPUI (11/17/21)

ASSISTS 6, twice, last Christian Tucker vs. Dallas Christian (1/3/22)

STEALS 4, Cedrick Alley vs. Sam Houston (12/11/21)

BLOCKS 3, Jacob Germany vs. Sam Houston (12/11/21)





STEVE HENSON

Kansas State, 1990 | Sixth Season @ UTSA & Overall
86-89 career record | 62-23 Home

PERSONAL DATA

Birthplace:
Junction City, Kan.
Wife: Cindy
Sons: Quinton, Pearson

2021-22

- Led UTSA to a 15-11 record and a 9-7 mark in Conference USA.
- Opened the year 5-8 but finished with a fury 10-3 record.
- After inserting Jordan Ivy-Curry into the starting lineup, UTSA went 8-2.
- Jhivvan Jackson and Keaton Wallace finished their careers as two of the top scorers in college basketball history, ranking 1-2 in UTSA history. The pair finished their careers as the second-highest scoring duo among a single recruiting class in NCAA history.
- Jackson finished his career as the 52nd highest scorer in NCAA history, winning three straight C-USA scoring crowns. Wallace ranked among the NCAA's top 475 all-time scorers.
- Ivy-Curry finished his season as a selection for the C-USA All-Freshman Team.

2019-20

- Roadrunners finished the year 13-19 and 7-11 in Conference USA, earning a berth in the league tournament.
- Team was paced by the nation's No. 2 leading scorer, Jackson, who shattered UTSA and C-USA single-season scoring average records with 26.8 points per game.
- Jackson broke the UTSA career and season scoring, and career and season field goals and 3-pointers made records during his junior season.
- Wallace combined with Jackson to average 45.6 points per game, the third-highest scoring duo in the nation and the tops among NCAA backcourts for the second consecutive year. The pair earned All-Conference USA honors.
- Senior forward Byron Frohnen - Henson's first signee after taking the job in 2016 - broke the UTSA career rebounding, games started and games played record, while starting 132 consecutive games over his four-year career.

2018-19

- Led UTSA to a second-place finish in Conference USA.
- Jackson and Wallace combined to lead the nation's backcourts in scoring average (43.1 points per game).
- Jackson won the C-USA scoring crown, with the duo named all-district by the NABC.
- Helped the Roadrunners move into the top pod of C-USA's inaugural bonus play.

2017-18

2017-18 CONFERENCE USA COACH OF THE YEAR

- Guided UTSA to an 20-15 overall record -- the program's most wins since 2010-11.
- Led UTSA to the CollegelInsider.com Postseason Tournament (CIT), which was UTSA's first postseason appearance since the 2011 NCAA Tournament.
- CIT first round win was the second postseason victory in program and UTSA athletics history.
- Won an opening round C-USA tournament game for second consecutive season -- UTSA's only two C-USA tourney wins since joining the conference.
- 11 Conference USA wins was the most by the Roadrunners since joining C-USA.
- Plus-six win improvement over last season after a plus-nine win improvement in year one.
- Developed Conference USA Freshman of the Year Jhivvan Jackson and Conference USA Sixth Player of the Year Deon Lyle. Jackson was also a second team All-Conference USA and All-Freshman Team selection. Keaton Wallace was an All-Freshman Team honoree.
- Led the Roadrunners to the No. 5 seed in the Conference USA Championship after being selected ninth in the preseason poll.
- Posted an 11-3 home record and won five C-USA road games.
- UTSA broke school record for 3-pointers in a season with 353.
- Led UTSA to a top-200 RPI ranking.
- Has recruited and coached four of UTSA's top 10 freshman scorers, including Jackson (record holder) and Wallace (fourth).

COACHING EXPERIENCE

2016-Present: Head Coach, UTSA
2011-16: Assistant Coach, Oklahoma
2004-11: Assistant Coach, UNLV
2003-04: Assistant Coach, South Florida
2002-03: Assistant Coach, Atlanta Hawks
2001-02: Advance Scout, Atlanta Hawks
1999-2000: Assistant Coach, Illinois

PLAYING EXPERIENCE

Professional
1999: Scavolini Pesaro (Italy)
1999: Detroit Pistons
1998-99: Panionios (Greece)
1998: Detroit Pistons
1997-98: Grand Rapids Hoops (CBA)
1995-97: Virtus Roma (Italy)
1994-95: Portland Trail Blazers
1994: Mexico City Aztecas (CBA)
1994: Fargo-Moorhead Fever (CBA)
1993-94: Rapid City Thrillers (CBA)
1993: Charlotte Hornets
1992-93: Atlanta Hawks
1992: La Crosse Catbirds (CBA)
1990-92: Milwaukee Bucks
Collegiate
1986-90: Kansas State
High School
1982-86: McPherson [Kan.] High School



THE LAST TIME ...

TEAM

Played a ranked team

vs. #25 Middle Tennessee (L, 86-70) (03/09/17)

Beat a ranked team

at #13 Arizona State (W, 87-85) (12/18/94)

Lost to a ranked team at home

vs. #18 Arkansas (L, 42-71) (11/30/81)

Lost to a ranked team on road

at #17 Utah State (L, 50-82) (11/19/19)

Lost to a ranked team at neutral site

vs. #25 Middle Tennessee (L, 86-70) (03/09/17)

Played an overtime game

vs. WKU (L, 73-77) (2/15/20)

Played a double-overtime game

at Charlotte (L, 108-114) (02/25/16)

Scored 130+ points

UTSA: 136 vs. East Central (W, 136-68) (11/22/08)

Opp: N/A

Scored 120+ points

UTSA: 123 vs. SW Adventist (W, 123-43) (3/4/21)

Opp: 121 vs. Centenary (L, 116-121) (1/4/90)

Scored 110+ points

UTSA: 116 at Marshall (W, 116-106) (2/2/19)

Opp: 114 at Charlotte (L, 108-114) (02/25/16)

Scored 100+ points

UTSA: 101 vs. Dallas Christian (W, 101-48) (1/3/22)

Opp: 105, Oklahoma (L, 105-66) (12/3/20)

Scored 90+ points

UTSA: 97, vs. Trinity (W, 97-66) (11/9/21)

Opp: 96, Oklahoma (L, 96-44) (11/12/21)

Scored less than 50 points

UTSA: 44, at Oklahoma (11/12/21)

Opp: 47, FIU (2/6/21)

Shot 70+ percent from field

UTSA: N/A

Opp: 70.0% (42-60), UAB (1/07/16)

Shot 60+ percent from field

UTSA: 64.6% (51-79), vs. SW Adventist (3/4/21)

Opp: 61.8% (34-55), Old Dominion (1/13/22)

Shot 50+ percent from field

UTSA: 57.6% (38-66), vs. UAB (1/27/21)

Opp: 55.0% (33-60), Illinois State (12/21/21)

Shot less than 40 percent from field

UTSA: 38.1% (28-57), vs. Southern Miss (1/6/22)

Opp: 38.8% (19-49), at Old Dominion (1/13/22)

Shot less than 30 percent from field

UTSA: 29.5% (18-61), at UTEP (1/30/21)

Opp: 26.1% (18-69), Dallas Christian (1/3/22)

Shot less than 25 percent from field

UTSA: 25.7% (19-74), UTRGV (12/17/21)

Opp: 23.8% (15-63), Jarvis Christian (1/25/12)

Did not make a 3-pointer

UTSA: vs. Texas (1/05/94)

Opp: at Nicholls (1/14/09)

Won by 20+ points

UTSA: (31) (97-66), vs. Trinity (11/9/21)

Opp: (28) (87-59), at UAB (1/2/22)

Won by 30+ points

UTSA: (43) (90-47), at FIU (2/6/21)

Opp: (32), (83-51), Old Dominion (1/13/22)

Won by 40+ points

UTSA: (43) (90-47), at FIU (2/6/21)

Opp: (66) 50-116 at Texas (12/08/15)

Won by 50+ points

UTSA: (53) 101-48, vs. Dallas Christian (1/3/22)

Opp: (52) 96-44, Oklahoma (11/12/21)

Won by 60+ points

UTSA: (80) 123-43 vs. SW Adventist (3/4/21)

Opp: (66) 50-116 at Texas (12/08/15)

Scored 50+ points in a half

UTSA: 55 (1st), W, 101-48, vs. Dallas Christian (1/3/22)

Opp: 50 (2nd), L 83-51, at Old Dominion

Scored 50 points in both halves

UTSA: 62 (1st), 63 (2nd) 125-64 vs. Ottawa (11/30/17)

Opp: 51 (1st), 54 (2nd) 105-66, Oklahoma (12/3/20)

Had 5+ players score in double digits

UTSA: Aleu Aleu (13), Jordan Ivy-Curry (17), Darius McNeill (13), Jacob Germany (10), Lamin Sabally (15), vs. Dallas Christian (1/3/22)

Opp: Mikel Beyers (20), West (15), Taylor (12), Kinsey (10), Williams (10), Marshall (3/7/20)

Had 2+ 20-point scorers

UTSA: Jhivvan Jackson (23), Keaton Wallace (23), vs. SW Adventist (3/4/21)

Opp: Bryson Williams (24), Souley Boum (24), UTEP (1/28/21)

Had 3+ 20-point scorers

UTSA: Jhivvan Jackson (20), Byron Frohnen (21), Keaton Wallace (21), at HBU (11/26/18)

Opp: Donovan Sims (24), Antonio Green (21), James Hawthorne (20), MT (1/17/19)

PLAYER

Scored 50+ points

UTSA: 52, Roderic Hall, vs. Maine (12/6/97)

Opp: 61, Wayman Tisdale, Oklahoma (12/28/83)

Scored 40+ points

UTSA: 45, Jhivvan Jackson, at ODU (2/6/20)

Opp: 41, Mike Daum, South Dakota State (11/20/18)

Scored 30+ points

UTSA: 30, Keaton Wallace, vs. WKU (3/11/21)

Opp: 36, Travis Eevee, Rice (1/1/21)

Recorded a triple-double

UTSA: Devin Gibson, (28 pts, 10 reb, 10 ast) vs. Samford (3/9/11)

Opp: Maurice Baker, Oklahoma State (19 pts, 14 reb, 10 ast) (1/3/01)

Recorded a double-double

UTSA: Jacob Germany (17 pts, 13 reb), vs. LA Tech (1/8/22)

Opp: Kenneth Lofton Jr. (12 pts, 16 reb), LA Tech (1/8/22)

Two players recorded a double-double

UTSA: Cedrick Alley (24 pts, 11 reb), Jacob Germany (18 pts, 10 reb), at Grand Canyon (12/2/21)

Opp: Jamal Bieniemy (16 pts, 10 reb), Keonte Kennedy (10 pts, 14 reb), UTEP (1/30/21)

Recorded 20+ rebounds

UTSA: 20, Clarence McGee, vs Hardin-Simmons (2/27/88)

Opp: 22, Wayman Tisdale, Oklahoma (12/28/83)

Recorded 15+ rebounds

UTSA: 15, Jacob Germany, at ODU (2/6/20)

Opp: 16, Jared Savage, WKU (2/15/20)

Recorded 20+pts/20+reb

UTSA: Clarence McGee (20 pts, 20 reb), vs. Hardin-Simmons (2/27/88)

Opp: Wayman Tisdale (61 pts, 22 reb), Oklahoma, (12/28/83)

Recorded 10+ assists

UTSA: 10, Giovanni De Nicolao, vs. FAU (2/9/19)

Opp: 11, Tyree Griffin, Southern Miss (3/9/19)

Made 8+ 3-pointers

UTSA: 8, Keaton Wallace, vs. UAB (3/11/20)

Opp: 8, Travis Eevee, Rice (1/1/21)

Made 15+ free throws

UTSA: 15, Keaton Wallace, vs. Texas A&M-Corpus Christi (12/3/19)

Opp: 15, Akeem Richmond, East Carolina (2/8/14)

Made 10+ free throws

UTSA: 12, Jhivvan Jackson, at North Texas (1/23/20)

Opp: 11, Jacobly Pemberton, Louisiana Tech (1/16/21)

Recorded 10+ blocks

UTSA: N/A

Opp: 13, Wojciech Myrda, Louisiana-Monroe (1/17/02)

Recorded 5+ blocks

UTSA: 5, Jacob Germany, vs. Southern Miss (1/22/21)

Opp: 5, Osasumwen Osaghae, FIU (01/11/18)

Recorded 5+ steals

UTSA: 5, Keaton Wallace, vs. Wiley (11/22/19)

Opp: 6, Dorian Lopez, St. Edwards (11/7/18)

Played every minute (regulation)

UTSA: Jhivvan Jackson vs. Charlotte (3/10/21)

Opp: Taylan Grogan, Wiley College (11/22/19)

Two players played every minute (regulation)

UTSA: J.R. Harris, Ryan Bowie vs. Florida Atlantic (03/08/16)

Opp: Taevion Kinsey, Marshall (2/13/20)

Played every minute (+OT)

UTSA: Jordan Sims, at Tulsa (3/2/14)

Opp: Jared Savage, WKU (2/15/20)

Played every minute (+2OT)

UTSA: N/A

Opp: Jon Davis, Charlotte (2/25/16)

Fouled out

UTSA: Phoenix Ford, vs. St. Mary's (11/29/21)

Opp: Eric Lovett, FIU (2/5/21)

Two or more players fouled out


UTSA: Keaton Wallace, Erik Czumbel, at Oregon St. (12/16/20)

Opp: Jame Harrison, Josh Nzeakor, vs. Lamar (3/14/18)

GAME-BY-GAME STARTING LINEUPS

OPPONENT	G	G	G/F	G/F	F/C	RECORD BY LINEUP
Trinity	Deing	McNeill	Ivy-Curry	Alley Jr.	Germany	
at Oklahoma	Deing	McNeill	Ivy-Curry	Alley Jr.	Germany	
Texas A&M-Commerce	Deing	McNeill	Ivy-Curry	Alley Jr.	Germany	
Denver	Deing	McNeill	Ivy-Curry	Alley Jr.	Germany	
IUPUI	Deing	McNeill	Ivy-Curry	Alley Jr.	Germany	
Texas A&M-Corpus Christi	Deing	McNeill	Ivy-Curry	Alley Jr.	Germany	3-3
Lamar	Deing	Sabally	Ivy-Curry	Alley Jr.	Germany	
St. Mary's	Deing	Sabally	Ivy-Curry	Alley Jr.	Germany	
at Grand Canyon	Deing	Sabally	Ivy-Curry	Alley Jr.	Germany	
vs. Sam Houston	Deing	Sabally	Ivy-Curry	Alley Jr.	Germany	3-1
UTRGV	Deing	Sabally	Czumbel	Bofinger	Germany	0-1
at Illinois State	Deing	Sabally	Czumbel	Alley Jr.	Germany	0-1
at UAB	Deing	Ivy-Curry	Aleu	Alley Jr.	Germany	0-1
Dallas Christian	Tucker	Ivy-Curry	Aleu	Bofinger	Germany	1-0
Southern Miss	Tucker	Ivy-Curry	Aleu	Alley Jr.	Germany	
LA Tech	Tucker	Ivy-Curry	Aleu	Alley Jr.	Germany	0-2
at Old Dominion	Tucker	McNeill	Sabally	Bofinger	Germany	0-1

CONVOCATION CENTER (OPENED: 1975; CAPACITY: 2,650)



TOP-10 CROWDS

1. 4,913 vs. TXST (2/27/99)
2. 4,258 vs. Little Rock (1/5/89)
3. 4,040 vs. Lamar (2/29/84)
4. 3,800 vs. TCU (12/3/88)
5. 3,676 vs. SHSU (2/20/10)
6. 3,373 vs. SHSU (2/5/00)
7. 3,367 vs. New Orleans (1/21/83)
8. 3,311 vs. TXST (1/21/95)
9. 3,257 vs. SFA (3/12/04)
10. 3,236 vs. ULM (2/8/02)

Season High: 2,494 vs. Oklahoma

COMBINED STATISTICS

RECORD:	OVERALL	HOME	AWAY	NEUTRAL
ALL GAMES	7-10	6-5	0-5	1-0
CONFERENCE	0-4	0-2	0-2	0-0
NON-CONFERENCE	7-6	6-3	0-3	1-0

#	Player	gp-gs	min	avg	Total		3-Point		F-Throw		Rebounds					pts	avg							
					fg-fga	fg%	3fg-fga	3fg%	ft-fa	ft%	off	def	tot	avg	pf			dq	a	to	blk	stl		
03	Dhieu Deing	13-13	366	28.2	68-192	.354	28-100	.280	35-46	.761	20	54	74	5.7	17	0	18	27	2	18	199	15.3		
21	Jordan Ivy-Curry	14-14	397	28.4	74-192	.385	33-84	.393	31-41	.756	10	27	37	2.6	17	0	29	33	2	16	212	15.1		
24	Jacob Germany	17-17	435	25.6	94-197	.477	1-8	.125	54-71	.761	44	68	112	6.6	29	0	10	33	14	12	243	14.3		
0	Cedrick Alley Jr.	15-14	413	27.5	50-146	.342	16-55	.291	24-35	.686	33	69	102	6.8	25	0	25	21	5	18	140	9.3		
01	Darius McNeill	14-7	273	19.5	27-63	.429	4-18	.222	10-13	.769	3	22	25	1.8	22	0	20	13	3	10	68	4.9		
02	Aleu Aleu	9-4	148	16.4	11-35	.314	4-16	.250	13-16	.813	10	14	24	2.7	15	0	8	13	0	3	39	4.3		
22	Christian Tucker	15-4	237	15.8	15-46	.326	3-13	.231	25-32	.781	4	24	28	1.9	24	0	19	21	4	7	58	3.9		
20	Lamin Sabally	13-7	166	12.8	16-40	.400	6-15	.400	4-5	.800	15	17	32	2.5	6	0	4	9	3	1	42	3.2		
11	Lachlan Bofinger	17-3	213	12.5	22-45	.489	0-6	.000	4-13	.308	27	37	64	3.8	15	0	14	10	5	6	48	2.8		
04	Josh Farmer	12-0	129	10.8	12-40	.300	2-12	.167	6-9	.667	15	21	36	3.0	13	0	2	12	3	1	32	2.7		
10	Erik Czumbel	17-2	370	21.8	17-47	.362	2-17	.118	8-16	.500	4	31	35	2.1	30	0	31	10	3	5	44	2.6		
12	Phoenix Ford	14-0	201	14.4	10-26	.385	1-2	.500	4-16	.250	22	21	43	3.1	35	2	6	10	3	4	25	1.8		
13	Artan Jabbar	4-0	23	5.8	3-10	.300	1-7	.143	0-2	.000	0	2	2	0.5	2	0	3	1	0	0	7	1.8		
32	Isaiah Addo-Ankrah	7-0	29	4.1	1-8	.125	1-6	.167	3-3	1.000	0	2	2	0.3	1	0	0	1	1	0	6	0.9		
Team											37	27	64						5					
Total.....		17	3400		420-1087	.386	102-359	.284	221-318	.695	244	436	680	40.0	251	2	189	219	48	101	1163	68.4		
Opponents.....		17	3400		467-1027	.455	139-391	.355	157-268	.586	174	481	655	38.5	285	5	256	227	52	120	1230	72.4		

TEAM STATISTICS

	UTSA	OPP
SCORING	1163	1230
Points per game	68.4	72.4
Scoring margin	-3.9	-
FIELD GOALS-ATT	420-1087	467-1027
Field goal pct	.386	.455
3 POINT FG-ATT	102-359	139-391
3-point FG pct	.284	.355
3-pt FG made per game	6.0	8.2
FREE THROWS-ATT	221-318	157-268
Free throw pct	.695	.586
F-Throws made per game	13.0	9.2
REBOUNDS	680	655
Rebounds per game	40.0	38.5
Rebounding margin	+1.5	-
ASSISTS	189	256
Assists per game	11.1	15.1
TURNOVERS	219	227
Turnovers per game	12.9	13.4
Turnover margin	+0.5	-
Assist/turnover ratio	0.9	1.1
STEALS	101	120
Steals per game	5.9	7.1
BLOCKS	48	52
Blocks per game	2.8	3.1
ATTENDANCE	9052	25996
Home games-Avg/Game	11-823	5-4579
Neutral site-Avg/Game	-	1-3100

Date	Opponent	Score	Att.
11/09/21	TRINITY (TX)	W 97-66	1302
11/12/21	at Oklahoma	L 44-96	6320
11/15/21	TEX. A&M-COMMERCE	L 62-65	914
# 11/16/21	DENVER	W 78-64	848
# 11/17/21	IUPUI	W 60-57	678
# 11/21/21	A&M-CORPUS CHRISTI	L 58-77	1065
11/24/21	LAMAR UNIVERSITY	W 79-73	758
11/29/21	ST. MARY'S (TX)	W 75-65	970
12/02/21	at Grand Canyon	L 71-74	6844
^ 12/11/21	vs Sam Houston State	W 78-73	3100
12/17/21	UTRGV	L 50-68	748
12/21/21	at Illinois St.	L 64-81	2345
* 01/01/22	at UAB	L 59-87	2730
01/03/22	DALLAS CHRISTIAN	W 101-48	278
* 01/06/22	SOUTHERN MISS.	L 73-74	718
* 01/08/22	LOUISIANA TECH	L 63-79	773
* 01/13/22	at Old Dominion	L 51-83	4657

* = Conference game
 # = 210 San Antonio Shootout (San Antonio)
 ^ = Houston's Toyota Center

Score by Periods	1st	2nd	Totals
UTSA	551	612	1163
Opponents	543	687	1230

GAME HIGHS

Opponent	Date	Score	Points	Rebounds	Assists	Steals	Blocked shots
TRINITY (TX)	11/09/21	97-66	24-Jacob Germany	7-Cedrick Alley Jr.	6-Darius McNeill	3-Dhieu Deing Erik Czumbel	2-Jacob Germany Cedrick Alley Jr.
at Oklahoma	11/12/21	44-96	15-Dhieu Deing	5-Josh Farmer Phoenix Ford	3-Erik Czumbel	1-Cedrick Alley Jr. Jordan Ivy-Curry Josh Farmer Darius McNeill	1-Jacob Germany
TEX. A&M-COMMERCE	11/15/21	62-65	16-Dhieu Deing	12-Cedrick Alley Jr.	4-Jordan Ivy-Curry	2-Dhieu Deing Cedrick Alley Jr.	1-Lachlan Bofinger Jacob Germany Jordan Ivy-Curry
DENVER	11/16/21	78-64	27-Jordan Ivy-Curry	11-Lachlan Bofinger	3-Jacob Germany Erik Czumbel	3-Jordan Ivy-Curry	1-Cedrick Alley Jr. Lachlan Bofinger
IUPUI	11/17/21	60-57	20-Dhieu Deing	14-Cedrick Alley Jr.	4-Jordan Ivy-Curry	3-Dhieu Deing	1-Jacob Germany
A&M-CORPUS CHRISTI	11/21/21	58-77	21-Jordan Ivy-Curry	7-Dhieu Deing	3-Jordan Ivy-Curry Erik Czumbel	3-Jordan Ivy-Curry	1-Jacob Germany Erik Czumbel Cedrick Alley Jr. Dhieu Deing
LAMAR UNIVERSITY	11/24/21	79-73	26-Dhieu Deing	5-Lachlan Bofinger	4-Jordan Ivy-Curry	2-Jacob Germany	2-Lachlan Bofinger Christian Tucker
ST. MARY'S (TX)	11/29/21	75-65	27-Dhieu Deing	12-Cedrick Alley Jr.	4-Dhieu Deing	2-Dhieu Deing Jacob Germany	1-Jacob Germany Lachlan Bofinger Erik Czumbel
at Grand Canyon	12/02/21	71-74	24-Cedrick Alley Jr.	11-Cedrick Alley Jr.	2-Jordan Ivy-Curry Christian Tucker Erik Czumbel	2-Cedrick Alley Jr.	1-Cedrick Alley Jr.
vs Sam Houston State	12/11/21	78-73	26-Deing,Dhieu	8-Jacob Germany	3-Jordan Ivy-Curry	4-Cedrick Alley Jr.	3-Jacob Germany
UTRGV	12/17/21	50-68	16-Jacob Germany	9-Jacob Germany	4-Erik Czumbel	2-Dhieu Deing Cedrick Alley Jr.	2-Jacob Germany
at Illinois St.	12/21/21	64-81	17-Jacob Germany	7-Lamin Sabally	2-Christian Tucker Dhieu Deing Erik Czumbel	2-Lachlan Bofinger Christian Tucker	1-Jacob Germany
at UAB	01/01/22	59-87	26-Jacob Germany	10-Jacob Germany	2-Erik Czumbel Aleu Aleu	2-Dhieu Deing	1-Christian Tucker Jacob Germany Josh Farmer
DALLAS CHRISTIAN	01/03/22	101-48	17-Jordan Ivy-Curry	10-Lachlan Bofinger	6-Christian Tucker	2-Jordan Ivy-Curry Jacob Germany	2-Lamin Sabally Darius McNeill
SOUTHERN MISS.	01/06/22	73-74	23-Jordan Ivy-Curry	9-Jacob Germany	3-Cedrick Alley Jr.	3-Jacob Germany Cedrick Alley Jr.	None
LOUISIANA TECH	01/08/22	63-79	22-Jordan Ivy-Curry	13-Jacob Germany	3-Christian Tucker	2-Darius McNeill	1-Phoenix Ford
at Old Dominion	01/13/22	51-83	16-Erik Czumbel	7-Jacob Germany	4-Darius McNeill	1-Aleu Aleu Darius McNeill	1-Josh Farmer Lamin Sabally

PER 40-MINUTE AVERAGES

#	Player	min	fgm	fga	pct	3fgm	3fga	pct	ftm	fta	pct	oreb	dreb	treb	pf	a	to	blk	stl	pts
0	Cedrick Alley Jr.	40	4.8	14.1	.342	1.5	5.3	.291	2.3	3.4	.686	3.2	6.7	9.9	2.4	2.4	2.0	0.5	1.7	13.6
32	Isaiah Addo-Ankrah	40	1.4	11.0	.125	1.4	8.3	.167	4.1	4.1	1.000	0.0	2.8	2.8	1.4	0.0	1.4	1.4	0.0	8.3
02	Aleu Aleu	40	3.0	9.5	.314	1.1	4.3	.250	3.5	4.3	.813	2.7	3.8	6.5	4.1	2.2	3.5	0.0	0.8	10.5
11	Lachlan Bofinger	40	4.1	8.5	.489	0.0	1.1	.000	0.8	2.4	.308	5.1	6.9	12.0	2.8	2.6	1.9	0.9	1.1	9.0
10	Erik Czumbel	40	1.8	5.1	.362	0.2	1.8	.118	0.9	1.7	.500	0.4	3.4	3.8	3.2	3.4	1.1	0.3	0.5	4.8
03	Dhieu Deing	40	7.4	21.0	.354	3.1	10.9	.280	3.8	5.0	.761	2.2	5.9	8.1	1.9	2.0	3.0	0.2	2.0	21.7
04	Josh Farmer	40	3.7	12.4	.300	0.6	3.7	.167	1.9	2.8	.667	4.7	6.5	11.2	4.0	0.6	3.7	0.9	0.3	9.9
12	Phoenix Ford	40	2.0	5.2	.385	0.2	0.4	.500	0.8	3.2	.250	4.4	4.2	8.6	7.0	1.2	2.0	0.6	0.8	5.0
24	Jacob Germany	40	8.6	18.1	.477	0.1	0.7	.125	5.0	6.5	.761	4.0	6.3	10.3	2.7	0.9	3.0	1.3	1.1	22.3
21	Jordan Ivy-Curry	40	7.5	19.3	.385	3.3	8.5	.393	3.1	4.1	.756	1.0	2.7	3.7	1.7	2.9	3.3	0.2	1.6	21.4
13	Artan Jabbar	40	5.2	17.4	.300	1.7	12.2	.143	0.0	3.5	.000	0.0	3.5	3.5	3.5	5.2	1.7	0.0	0.0	12.2
01	Darius McNeill	40	4.0	9.2	.429	0.6	2.6	.222	1.5	1.9	.769	0.4	3.2	3.7	3.2	2.9	1.9	0.4	1.5	10.0
20	Lamin Sabally	40	3.9	9.6	.400	1.4	3.6	.400	1.0	1.2	.800	3.6	4.1	7.7	1.4	1.0	2.2	0.7	0.2	10.1
22	Christian Tucker	40	2.5	7.8	.326	0.5	2.2	.231	4.2	5.4	.781	0.7	4.1	4.7	4.1	3.2	3.5	0.7	1.2	9.8

GAME-BY-GAME COMPARISON

Opponent	1st	2nd	Score	Mar	Total FG	FG Pct	3-Pointers	3FG Pct	Free Throws	FT Pct	Rebounds	Assist	T/Over	Block	Steal	Fouls
TRINITY (TX)	49/30	48/36	97-66	+31	36-76/28-63	.474/.444	7-23/6-26	.304/.231	18-25/4-8	.720/.500	44/37 +7	24/17	8/20	5/1	12/1	13/18
Oklahoma	10/33	34/63	44-96	(52)	15-66/39-67	.227/.582	8-31/11-26	.258/.423	6-10/7-12	.600/.583	32/52 (20)	5/22	15/10	1/4	4/8	12/13
TEX. A&M-COMMERCE	31/29	31/36	62-65	(3)	25-62/21-47	.403/.447	3-17/5-19	.176/.263	9-19/18-31	.474/.581	41/35 +6	9/14	17/18	3/4	7/10	18/19
DENVER	42/35	36/29	78-64	+14	29-63/22-59	.460/.373	8-20/10-30	.400/.333	12-17/10-15	.706/.667	44/32 +12	10/14	9/11	2/4	4/3	14/13
IUPUI	28/33	32/24	60-57	+3	21-63/23-47	.333/.489	7-19/7-18	.368/.389	11-16/4-8	.688/.500	33/37 (4)	11/13	10/15	1/6	7/4	11/14
A&M-CORPUS CHRISTI	29/40	29/37	58-77	(19)	22-69/29-58	.319/.500	5-26/2-11	.192/.182	9-14/17-25	.643/.680	34/52 (18)	11/11	11/19	4/3	9/8	21/18
LAMAR UNIVERSITY	35/28	44/45	79-73	+6	25-53/26-62	.472/.419	6-20/6-21	.300/.286	23-28/15-24	.821/.625	31/40 (9)	14/12	12/13	5/2	5/6	18/21
ST. MARY'S (TX)	37/25	38/40	75-65	+10	24-59/25-72	.407/.347	4-14/5-26	.286/.192	23-34/10-18	.676/.556	52/38 +14	13/13	18/10	3/5	5/12	13/23
Grand Canyon	29/34	42/40	71-74	(3)	25-69/27-59	.362/.458	6-23/11-28	.261/.393	15-17/9-20	.882/.450	51/32 +19	8/15	13/8	1/3	3/8	22/16
Sam Houston State	42/24	36/49	78-73	+5	27-57/27-67	.474/.403	10-23/15-35	.435/.429	14-14/4-9	1000/.444	36/37 (1)	11/12	14/15	4/0	10/5	11/12
UTRGV	26/27	24/41	50-68	(18)	19-74/25-58	.257/.431	2-21/7-17	.095/.412	10-13/11-18	.769/.611	42/49 (7)	9/12	14/19	3/3	5/6	17/16
Illinois St.	28/39	36/42	64-81	(17)	25-66/33-60	.379/.550	3-20/9-23	.150/.391	11-19/6-12	.579/.500	36/40 (4)	9/21	10/15	1/2	7/7	18/23
UAB	31/49	28/38	59-87	(28)	22-63/32-65	.349/.492	2-15/10-21	.133/.476	13-19/13-17	.684/.765	33/45 (12)	8/16	12/9	3/2	4/9	14/16
DALLAS CHRISTIAN	55/12	46/36	101-48	+53	37-76/18-69	.487/.261	17-37/8-26	.459/.308	10-12/4-6	.833/.667	63/28 +35	21/14	21/19	9/2	7/11	10/16
SOUTHERN MISS.	32/32	41/42	73-74	(1)	24-63/28-57	.381/.491	8-20/6-20	.400/.300	17-25/12-18	.680/.667	40/36 +4	8/12	10/13	0/7	8/8	14/17
LOUISIANA TECH	26/40	37/39	63-79	(16)	25-59/30-62	.424/.484	5-17/14-28	.294/.500	8-15/5-12	.533/.417	41/32 +9	10/19	14/7	1/3	2/6	11/13
Old Dominion	21/33	30/50	51-83	(32)	19-49/34-55	.388/.618	1-13/7-16	.077/.438	12-21/8-15	.571/.533	27/33 (6)	8/19	11/6	2/1	2/8	14/17

Note: Game totals are displayed in the format TEAM/OPPONENT for each category

C-USA 2020-21 RECAP

	Player of the Week (School)	Fresh of the Week
Week 1	Dyvion McKnight (WKU)	Tevin Brewer (FIU)
Week 2	Aly Khalifa (Charlotte)	Taefale Lenard Jr. (MT)
Week 3	Kenneth Lofton, Jr. (LAT)	Rashad Bolden (USM)
Week 4	Kenneth Lofton, Jr. (LAT)	Aly Khalifa (Charlotte)
Week 5	Taevion Kinsey (Marshall)	Denver Jones (FIU)
Week 6	Cameron Justice (WKU)	Kevin Kalu (UTEP)
Week 7	Jahmir Young (Charlotte)	Rashad Bolden (USM)
Week 8	Cobe Williams (LAT)	Aaron Scott (UNT)
Week 9	Carl Pierre (Rice)	Aaron Scott (UNT)

2020-21 C-USA PRESEASON POLL

1. UAB (8 first-place votes) – 190 points
2. Louisiana Tech (6) – 184 points
3. WKU – 162 points
4. Marshall – 147 points
5. Old Dominion – 130 points
6. North Texas – 124 points
7. Charlotte – 110 points
8. Rice – 104 points
9. Florida Atlantic – 84 points
10. UTEP – 82 points
11. UTSA – 48 points
12. Southern Miss – 42 points
13. FIU – 36 points
14. Middle Tennessee – 28 points

PRESEASON ALL-CONFERENCE TEAM

- Jahmir Young, Charlotte, JR, G
 Taevion Kinsey, Marshall, SR, G
 Kenneth Lofton, Jr. LA Tech, FR, F
 Josh Anderson, WKU, SR, G
 Quincy Olivari, Rice, SO, G
 Tyler Stevenson, Southern Miss, JR, F
 Tavin Lovan, UAB, JR, G
 Souley Boum, UTEP, R-JR, G
 Thomas Bell, North Texas, SR, F
 Kalu Ezikpe, Old Dominion, JR, F
 Isaiah Crawford, LA Tech, SO, F



1 • DARIUS McNEILL

6-3 • 185 • SENIOR - TR • GUARD

HOUSTON, TEXAS / WESTFIELD HS / CAL / SMU



As a Senior (2021-22)

- Made UTSA debut with 11 points and four rebounds, adding six assists and a steal in 29 minutes of the season opener vs. Trinity
- Played 30 minutes at Oklahoma with a steal and an assist
- Had consecutive six-point games in UTSA games vs. Texas A&M-Commerce and Denver
- Played five minutes in the first half in a win over Lamar before suffering an injury
- Bounced back after missing nearly a month due to injury, playing 14 minutes vs. UTRGV
- Logged nine minutes at Illinois State, banking in a free-throw line jumper, his first points in a month due to injury
- Had nine points in 18 minutes at UAB
- Had 13 points and nine rebounds in 17 minutes in a win over Dallas Christian
- Chipped in seven points in 17 minutes vs. Southern Miss
- Made first start since Nov. 21 on Jan. 13 at ODU

Season Highs

Points

13 vs. Dallas Christian (1/3/22)

Rebounds

9 vs. Dallas Christian (1/3/22)

Field Goals Made

5 vs. Dallas Christian (1/3/22)

Field Goal Attempts

8 vs. Dallas Christian (1/3/22)

3-Pt Field Goals Made

1, 3x, last vs. Dallas Christian (1/3/22)

3-Pt Field Goal Attempts

3, twice, last vs. Dallas Christian (1/3/22)

Free Throws Made

2, 4x, last vs. Dallas Christian (1/3/22)

Free Throw Attempts

3 vs. Trinity (11/6/21)

Assists

6 vs. Trinity (11/6/21)

Steals

2 vs. TAMU-CC (11/21/21)

Blocked Shots

2 vs. Dallas Christian (1/3/22)

Minutes

30 at Oklahoma (11/12/21)

Career Highs

Points

30 vs. Cal State Fullerton (12/16/17)

Rebounds

9 vs. Dallas Christian (1/3/22)

Field Goals Made

11 vs. Cal State Fullerton (12/16/17)

Field Goal Attempts

17 twice, last vs. Stanford (3/7/18)

3-Pt Field Goals Made

6 vs. CSUN (11/28/17)

3-Pt Field Goal Attempts

13 vs. San Jose State (12/21/18)

Free Throws Made

6, 3x, last vs. Arizona State (1/19/19)

Free Throws Attempt

8 vs. Portland State (12/21/17)

Assists

6, twice, last vs. Trinity (11/9/21)

Steals

7 at UCLA (1/5/19)

Blocked Shots

2, twice, last vs. Arizona State (1/20/18)

McNeill's 2021-22 Game-by-Game

Opponent	Date	gs	min	Total		3-Pointers		Free throws		Rebounds				pf	a	t/o	blk	stl	pts	avg	
				fg-fga	pct	3fg-fga	pct	ft-fa	pct	off	def	tot	avg								
TRINITY (TX)	11/09/21	*	29	4-6	667	1-2	500	2-3	667	1	3	4	4	0	4	6	2	0	1	11	11.0
at Oklahoma	11/12/21	*	30	0-3	000	0-1	000	0-0	000	0	2	2	3	0	1	2	0	1	0	5	5.5
TEX. A&M-COMMERCE	11/15/21	*	21	2-3	667	0-0	000	2-2	1000	0	0	0	2	0	1	1	0	0	0	6	5.7
DENVER	11/16/21	*	28	2-7	286	0-1	000	2-2	1000	0	2	2	2	0	1	2	0	0	0	6	5.8
IUPUI	11/17/21	*	20	1-4	250	1-2	500	0-0	000	0	1	1	1	8	1	0	0	0	3	5.2	
A&M-CORPUS CHRISTI	11/21/21	*	25	1-5	200	0-3	000	0-0	000	0	0	0	1	5	4	1	2	0	2	2	4.7
LAMAR UNIVERSITY	11/24/21		5	0-1	000	0-1	000	0-0	000	0	1	1	1	4	2	0	0	0	0	0	4.0
UTRGV	12/17/21		14	0-2	000	0-1	000	0-0	000	0	0	0	1	3	4	0	1	1	1	0	3.5
at Illinois St.	12/21/21		9	1-1	1000	0-0	000	0-0	000	0	0	0	1	1	0	0	0	0	0	2	3.3
at UAB	01/01/22		18	4-5	800	0-1	000	1-2	500	0	1	1	1	1	0	1	1	0	1	9	3.9
DALLAS CHRISTIAN	01/03/22		17	5-8	625	1-3	333	2-2	1000	2	7	9	1	8	2	3	1	2	1	13	4.7
SOUTHERN MISS.	01/06/22		17	3-7	429	1-2	500	0-0	000	0	1	1	1	8	2	0	0	0	0	7	4.9
LOUISIANA TECH	01/08/22		21	3-7	429	0-1	000	1-2	500	0	4	4	1	9	1	1	2	0	2	7	5.1
at Old Dominion	01/13/22	*	19	1-4	250	0-0	000	0-0	000	0	0	0	1	8	0	4	2	0	1	2	4.9
Totals			7	273	27-63	429	4-18	222	10-13	769	3	22	25	1.8	22	20	13	3	10	68	4.9

Games played: 14
 Minutes/game: 19.5
 Points/game: 4.9
 FG Pct: 42.9
 3FG Pct: 22.2
 FT Pct: 76.9

Rebounds/game: 1.8
 Assists/game: 1.4
 Turnovers/game: 0.9
 Assist/turnover ratio: 1.5
 Steals/game: 0.7
 Blocks/game: 0.2

McNeill's Career Stats

Season	gp-gs	min/avg	Total		3-Point		F-Throws		Rebounds				Scoring							
			fg-fga	pct	fg-fga	pct	ft-fa	pct	off	def	tot	avg	pf	fo	ast	to	blk	stl	pts	avg
2017-18*	32-30	1051/32.8	128-336	381	67-190	353	40-54	741	10	84	94	2.9	76	2	70	70	6	39	363	11.3
2018-19*	31-28	1013/32.7	122-312	391	66-189	349	32-46	696	7	37	44	1.4	69	0	28	34	2	46	342	11.0
2021-22	14-7	273/19.5	27-63	429	4-18	222	10-13	769	3	22	25	1.8	22	0	20	13	3	10	68	4.9
TOTAL	14-7	273/19.5	27-63	429	4-18	222	10-13	769	3	22	25	1.8	22	0	20	13	3	10	68	4.9
All*	77-65	2337/30.4	277-711	390	137-397	345	82-113	726	20	143	163	2.1	167	2	118	117	11	95	773	10.0



2 • ALEU ALEU

6-8 • 180 • JUNIOR - TR • GUARD / FORWARD

AUSTIN, TEXAS / AUSTIN HS / TEMPLE CC

As a Junior (2021-22)

- Made NCAA debut with five minutes off the bench vs. Lamar, grabbing a rebound
- Logged three minutes as he returns from injury in a win over St. Mary's
- Went for his first four career points in a game at Grand Canyon, playing a career-long 11 minutes with three rebounds
- Had the best game of his youthful career in a win over Sam Houston at Houston's Toyota Center, playing 22 minutes, sinking a key corner 3-pointer, with three boards, two steals and two assists
- Missed the UTRGV and ISU games due to UTSA COVID-19 Health and Safety Protocols
- Made first career start at UAB, playing 26 minutes with six points, four rebounds and two assists
- Poured in 13 games on 5 of 7 shooting with five rebounds and two assists in 19 minutes in a win over Dallas Christian
- Had 11 points, seven rebounds and an assist in 23 minutes vs. Southern Miss

Season Highs

- Points**
13 vs. Dallas Christian (1/3/22)
- Rebounds**
7 vs. USM (1/6/22)
- Field Goals Made**
5 vs. Dallas Christian (1/3/22)
- Field Goal Attempts**
7 vs. Dallas Christian (1/3/22)
- 3-Pt Field Goals Made**
2 vs. Dallas Christian (1/3/22)
- 3-Pt Field Goal Attempts**
4 vs. Dallas Christian (1/3/22)
- Free Throws Made**
6 at UAB (1/1/22)
- Free Throw Attempts**
6 at UAB (1/1/22)
- Assists**
2, 3x, last vs. Dallas Christian (1/3/22)
- Steals**
2 vs. Sam Houston (12/11/21)
- Blocked Shots**
-
- Minutes**
26 at UAB (1/1/22)

Career Highs

- Points**
13 vs. Dallas Christian (1/3/22)
- Rebounds**
7 vs. USM (1/6/22)
- Field Goals Made**
5 vs. Dallas Christian (1/3/22)
- Field Goal Attempts**
7 vs. Dallas Christian (1/3/22)
- 3-Pt Field Goals Made**
2 vs. Dallas Christian (1/3/22)
- 3-Pt Field Goal Attempts**
4 vs. Dallas Christian (1/3/22)
- Free Throws Made**
6 at UAB (1/1/22)
- Free Throw Attempts**
6 at UAB (1/1/22)
- Assists**
2, 3x, last vs. Dallas Christian (1/3/22)
- Steals**
2 vs. Sam Houston (12/11/21)
- Blocked Shots**
-
- Minutes**
26 at UAB (1/1/22)

Aleu's 2021-22 Game-by-Game

Opponent	Date	gs	min	Total		3-Pointers		Free throws		Rebounds				pf	a	t/o	blk	stl	pts	avg
				fg-fga	pct	3fg-fga	pct	ft-fa	pct	off	def	tot	avg							
LAMAR UNIVERSITY	11/24/21	5		0-3	.000	0-2	.000	0-0	.000	0	1	1	1.0	0	0	1	0	0	0	0.0
ST. MARY'S (TX)	11/29/21	3		0-1	.000	0-1	.000	0-0	.000	0	0	0	0.5	0	0	1	0	0	0	0.0
at Grand Canyon	12/02/21	11		1-3	.333	0-0	.000	2-2	1.000	2	1	3	1.3	2	0	0	0	0	4	1.3
vs Sam Houston State	12/11/21	22		1-5	.200	1-3	.333	0-0	.000	1	2	3	1.8	3	2	0	0	2	3	1.8
at UAB	01/01/22	* 26		0-5	.000	0-1	.000	6-6	1.000	2	2	4	2.2	3	2	1	0	0	6	2.6
DALLAS CHRISTIAN	01/03/22	* 19		5-7	.714	2-4	.500	1-2	.500	2	3	5	2.7	2	2	3	0	0	13	4.3
SOUTHERN MISS.	01/06/22	* 23		4-9	.444	1-3	.333	2-2	1.000	2	5	7	3.3	1	1	4	0	0	11	5.3
LOUISIANA TECH	01/08/22	* 19		0-1	.000	0-1	.000	0-0	.000	0	0	0	2.9	2	1	1	0	0	0	4.6
at Old Dominion	01/13/22	20		0-1	.000	0-1	.000	2-4	.500	1	0	1	2.7	2	0	2	0	1	2	4.3
Totals		4	148	11-35	.314	4-16	.250	13-16	.813	10	14	24	2.7	15	8	13	0	3	39	4.3

Games played: 9
 Minutes/game: 16.4
 Points/game: 4.3
 FG Pct: 31.4
 3FG Pct: 25.0
 FT Pct: 81.3
 Rebounds/game: 2.7
 Assists/game: 0.9
 Turnovers/game: 1.4
 Assist/turnover ratio: 0.6
 Steals/game: 0.3

Aleu's Career Stats

Season	gp-gs	min/avg	Total		3-Point		F-Throws		Rebounds				pf	fo	ast	to	blk	stl	Scoring	
			fg-fga	pct	fg-fga	pct	ft-fa	pct	off	def	tot	avg							pts	avg
2021-22	9-4	148/16.4	11-35	.314	4-16	.250	13-16	.813	10	14	24	2.7	15	0	8	13	0	3	39	4.3
TOTAL	9-4	148/16.4	11-35	.314	4-16	.250	13-16	.813	10	14	24	2.7	15	0	8	13	0	3	39	4.3



4 • JOSH FARMER

6-9 • 195 • FRESHMAN - HS • FOWARD

HOUSTON, TEXAS / SHARPSTOWN HS

As a Freshman (2021-22)

- Made collegiate debut with six points, five rebounds and three buckets made in 16 minutes vs. Trinity
- Had five points and a team-leading five rebounds in 16 minutes at Oklahoma, making his first career 3-pointer
- Played three minutes in a comeback win over IUPUI
- Played nine minutes with four points vs. Texas A&M-Corpus Christi
- Logged five minutes for a short-handed squad vs. UTRGV
- Played a career-high tying 16 minutes at Illinois State with four points, three rebounds and eight shots attempted
- Had a career high seven points and nine rebounds in 22 minutes vs. Dallas Christian

Season Highs

- Points**
7 vs. Dallas Christian (1/3/22)
- Rebounds**
9 vs. Dallas Christian (1/3/22)
- Field Goals Made**
3, twice, last vs. Dallas Christian (1/3/22)
- Field Goal Attempts**
8 at ISU (12/21/21)
- 3-Pt Field Goals Made**
1, twice, last vs. Dallas Christian (1/3/22)
- 3-Pt Field Goal Attempts**
3 at ISU (12/21/21)
- Free Throws Made**
2, 3x, last vs. St. Mary's (11/29/21)
- Free Throw Attempts**
4 vs. TAMU-CC (11/21/21)
- Assists**
1, twice, last vs. St. Mary's (11/29/21)
- Steals**
1 at Oklahoma (11/12/21)
- Blocked Shots**
1, 3x, last at ODU (1/13/22)
- Minutes**
22 vs. Dallas Christian (1/3/22)

Career Highs

- Points**
7 vs. Dallas Christian (1/3/22)
- Rebounds**
9 vs. Dallas Christian (1/3/22)
- Field Goals Made**
3, twice, last vs. Dallas Christian (1/3/22)
- Field Goal Attempts**
8 at ISU (12/21/21)
- 3-Pt Field Goals Made**
1, twice, last vs. Dallas Christian (1/3/22)
- 3-Pt Field Goal Attempts**
3 at ISU (12/21/21)
- Free Throws Made**
2, 3x, last vs. St. Mary's (11/29/21)
- Free Throw Attempts**
4 vs. TAMU-CC (11/21/21)
- Assists**
1, twice, last vs. St. Mary's (11/29/21)
- Steals**
1 at Oklahoma (11/12/21)
- Blocked Shots**
1, 3x, last at ODU (1/13/22)
- Minutes**
22 vs. Dallas Christian (1/3/22)

Farmer's 2021-22 Game-by-Game


Opponent	Date	gs	min	Total		3-Pointers		Free throws		Rebounds				pf	a	t/o	blk	stl	pts	avg
				fg-fga	pct	3fg-fga	pct	ft-fa	pct	off	def	tot	avg							
TRINITY (TX)	11/09/21	16	16	3-6	.500	0-1	.000	0-0	.000	3	2	5	5.0	1	0	0	0	0	6	6.0
at Oklahoma	11/12/21	16	16	1-5	.200	1-2	.500	2-2	1.000	2	3	5	5.0	1	0	4	0	1	5	5.5
IUPUI	11/17/21	3	3	0-0	.000	0-0	.000	0-0	.000	0	1	1	3.7	0	0	0	0	0	0	3.7
A&M-CORPUS CHRISTI	11/21/21	9	9	1-2	.500	0-1	.000	2-4	.500	0	2	2	3.3	0	0	0	0	0	4	3.8
LAMAR UNIVERSITY	11/24/21	8	8	0-1	.000	0-0	.000	0-0	.000	0	2	2	3.0	0	1	0	0	0	0	3.0
ST. MARY'S (TX)	11/29/21	6	6	0-0	.000	0-0	.000	2-3	.667	0	2	2	2.8	0	1	0	0	0	2	2.8
at Grand Canyon	12/02/21	4	4	0-3	.000	0-1	.000	0-0	.000	2	0	2	2.7	2	0	1	0	0	0	2.4
UTRGV	12/17/21	5	5	0-2	.000	0-0	.000	0-0	.000	1	1	2	2.6	1	0	1	0	0	0	2.1
at Illinois St.	12/21/21	16	16	2-8	.250	0-3	.000	0-0	.000	3	0	3	2.7	2	0	0	0	0	4	2.3
at UAB	01/01/22	13	13	0-2	.000	0-1	.000	0-0	.000	0	1	1	2.5	2	0	1	1	0	0	2.1
DALLAS CHRISTIAN	01/03/22	22	22	3-6	.500	1-1	1.000	0-0	.000	4	5	9	3.1	2	0	5	1	0	7	2.5
at Old Dominion	01/13/22	11	11	2-5	.400	0-2	.000	0-0	.000	0	2	2	3.0	2	0	0	1	0	4	2.7
Totals		0	129	12-40	.300	2-12	.167	6-9	.667	15	21	36	3.0	13	2	12	3	1	32	2.7

Games played: 12
Minutes/game: 10.8
Points/game: 2.7
FG Pct: 30.0
3FG Pct: 16.7
FT Pct: 66.7

Rebounds/game: 3.0
Assists/game: 0.2
Turnovers/game: 1.0
Assist/turnover ratio: 0.2
Steals/game: 0.1
Blocks/game: 0.3

Farmer's Career Stats

Season	gp-gs	min/avg	Total		3-Point		F-Throws		Rebounds				Scoring							
			fg-fga	pct	fg-fga	pct	ft-fa	pct	off	def	tot	avg	pf	fo	ast	to	blk	stl	pts	avg
2021-22	12-0	129/10.8	12-40	.300	2-12	.167	6-9	.667	15	21	36	3.0	13	0	2	12	3	1	32	2.7
TOTAL	12-0	129/10.8	12-40	.300	2-12	.167	6-9	.667	15	21	36	3.0	13	0	2	12	3	1	32	2.7



10 • ERIK CZUMBEL

6-3 • 200 • JUNIOR-2L • GUARD

VERONA, ITALY / LICEO LEONARDO DA VINCI

As a Junior (2021-22)

- Played 17 minutes off the bench in a season-opening win over Trinity, with three points, three steals and three assists
- Logged 27 minutes off the bench at Oklahoma
- Played a season-high 30 minutes in a win over Denver, with four points, three assists and three rebounds
- Had his fourth three-assist game in 21 minutes vs. Texas A&M-Corpus Christi
- Played 29 minutes with two points and three boards in a win over St. Mary's
- Grabbed five rebounds at Grand Canyon
- Played 11 minutes in a win over Sam Houston as he returned to action after missing practice during the week with non-COVID illness
- Went a season-high 31 minutes in his first start of the year vs. UTRGV
- Made second straight start with 23 minutes at ISU
- Sank his first 3-pointer of the year vs. Dallas Christian
- Had the most productive game of his career at ODU, setting career highs in points (16), field goals (seven), field-goals made (11) and minutes (32)

Season Highs

Points
16 at ODU (1/13/22)

Rebounds
5, 2x, last at Grand Canyon (12/2/21)

Field Goals Made
7 at ODU (1/13/22)

Field Goal Attempts
11 at ODU (1/13/22)

3-Pt Field Goals Made
1, twice, last at ODU (1/13/22)

3-Pt Field Goal Attempts
5 at ODU (1/13/22)

Free Throws Made
2, twice, last vs. St. Mary's (11/29/21)

Free Throw Attempts
3, twice last at ODU (1/13/22)

Assists
4 vs. UTRGV (12/17/21)

Steals
3 vs. Trinity (11/9/21)

Blocked Shots
1, twice, last vs. St. Mary's (11/29/21)

Minutes
32 at ODU (1/13/22)

Career Highs

Points
16 at ODU (1/13/22)

Rebounds
6, twice, last at Charlotte (2/8/20)

Field Goals Made
7 at ODU (1/13/22)

Field Goal Attempts
11 at ODU (1/13/22)

3-Pt Field Goals Made
3, 7x

3-Pt Field Goal Attempts
7 vs. FAU (2/13/21)

Free Throws Made
7 vs. Lamar (12/22/20)

Free Throw Attempts
9 vs. Lamar (12/22/20)

Assists
5, 3x, last vs. SW Adventist (3/4/21)

Steals
4 at FIU (2/6/21)

Blocked Shots
1, 6x, last vs. St. Mary's (11/29/21)

Czumbel's 2020-21 Game-by-Game

Opponent	Date	gs	min	Total		3-Pointers		Free throws		Rebounds				pf	a	t/o	blk	stl	pts	avg
				fg-fga	pct	3fg-fga	pct	ft-fa	pct	off	def	tot	avg							
TRINITY (TX)	11/09/21	17	1-3	.333	0-0	.000	1-2	.500	0	1	1	1.0	2	3	0	0	3	3	3.0	
at Oklahoma	11/12/21	27	1-4	.250	0-2	.000	0-1	.000	1	1	2	1.5	2	3	1	0	0	2	2.5	
TEX. A&M-COMMERCE	11/15/21	23	1-3	.333	0-0	.000	0-1	.000	1	4	5	2.7	2	2	2	0	0	2	2.3	
DENVER	11/16/21	30	1-4	.250	0-2	.000	2-2	1.000	0	3	3	2.8	1	3	0	0	0	4	2.8	
IUPUI	11/17/21	27	0-1	.000	0-0	.000	0-0	.000	0	1	1	2.4	2	0	1	0	0	0	2.2	
A&M-CORPUS CHRISTI	11/21/21	21	0-2	.000	0-2	.000	0-0	.000	0	3	3	2.5	2	3	0	1	0	0	1.8	
LAMAR UNIVERSITY	11/24/21	12	1-1	1.000	0-0	.000	1-3	.333	0	0	0	2.1	4	0	2	0	0	3	2.0	
ST. MARY'S (TX)	11/29/21	29	0-3	.000	0-1	.000	2-2	1.000	2	1	3	2.3	0	1	2	1	0	2	2.0	
at Grand Canyon	12/02/21	24	0-1	.000	0-0	.000	0-0	.000	0	5	5	2.6	4	2	0	0	0	1	1.8	
vs Sam Houston State	12/11/21	11	0-0	.000	0-0	.000	0-0	.000	0	1	1	2.4	1	1	0	0	0	0	1.8	
UTRGV	12/17/21	31	1-5	.200	0-1	.000	0-0	.000	0	1	1	2.3	1	4	0	0	0	2	1.6	
at Illinois St.	12/21/21	23	2-5	.400	0-2	.000	0-0	.000	0	2	2	2.3	3	2	1	0	1	4	1.8	
at UAB	01/01/22	11	0-0	.000	0-0	.000	0-0	.000	0	0	0	2.1	0	2	1	0	0	0	1.7	
DALLAS CHRISTIAN	01/03/22	13	1-2	.500	1-2	.500	0-0	.000	0	2	2	2.1	1	2	0	1	1	3	1.8	
SOUTHERN MISS	01/06/22	25	1-1	1.000	0-0	.000	1-2	.500	0	2	2	2.1	3	1	0	0	0	3	1.9	
LOUISIANA TECH	01/08/22	14	0-1	.000	0-0	.000	0-0	.000	0	2	2	2.1	0	1	0	0	0	0	1.8	
at Old Dominion	01/13/22	32	7-11	.636	1-5	.200	1-3	.333	0	2	2	2.1	2	1	0	0	0	16	2.6	
Totals		2	370	17-47	.362	2-17	.118	8-16	.500	4	31	35	2.1	30	31	10	3	5	44	2.6

Games played: 17
Minutes/game: 21.8
Points/game: 2.6
FG Pct: 36.2
3FG Pct: 11.8
FT Pct: 50.0

Rebounds/game: 2.1
Assists/game: 1.8
Turnovers/game: 0.6
Assist/turnover ratio: 3.1
Steals/game: 0.3
Blocks/game: 0.2

Czumbel's Career Stats

Season	gp-gs	min/avg	Total		3-Point		F-Throws		Rebounds				Scoring							
			fg-fga	pct	fg-fga	pct	ft-fa	pct	off	def	tot	avg	pf	fo	ast	to	blk	stl	pts	avg
2019-20	32-24	708/22.1	44-116	.379	30-82	.366	15-17	.882	4	54	58	1.8	78	2	47	40	3	15	133	4.2
2020-21	25-7	566/22.6	30-77	.390	20-52	.385	23-29	.793	4	45	49	2.0	55	2	44	19	1	14	103	4.1
2021-22	17-2	370/21.8	17-47	.362	2-17	.118	8-16	.500	4	31	35	2.1	30	0	31	10	3	5	44	2.6
TOTAL	74-33	1644/22.2	91-240	.379	52-151	.344	46-62	.742	12	130	142	1.9	163	4	122	69	7	34	280	3.8



11 • LACHLAN BOFINGER

6-6 • 220 • SOPHOMORE - 1L • FORWARD

SYDNEY, AUSTRALIA / MONTEVERDE ACADEMY [FLA.]

As a Sophomore (2021-22)

- Had six points, six rebounds and three assists in the season opener vs. Trinity
- Logged eight minutes at Oklahoma
- Grabbed 11 rebounds in 14 minutes vs. Denver, including a key chase-down block late in the game that was highlighted by Coach Steve Henson as a game-changing play
- Swatted two shots in a win over Lamar with four points and five rebounds in 13 minutes
- Had a strong second-half stretch before rolling his ankle in a win over St. Mary's, scoring eight points with three rebounds
- Made first career start vs. UTRGV, logging 16 minutes with three boards
- Grabbed a team-leading 10 rebounds in a win over Dallas Christian
- Had five rebounds and six points at ODU

Season Highs

Points

8 vs. St. Mary's (11/29/21)

Rebounds

11 vs. Denver (11/16/21)

Field Goals Made

4 vs. St. Mary's (11/29/21)

Field Goal Attempts

8 vs. Trinity (11/9/21)

3-Pt Field Goals Made

3-Pt Field Goal Attempts

2 vs. Trinity (11/9/21)

Free Throws Made

2 at ODU (1/13/22)

Free Throw Attempts

6 at ODU (1/13/22)

Assists

3 vs. Trinity (11/9/21)

Steals

2, twice, last at ISU (12/21/21)

Blocked Shots

2 vs. Lamar (11/24/21)

Minutes

23 vs. Dallas Christian (1/3/22)

UTSA Career Highs

Points

14 vs. SW Adventist (3/4/21)

Rebounds

14 vs. SW Adventist (3/4/21)

Field Goals Made

7 vs. SW Adventist (3/4/21)

Field Goal Attempts

11 vs. SW Adventist (3/4/21)

3-Pt Field Goals Made

3-Pt Field Goal Attempts

2 vs. Trinity (11/9/21)

Free Throws Made

2, twice, last at ODU (1/13/22)

Free Throw Attempts

6 at ODU (1/13/22)

Assists

3, twice, last vs. Trinity (11/9/21)

Steals

3 vs. SW Adventist (3/4/21)

Blocked Shots

2, 3x, last vs. Lamar (11/24/21)

Bofinger's 2021-22 Game-by-Game

Opponent	Date	gs	min	Total		3-Pointers		Free throws		Rebounds				pf	a	t/o	blk	stl	pts	avg
				fg-fga	pct	3fg-fga	pct	ft-fa	pct	off	def	tot	avg							
TRINITY (TX)	11/09/21	15	3-8	.375	0-2	.000	0-0	.000	3	3	6	6.0	0	3	1	0	1	6	6.0	
at Oklahoma	11/12/21	8	1-4	.250	0-1	.000	0-0	.000	1	2	3	4.5	1	0	0	0	0	2	4.0	
TEX. A&M-COMMERCE	11/15/21	8	1-2	.500	0-0	.000	0-0	.000	0	0	0	3.0	0	0	1	1	0	2	3.3	
DENVER	11/16/21	14	1-1	1.000	0-0	.000	0-0	.000	1	10	11	5.0	1	0	1	1	0	2	3.0	
IUPUI	11/17/21	14	1-4	.250	0-0	.000	1-2	.500	1	0	1	4.2	1	1	1	0	2	3	3.0	
A&M-CORPUS CHRISTI	11/21/21	6	1-3	.333	0-0	.000	0-0	.000	2	1	3	4.0	4	0	1	0	0	2	2.8	
LAMAR UNIVERSITY	11/24/21	13	2-4	.500	0-1	.000	0-0	.000	2	3	5	4.1	0	1	2	2	0	4	3.0	
ST. MARY'S (TX)	11/29/21	13	4-6	.667	0-0	.000	0-0	.000	3	0	3	4.0	0	1	0	1	0	8	3.6	
at Grand Canyon	12/02/21	2	0-0	.000	0-0	.000	0-0	.000	0	0	0	3.6	0	0	1	0	0	0	3.2	
vs Sam Houston State	12/11/21	5	0-0	.000	0-0	.000	0-0	.000	0	2	2	3.4	0	1	0	0	0	0	2.9	
UTRGV	12/17/21	16	0-2	.000	0-1	.000	0-0	.000	2	1	3	3.4	2	1	0	0	0	0	2.6	
at Illinois St.	12/21/21	10	1-1	1.000	0-0	.000	0-1	.000	2	0	2	3.3	2	1	0	0	2	2.6		
at UAB	01/01/22	15	1-1	1.000	0-0	.000	1-3	.333	1	3	4	3.3	2	1	0	0	1	3	2.6	
DALLAS CHRISTIAN	01/03/22	23	3-4	.750	0-0	.000	0-0	.000	6	4	10	3.8	0	2	0	0	0	6	2.9	
SOUTHERN MISS.	01/06/22	11	0-0	.000	0-0	.000	0-1	.000	0	3	3	3.7	1	1	0	0	0	0	2.7	
LOUISIANA TECH	01/08/22	19	1-1	1.000	0-0	.000	0-0	.000	1	2	3	3.7	1	1	1	0	0	2	2.6	
at Old Dominion	01/13/22	21	2-4	.500	0-1	.000	2-6	.333	2	3	5	3.8	0	0	1	0	0	6	2.8	
Totals		3	213	22-45	.489	0-6	.000	4-13	.308	27	37	64	3.8	15	14	10	5	6	48	2.8

Games played: 17
 Minutes/game: 12.5
 Points/game: 2.8
 FG Pct: 48.9
 3FG Pct: 0.0
 FT Pct: 30.8

Rebounds/game: 3.8
 Assists/game: 0.8
 Turnovers/game: 0.6
 Assist/turnover ratio: 1.4
 Steals/game: 0.4
 Blocks/game: 0.3

Bofinger's Career Stats

Season	gp-gs	min/avg	Total		3-Point		F-Throws		Rebounds				Scoring							
			fg-fga	pct	fg-fga	pct	ft-fa	pct	off	def	tot	avg	pf	fo	ast	to	blk	stl	pts	avg
2020-21	17-0	168/9.9	26-50	.520	0-3	.000	2-4	.500	19	35	54	3.2	20	1	10	11	7	11	54	3.2
2021-22	17-3	213/12.5	22-45	.489	0-6	.000	4-13	.308	27	37	64	3.8	15	0	14	10	5	6	48	2.8
TOTAL	34-3	381/11.2	48-95	.505	0-9	.000	6-17	.353	46	72	118	3.5	35	1	24	21	12	17	102	3.0



12 • PHOENIX FORD

6-8 • 225 • R-SENIOR - 2L • FORWARD

ST. PETERSBURG, FLA. / ST. PETERSBURG HS / RICHMOND / MISS. GULF COAST

As a Senior (2021-22)

- Grabbed three rebounds and had four points in a win over Trinity in the season opener
- Had five rebounds at Oklahoma in 11 minutes
- Played 14 minutes in outings vs. Texas A&M-Commerce and IUPUI
- Logged 20 minutes with three boards and two points vs. Texas A&M-Corpus Christi
- Sank his first career 3-point attempt in a win over Lamar, going for five points and three rebounds in 18 minutes
- Played 21 minutes with three points and six boards in a win over St. Mary's
- Missed UTSA's games at Illinois State due to the birth of his first child and missed games vs. UAB and Dallas Christian due to COVID-19 protocols
- Returned to action with 10 minutes and two boards vs. Southern Miss

Season Highs

Points

5 vs. Lamar (11/24/21)

Rebounds

6 vs. St. Mary's (11/29/21)

Field Goals Made

2 vs. Lamar (11/24/21)

Field Goal Attempts

3, twice, last vs. St. Mary's (11/29/21)

3-Pt Field Goals Made

1 vs. Lamar (11/24/21)

3-Pt Field Goal Attempts

1, 2x, last at Grand Canyon (12/2/21)

Free Throws Made

2 vs. Trinity (11/9/21)

Free Throw Attempts

4, twice, last vs. St. Mary's (11/29/21)

Assists

2 vs. Lamar (11/24/21)

Steals

1, 3x, last vs. Lamar (11/24/21)

Blocked Shots

1, twice, last vs. Sam Houston

(12/11/21)

Minutes

21 vs. St. Mary's (11/29/21)

Ford's 2021-22 Game-by-Game

Opponent	Date	gs	min	Total		3-Pointers		Free throws			Rebounds				pf	a	t/o	blk	stl	pts	avg
				fg-fga	pct	3fg-fga	pct	ft-fga	pct	off	def	tot	avg								
TRINITY (TX)	11/09/21	14	1-2	500	0-0	000	2-4	500	3	0	3	3.0	0	1	0	0	1	4	4.0		
at Oklahoma	11/12/21	11	0-1	000	0-0	000	0-2	000	3	2	5	4.0	3	1	1	0	0	0	2.0		
TEX. A&M-COMMERCE	11/15/21	14	1-2	500	0-0	000	0-2	000	1	1	2	3.3	2	0	1	0	1	2	2.0		
DENVER	11/16/21	10	0-1	000	0-0	000	0-0	000	1	0	1	2.8	3	0	1	0	0	0	1.5		
IUPUI	11/17/21	14	1-2	500	0-0	000	0-0	000	2	0	2	2.6	3	1	1	0	1	2	1.6		
A&M-CORPUS CHRISTI	11/21/21	20	1-2	500	0-0	000	0-0	000	1	2	3	2.7	2	1	0	0	0	2	1.7		
LAMAR UNIVERSITY	11/24/21	18	2-3	667	1-1	1000	0-0	000	0	3	3	2.7	5	2	0	1	1	5	2.1		
ST. MARY'S (TX)	11/29/21	21	1-3	333	0-0	000	1-4	250	3	3	6	3.1	5	0	1	0	0	3	2.3		
at Grand Canyon	12/02/21	11	0-2	000	0-1	000	0-0	000	0	3	3	3.1	1	0	0	0	0	0	2.0		
vs Sam Houston State	12/11/21	10	1-1	1000	0-0	000	0-0	000	0	1	1	2.9	1	0	0	1	0	2	2.0		
UTRGV	12/17/21	15	1-3	333	0-0	000	0-2	000	4	1	5	3.1	2	0	2	0	0	2	2.0		
SOUTHERN MISS.	01/06/22	10	0-0	000	0-0	000	0-0	000	2	0	2	3.0	3	0	0	0	0	0	1.8		
LOUISIANA TECH	01/08/22	14	0-3	000	0-0	000	0-0	000	2	1	3	3.0	2	0	2	1	0	0	1.7		
at Old Dominion	01/13/22	19	1-1	1000	0-0	000	1-2	500	0	4	4	3.1	3	0	1	0	0	3	1.8		
Totals		0	201	10-26	385	1-2	500	4-16	250	22	21	43	3.1	35	6	10	3	4	25	1.8	

Games played: 14
 Minutes/game: 14.4
 Points/game: 1.8
 FG Pct: 38.5
 3FG Pct: 50.0
 FT Pct: 25.0

Rebounds/game: 3.1
 Assists/game: 0.4
 Turnovers/game: 0.7
 Assist/turnover ratio: 0.6
 Steals/game: 0.3
 Blocks/game: 0.2

UTSA Career Highs

Points

6 vs. SW Adventist (3/4/21)

Rebounds

6 vs. SW Adventist (3/4/21)

Field Goals Made

2, 3x, last vs. Lamar (11/24/21)

Field Goal Attempts

4 vs. Our Lady of the Lake (12/20/20)

3-Pt Field Goals Made

1 vs. Lamar (11/24/21)

3-Pt Field Goal Attempts

1, 2x, last at Grand Canyon (12/2/21)

Free Throws Made

4 vs. SW Adventist (3/4/21)

Free Throw Attempts

4, 3x, last vs. St. Mary's (11/29/21)

Assists

2, 3x, last vs. Lamar (11/24/21)

Steals

2 vs. Our Lady of the Lake (12/20/20)

Blocked Shots

1, 4x, last vs. Sam Houston (12/11/21)

Ford's Career Stats

Season	gp-gs	min/avg	Total		3-Point		F-Throws			Rebounds				Scoring						
			fg-fga	pct	fg-fga	pct	ft-fga	pct	off	def	tot	avg	pf	fo	ast	to	blk	stl	pts	avg
2019-20	9-0	23/2.6	3-10	300	0-0	000	6-10	600	7	4	11	1.2	4	0	0	2	1	0	12	1.3
2020-21	23-2	229/10.0	14-28	500	0-0	000	7-9	778	23	37	60	2.6	48	1	9	9	1	6	35	1.5
2021-22	14-0	201/14.4	10-26	385	1-2	500	4-16	250	22	21	43	3.1	35	2	6	10	3	4	25	1.8
TOTAL	46-2	453/9.8	27-64	422	1-2	500	17-35	486	52	62	114	2.5	87	3	15	21	5	10	72	1.6



13 • ARTAN JABBAR

5-11 • 185 • JUNIOR - 1L • GUARD

FORT WORTH, TEXAS / SOUTHWEST CHRISTIAN SCHOOL / DALLAS BAPTIST

As a Junior (2021-22)

- Played five minutes off the bench in the season opener
- Saw action at Oklahoma, playing three minutes
- Played a minute at Illinois State, lofting a 3-pointer
- Logged 14 minutes with seven points scored in a win over Dallas Christian

Season Highs

Points
7 vs. Dallas Christian (1/3/22)

Rebounds
2 vs. Dallas Christian (1/3/22)

Field Goals Made
3 vs. Dallas Christian (1/3/22)

Field Goal Attempts
7 vs. Dallas Christian (1/3/22)

3-Pt Field Goals Made
1 vs. Dallas Christian (1/3/22)

3-Pt Field Goal Attempts
4 vs. Dallas Christian (1/3/22)

Free Throws Made
-

Free Throw Attempts
2 vs. Trinity (11/9/21)

Assists
2 vs. Trinity (11/9/21)

Steals
-

Blocked Shots
-

Minutes
14 vs. Dallas Christian (1/3/22)

Career Highs

Points
14 vs. Dallas Christian (12/10/19)

Rebounds
3 vs. SW Adventist (3/4/21)

Field Goals Made
5 vs. Dallas Christian (12/10/19)

Field Goal Attempts
10 vs. Dallas Christian (12/10/19)

3-Pt Field Goals Made
4 vs. Dallas Christian (12/10/19)

3-Pt Field Goal Attempts
9 vs. Dallas Christian (12/10/19)

Free Throws Made
1, twice, last vs. St. Edwards (2/20/20)

Free Throw Attempts
2, 3x, last vs. Trinity (11/9/21)

Assists
2 vs. Trinity (11/19/21)

Steals
1, twice, last vs. Texas A&M-International (1/2/20)

Blocked Shots
-

Jabbar's 2021-22 Game-by-Game

#13 Artan Jabbar																				
Opponent	Date	gs	min	Total		3-Pointers		Free throws		Rebounds				pf	a	t/o	blk	stl	pts	avg
				fg-fga	pct	3fg-fga	pct	ft-fa	pct	off	def	tot	avg							
TRINITY (TX)	11/09/21	5		0-2	.000	0-2	.000	0-2	.000	0	0	0	0.0	0	2	0	0	0	0	0.0
at Oklahoma	11/12/21	3		0-0	.000	0-0	.000	0-0	.000	0	0	0	0.0	0	0	0	0	0	0.0	
at Illinois St.	12/21/21	1		0-1	.000	0-1	.000	0-0	.000	0	0	0	0.0	0	0	0	0	0	0.0	
DALLAS CHRISTIAN	01/03/22	14		3-7	.429	1-4	.250	0-0	.000	0	2	2	0.5	2	1	1	0	0	7	1.9
Totals		0	23	3-10	.300	1-7	.143	0-2	.000	0	2	2	0.5	2	3	1	0	0	7	1.8

Games played: 4
Minutes/game: 5.8
Points/game: 1.8
FG Pct: 30.0
3FG Pct: 14.3
FT Pct: 0.0

Rebounds/game: 0.5
Assists/game: 0.8
Turnovers/game: 0.3
Assist/turnover ratio: 3.0

Jabbar's Career Stats

Season	gp-gs	min/avg	Total		3-Point		F-Throws		Rebounds				pf	fo	ast	to	blk	stl	Scoring	
			fg-fga	pct	fg-fga	pct	ft-fa	pct	off	def	tot	avg							pts	avg
2020-21	6-0	22/3.7	2-10	.200	2-9	.222	0-0	.000	0	4	4	0.7	0	0	0	1	0	0	6	1.0
2021-22	4-0	23/5.8	3-10	.300	1-7	.143	0-2	.000	0	2	2	0.5	2	0	3	1	0	0	7	1.8
TOTAL	10-0	45/4.5	5-20	.250	3-16	.188	0-2	.000	0	6	6	0.6	2	0	3	2	0	0	13	1.3



20 • LAMIN SABALLY

6-7 • 195 • FRESHMAN - HS • GUARD

BERLIN, GERMANY / BELLA VISTA [ARIZ.] PREP

As a Freshman

- Had five points, four rebounds and one steal in his collegiate debut in the season opener vs. Trinity
- Made road collegiate debut with six minutes at Oklahoma
- Played 11 minutes with four points vs. Texas A&M-Corpus Christi
- Made first career start in a win over Lamar
- Played eight minutes with two points and three rebounds in his second career start, a win over St. Mary's
- Made the start at his hometown Grand Canyon (played HS in Phoenix area), logging a career-high 15 minutes with four points and three boards
- Logged a career-high 17 minutes in his fourth straight start, a win over Sam Houston
- Played career-best 20 minutes at Illinois State, grabbing a career-high seven boards
- Sank his first four 3-pointers and had a career-high 15 points and six rebounds vs. Dallas Christian
- Second straight game in double figures, going for 10 points in 17 minutes vs. LA Tech, spalshing a pair of treys

Season Highs

- Points**
15 vs. Dallas Christian (1/3/22)
- Rebounds**
7 at ISU (12/21/21)
- Field Goals Made**
5 vs. Dallas Christian (1/3/22)
- Field Goal Attempts**
7, twice, last vs. Dallas Christian (1/3/22)
- 3-Pt Field Goals Made**
4 vs. Dallas Christian (1/3/22)
- 3-Pt Field Goal Attempts**
4 vs. Dallas Christian (1/3/22)
- Free Throws Made**
2 vs. LA Tech (1/8/22)
- Free Throw Attempts**
2, twice, last vs. LA Tech (1/8/22)
- Assists**
2 vs. Dallas Christian (1/3/22)
- Steals**
1 vs. Trinity (11/9/21)
- Blocked Shots**
1 at ODU (1/13/22)
- Minutes**
22 at ODU (1/13/22)

Career Highs

- Points**
15 vs. Dallas Christian (1/3/22)
- Rebounds**
7 at ISU (12/21/21)
- Field Goals Made**
5 vs. Dallas Christian (1/3/22)
- Field Goal Attempts**
7, twice, last vs. Dallas Christian (1/3/22)
- 3-Pt Field Goals Made**
4 vs. Dallas Christian (1/3/22)
- 3-Pt Field Goal Attempts**
4 vs. Dallas Christian (1/3/22)
- Free Throws Made**
2 vs. LA Tech (1/8/22)
- Free Throw Attempts**
2, twice, last vs. LA Tech (1/8/22)
- Assists**
2 vs. Dallas Christian (1/3/22)
- Steals**
1 vs. Trinity (11/9/21)
- Blocked Shots**
1 at ODU (1/13/22)
- Minutes**
22 at ODU (1/13/22)

Sabally's 2021-22 Game-by-Game

Opponent	Date	gs	min	Total		3-Pointers		Free throws			Rebounds				pf	a	t/o	blk	stl	pts	avg
				fg-fga	pct	3fg-fga	pct	ft-fa	pct	off	def	tot	avg								
TRINITY (TX)	11/09/21	12		2-7	.286	0-1	.000	1-1	1.000	1	3	4	4.0	1	0	2	0	1	5	5.0	
at Oklahoma	11/12/21	6		0-0	.000	0-0	.000	0-0	.000	0	1	1	2.5	0	0	0	0	0	0	2.5	
A&M-CORPUS CHRISTI	11/21/21	11		2-2	1.000	0-0	.000	0-0	.000	0	0	0	1.7	0	0	0	0	0	4	3.0	
LAMAR UNIVERSITY	11/24/21	* 7		0-2	.000	0-1	.000	0-0	.000	2	0	2	1.8	0	0	1	0	0	0	2.3	
ST. MARY'S (TX)	11/29/21	* 8		1-2	.500	0-0	.000	0-0	.000	2	1	3	2.0	0	0	0	0	0	2	2.2	
at Grand Canyon	12/02/21	* 15		2-2	1.000	0-0	.000	0-0	.000	1	2	3	2.2	0	0	0	0	0	4	2.5	
vs Sam Houston State	12/11/21	* 17		0-1	.000	0-0	.000	0-0	.000	0	1	1	2.0	0	1	0	0	0	0	2.1	
UTRGV	12/17/21	* 11		0-2	.000	0-1	.000	0-0	.000	1	1	2	2.0	1	0	2	0	0	0	1.9	
at Illinois St.	12/21/21	* 20		0-4	.000	0-2	.000	0-0	.000	4	3	7	2.6	1	1	0	0	0	0	1.7	
at UAB	01/01/22	5		0-0	.000	0-0	.000	0-0	.000	1	0	1	2.4	0	0	1	0	0	0	1.5	
DALLAS CHRISTIAN	01/03/22	15		5-7	.714	4-4	1.000	1-2	.500	2	4	6	2.7	0	2	2	2	0	15	2.7	
LOUISIANA TECH	01/08/22	17		3-5	.600	2-3	.667	2-2	1.000	0	0	0	2.5	0	0	0	0	0	10	3.3	
at Old Dominion	01/13/22	* 22		1-6	.167	0-3	.000	0-0	.000	1	1	2	2.5	3	0	1	1	0	2	3.2	
Totals		7	166	16-40	.400	6-15	.400	4-5	.800	15	17	32	2.5	6	4	9	3	1	42	3.2	

Games played: 13
Minutes/game: 12.8
Points/game: 3.2
FG Pct: 40.0
3FG Pct: 40.0
FT Pct: 80.0

Rebounds/game: 2.5
Assists/game: 0.3
Turnovers/game: 0.7
Assist/turnover ratio: 0.4
Steals/game: 0.1
Blocks/game: 0.2

Sabally's Career Stats

Season	gp-gs	min/avg	Total		3-Point		F-Throws		Rebounds				Scoring							
			fg-fga	pct	fg-fga	pct	ft-fa	pct	off	def	tot	avg	pf	fo	ast	to	blk	stl	pts	avg
2021-22	13-7	166/12.8	16-40	.400	6-15	.400	4-5	.800	15	17	32	2.5	6	0	4	9	3	1	42	3.2
TOTAL	13-7	166/12.8	16-40	.400	6-15	.400	4-5	.800	15	17	32	2.5	6	0	4	9	3	1	42	3.2

21 • JORDAN IVY-CURRY

6-2 • 175 • SOPHOMORE - 1L • GUARD

LA MARQUE, TEXAS / LA MARQUE HS



As a Sophomore

- Had a new career high with 19 points over 25 minutes, adding two assists and two steals in a season-opening win over Trinity
- Reached double figures for the second straight game to open the year, going for 10 points on 3 of 15 shooting at Oklahoma
- Had 14 points and four assists in 32 minutes vs. Texas A&M-Commerce
- Splashed a career-high 27 points on 10 of 19 shooting and 5 of 9 from deep in a win over Denver, adding four rebounds and three steals
- Had nine points and four assists in 35 minutes of a comeback win over IUPUI
- Went for 21 points, four rebounds, three assists and three steals vs. Texas A&M-Corpus Christi
- Had 13 points and four assists in 33 minutes in a win over Lamar
- Had five points and three rebounds in 19 minutes in a win over St. Mary's
- Went for 16 points, with four rebounds, three assists and one steal in 34 minutes of a win over Sam Houston in a return to the Greater Houston area at the Toyota Center
- Missed UTSA's game vs. UTRGV at at Illinois State due to UTSA COVID-19 Health and Safety Protocols
- Had a team-leading 17 points in 18 minutes vs. Dallas Christian, sinking five 3-pointers
- Went for 23 points and five rebounds in 31 minutes vs. Southern Miss
- Splashed 22 points with three assists vs. Louisiana Tech on Jan. 8
- Missed UTSA's games at ODU and Charlotte due to UTSA COVID-19 Health and Safety Protocols

Season Highs

Points
27 vs. Denver (11/16/21)

Rebounds
5 vs. USM (1/6/22)

Field Goals Made
10 vs. Denver (11/16/21)

Field Goal Attempts
19 vs. Denver (11/16/21)

3-Pt Field Goals Made
5, twice, last vs. Dallas Christian (1/3/22)

3-Pt Field Goal Attempts
10 vs. Dallas Christian (1/3/22)

Free Throws Made
6 vs. USM (1/6/22)

Free Throw Attempts
7 vs. USM (1/6/22)

Assists
4, 3x, last vs. Lamar (11/24/21)

Steals
3, twice, last vs. TAMU-CC (11/21/21)

Blocked Shots
1 vs. TAMUC (11/15/21)

Minutes
35 vs. IUPUI (11/17/21)

Career Highs

Points
27 vs. Denver (11/16/21)

Rebounds
6, 3x, last at FIU (2/6/21)

Field Goals Made
10 vs. Denver (11/16/21)

Field Goal Attempts
19 vs. Denver (11/16/21)

3-Pt Field Goals Made
5, twice last vs. Dallas Christian (1/3/22)

3-Pt Field Goal Attempts
10 vs. Dallas Christian (1/3/22)

Free Throws Made
5 vs. Southern Miss (1/23/21)

Free Throw Attempts
6, twice, last vs. Southern Miss (1/23/21)

Assists
6 vs. SW Adventist (3/4/21)

Steals
4 vs. SW Adventist (3/4/21)

Blocked Shots
1, 4x, last vs. TAMUC (11/15/21)

Ivy-Curry's 2021-22 Game-by-Game

Opponent	Date	gs	min	Total		3-Pointers		Free throws		Rebounds				pf	a	t/o	blk	stl	pts	avg	
				fg-fga	pct	3fg-fga	pct	ft-fa	pct	off	def	tot	avg								
TRINITY (TX)	11/09/21	*	25	6-12	.500	3-5	.600	4-4	1.000	1	0	1	1	0	2	0	0	2	19	19.0	
at Oklahoma	11/12/21	*	25	3-15	.200	1-4	.250	3-4	.750	0	3	3	2	0	0	1	0	1	10	14.5	
TEX. A&M-COMMERCE	11/15/21	*	32	6-16	.375	1-4	.250	0-0	0.000	1	1	2	2	0	4	6	1	1	13	14.0	
DENVER	11/16/21	*	34	10-19	.526	5-9	.556	2-3	.667	1	3	4	2	1	1	1	0	3	27	17.3	
IUPUI	11/17/21	*	35	3-14	.214	2-7	.286	1-2	.500	1	0	1	2	0	4	1	0	0	9	15.6	
A&M-CORPUS CHRISTI	11/21/21	*	32	7-16	.438	3-6	.500	4-4	1.000	1	3	4	2	3	3	4	0	3	21	16.5	
LAMAR UNIVERSITY	11/24/21	*	33	4-8	.500	1-3	.333	4-4	1.000	0	3	3	2	0	4	2	0	1	13	16.0	
ST. MARY'S (TX)	11/29/21	*	19	2-7	.286	1-1	1.000	0-0	0.000	0	3	3	2	0	3	4	0	0	5	14.5	
at Grand Canyon	12/02/21	*	30	3-13	.231	2-8	.250	0-0	0.000	3	0	3	2	3	2	3	0	1	8	13.9	
vs Sam Houston State at UAB	12/11/21	*	34	6-14	.429	2-6	.333	2-2	1.000	1	3	4	2	3	4	0	1	1	16	14.1	
DALLAS CHRISTIAN	01/01/22	*	20	3-10	.300	2-7	.286	1-2	.500	0	0	0	2	3	0	2	0	0	9	13.6	
SOUTHERN MISS	01/03/22	*	18	5-13	.385	5-10	.500	2-2	1.000	0	1	1	2	0	2	2	1	2	17	13.9	
LOUISIANA TECH	01/06/22	*	31	7-18	.389	3-8	.375	6-7	.857	1	4	5	2	2	0	2	0	1	23	14.6	
LOUISIANA TECH	01/08/22	*	29	9-17	.529	2-6	.333	2-7	.286	0	3	3	2	0	1	1	0	0	22	15.1	
Totals			14	397	74-192	.385	33-84	.393	31-41	.756	10	27	37	2.6	17	29	33	2	16	212	15.1

Games played: 14
Minutes/game: 28.4
Points/game: 15.1
FG Pct: 38.5
3FG Pct: 39.3
FT Pct: 75.6

Rebounds/game: 2.6
Assists/game: 2.1
Turnovers/game: 2.4
Assist/turnover ratio: 0.9
Steals/game: 1.1
Blocks/game: 0.1

Ivy-Curry's Career Stats

Season	gp-gs	min/avg	Total		3-Point		F-Throws		Rebounds				Scoring							
			fg-fga	pct	fg-fga	pct	ft-fa	pct	off	def	tot	avg	pf	fo	ast	to	blk	stl	pts	avg
2020-21	26-11	520/20.0	67-167	.401	24-64	.375	28-41	.683	38	34	72	2.8	44	1	40	21	3	19	186	7.2
2021-22	14-14	397/28.4	74-192	.385	33-84	.393	31-41	.756	10	27	37	2.6	17	0	29	33	2	16	212	15.1
TOTAL	40-25	917/22.9	141-359	.393	57-148	.385	59-82	.720	48	61	109	2.7	61	1	69	54	5	35	398	10.0



22 • CHRISTIAN TUCKER

6-3 • 170 • FRESHMAN - HS • GUARD

CHANDLER, ARIZ. / GILBERT PERRY HS

As a Freshman (2021-22)

- Made collegiate debut with 12 minutes - including nine first-half minutes - in an outing vs. Texas A&M-Commerce, with a steal and three points
- Played five minutes with two points in a win over Denver and six minutes vs. IUPUI
- Turned in the best game of his youthful career, going for nine points and two blocks in 12 minutes, including a 6 of 7 stretch from the free-throw line
- Played a career-high 18 minutes off the bench in a win over St. Mary's, scoring five points with a rebound and a steal
- Played 14 minutes at Grand Canyon, a school he grew up near and where his father played, sinking a pair at the line and dishing out two assists
- Logged a career-high 25 minutes with eight points and a career-high four rebounds vs. UTRGV
- Had the best game of his youthful career, collecting 12 points, four rebounds, two steals and two assists in a career-high 29 minutes at Illinois State
- Dished out six assists and had a career-high nine rebounds in 24 minutes vs. Dallas Christian
- Made second straight start vs. Southern Miss, collecting four points and four rebounds in 24 minutes

Season Highs

- Points**
12 at ISU (12/21/21)
- Rebounds**
9 vs. Dallas Christian (1/3/22)
- Field Goals Made**
3, twice, last at ISU (12/21/21)
- Field Goal Attempts**
7 vs. Dallas Christian (1/3/22)
- 3-Pt Field Goals Made**
1, 3x, last vs. Dallas Christian (1/3/22)
- 3-Pt Field Goal Attempts**
5 vs. Dallas Christian (1/3/22)
- Free Throws Made**
6, twice, last at ISU (12/21/21)
- Free Throw Attempts**
10 at ISU (12/21/21)
- Assists**
6 vs. Dallas Christian (1/3/22)
- Steals**
2 at ISU (12/21/21)
- Blocked Shots**
2 vs. Lamar (11/24/21)
- Minutes**
29 at ISU (12/21/21)

Career Highs

- Points**
12 at ISU (12/21/21)
- Rebounds**
9 vs. Dallas Christian (1/3/22)
- Field Goals Made**
3, twice, last at ISU (12/21/21)
- Field Goal Attempts**
7 vs. Dallas Christian (1/3/22)
- 3-Pt Field Goals Made**
1, 3x, last vs. Dallas Christian (1/3/22)
- 3-Pt Field Goal Attempts**
5 vs. Dallas Christian (1/3/22)
- Free Throws Made**
6, twice, last at ISU (12/21/21)
- Free Throw Attempts**
10 at ISU (12/21/21)
- Assists**
6 vs. Dallas Christian (1/3/22)
- Steals**
2 at ISU (12/21/21)
- Blocked Shots**
2 vs. Lamar (11/24/21)
- Minutes**
29 at ISU (12/21/21)

Tucker's 2021-22 Game-by-Game

Opponent	Date	gs	min	Total		3-Pointers		Free throws		Rebounds				pf	a	t/o	blk	stl	pts	avg
				fg-fga	pct	3fg-fga	pct	ft-fa	pct	off	def	tot	avg							
TEX. A&M-COMMERCE	11/15/21	12	1-2	500	0-0	000	1-2	500	0	1	1	1.0	4	0	1	0	1	3	3.0	
DENVER	11/16/21	5	1-2	500	0-1	000	0-0	000	0	0	0	0.5	2	0	1	0	0	2	2.5	
IUPUI	11/17/21	6	0-2	000	0-0	000	0-0	000	0	0	0	0.3	1	0	2	0	0	0	1.7	
A&M-CORPUS CHRISTI	11/21/21	2	0-2	000	0-0	000	0-0	000	0	0	0	0.3	1	0	0	0	0	0	1.3	
LAMAR UNIVERSITY	11/24/21	12	1-2	500	1-1	1000	6-7	857	0	0	0	0.2	2	0	0	2	0	9	2.8	
ST. MARY'S (TX)	11/29/21	18	1-3	333	0-1	000	3-4	750	0	1	1	0.3	0	0	2	0	1	5	3.2	
at Grand Canyon	12/02/21	14	0-1	000	0-0	000	2-2	1000	0	0	0	0.3	3	2	0	0	0	2	3.0	
vs Sam Houston State	12/11/21	4	0-0	000	0-0	000	0-0	000	0	0	0	0.3	0	0	1	0	1	0	2.6	
UTRGV	12/17/21	25	3-6	500	1-3	333	1-1	1000	1	3	4	0.7	1	0	1	0	0	8	3.2	
at Illinois St.	12/21/21	29	3-4	750	0-0	000	6-10	600	0	4	4	1.0	4	2	4	0	2	12	4.1	
at UAB	01/01/22	15	1-2	500	0-0	000	0-0	000	0	0	0	0.9	1	1	1	1	0	2	3.9	
DALLAS CHRISTIAN	01/03/22	* 24	1-7	143	1-5	200	2-2	1000	0	9	9	1.6	1	6	3	1	1	5	4.0	
SOUTHERN MISS.	01/06/22	* 24	1-4	250	0-0	000	2-2	1000	2	2	4	1.8	2	2	0	0	1	4	4.0	
LOUISIANA TECH	01/08/22	* 21	1-3	333	0-1	000	0-0	000	1	2	3	1.9	1	3	2	0	0	2	3.9	
at Old Dominion	01/13/22	* 26	1-6	167	0-1	000	2-2	1000	0	2	2	1.9	1	3	3	0	0	4	3.9	
Totals:		4	237	15-46	326	3-13	231	25-32	781	4	24	28	1.9	24	19	21	4	7	58	3.9

Games played: 15
Minutes/game: 15.8
Points/game: 3.9
FG Pct: 32.6
3FG Pct: 23.1
FT Pct: 78.1

Rebounds/game: 1.9
Assists/game: 1.3
Turnovers/game: 1.4
Assist/turnover ratio: 0.9
Steals/game: 0.5
Blocks/game: 0.3

Tucker's Career Stats

Season	gp-gs	min/avg	Total		3-Point		F-Throws		Rebounds				Scoring							
			fg-fga	pct	fg-fga	pct	ft-fa	pct	off	def	tot	avg	pf	fo	ast	to	blk	stl	pts	avg
2021-22	15-4	237/15.8	15-46	.326	3-13	.231	25-32	781	4	24	28	1.9	24	0	19	21	4	7	58	3.9
TOTAL	15-4	237/15.8	15-46	.326	3-13	.231	25-32	781	4	24	28	1.9	24	0	19	21	4	7	58	3.9

24 • JACOB GERMANY

6-11 • 235 • JUNIOR - 2L • CENTER

KINGSTON, OKLA. / KINGSTON HS



As a Junior (2021-22)

- Went for his second career 20+ point game in the season opener vs. Trinity, collecting 24 points with three rebounds, 10 made buckets and two blocks
- Had six points and two rebounds at Oklahoma
- Chipped in five points and six rebounds vs. Texas A&M-Commerce
- Played 30 minutes with 17 points and eight rebounds vs. Denver, dishing out three assists from the post
- Grabbed four rebounds with 15 points in 25 minutes vs. IUPUI
- Had a pair of steals vs. Texas A&M-Corpus Christi, owning five points and three boards
- Played 22 minutes with 13 points and four rebounds in a win over Lamar, including 10 points in the second half
- Despite battling foul trouble, played 19 minutes with 18 points and four rebounds in a win over St. Mary's
- Went for 18 points and 10 rebounds in 29 minutes at Grand Canyon, connecting on his first career 3-pointer and going 7 of 16 from the field
- Had 14 points, and a team-leading eight rebounds, adding three blocks and two assists in 30 minutes in a win over Sam Houston, going 6 of 6 from the line
- Battled cramps in UTSA's loss to UTRGV but went for 16 points, nine rebounds and two blocks in 25 minutes
- Had 17 points, five rebounds and a block in 30 minutes at Illinois State
- Had second double-double of the year at UAB, going for a career-high 26 points with six boards
- Went for 10 points and seven rebounds in 22 minutes vs. Dallas Christian
- Had 10 points and nine rebounds vs. Southern Miss
- Went for his third double-double of the year with 17 points and 13 rebounds vs. Louisiana Tech
- Had 12 points and seven boards in 29 minutes at ODU

Season Highs

- Points**
26 at UAB (1/1/22)
- Rebounds**
13 vs. LA Tech (1/8/22)
- Field Goals Made**
12 at UAB (1/1/22)
- Field Goal Attempts**
23 at UAB (1/1/22)
- 3-Pt Field Goals Made**
1 at Grand Canyon (12/2/21)
- 3-Pt Field Goal Attempts**
3 at Oklahoma (11/12/21)
- Free Throws Made**
6, twice, last vs. Sam Houston (12/11/21)
- Free Throw Attempts**
8 vs. St. Mary's (11/29/21)
- Assists**
3 vs. Denver (11/16/21)
- Steals**
3 vs. USM (1/6/22)
- Blocked Shots**
3 vs. Sam Houston (12/11/21)
- Minutes**
34 at UAB (1/1/22)

Career Highs

- Points**
26, twice, last at UAB (1/1/22)
- Rebounds**
15 at ODU (2/6/20)
- Field Goals Made**
13 vs. FAU (2/12/21)
- Field Goal Attempts**
23 at UAB (1/1/22)
- 3-Pt Field Goals Made**
1 at Grand Canyon (12/2/21)
- 3-Pt Field Goal Attempts**
3 at Oklahoma (11/12/21)
- Free Throws Made**
6, twice, last vs. Sam Houston (12/11/21)
- Free Throw Attempts**
8 vs. St. Mary's (11/29/21)
- Assists**
3, twice, last vs. Denver (11/16/21)
- Steals**
3 vs. USM (1/6/22)
- Blocked Shots**
5 vs. Southern Miss (1/22/21)

Germany's 2021-22 Game-by-Game

Opponent	Date	gs	min	Total		3-Pointers		Free throws		Rebounds				pf	a	t/o	blk	stl	pts	avg	
				fg-fga	pct	3fg-fga	pct	ft-fa	pct	off	def	tot	avg								
TRINITY (TX)	11/09/21	*	19	10-15	.667	0-0	.000	4-4	1.000	2	1	3	3.0	1	0	0	2	0	24	24.0	
at Oklahoma	11/12/21	*	23	3-10	.300	0-3	.000	0-0	.000	1	1	2	2.5	1	0	2	1	0	6	15.0	
TEX A&M-COMMERCE	11/15/21	*	26	1-3	.333	0-0	.000	3-6	.500	2	4	6	3.7	3	0	1	1	0	5	11.7	
DENVER	11/16/21	*	30	6-13	.462	0-1	.000	5-7	.714	3	5	8	4.8	2	3	2	0	0	17	13.0	
IUPUI	11/17/21	*	25	6-11	.545	0-0	.000	3-4	.750	1	3	4	4.6	1	2	2	1	0	15	13.4	
A&M-CORPUS CHRISTI	11/21/21	*	17	2-7	.286	0-0	.000	1-2	.500	1	2	3	4.3	3	0	2	1	2	5	12.0	
LAMAR UNIVERSITY	11/24/21	*	22	5-8	.625	0-1	.000	3-3	1.000	1	3	4	4.3	3	1	1	0	2	13	12.1	
ST. MARY'S (TX)	11/29/21	*	19	6-11	.545	0-0	.000	6-8	.750	2	2	4	4.3	4	0	2	1	2	18	12.9	
at Grand Canyon	12/02/21	*	29	7-16	.438	1-2	.500	3-3	1.000	6	4	10	4.9	2	1	3	0	0	18	13.4	
vs Sam Houston State	12/11/21	*	30	4-8	.500	0-0	.000	6-6	1.000	0	8	8	5.2	0	2	3	3	0	14	13.5	
UTRGV	12/17/21	*	25	5-14	.357	0-0	.000	6-6	1.000	5	4	9	5.5	0	2	2	0	2	16	13.7	
at Illinois St.	12/21/21	*	30	7-14	.500	0-1	.000	3-6	.500	4	1	5	5.5	4	0	2	1	1	17	14.0	
at UAB	01/01/22	*	34	12-23	.522	0-0	.000	2-4	.500	4	6	10	5.8	2	0	1	1	0	26	14.9	
DALLAS CHRISTIAN	01/03/22	*	22	5-9	.556	0-0	.000	0-0	.000	4	3	7	5.9	0	1	3	0	2	10	14.6	
SOUTHERN MISS	01/06/22	*	30	4-10	.400	0-0	.000	2-4	.500	3	6	9	6.1	0	3	0	3	10	14.3		
LOUISIANA TECH	01/08/22	*	25	7-14	.500	0-0	.000	3-4	.750	5	8	13	6.6	2	0	3	0	0	17	14.4	
at Old Dominion	01/13/22	*	29	4-11	.364	0-0	.000	4-4	1.000	0	7	7	6.6	1	0	1	0	0	12	14.3	
Totals			17	436	94-197	.477	1-6	126	54-71	.761	44	68	112	6.6	29	10	33	14	12	243	14.3

Games played: 17
Minutes/game: 25.6
Points/game: 14.3
FG Pct: 47.7
3FG Pct: 12.5
FT Pct: 76.1

Rebounds/game: 6.6
Assists/game: 0.6
Turnovers/game: 1.9
Assist/turnover ratio: 0.3
Steals/game: 0.7
Blocks/game: 0.8

Germany's Career Stats

Season	gp-gs	min/avg	Total		3-Point		F-Throws		Rebounds				pf	fo	ast	to	blk	stl	Scoring	
			fg-fga	pct	fg-fga	pct	ft-fa	pct	off	def	tot	avg							pts	avg
2019-20	31-10	493/15.9	74-133	.556	0-1	.000	21-40	.525	40	100	140	4.5	50	3	9	23	25	15	169	5.5
2020-21	26-24	550/21.2	112-228	.491	0-0	.000	45-61	.738	59	97	156	6.0	45	0	11	21	30	5	269	10.3
2021-22	17-17	435/25.6	94-197	.477	1-8	.125	54-71	.761	44	68	112	6.6	29	0	10	33	14	12	243	14.3
TOTAL	74-51	1478/20.0	280-558	.502	1-9	.111	120-172	.698	143	265	408	5.5	124	3	30	77	69	32	681	9.2



32 • ISIAIH ADDO-ANKRAH

6-6 • 200 • SOPHOMORE - 1L • GUARD
HOUSTON, TEXAS / SECOND BAPTIST HS

As a Sophomore (2021-22)

- Played the final five minutes in UTSA's season-opening win over Trinity, grabbing a rebound
- Played in his first career road game at Oklahoma, logging three minutes and sinking a free throw
- With UTSA shorthanded vs. UTRGV, played three minutes off the bench
- Played two minutes at Illinois State
- Had a career-high five points in 13 minutes vs. Dallas Christian

Season Highs

Points

5 vs. Dallas Christian (1/3/22)

Rebounds

1, twice, last vs. Dallas Christian (1/3/22)

Field Goals Made

1 vs. Dallas Christian (1/3/22)

Field Goal Attempts

6 vs. Dallas Christian (1/3/22)

3-Pt Field Goals Made

1 vs. Dallas Christian (1/3/22)

3-Pt Field Goal Attempts

4 vs. Dallas Christian (1/3/22)

Free Throws Made

2 vs. Dallas Christian (1/3/22)

Free Throw Attempts

2 vs. Dallas Christian (1/3/22)

Assists

-

Steals

-

Blocked Shots

1 vs. Dallas Christian (1/3/22)

Minutes

13 vs. Dallas Christian (1/3/22)

Career Highs

Points

7 vs. SWAU (3/4/21)

Rebounds

1, 4x, last vs. Dallas Christian (1/3/22)

Field Goals Made

3 vs. SWAU (3/4/21)

Field Goal Attempts

6 vs. Dallas Christian (1/3/22)

3-Pt Field Goals Made

1, twice, last vs. Dallas Christian (1/3/22)

3-Pt Field Goal Attempts

4 vs. Dallas Christian (1/3/22)

Free Throws Made

2, twice, last vs. Dallas Christian (1/3/22)

Free Throw Attempts

2, twice, last vs. Dallas Christian (1/3/22)

Assists

-

Steals

1 at FIU (2/6/21)

Blocked Shots

1 vs. Dallas Christian (1/3/22)

Minutes

13 vs. Dallas Christian (1/3/22)

Addo-Ankrah's 2021-22 Game-by-Game

#32 Isiah Addo-Ankrah																				
Opponent	Date	gs	min	Total		3-Pointers		Free throws		Rebounds				pf	a	t/o	blk	stl	pts	avg
				fg-fga	pct	3fg-fga	pct	ft-fa	pct	off	def	tot	avg							
TRINITY (TX)	11/09/21		5	0-0	.000	0-0	.000	0-0	.000	0	1	1	1.0	0	0	0	0	0	0	0.0
at Oklahoma	11/12/21	3		0-1	.000	0-1	.000	1-1	1.000	0	0	0	0.5	0	0	0	0	0	1	0.5
UTRGV	12/17/21	3		0-1	.000	0-1	.000	0-0	.000	0	0	0	0.3	1	0	0	0	0	0	0.3
at Illinois St.	12/21/21	2		0-0	.000	0-0	.000	0-0	.000	0	0	0	0.3	0	0	0	0	0	0	0.3
at UAB	01/01/22	2		0-0	.000	0-0	.000	0-0	.000	0	0	0	0.2	0	0	0	0	0	0	0.2
DALLAS CHRISTIAN	01/03/22	13		1-6	.167	1-4	.250	2-2	1.000	0	1	1	0.3	0	0	1	1	0	5	1.0
at Old Dominion	01/13/22	1		0-0	.000	0-0	.000	0-0	.000	0	0	0	0.3	0	0	0	0	0	0	0.9
Totals		0	29	1-8	.125	1-6	.167	3-3	1.000	0	2	2	0.3	1	0	1	1	0	6	0.9

Games played: 7

Minutes/game: 4.1

Points/game: 0.9

FG Pct: 12.5

3FG Pct: 16.7

FT Pct: 100.0

Rebounds/game: 0.3

Turnovers/game: 0.1

Blocks/game: 0.1

Addo-Ankrah's Career Stats

Season	gp-gs	min/avg	Total		3-Point		F-Throws		Rebounds				pf	fo	ast	to	blk	stl	Scoring	
			fg-fga	pct	fg-fga	pct	ft-fa	pct	off	def	tot	avg							pts	avg
2020-21	6-0	17/2.8	4-7	57.1	1-3	33.3	2-2	1.000	0	2	2	0.3	0	0	0	1	0	1	11	1.8
2021-22	7-0	29/4.1	1-8	12.5	1-6	16.7	3-3	1.000	0	2	2	0.3	1	0	0	1	1	0	6	0.9
TOTAL	13-0	46/3.5	5-15	33.3	2-9	22.2	5-5	1.000	0	4	4	0.3	1	0	0	2	1	1	17	1.3

SEASON/CAREER SNAPSHOT

SEASON STATISTICS
CAREER STATISTICS

SUMMARY	gp-gs	min/g	fg%	3fg%	ft%	r/g	a/g	stl	blk	pts/g	gp-gs	min/g	fg%	3fg%	ft%	r/g	a/g	stl	blk	pts/g
Dhieu Deing	13-13	28.2	.354	.280	.761	5.7	1.4	18	2	15.3	13-13	28.2	.354	.280	.761	5.7	1.4	18	2	15.3
Jordan Ivy-Curry	14-14	28.4	.385	.393	.756	2.6	2.1	16	2	15.1	40-25	22.9	.393	.385	.720	2.7	1.7	35	5	10.0
Jacob Germany	17-17	25.6	.477	.125	.761	6.6	0.6	12	14	14.3	74-51	20.0	.502	.111	.698	5.5	0.4	32	69	9.2
Cedrick Alley Jr.	15-14	27.5	.342	.291	.686	6.8	1.7	18	5	9.3	39-30	23.3	.378	.315	.742	5.3	1.2	34	14	7.4
Darius McNeill	14-7	19.5	.429	.222	.769	1.8	1.4	10	3	4.9	14-7	19.5	.429	.222	.769	1.8	1.4	10	3	4.9
Aleu Aleu	9-4	16.4	.314	.250	.813	2.7	0.9	3	0	4.3	9-4	16.4	.314	.250	.813	2.7	0.9	3	0	4.3
Christian Tucker	15-4	15.8	.326	.231	.781	1.9	1.3	7	4	3.9	15-4	15.8	.326	.231	.781	1.9	1.3	7	4	3.9
Lamin Sabally	13-7	12.8	.400	.400	.800	2.5	0.3	1	3	3.2	13-7	12.8	.400	.400	.800	2.5	0.3	1	3	3.2
Lachlan Bofinger	17-3	12.5	.489	.000	.308	3.8	0.8	6	5	2.8	34-3	11.2	.505	.000	.353	3.5	0.7	17	12	3.0
Josh Farmer	12-0	10.8	.300	.167	.667	3.0	0.2	1	3	2.7	12-0	10.8	.300	.167	.667	3.0	0.2	1	3	2.7
Erik Czumbel	17-2	21.8	.362	.118	.500	2.1	1.8	5	3	2.6	74-33	22.2	.379	.344	.742	1.9	1.6	34	7	3.8
Phoenix Ford	14-0	14.4	.385	.500	.250	3.1	0.4	4	3	1.8	46-2	9.8	.422	.500	.486	2.5	0.3	10	5	1.6
Artan Jabbar	4-0	5.8	.300	.143	.000	0.5	0.8	0	0	1.8	10-0	4.5	.250	.188	.000	0.6	0.3	0	0	1.3
Isaiah Addo-Ankrah	7-0	4.1	.125	.167	1.000	0.3	0.0	0	1	0.9	13-0	3.5	.333	.222	1.000	0.3	0.0	1	1	1.3

SCORING	fg-fga	fg%	3fg-fga	3fg%	ft-fa	ft%	pts	pts/g	fg-fga	fg%	3fg-fga	3fg%	ft-fa	ft%	pts	pts/g
Dhieu Deing	68-192	.354	28-100	.280	35-46	.761	199	15.3	68-192	.354	28-100	.280	35-46	.761	199	15.3
Jordan Ivy-Curry	74-192	.385	33-84	.393	31-41	.756	212	15.1	141-359	.393	57-148	.385	59-82	.720	398	10.0
Jacob Germany	94-197	.477	1-8	.125	54-71	.761	243	14.3	280-558	.502	1-9	.111	120-172	.698	681	9.2
Cedrick Alley Jr.	50-146	.342	16-55	.291	24-35	.686	140	9.3	105-278	.378	34-108	.315	46-62	.742	290	7.4
Darius McNeill	27-63	.429	4-18	.222	10-13	.769	68	4.9	27-63	.429	4-18	.222	10-13	.769	68	4.9
Aleu Aleu	11-35	.314	4-16	.250	13-16	.813	39	4.3	11-35	.314	4-16	.250	13-16	.813	39	4.3
Christian Tucker	15-46	.326	3-13	.231	25-32	.781	58	3.9	15-46	.326	3-13	.231	25-32	.781	58	3.9
Lamin Sabally	16-40	.400	6-15	.400	4-5	.800	42	3.2	16-40	.400	6-15	.400	4-5	.800	42	3.2
Lachlan Bofinger	22-45	.489	0-6	.000	4-13	.308	48	2.8	48-95	.505	0-9	.000	6-17	.353	102	3.0
Josh Farmer	12-40	.300	2-12	.167	6-9	.667	32	2.7	12-40	.300	2-12	.167	6-9	.667	32	2.7
Erik Czumbel	17-47	.362	2-17	.118	8-16	.500	44	2.6	91-240	.379	52-151	.344	46-62	.742	280	3.8
Phoenix Ford	10-26	.385	1-2	.500	4-16	.250	25	1.8	27-64	.422	1-2	.500	17-35	.486	72	1.6
Artan Jabbar	3-10	.300	1-7	.143	0-2	.000	7	1.8	5-20	.250	3-16	.188	0-2	.000	13	1.3
Isaiah Addo-Ankrah	1-8	.125	1-6	.167	3-3	1.000	6	0.9	5-15	.333	2-9	.222	5-5	1.000	17	1.3

TOTALS	o-reb	d-reb	t-reb	pf	fo	ast	to	a/to	o-reb	d-reb	t-reb	pf	fo	ast	to	a/to
Dhieu Deing	20	54	74	17	0	18	27	0.7	20	54	74	17	0	18	27	0.7
Jordan Ivy-Curry	10	27	37	17	0	29	33	0.9	48	61	109	61	1	69	54	1.3
Jacob Germany	44	68	112	29	0	10	33	0.3	143	265	408	124	3	30	77	0.4
Cedrick Alley Jr.	33	69	102	25	0	25	21	1.2	65	142	207	61	0	48	44	1.1
Darius McNeill	3	22	25	22	0	20	13	1.5	3	22	25	22	0	20	13	1.5
Aleu Aleu	10	14	24	15	0	8	13	0.6	10	14	24	15	0	8	13	0.6
Christian Tucker	4	24	28	24	0	19	21	0.9	4	24	28	24	0	19	21	0.9
Lamin Sabally	15	17	32	6	0	4	9	0.4	15	17	32	6	0	4	9	0.4
Lachlan Bofinger	27	37	64	15	0	14	10	1.4	46	72	118	35	1	24	21	1.1
Josh Farmer	15	21	36	13	0	2	12	0.2	15	21	36	13	0	2	12	0.2
Erik Czumbel	4	31	35	30	0	31	10	3.1	12	130	142	163	4	122	69	1.8
Phoenix Ford	22	21	43	35	2	6	10	0.6	52	62	114	87	3	15	21	0.7
Artan Jabbar	0	2	2	2	0	3	1	3.0	0	6	6	2	0	3	2	1.5
Isaiah Addo-Ankrah	0	2	2	1	0	0	1	0.0	0	4	4	1	0	0	2	0.0