



2021 Southern Miss Football

Game 10 | Southern Miss (1-8, 0-5 C-USA) at No. 15 UTSA (9-0, 5-0 C-USA)

San Antonio, Texas | Alamodome (36,582)

Nov. 13, 2021 | 2:30 pm CT | ESPN+

@SouthernMissFB | @USMGoldenEagles



The Game at a Glance

Date _____ Saturday, Nov. 13, 2021
 Time _____ 2:30 p.m. (CT)
 Location _____ San Antonio, Texas
 Stadium _____ Alamodome
 Capacity _____ 36,582
 Surface _____ Fusion XP2 Synthetic Turf
 TV _____ ESPN+
 Play-By-Play _____ Lincoln Rose
 Analyst _____ LaDarrin McLane
 Sidelines _____ N/A
 Radio _____ Southern Miss Sports Network
 Play-By-Play _____ John Cox (44th season)
 Analyst _____ Lee Roberts (7th season)
 Sidelines _____ Dr. Bo Morgan (12th season)
 Stats/Spotter _____ Joe Bryant (14th season)
 Live Stats _____ www.SouthernMiss.com
 Series Record _____ Southern Miss leads 4-3
 Streak _____ Lost 1
 Last Meeting _ L, 23-20 at Hattiesburg, Nov. 21, 2020
 Websites _____ SouthernMiss.com
 _____ GoUTSA.com
 _____ ConferenceUSA.com

2021 Southern Miss Schedule

Sept. 4	at South Alabama (ESPN+)	L, 31-7
Sept. 11	Grambling State (ESPN3)	W, 37-0
Sept. 18	Troy (ESPN+)	L, 21-9
Sept. 25	at No. 1 Alabama (SEC Network)	L, 63-14
Oct. 2	at Rice • (ESPN3)	L, 24-19
Oct. 9	UTEP • (ESPN3/Homecoming)	L, 26-13
Oct. 16	UAB • (Stadium)	L, 34-0
Oct. 30	at Middle Tennessee • (ESPN+)	L, 35-10
Nov. 6	North Texas • (ESPN+)	L, 38-14
Nov. 13	at No. 15 UTSA • (ESPN+)	2:30 pm
Nov. 19	at Louisiana Tech • (CBS SN)	7 pm
Nov. 27	FIU • (ESPN Networks)	2 pm

-- C-USA contest; All Times Central

2021 UTSA Schedule

Sept. 4	at Illinois (BTN)	W, 37-30
Sept. 11	Lamar (ESPN3)	W, 54-0
Sept. 18	Middle Tennessee • (ESPN+)	W, 27-13
Sept. 25	at Memphis (ESPNU)	W, 31-28
Oct. 2	UNLV (ESPN Networks)	W, 24-17
Oct. 9	at WKU • (Stadium)	W, 52-46
Oct. 16	Rice • (ESPN+)	W, 45-0
Oct. 23	at Louisiana Tech • (Stadium)	W, 45-16
Nov. 6	at UTEP • (ESPN2)	W, 44-23
Nov. 13	Southern Miss • (ESPN+)	2:30 pm
Nov. 20	UAB • (ESPN Networks)	2:30 pm
Nov. 27	at North Texas • (ESPN Networks)	1 pm

-- C-USA contest; All Times Central

The RDA listed on the top right corner of the page is in honor of Russ Anderson, C-USA Media Relations football contact, who passed away last spring. These notes are dedicated to him.

Noting the Golden Eagles

- Southern Miss is playing in its 105th football season, having first fielded a team in 1912. The Golden Eagles are 605-446-27, which is 41st best among FBS teams by winning percentage (.574).
- The Will Hall era got its first victory over Grambling State 37-0 as the Golden Eagles posted their first shutout since 2017. He became the top man of the program on Dec. 2, 2020 (formally introduced on Dec. 7). Hall is the school's 22nd full-time head coach.
- Southern Miss had a string of five-straight winning seasons snapped last season after finishing 3-7. Coach Jay Hopson resigned following the opening game against South Alabama and the program used two interim coaches - Scotty Walden and Tim Billings - during the year. The program has collected 23 winning seasons over the last 27 and appeared in 18 bowl games during that time.

Nuggets From the North Texas Contest

- Freshman quarterback Jake Lange made the fourth start of his collegiate career. He finished the contest with 116 yards in the air and a touchdown. Lange has now thrown a TD in two consecutive games.
- Freshman running back Frank Gore Jr. picked up a 38-yard run in the first quarter. He finished the game with 82 yards on the ground for an average of 6.8 yards-per-carry.
- Jason Brownlee hauled in a 17-yard touchdown pass from Jake Lange in the first quarter to put the Golden Eagles up 7-0. He now has four receiving touchdowns this season.
- Jay Stanley returned an interception for a touchdown with 7:37 remaining in the first quarter to put Southern Miss up 14-0. This was Stanley's first-career interception and touchdown.
- It was the first interception returned for a touchdown by a Golden Eagle since DQ Thomas on Nov. 9, 2019, against UAB.
- Redshirt sophomore Malik Shorts finished the game with 13 tackles. His 10 solo tackles are the most he's recorded in his collegiate career. He led the Golden Eagles in tackles for the sixth time in the 2021 season.
- Shorts is the first Golden Eagle to record double-digit solo tackles since Curtis Mikell recorded 10 unassisted tackles on Sept. 30 against North Texas.

The UTSA Series

- This will be the eighth meeting for the schools in football as the Golden Eagles lead the series 4-3 (a breakdown of the series can be found on page 3 of the notes).
- Southern Miss is 2-2 against the Roadrunners at The Alamodome.
- USM fell 23-20 in Hattiesburg last season (see page 3 for recap).
- The Roadrunners sport five Mississippians on the UTSA roster including Hattiesburg native, OL Demetris Allen. The others include defensive lineman Lorenzo Dantzler from Starkville, who was a member of the 2016 team and redshirted, linebacker Malik Jones from Grenada, offensive lineman Jalyn Galmore from Batesville, and tight end Peter Gray from Tupelo.

Versus the AP Top 25

- Southern Miss holds a 15-67-1 record against teams ranked that week in the Associated Press Top 25. The Golden Eagles have lost eight-straight games against Top 25 foes, with the last win coming against No. 7 Houston 49-28 in the Conference USA championship game. Southern Miss held a No. 24 ranking heading into that contest. That is the only time in its C-USA history that the Golden Eagles and their opponent were both ranked.
- This will be the first time since 2014 the Golden Eagles will have played two teams ranked nationally by the Associated Press. That season, the Golden Eagles fell to No. 3 Alabama 52-12 and No. 23 Marshall 63-17.
- This will be the first seventh time Southern Miss has faced a C-USA opponent that has been ranked in the Top 25 by the AP. They are 3-3 in those contests.
- The first ranked C-USA opponent was No. 25 Tulane during the 1998 season, when the Golden Eagles dropped a 21-7 decision in New Orleans.

Record Breakdown Under Hall

	2021	Hall
Record	1-8	1-8
C-USA	0-5	0-5
Non-Conference	1-3	1-3
Sun Belt	0-2	0-2
Southwestern Athletic	1-0	1-0
Southeastern	0-1	0-1
Home	1-4	1-4
Away	0-4	0-4
Neutral	0-0	0-0
Day Games	0-3	0-3
Night Games	1-5	1-5
TV Games	1-8	1-8
CBS SN	0-0	0-0
ESPN2	0-0	0-0
ESPN3	1-2	1-2
ESPN+	0-4	0-4
SEC	0-1	0-1
Stadium	0-1	0-1
When Scoring First	1-4	1-4
When Foe Scores First	0-4	0-4
When Leading at Half	1-2	1-2
When Trailing at Half	0-6	0-6
When Tied at Half	0-0	0-0
In Overtime Games	0-0	0-0
Scoring Less than 20 points	0-8	0-8
Scoring 20+ points	1-0	1-0
Scoring 30+ points	1-0	1-0
Foe Scoring Less than 20 points	1-0	1-0
Foe Scoring 20+ points	0-7	0-7
Foe Scoring 30+ points	0-5	0-5
Rushing for less than 100 yards	0-6	0-6
Rushing for more than 100 yards	1-2	1-2
Rushing for more than 200 yards	1-0	1-0
Rushing for more than 300 yards	0-0	0-0
Passing for less than 100 yards	0-1	0-1
Passing for more than 100 yards	1-7	1-7
Passing for more than 200 yards	0-2	0-2
Passing for more than 300 yards	0-1	0-1
Less than 300 Yards Total off.	0-7	0-7
More than 300 Yards Total off	1-1	1-1
Allowing -100 yards rush	1-2	1-2
Allowing 100+ yards rush	0-6	0-6
Allowing 200+ yards passing	0-5	0-5
Allowing 300+ yards passing	0-1	0-1
Allowing -300 yards total off.	1-1	1-1
Allowing 300+ yards total off.	0-7	0-7
Having a 100-yard rusher	1-0	1-0
Foe Has a 100-yard rusher	0-4	0-4
Having no turnovers	0-0	0-0
Having 3 or more turnovers	0-3	0-3
Forcing no turnovers	0-1	0-1
Forcing 3 or more turnovers	0-1	0-1

Uniform Combinations (Helmet, Jersey, Pants)

Black, White, Black	0-1	0-1
Black, Black, Gold	1-0	1-0
White, Gold, White	0-1	0-1
White, White, Black	0-1	0-1
Black, White, Gold	0-1	0-1
Black, Black, White	0-1	0-1
Black, Black, Black	0-1	0-1
White, White, White	0-1	0-1
White, Black, White	0-1	0-1

Will Hall

Head Football Coach | First Season - 1-8 (.111) / Overall - Seventh Season 57-28 (.671)

At his introductory press conference last December as the 22nd head coach of Southern Miss football, Will Hall talked about how 'attitude is everything' in his initial comments to those in attendance at Reed Green Coliseum.

Since then, that attitude has provided a relentlessly positive approach in how he has prepared his players for the upcoming season, elevated the growth of every facet of this football program, while energizing a fan base as it embarks on a new era of Golden Eagle football.

Hall, a native of Amory, Miss., comes to Southern Miss after serving the last two years as offensive coordinator at Tulane.

Hall made an immediate impact on the Tulane offense and helped the Green Wave rewrite their offensive record books. He helped Tulane post one of the most successful offensive seasons in program history in 2019. The Green Wave finished the season ranked 11th in the nation in rushing offense (243.2), 22nd in total offense (449.3) and 30th in scoring offense (33.1). Hall helped the Green Wave rush for over 200 yards in nine games in 2019 and over 300 times four times.

The Tulane offense set the program record in rushing yards at 3,162 yards in 2019. The offense ranked second in program history in rushing yards per game (243.2), rushing touchdowns (33) and rushing first downs (166). Tulane's offense also eclipsed 500 yards five times, including a season-high 634 total yards against UConn. The Green Wave also set a season-high in passing yards against the Huskies with 323.

In 2020, the Green Wave enjoyed more success offensively as they finished No. 17 nationally in rushing offense (217.1), No. 19 in first downs (258) and No. 22 in scoring offense (34.7), while adding two more 500-yard total offensive games to his resume.

Hall joined the Green Wave coaching staff after he spent the 2018 campaign as the Associate Head Coach/Tight Ends Coach at the University of Memphis where he helped guide the Tigers to the American Athletic Conference Championship game for the second straight season and helped the Tigers to their fifth straight bowl appearance.

During his lone season at Memphis, Hall helped guide the Tigers to a school record with 42 rushing touchdowns during the regular season. In addition, Memphis finished the regular season with 3,311 rushing yards, setting a new school record.

Memphis' offense ranked in the nation's top 10 in rushing (No. 5, 275.9), scoring offense (No. 6, 43.8) and total offense (No. 6, 530.3) under Hall's assistance. In addition, Hall helped four Memphis offensive players earn All-AAC honors.

Hall joined the Memphis staff in January 2018 after spending the 2017 season as the offensive coordinator for the Louisiana-Lafayette Ragin' Cajuns, where six offensive players received all-conference honors. The Cajuns ranked among the best in the nation in red zone offense and turnovers lost with just 16.

In his one season as offensive coordinator at Louisiana-Lafayette, the Ragin' Cajuns compiled the Sun Belt Conference's third-best rushing offense with 2,204 yards and 27 rushing touchdowns. The Louisiana-Lafayette offense tied for the second-fewest turnovers in the Sun Belt during the 2017 season. The Cajuns were also efficient in the red zone, leading the Sun Belt by scoring on 92.9-percent of their red zone chances.

In his three-year head coaching stint at West Georgia (UWG), Hall led the Wolves to a 31-9 record, the first Gulf South Conference (GSC) title since 2000 and a pair of NCAA Division II semifinal appearances. His first two seasons at UWG produced a pair of 12-win seasons before he finished 7-4 in 2016.

Success was immediate for Hall as the Wolves set multiple school records, won their first GSC title in 14 years and reached the NCAA Division II playoffs.

Under his direction, a program that had not made an impact in the conference, much less nationally, in over a decade transformed into the talk of the nation in NCAA Division II. Under Hall's direction, the Wolves were nationally ranked for 17 weeks consecutively and earned the program's first No. 1 national ranking on Oct. 26, 2015.

Hall's first UWG squad in 2014 caught more than a few people by surprise. The Wolves finished the regular season strong with a 9-2 record and earned the program's first NCAA playoffs bid since 2000. Road wins at Tuskegee, Delta State, and Valdosta State were the first postseason victories in the school's Division II history and gave UWG the NCAA Super Region 2 title.

Though UWG caught no one by surprise in 2015, it didn't matter. Hall's juggernaut roared through the first nine games of the regular season, all wins, and none were closer than a 17-point margin. A three-touchdown, Week 8 win over nationally ranked North Alabama pushed the Wolves into the top spot in the nation in Division II for the first time in school history.

Hall was twice named GSC Coach of the Year and was the Super Region 2 Coach of the Year.

In his first season at West Georgia, more than 30 team and individual records fell. In addition to setting records, the Wolves hauled in individual accolades. Sixteen players earned All-Gulf South Conference recognition and seven received All-American distinction, which included the program's first Academic All-American in Alex Macaulay.

From 2011-13 as the head coach at West Alabama, his teams won two league titles and twice earned spots in the NCAA Division II Playoffs.

Hall's players also have had success at the next level, and among that group of honored athletes is 2015 Super Bowl hero and current Tennessee Titan Malcolm Butler, who was a two-time All-GSC performer for Hall at West Alabama. In the spring of 2016, offensive tackle Dominique Robertson became the first UWG player in school history to receive an invitation to the NFL Draft Combine.

Prior to his six seasons at West Alabama, Hall enjoyed successful stints on the coaching staff at Arkansas-Monticello, Southwest Baptist, Henderson State, and Presbyterian. Hall's achievements in the coaching profession are a carryover from his illustrious career on the playing field at North Alabama.

Hall played for his father, Bobby Hall, at Amory High School leading the Panthers to the 1998 Mississippi High School Athletic Association (MHSAA) Class 3A state title. From 1999-2000, he attended Northwest Mississippi Community College, where he was a two-time National Junior College Athletic Association (NJCAA) All-American.

In 2000, Hall set a NJCAA record for total offense in a season (4,075 yards) and added an NJCAA single-game record with nine touchdown passes.

Hall then moved to North Alabama, where he was a quarterback for the Lions from 2002-03. He won the Harlan Hill Trophy in 2003, emblematic of being America's top player in NCAA Division II. In 2003, Hall, who threw for 3,531 yards and 30 touchdowns, led the Lions to a 13-1 record and an NCAA Division II semifinals appearance.

In 2004, Hall signed a contract to play for the Tupelo FireAnts of the National Indoor Football League. Playing once again for his father, who was the head coach for the team, Hall passed for 2,046 yards and 44 touchdowns while rushing for 13 scores in the 14-game season.

A 2003 graduate of North Alabama, Hall, and wife Rebecca, have two sons – Tripp and Pete.

Year	School	Position	Record
(Other Accomplishments)			
2004	Presbyterian	Quarterbacks	6-5
2005	Henderson State	Quarterbacks	3-8
2006	Southwest Baptist	Offensive Coor.	1-10
2007	Ark.-Monticello	Offensive Coor.	4-7
2008	West Alabama	Offensive Coor.	4-7
2009	West Alabama	Offensive Coor. (Division II Playoffs – 2nd Round)	8-5
2010	West Alabama	Offensive Coor.	7-4
2011	West Alabama	Head Coach (GSC Co-COY; Division II Playoffs – 1st Round)	8-4
2012	West Alabama	Head Coach (GSC Champs and COY; Div. II Playoffs – 2nd Rd)	9-4
2013	West Alabama	Head Coach (GSC Co-Champions)	8-3
2014	West Georgia	Head Coach (Division II Playoffs - Semifinals)	12-3
2015	West Georgia	Head Coach (GSC Co-Champs; Div. II Playoffs - Semifinals)	12-2
2016	West Georgia	Head Coach	7-4
2017	UL Lafayette	Offensive Coor./QBs	5-7
2018	Memphis	Assoc. HC/TEs (AAC Championship Game; Birmingham Bowl)	8-6
2019	Tulane	Offensive Coor. (Armed Forces Bowl)	7-6
2020	Tulane	Offensive Coor.	6-5

Head Coaching Record: 57-28 (.671)

Head Coaching Record – West Ala.: 25-11 (.694)

Head Coaching Record – West Ga.: 31-9 (.775)

Coaching Matchup

UTSA

Coach Jeff Traylor

Record at UTSA _____ 16-5 (2nd)
 Overall Record _____ Same
 Traylor vs. Southern Miss _____ 1-0
 Traylor vs. Hall _____ 0-0

Southern Miss

Coach Will Hall

Record at Southern Miss _____ 1-8 (1st)
 Overall Record _____ 57-28 (7th)
 Hall vs. UTSA _____ 0-0
 Hall vs. Traylor _____ 0-0

Comparing the Two

2021 Offense (National Rank in Parentheses)

	Southern Miss (9 games)	UTSA (9 games)
First Downs	147 (123)	220 (19)
Net Rushing	806	1,749
Average	89.6 (126)	194.3 (34)
Net Passing	1,462	2,343
Average	162.4 (118)	260.3 (40)
Pass Attempts	257	285
Complete	140	192
Interceptions	14	3
Total Offense	2,268	4,092
Average	252.0 (130)	454.7 (23)
Fumbles/Lost	13/8	10/4
3rd Down	40/134 (126)	62/133 (19)
FG/Att.	6/9	17/21
Points	123	359
Average	13.7 (130)	39.9 (9)
Avg. TOP	29:07 (87)	31:20 (28)
Penalties	76/607	39/401
Average	67.4 (112)	44.6 (29)

2021 Defense (National Rank in Parentheses)

	Southern Miss (9 games)	UTSA (9 games)
First Downs	152 (17)	166 (34)
Net Rushing	1,425	762
Average	158.3 (77)	84.7 (3)
Net Passing	1,885	2,280
Average	209.4 (44)	253.3 (98)
Pass Attempts	233	293
Complete	149	168
Interceptions	5	8
Avg. per return	13.6	18.2
Total Defense	3,310	3,042
Average	367.8 (58)	338.0 (31)
Fumble/Rec.	10/7	15/9
3rd Down	50/129 (65)	47/128 (44)
Sacks/Yds.	16/110	24/185
Points	272	173
Average	30.2 (95)	19.2 (22)

2021 Opponents Records (Last Week)

South Alabama _____ 5-4 (L, 31-24 at Troy)
 Grambling State _____ 3-6 (L, 33-26 at UAPB)
 Troy _____ 5-4 (W, 31-24 vs. South Alabama)
 Alabama _____ 8-1 (W, 20-14 vs. LSU)
 Rice _____ 3-6 (L, 31-24 at Charlotte)
 UTEP _____ 6-3 (L, 44-23 vs. UTSA)
 UAB _____ 6-3 (W, 52-38 vs. Louisiana Tech)
 Middle Tennessee _____ 4-5 (L, 48-21 at WKU)
 North Texas _____ 3-6 (W, 38-14 vs. Southern Miss)
 UTSA _____ 9-0 (W, 44-23 at UTEP)
 Louisiana Tech _____ 2-7 (L, 52-38 at UAB)
 FIU _____ 1-8 (L, 47-24 vs. Old Dominion)
Opponent's Overall Record _____ 55-53 (.509)

Last Time Out vs. UTSA

UTSA 23, Southern Miss 20 Nov. 21, 2020

HATTIESBURG, Miss. (AP) - Sincere McCormick ran for 173 yards and two touchdowns to lead UTSA to a 23-20 victory over Southern Miss.

It was the first win for the Roadrunners (6-4, 4-2 Conference USA) at Southern Miss (2-7, 1-4).

Tate Whatley threw a 51-yard touchdown pass to Frank Gore Jr. for Southern Miss that capped the scoring with 10 minutes to play. The Golden Eagles had one more possession, but couldn't cross midfield after 11 plays and four minutes remaining.

Trailing 10-9 after halftime, McCormick broke loose on a 69-yard touchdown run and scored from the 1 that gave the Roadrunners a 23-10 lead with 6:30 left in the third quarter.

McCormick entered second in the nation in yards rushing and set the program's single-season rushing record at 1,044 yards with a game remaining. He surpassed Jarveon Williams' 1,042 mark set in 2015-16. It was McCormick's eighth career 100-yard rushing game, matching Williams' record.

UTSA's Zakhari Franklin caught a 6-yard touchdown pass from Frank Harris in the second quarter. Franklin, a sophomore, finished with 22 yards receiving and has over 1,000 yards for the season.

Whatley was 22-of-39 passing for 220 yards with two touchdowns. Gore finished with 70 yards rushing to go along with his scoring catch.

Scoring Summary

	1	2	3	4	Score
UTSA	0	9	14	0	23
Southern Miss	3	7	3	7	20

1st

USM - Bourgeois 37 field goal, 7:27

2nd

UTSA - Team Safety, 12:19

UTSA - Franklin 6 pass from Harris (Duplessis kick), 5:48

USM - T. Jones 13 pass from Whatley (Bourgeois kick), 2:18

3rd

UTSA - McCormick 69 run (Duplessis kick), 13:19

UTSA - McCormick 1 run (Duplessis kick), 6:30

USM - Bourgeois 27 field goal, 0:34

4th

USM - Gore 51 pass from Whatley (Bourgeois kick), 10:19

	UTSA	USM
First Downs	16	18
Rushes-Yards	47-233	26-75
Passing Yards	71	272
Passes Att-Comp-Int	19-12-1	39-22-1
Offensive Yards	66-304	65-347
Fumble Returns-Yards	0-0	0-0
Punt Returns-Yards	1-10	2-6
Kickoff Returns-Yards	3-48	1-25
Interception Returns-Yards	1-27	1-3
Punts (Number-Avg)	6-47.7	4-37.8
Fumbles-Lost	0-0	1-0
Penalties-Yards	5-51	5-44
Possession Time	31:30	28:30
3rd-Down Conversions	6 of 14	6 of 15
4th-Down Conversions	0 of 1	0 of 1
Red-Zone Scores-Chances	2-2	3-4
Sacks By: Number-Yards	2-13	0-0

Individual Statistics

RUSHING: UTSA: McCormick 32-173, 2TDs; Brady 7-35; Harris 5-23; Cobbs 1-4; Team 2-(-2). **USM:** Gore, Jr. 13-70; Perkins 4-13; Baker 2-3; Bourgeois 1-0; Team 1-(-1); Whatley 5-(-10).

PASSING: UTSA: Harris 19-12-1-71 yards, TD. **USM:** Whatley 39-22-1-272 yards, 2 TDs.

RECEIVING: UTSA: Cephus 5-44; Franklin 3-22, TD; McCormick 2-10; Dingle 2-(-5). **USM:** T. Jones 5-65, TD; Robinson 4-16; Cavallo 3-39; Gore, Jr. 2-57, TD; Brownlee 2-55; Gunter 2-34; D. Jones 2-26; Perkins 1-(-1); Whatley 1-(-19).

TACKLES: UTSA: Ligon 5-4-9; Harmonson 6-2-8; Wisdom 7-0-7. **USM:** Maples 7-4-11; Shorts 6-3-9; Bozeman 5-4-9.

The UTSA Series (2014-2020, USM leads 4-3)

10-12	L	11-13-14	San Antonio, Texas
32-10	W	10-17-15	Hattiesburg, Miss.
32-55	L	10-8-16	San Antonio, Texas
31-29	W	10-7-17	San Antonio, Texas
27-17	W	10-20-18	Hattiesburg, Miss.
36-17	W	11-16-19	San Antonio, Texas
20-23	L	11-21-20	Hattiesburg, Miss.

Record in Hattiesburg: 2-1

Record in San Antonio: 2-2

Neutral Site Games: Never Met

Most Points Scored: 36 (11-16-19)

Fewest Points Scored: 10 (11-13-14)

Largest Margin of Victory: 22 (10-17-15)

Largest Loss Margin: 23 (10-8-16)

Longest Winning Streak: 3 (2017-19)

Longest Losing Streak: 1 (Three times)

Current Streak: Lost 1

Shutouts: 0

Games Decided By 7 or fewer points: 1-2

In C-USA Games: 4-3

2021 Conference USA Standings

East Division

Team	C-USA	Pct.	All	Pct.
Marshall	4-1	.800	6-3	.667
WKU	4-1	.800	5-4	.556
Charlotte	3-2	.600	5-4	.556
Florida Atlantic	3-2	.600	5-4	.556
Middle Tennessee	2-3	.400	4-5	.444
Old Dominion	2-3	.400	3-6	.333
FIU	0-5	.000	1-8	.111

West Division

Team	C-USA	Pct.	All	Pct.
UTSA	5-0	1.000	9-0	1.000
UAB	4-1	.800	6-3	.667
UTEP	3-2	.600	6-3	.667
North Texas	2-3	.400	3-6	.333
Rice	2-3	.400	3-6	.333
Louisiana Tech	1-4	.200	2-7	.222
Southern Miss	0-5	.000	1-8	.111

Saturday, Nov. 13

WKU at Rice* (ESPN+), 1 pm
 UAB at Marshall* (CBSSN), 2:30 pm
 FIU at Middle Tennessee* (ESPN3), 2:30 pm
 Florida Atlantic at Old Dominion* (ESPN+), 2:30 pm
 Southern Miss at UTSA* (ESPN+), 2:30 pm
 Charlotte at Louisiana Tech* (Stadium), 2:30 pm
 UTEP at North Texas* (ESPN+), 3 pm

* C-USA Game; All Times Central

2021 Scoring Drives

Game	Plays	Yds	TOP	Scoring Play
USA	16	73	7:56	Lowe 1 run
GSU	10	68	4:02	Brownlee 12 pass from Lowe
GSU	11	47	5:01	Bourgeois 40 field goal
GSU	3	58	1:22	Gore 51 run
GSU	7	31	2:30	Bourgeois 25 field goal
GSU	3	54	0:53	Richard 27 run
GSU	7	26	2:33	Bourgeois 34 field goal
GSU	8	50	3:58	Caston 11 pass from T. Keyes
TROY	7	46	2:54	Bourgeois 46 field goal
ALA	5	46	3:29	Pittman 14 pass from T. Keyes
ALA	12	84	5:31	D. Jones 11 pass from T. Keyes
RICE	6	75	2:56	Pittman 31 pass from Lange
RICE	13	77	6:11	Bourgeois 26 field goal
UTEP	9	75	3:40	Brownlee 31 pass from Lange
UTEP	7	75	2:53	D. Jones 3 pass from Lange
MT	3	39	1:01	Brownlee 13 pass from Lange
MT	11	48	3:35	Bourgeois 38 field goal
UNT	5	66	1:55	Brownlee 17 pass from Lange

Longest Drive – 84 at Alabama (9/25)

Most Plays – 16 at South Alabama (9/4)

Fewest Plays on TD Drive – 3, twice

Most Time Used on Scoring Drive – 7:56 at South Ala. (9/4)

Shortest Time Used on TD Drive – 0:53 vs. Grambling (9/11)

No. of TD Drives Less than 2:00 – 4

No. of 90+ yard Drives – 0

No. of 10 Play Scoring Drives (TD/FG): 3/3

Bower Center Dedicated Earlier This Year

Southern Miss Athletics hosted an open house to dedicate the Bower Academic Center, Saturday, Sept. 11, at the Cook Library. The Bower Academic Center, named in honor of former player, assistant coach and long-time head coach Jeff Bower, features individual tutor/study rooms, computer lab, classroom, quiet study space and housing all student-athlete academic support staff. The 18,000-square foot space gives Golden Eagle student-athletes four times the amount of academic space than its previous facility.

The Bower Academic center was built with privately raised funds through the Athletic Foundation and officially opened in August of 2020, but the dedication was delayed until now due to COVID-19 restrictions and precautions.

In Conference USA Play

The Golden Eagles are in their 26th season of Conference USA play. Southern Miss holds an all-time mark of 114-78 (.594) in C-USA contests, including a 60-37 mark at home, while compiling a 54-41 ledger on the road. In the previous 25 seasons of C-USA play, Southern Miss enjoyed 18 seasons of winning marks as well as two years of finishing at .500.

Five Time C-USA Champions

Southern Miss has five Conference USA titles, including one since divisional play started during the 2005 campaign. They captured their first league title contest and the school's fifth overall league crown - more than any other school in the conference - when they beat Houston, 49-28, in 2011.

The school's other C-USA titles came in the inaugural season of 1996 as well as the 1997, 1999 and 2003 campaigns. The Golden Eagles have won two East Division crowns in C-USA (2006, 2011), and captured their first West title in 2015 after moving to that division during the 2014 campaign. Southern Miss won its third division title in 2015, but lost in the C-USA championship game at WKU, 45-28. Southern Miss is 1-2 in C-USA championship games.

Former Players on NFL Rosters

Eleven former Southern Miss football players are on 2021 NFL squads as of Nov. 7, including six on active rosters. Here is a look at the list of Southern Miss players on NFL rosters:

Player	Pos.	Team
Jamie Collins, Sr.	LB	New England Patriots
DeMichael Harris (PS)	WR	Indianapolis Colts
Rashod Hill	OT	Minnesota Vikings
Tim Jones (PS)	WR	Jacksonville Jaguars
Tarvarius Moore (PUP)	DB	San Francisco 49ers
Nick Mullens (PS)	QB	Cleveland Browns
Jalen Richard	RB	Oakland Raiders
Rakeem Nunez-Roches	DT	Tampa Bay Bucs
Mike Thomas	WR	Cincinnati Bengals
Cameron Tom (PS)	OL	Miami Dolphins
Quez Watkins	WR	Philadelphia Eagles

INJ- injured list; PS-practice squad
 PUP - physically unable to perform list
 (As of 11/7/21)

Pro Traditions

Southern Miss, which has a reputation in training and producing professional talent over the years, has a long list of former players that have reached the NFL including the likes of Ray Guy, Brett Favre, Sammy Winder, Michael Boley and Jamie Collins. Southern Miss has had at least one player drafted in 15 of the last 21 NFL drafts. Since 1942, 129 players have been drafted by the NFL, AFL or AAFC, which including a school-best four on nine different occasions.

The Golden Eagles at Home

Since the start of the 1976 season, following the renovation of M.M. Roberts Stadium, the Golden Eagles have posted a 156-76 (.672) record at The Rock. The program has finished at .500 or better in home games for a season 39 times during that span.

Overtime Anyone?

Southern Miss has been involved in 12 overtime games since the rule went into effect prior to the 1996 season and the Golden Eagles are 5-7 overall, after falling to UAB 26-23 in OT on Nov. 10, 2018. Eleven of the 12 games that have taken OT to complete have been in C-USA contests. Here is a look of all the overtime games Southern Miss has played (* Conference USA game):

Date	Opponent	Score
11/09/96	at Houston •	L, 49-56
11/11/00	at UAB •	W, 33-30 (2 OT)
11/15/02	Louisville •	L, 17-20 (2 OT)
10/07/04	Houston •	W, 39-35
11/13/05	at Marshall •	W, 27-24
10/28/06	East Carolina •	L, 17-20
10/04/08	UTEP •	L, 37-40 (2 OT)
12/21/08	Troy (New Orleans Bowl)	W, 30-27
10/30/10	UAB •	L, 49-50 (2 OT)
10/13/12	at UCF •	L, 31-38 (2 OT)
10/21/17	at Louisiana Tech •	W, 34-27 (2 OT)
11/10/18	at UAB •	L, 26-23

• - Conference USA game

A Golden Eagles Win over UTSA would...

- snap a current seven-game losing streak for the program
- give them their first win over a ranked team since 2011
- end a five-game losing streak to schools from the state of Texas

Top 10 Rushing Games by Class

Freshman

- 219.....Derrick Nix vs. Nevada (11/21/98)
- 205.....Kendrick Hardy vs. Houston (11/20/10)
- 184.....Derrick Nix vs. Memphis (11/14/98)
- 177.....Damion Fletcher vs. NC State (9/16/06)
- 172.....Derrick Nix vs. Louisville (10/10/98)
- 163.....Derrick Nix vs. Army (10/17/98)
- 163.....Damion Fletcher vs. UAB (11/18/06)
- 162.....Frank Gore, Jr. vs. Grambling St. (9/11/21)**
- 153.....Vincent Alexander vs. UL-Laf.(10/29/83)
- 151.....Damion Fletcher vs. Marshall (11/25/06)

Sophomore

- 304..... Sam DeJarnette vs. Florida St. (9/25/82)
- 211.....Damion Fletcher vs. UTEP (11/17/07)
- 181.....Bucky McElroy vs. Alabama (11/10/51)
- 179..... Sam DeJarnette vs. UL-Laf. (10/30/82)
- 176..... Sam DeJarnette vs. Tulane (10/16/82)
- 172.....Kendrick Hardy vs. Rice (10/1/11)
- 171.....Derrick Nix vs. East Carolina (10/9/99)
- 171..... Sam DeJarnette vs. UL-Monroe (9/4/82)
- 169.....Ito Smith vs. Louisiana Tech (11/28/15)
- 167.....Derrick Nix vs. Tulane (9/6/99)

Junior

- 260..... Damion Fletcher vs. UTEP (10/4/08)
- 222.....Damion Fletcher vs. UL Lafayette (8/30/08)
- 206.....Ben Garry vs. La. Tech (11/13/76)
- 186.....Chris Buckhalter vs. Tulane (9/3/94)
- 186.....Reggie Collier vs. UT-Arlington (10/3/81)
- 184.....Reggie Collier vs. Lamar (11/28/91)
- 180.....Shelton Gandy vs. Memphis (10/24/87)
- 176.....Ben Garry vs. Memphis (11/20/76)
- 173.....Ito Smith at Kentucky (9/3/16)
- 171.....Shelton Gandy vs. Louisville (10/3/87)

Senior

- 238.....Vic Purvis vs. Memphis (9/25/65)
- 230.....Jalen Richard at Texas State (9/19/15)
- 219.....Ito Smith at ULM (9/16/17)
- 203.....Vic Purvis vs. Richmond (10/2/65)
- 201.....Derrick Nix vs. Illinois (9/7/02)
- 196.....Derrick Nix vs. Memphis (9/14/02)
- 190.....Tony Smith vs. Tulane (9/19/91)
- 178.....Ito Smith at UTSA (10/7/17)
- 175.....Sammy Winder vs. Memphis (10/17/81)
- 169.....Michael Welch vs. East Carolina (10/29/92)

Southern Miss' 1,000-Yard Rushers

Name	Year	Class	Yards
Damion Fletcher	2007	So.	1,586
Sam DeJarnette	1982	So.	1,545
Ito Smith	2016	Jr.	1,459
Ito Smith	2017	Sr.	1,415
Damion Fletcher	2006	Fr.	1,388
Damion Fletcher	2008	Jr.	1,313
Ben Garry	1976	Jr.	1,236
Derrick Nix	2002	Sr.	1,194
Hugh L. Pepper	1952	So.	1,191
Derrick Nix	1998	Fr.	1,180
Ben Garry	1977	Sr.	1,134
Ito Smith	2015	So.	1,128
Jalen Richard	2015	Sr.	1,098
Bucky McElroy	1952	Jr.	1,069
Derrick Nix	1999	So.	1,054
Harold Shaw	1996	Sr.	1,045
Sammy Winder	1981	Sr.	1,029
Shelton Gandy	1987	Jr.	1,025
Damion Fletcher	2009	Sr.	1,015
Reggie Collier	1981	Jr.	1,005

Southern Miss' Top 10 Career Rushers

No.	Name	Years	Yards
1.	Damion Fletcher	2006-09	5,302
2.	Ito Smith	2014-17	4,538
3.	Ben Garry	1974-77	3,595
4.	Derrick Nix	1998-2000, 02	3,584
5.	Sammy Winder	1978-81	3,114
6.	Sam DeJarnette	1982-84	2,908
7.	Vincent Alexander	1983-86	2,648
8.	Bucky McElroy	1951-53	2,560
9.	Bubba Phillips	1947-50	2,527
10.	Shelton Gandy	1985-88	2,504

Multi-1,000 Rush Seasons

Name	Times
Damion Fletcher	4
Ito Smith	3
Derrick Nix	3
Ben Garry	2

The Quarterback Chronicles

Southern Miss has used a total of eight quarterbacks this season - the most in the FBS - after losing both Trey Lowe (Grambling State) and Ty Keyes (Rice) during the year to injury. Another QB Jack Walker, who suffered a hand injury earlier in the year that prevents him from throwing, has taken some snaps during the year along with second-year freshman Jake Lange, who has started the last four games, as well as freshman Tee Webb and senior Jake Smithhart coming off the bench. Smithhart had been a student coach for the program, before being activated a few weeks ago. Jason Goldstein has also come in and taken a snap on the game's final play against Middle Tennessee, while freshman running back Chandler Pittman, also took some snaps under center, but was injured as well as lost for the season. The last quarterback to start at least four-straight games for the Golden Eagles was Jack Abraham, who started the final game of 2018 under center and went on to start 18-straight contests.

Class Breakdown of Starting QBs Since 2012 (#games)

Freshman	- 25
Sophomore	- 34
Junior	- 36
Senior	- 24

Jake Lange Starts His Fifth Game at UTSA

Second-year freshman, Jake Lange, took over for Ty Keyes after he left against Rice with an injury. Lange threw for 304 yards on 23-of-37 passes with a touchdown and three interceptions. It was the first time a Golden Eagle quarterback threw for over 300 yards in a debut since Allan Bridgford collected 377 against Texas State (8/31) in the 2013 opener. It also marked the first time a Golden Eagle quarterback came off the bench to throw for more than 300 yards since Cole Weeks did it against Louisiana Tech (10/25/14) on 338 yards on 28-of-45 throws.

Lange made his first start at QB versus UTEP and recorded 239 yards passing on 20-of-31 throws with two touchdown passes and an interception. He followed that with limited action against UAB in his second start, throwing for 18 yards on 3-of-10 throws but left the game with an injury. He returned the following week against Middle Tennessee and posted 166 yards on 16-of-34 throws with a TD.

He has thrown a touchdown pass in each of his last two games and in four of his five appearances this season. His favorite target has been Jason Brownlee, who has caught three of those throws.

Lange became the 31st Golden Eagle to start at quarterback since the 1987 season and the 14th to get the call under center since the start of the 2012 campaign. Only two players have started 10 or more times at quarterback, including Nick Mullens (41) and Jack Abraham (26), since 2012.

The Offensive Line

The Golden Eagle offensive front line has had eight different players get a starting nod in 2021. With Arvin Fletcher deciding to forgo the remainder of his career during the UTEP week and the 50 starts to his name during his career, Khalique Washington now is the veteran in terms of starts with 28. In fact, Washington has made 19 consecutive starts. Southern Miss has used five different starting lineups through the first nine games up front with nine offensive linemen having started.

Big Play Brownlee

Southern Miss junior Jason Brownlee made an impact in his first season in 2020 as a Golden Eagle. At one point during the year, Brownlee had scored in four consecutive games and topped the 100-yard mark in three-straight contests before being limited to 35 yards on five catches against Rice. Brownlee also displayed big play prowess, following up an 88-yard touchdown against Tulane on Sept. 25 with a 68-yard scoring reception at North Texas. He had 11 pass receptions of 20 or more yards and had two of the three longest receptions of 88 and 68 last season. He led the team in receptions (34), receiving yards (610) and touchdown catches (5). In 2021, Brownlee - who battled injuries in the preseason - leads the team with 33 catches for 427 yards and four touchdowns. He posted a solid performance against Rice with a eight catches for a career-best 127 yards and against Middle Tennessee registered a career-high nine catches for 120 yards and his fifth career 100-yard receiving game.

Brownlee's 100-Yard Receiving Games

1. Tulane (9/26/20)	3/110 yards
2. North Texas (10/3/20)	4/110 yards
3. Liberty (10/24/20)	5/114 yards
4. Rice (10/2/21)	8/127 yards
5. Middle Tenn. (10/30/21)	9/120 yards

He registered a touchdown catch for the second-straight game against North Texas with four catches for a team-high 53 yards.

The Junior, Whose A Freshman, Leads the Rushing Corps

Frank Gore, Jr., led the team in rushing a season ago with 708 yards on 121 carries for a 5.9 rush average. He continued where he left off from last year by collecting 104 all-purpose yards in the opener at South Alabama. Gore posted 81 yards on 19 carries and added a catch for 23 yards. He followed that with a career-high 162 rushing yards on 21 carries versus Grambling State. His rushing total was the eighth-most ever by a Golden Eagle freshman (See chart on the left side of this page).

Gore 100-Yard Rushing Games

Yards/Rushes	Game
162/21	Grambling State (9/11/21)
130/23	at North Texas (10/3/20)
103/13	North Alabama (11/7/20)
111/9	Florida Atlantic (12/10/20)

Versus Troy, Gore, Jr., added 75 all-purpose yards with 31 on the ground and 44 receiving yards. He added 105 all-purpose yards against Rice with 79 on the ground and 26 receiving yards, 101 against UTEP and 39 against UAB. He posted his most rushing yards since Grambling with 83 at Middle Tennessee.

Top 25 Poll

Associated Press Poll

	(Nov. 7)	2021	Points	PVS.
1	Georgia (63)	9-0	1,575	1
2	Cincinnati	9-0	1,440	2
3	Alabama	8-1	1,436	3
4	Oklahoma	9-0	1,406	4
5	Oregon	8-1	1,319	7
6	Ohio State	8-1	1,293	6
7	Notre Dame	8-1	1,139	8
8	Michigan State	8-1	1,096	5
9	Michigan	8-1	1,072	9
10	Oklahoma State	8-1	1,038	11
11	Texas A&M	7-2	1,006	13
12	Ole Miss	7-2	837	15
13	Wake Forest	8-1	763	10
14	BYU	8-2	636	17
15	UTSA	9-0	606	16
16	Auburn	6-3	478	12
17	Houston	8-1	467	20
18	Baylor	7-2	464	14
19	Iowa	7-2	437	19
20	Wisconsin	6-3	286	NR
21	NC State	7-2	268	NR
22	Coastal Carolina	8-1	264	21
23	Penn State	6-3	245	22
24	Louisiana	8-1	208	24
25	Pittsburgh	7-2	194	NR

ARV: Purdue 174, Arkansas 139, San Diego State 84, Utah 32, Iowa State 26, Kentucky 22, App State 20, SMU 4, Mississippi State 1.

FBS Coaches Poll

	(Nov. 7)	2021	Points	PVS.
1	Georgia (64)	9-0	1,600	1
2	Alabama	8-1	1,483	3
3	Cincinnati	9-0	1,430	2
4	Oklahoma	9-0	1,423	4
5	Ohio State	8-1	1,356	5
6	Oregon	8-1	1,291	7
7	Notre Dame	8-1	1,182	8
8	Michigan	8-1	1,099	10
9	Michigan State	8-1	1,074	6
10	Oklahoma State	8-1	1,045	11
11	Texas A&M	7-2	1,023	12
12	Ole Miss	7-2	862	15
13	Wake Forest	8-1	769	9
14	Iowa	7-2	636	16
15	BYU	8-2	552	20
16	UTSA	9-0	525	18
17	Houston	8-1	472	19
18	Baylor	7-2	449	13
19	NC State	7-2	445	22
20	Auburn	6-3	382	14
21	Coastal Carolina	8-1	331	21
22	Pittsburgh	7-2	293	25
23	Penn State	6-3	249	23
24	Wisconsin	6-3	177	NR
25	Louisiana	8-1	164	NR

ARV: Arkansas 116, San Diego State 103, Purdue 77, Kentucky 74, Utah 34, Iowa State 21, Appalachian State 19, SMU 18, Minnesota 10, Nevada 3, Fresno State 3, Clemson 3, Tennessee 2, Arizona State 1.

When Gore has rushed for 100 yards in his career, the Golden Eagles are 4-0.

Gore was a second-team All-Conference USA selection in 2020 and was a member of the league's All-Freshman team. Gore is a member of the preseason watch lists for both the Doak Walker Award, for the nation's top running back, and the Maxwell Award, for the country's most outstanding player.

Youngest Defensive Coordinator in the FBS

Southern Miss defensive coordinator/inside linebackers coach Austin Armstrong has the distinction of being the youngest coordinator in the Football Bowl Subdivision. At 28, Armstrong came to Southern Miss from Louisiana-Lafayette where he was the inside linebackers coach last season. Here is a list of all the coordinators who entered the season at 32 years old or younger:

2021 Youngest Coordinators in the FBS (In order by birth date at start of season)

1. Austin Armstrong (Defensive), Southern Miss – 28
2. Tommy Rees (Offensive), Notre Dame - 29
3. Zach Kittley (Offensive), WKU – 30
4. Jon Budmayr (Offensive), Colorado State - 30
5. Tyler Stockton (Defensive), Ball State - 31
6. Garrett Riley (Offensive), SMU - 31
7. Spencer Danielson (Defensive), Boise State - 32

Nasty Bunch D Continues Solid Play

Through nine games, Southern Miss ranks No. 58 nationally in total defense, allowing 367.8 yards per contest. The group is also No. 77 in the country in rushing defense (158.4 ypg), holding opponents to under 100 yards on the ground three times and 44th in passing yards allowed at 209.4 per game.

The Golden Eagles are surrendering 30.2 points per contest, ranking No. 95 in the country. But of the 272 points allowed by the team, the Golden Eagles have given up 49 points directly off turnovers, 21 points on short fields after turnovers, 14 points on two kick returns for scores, and one safety when the quarterback was sacked in the end zone, cutting the number to the defense allowing to 20.7 points per contest.

The program also registered its first shutout since 2017 when they defeated Grambling State 37-0.

Shorts Large on Tackles

Defensive back Malik Shorts continues to play well on defense, leading the way for the Golden Eagles through nine games. Shorts posted a game-high 10 tackles at Alabama with an interception and followed that with a game-high 12 stops the next game at Rice. Versus UTEP, he notched six tackles, to go along with an interception and the team's only tackle for loss. Against UAB, he collected a team-high 14 tackles and posted four stops at Middle Tennessee. Against North Texas, Shorts posted a game-high 13 stops.

In six games this season, he has either led or tied for the team high in tackles. Shorts ranks first in tackles with 76 including two tackles for loss, two interceptions and a team-best seven pass breakups.

Shorts finished ranked second in tackles last season at 81, including a career-high 14 tackles versus Louisiana Tech as well as a team-high 11 stops at WKU. He had three 10 or more tackles contests three times in 2020. He tallied his lone interception of the season against UTSA.

Latham No. 2 in Country in Forced Fumbles

Santrell Latham forced his fourth fumble of the season and recorded his first two career recoveries at Middle Tennessee. His four forced fumbles ranks No. 2 in the country, while his fumble recoveries ranked tied for eighth nationally.

Latham ranks fifth on the team in tackles with 35, including three for loss. He missed the UTEP due to injury, but came back to register four tackles off the bench against UAB and collected a team-high seven stops versus Middle Tennessee.

Latham provided his career-best night against Louisiana Tech last season by collecting a career-high 14 tackles. Latham posted four solo tackles with a sack, 1.5 tackles for loss and his first career interception against LA Tech that night. He posted 49 tackles, including 6.5 TFLs and a team-high 4.0 sacks, including three sacks over the final five games. Latham's 10 stops versus North Alabama was his third double-digit stops in 2020.

Maples Returns as Team's Leading Tackler

Linebacker Hayes Maples, a second-team All-Conference USA selection a year ago, registered his first start against Troy and tallied three assisted tackles. This season, he has 39 stops with three tackles for loss and 1.5 sacks. Maples registered four tackles, including a half sack and a tackle for loss against South Alabama in the opener, followed by two solo tackles against Grambling. After posting a solo tackle at Alabama, Maples responded with six stops versus Rice and versus UTEP. He recorded his first double-digit tackle contest of 2021 with 10 against North Texas.

Maples led the Golden Eagles last season with 91 tackles, as well as a team-high eight tackles for loss. Maples posted five double-digit tackle performances last year, including a career-high 15 tackles versus Tulane.

He was a member of the Rotary Lombardi preseason watch list.

Golden Eagle Career Starts

	Games Played	Games Starts	Current Streak
Defensive Backs			
Brooks	17	11	-
Harrell	19	11	3
R. Mitchell	43	33	6
Moody	14	3	-
Rutherford	7	1	-
Scott	18	13	4
Shorts	33	19	12
Stanley	9	9	9
Willis	19	4	-

Linebackers

Bozeman	23	17	1
Carr, Jr.	9	9	9
Habas	19	13	-
Latham	40	21	2
Maples	36	15	-
Perry	14	1	-

Defensive Line

Crawford	9	2	-
Kitchen	31	17	5
Pleas	17	9	1
Quewon	15	4	-
Ratcliff	19	2	-
Sykes	35	21	19

Quarterbacks

T. Keyes	4	3	-
Lange	5	4	4
Low	6	5	-

Running Back

Gore	19	16	16
------	----	----	----

Tight End

Cavallo	31	4	-
Gunter	19	17	2
Ladner	32	10	-

Wide Receivers

Brownlee	19	18	10
Caston	9	1	1
Dennis	14	5	-
D. Jones	19	10	4
Pittman	6	1	-

Offensive Line

Bolding	7	4	4
Doss	18	9	-
Foxworth	34	22	-
Gainer, Jr.	21	7	4
B. Mays	8	3	1
G. Scott	18	13	13
Washington	32	28	19
Wright	23	14	-

Seniors

Here is a look at the least number of seniors on FBS rosters this fall.

School	Seniors
BYU	3
Colorado	7
Northern Illinois	7
Oregon	7
Central Michigan	8
Old Dominion	9
Louisiana	10
Middle Tennessee	10
UConn	10
Utah	11
Southern Miss	11
Bowling Green	13
Georgia Tech	13

Ratcliff and Kitchen Lead the D-Line in Stops

Sophomore Josh Ratcliff and senior Eriq Kitchen continue to lead the Golden Eagles up front on defense as the pair of defensive linemen rank first and second in tackles among that group with 28 and 25, respectively. Ratcliff tied a career high with five tackles against Rice and three assisted stops versus UTEP. He posted two tackles and a fumble recovery against UAB and an assisted tackle at Middle Tennessee. Ratcliff has at least two stops in eight of nine games.

Kitchen has played in all nine games and started in eight, posting a team-high 5.5 tackles for loss with 3.5 sacks. He has at least four tackles in five games this season.

Briggs Bourgeois Enjoying Strong Start to Season

Redshirt junior Briggs Bourgeois has converted 6-of-9 field goals this season, including a 38-yarder at Middle Tennessee.

He has made 42-of-43 career extra-point attempts, starting his tenure by making his first 34 tries before being snapped versus Troy. As a kickoff specialist, 17 of his kickoffs have been touchbacks.

Bourgeois handled most of the kicking duties last season, after missing the previous year with a leg injury. In 2020, Bourgeois connected on 12 of 16 field goals and all 29 extra-point attempts. His 49-yard field goal against Tulane was a career-long, and Southern Miss' longest since Parker Shaunfield on Sept. 29, 2018.

Hunt Boots the Ball Down the Field

Redshirt junior Mason Hunt, who punted in the first game last season and averaged 32.2 yards per punt over four tries against South Alabama in his only action of the year, battled Griffin Fleming in the preseason before earning the start at punter on opening day against South Alabama.

Hunt, who was named to the Ray Guy Award Watchlist, won the job and did not disappoint as he blasted eight punts for an average of 47.9 yards in the opener. It was, at the time, the longest average by a Golden Eagle punter in a game since Zac Everett enjoyed a 48.7 punting average over three punts against ULM on Sept. 8, 2018.

Hunt enjoyed his best punting day of the season, averaging 51.7 yards per punt over six punts against UTEP. Of his punts, three were over 50 yards including a career-long 63 and 60-yard punts. He pinned UTEP back inside the 20-yardline four times including the 1, 4 and 6 yardlines. He also added a punt to the Miner 9 that was returned for six yards to the 15, but a facemask penalty forced the ball up to the 30.

This season, Hunt averages 43.6 yards over 60 punts with 34 fair catches, 17 inside the opponents 20 and 13 or more for 50 yards.

Three Golden Eagles on Reese's Senior Bowl Watch List

Defensive back Camron Harrell, offensive lineman Bryce Foxworth and wide receiver Jason Brownlee were named to the 2022 Reese's Senior Bowl Watch List. The Reese's Senior Bowl is an annual all-star game for the nation's top seniors.

Future Schedules

Here is a look at non-conference games over the next few seasons (please note opponents and dates are subject to change):

2022	2023	2024	2025
9/3 - Liberty	9/9 at Florida State	8/31 - at Ohio State	8/30 - Miss. State
9/10 - at Miami (Fla.)	9/16 - Tulane	9/21 - at Troy	
9/17 - Northwestern St.	11/18 - at Miss. State		
9/24 - at Tulane			

Former Golden Eagle Assistant Coaches Go On To Become FBS Head Coaches

Here is a look at current FBS head coaches that formerly worked at the school as an assistant coach before going on to lead their own programs. Here is a listing of those coaches:

Coach	School	Years at Southern Miss (Pos. Coach)	Worked For
Blake Anderson	Utah State	2008-11 (QB/OC)	Larry Fedora
Marcus Arroyo	UNLV	2013 (OC/OWR)	Todd Monken
Mack Brown	North Carolina	1975-77 (WR)	Bobby Collins
Chip Lindsey	Troy	2014-15 (OC/QB)	Todd Monken

Some Random Notes to Round Things Out

Here are some random notes regarding Southern Miss football:

- The team features two players whose Dads played in the NFL - Devin Thomas (Adalius Thomas, who also played for the Golden Eagles (1996-99) and Frank Gore, Jr. (Frank Gore, Sr.)
- Southern Miss has two non-offensive touchdowns and one returned via a kickoff return.
- The Golden Eagles currently rank No. 17 nationally in first downs allowed with 152 (15.9 per game)

GAME 10 DEPTH CHART (as of Nov. 9, 2021)

Offense			
WR	1	JASON BROWNLEE	6-3, 202, Jr.
	17	Zay Franks -or-	6-2, 193, Fr.
	86	Jeremiah Robinson	6-0, 196, Fr.
WR	0	DEMARCUS JONES	5-11, 202, RJr.
	85	Brad Dennis	5-11, 168, RJr.
LT	71	PAUL GAINER, JR.	6-3, 315, So.
	72	Matt Ryals	6-8, 331, RFr.
LG	65	GERQUAN SCOTT	6-4, 331, RFr.
	79	Tykeem Doss	6-5, 360, Jr.
C	51	BRIASON MAYS	6-3, 315, So.
	58	Drew Lawson	6-2, 286, Fr.
RG	77	JOHN BOLDING	6-3, 320, So.
	68	Bryce Foxworth	6-3, 320, Jr.
RT	70	KHALIQUE WASHINGTON	6-5, 339, Sr.
	78	My'kal McLeod	6-4, 315, Fr.
WR	15	JAKARIUS CASTON	6-0, 204, Fr.
	16	Brandon Hayes	6-2, 207, Fr.
TE	89	GRAYSON GUNTER	6-5, 247, GS
	88	Luke Baker	6-5, 240, RFr.
QB	24	JAKE LANGE	6-2, 194, Fr.
	9	Tee Webb -or-	6-4, 185, Fr.
	11	Jake Smithhart	5-10, 175, Fr.
RB	3	FRANK GORE, Jr.	5-8, 195, Fr.
	6	Dajon Richard	5-11, 206, RFr.
FB	33	COLE CAVALLO	6-2, 232, RSo.
	48	Ray Ladner	6-4, 240, RJr.

Special Teams			
KO	40	BRIGGS BOURGEOIS	6-1, 192, RJr.
	98	Andrew Stein	5-9, 180, So.
PK	40	BRIGGS BOURGEOIS	6-1, 192, RJr.
	98	Andrew Stein	5-9, 180, So.
P	16	MASON HUNT	6-2, 217, RJr.
	20	Griffin Fleming	6-1, 200, So.
DS	59	JUSTIN HULETT	6-0, 205, RSr.
	56	T.J. Harvey	6-0, 229, RSo.
H	92	PAYTON SNYDER	6-3, 184, RSo.
KR	29	CAMRON HARRELL	5-10, 190, Jr.
	15	JAKARIUS CASTON	6-0, 204, So.
PR	2	DA'QUAN BAILEY-BROWN	5-9, 170, Jr.
	18	Natrone Brooks	5-11, 168, Jr.

Defense			
DE	2	ERIQ KITCHEN	6-2, 292, Sr.
	94	Kristin Booth	6-3, 256, Fr.
NT	36	DASHAWN CRAWFORD	6-5, 287, Sr.
	93	Josh Ratcliff	6-0, 302, So.
DE	46	AVERIE HABAS	6-3, 242, So.
	0	Michael Pleas, Jr.	6-3, 245, Fr.
OLB	45	JOSH CARR, Jr.	6-4, 240, Jr.
	5	Everitt Cunningham	6-3, 245, GS
STAR	29	CAMRON HARRELL	5-10, 190, Jr.
	13	Tyrek Moody	5-10, 198, RJr.
MLB	32	HAYES MAPLES	6-2, 228, RSo.
	35	T.Q. Newsome	6-1, 235, RFr.
WLB	6	SANTRELL LATHAM	6-2, 225, RJr.
	8	Josh Perry	6-2, 212, GS
LCB	1	RACHUAN MITCHELL	5-11, 186, RSr.
	17	Brendan Toles	6-0, 176, Fr.
FS	21	JAY STANLEY	6-2, 215, So.
	20	Lakevias Daniel	6-0, 177, Jr.
WS	9	MALIK SHORTS	6-0, 202, RSo.
	26	Jay Jones	6-1, 211, Fr.
RCB	12	ERIC SCOTT, Jr.	6-2, 192, RJr.
	18	Natrone Brooks	5-11, 168, Jr.

Pronunciation Guide			
Players			
2 Da'Quan Bailey-Brown	Duh-Quan	65 GERQUAN Scott	Ger-kwon
40 Briggs BOURGEOIS	Boo-zwa	9 MALIK Shorts	Ma-leak
18 NATRONE Brooks	Nay-tron	3 TAHJ Sykes	Taj
33 Cole CAVALLO	Cuh-Val-o	70 KHALIQUE Washington	Cull-eek
15 JAKARIUS Caston	Juh-CAR-ee-us	11 ANTAVIOUS Willis	An-tae-vee-us
20 LAKEVIAS Daniel	LUH-kee-vee-us	Coaches	
46 AVERIE HABAS	Avery Hob-us	Jeremy Darveau	Dar-vo
29 CAMRON HARRELL	Cam-ron Her-ell		
97 Trey HEBERT	Aye-bear		
2 ERIQ Kitchen	Eric		
51 BRIASON Mays	Bry-son		
75 Peyton MCKINION	Muh-kin-un		
78 MY'KAL McLeod	Michael		
29 Dalton MELANCON	Mul-oh-saun		
1 RACHUAN Mitchell	Rae-shawn		
0 Michael Pleas, Jr.	Ples		
7 Dominic QUEWON	Kwee-juan		
22 Scott RHEA	Ray		
6 DAJON RICHARD	Day-jawn Ree-chard		

2021 SOUTHERN MISS GOLDEN EAGLES ROSTER

NUMERICAL ROSTER

NO	NAME	POS	HT	WT	CL.-EXP	HOMETOWN / PREVIOUS SCHOOL	NO	NAME	POS	HT	WT	CL.-EXP	HOMETOWN / PREVIOUS SCHOOL
0	Demarcus Jones	WR	5-11	202	RJr.-1L	Vicksburg, Miss. / NW Mississippi CC	43	Khalen Leonard	DB	6-3	182	RFr.-RS	Houston, Texas / Texas Prep Academy
0	Michael Pleas, Jr.	LB	6-3	245	Fr.-SQ	Tallahassee, Fla. / Lincoln HS	45	Josh Carr, Jr.	DE	6-4	240	Jr.-TR	Houston, Texas / Southeastern Louisiana
1	Jason Brownlee	WR	6-3	202	Jr.-1L	West Point, Miss. / East Mississippi CC	46	Averie Habas	LB	6-3	242	So.-1L	Rice Lake, Wis. / Iowa Western CC
1	Rachuan Mitchell	DB	5-11	186	RSr.-3L	Jacksonville, Fla. / University Christian School	47	Michael Jefcoat	TE	6-1	224	Fr.-HS	Greenwood, Miss. / Pillow Academy
2	Daquan Bailey-Brown	WR	5-9	170	Jr.-JC	Pompano Beach, Fla. / Dodge City CC	48	Ray Ladner	TE	6-4	240	RJr.-2L	Kiln, Miss. / Hancock HS
2	Eriq Kitchen	DL	6-2	292	Sr.-2L	Batesville, Miss. / East Mississippi CC	49	Caleb Garner	LB	6-2	224	Fr.-HS	Mendenhall/ Simpson Academy
3	Frank Gore, Jr.	RB	5-8	195	Fr.-1L	Miami, Fla. / Killian HS	51	Briason Mays	OL	6-3	315	So.-TR	Bolivar, Tenn. / West Virginia
3	Tahj Sykes	DL	6-3	324	RJr.-3L	Columbus, Miss. / Columbus HS	55	Devin Thomas	LB	6-1	232	RJr.-3L	Norcross, Ga. / Greater Atlanta Christian HS
5	Everitt Cunningham	DL	6-3	245	GS-TR	West Point, Miss. / Memphis	56	T.J. Harvey	DS	6-0	229	RSo.-3L	Columbus, Ga. / Shaw HS
5	Ty Keyes	QB	6-2	213	Fr.-HS	Taylorsville, Miss. / Taylorsville HS	58	Drew Lawson	OL	6-2	286	Fr.-HS	Madison, Ala. / Bob Jones HS
6	Santrell Latham	LB	6-2	225	RJr.-3L	Meridian, Miss. / Meridian HS	59	Justin Hulett	LS	6-0	205	RSr.-1L	Biloxi, Miss. / Pearl River CC
6	Dajon Richard	RB	5-11	206	RFr.-JC	Meridian, La. / Hinds CC	60	Coker Wright	OL	6-4	290	So.-2L	Brookhaven, Miss. / Brookhaven HS
7	Dominic Quewon	DL	6-3	254	Jr.-1L	Minneapolis, Minn. / Iowa Western CC	61	Stefon Ward	OL	6-5	275	Fr.-HS	Mobile, Ala. / St. Luke's Episcopal School
7	Darius Maberry	RB	5-9	204	RJr.-2L	Bolton, Miss. / Clinton HS	62	Seth Roberson	LS	5-10	233	RFr.-SQ	Oviedo, Fla. / Hagarty HS
8	Trey Lowe	QB	6-2	235	RSo.-1L	Collierville, Tenn. / West Virginia	65	Gerquan Scott	OL	6-4	331	RFr.-1L	Mobile, Ala. / Davidson HS
8	Josh Perry	LB	6-2	212	GS-1L	Amite, La. / Memphis	66	Emanuel Rushing	OL	6-5	324	Fr.-SQ	Winter Springs, Fla. / Winter Springs HS
9	Malik Shorts	DB	6-0	202	RSo.-3L	Bassfield, Miss. / Jefferson Davis County HS	68	Bryce Foxworth	OL	6-3	320	Sr.-4L	Pinellas Park, Fla. / Boca Ciega HS
9	Tee Webb	QB	6-4	185	Fr.-TR	Cartersville, Ga. / Louisville	70	Khalique Washington	OL	6-5	339	Sr.-2L	Lebanon, Pa. / Dodge City CC
11	Antavious Willis	DB	5-10	180	RFr.-1L	Camden, Miss. / Velma Jackson HS	71	Paul Gainer, Jr.	OL	6-3	290	RJr.-3L	Gautier, Miss. / Gautier HS
11	Jake Smithhart	QB	5-10	175	Sr.-TR	Pearl, Miss./Hinds CC	72	Matt Ryals	OL	6-8	331	RFr.-RS	Purvis, Miss. / Purvis HS
12	Eric Scott, Jr.	DB	6-2	202	RJr.-1L	Basehor, Kansas / Butler CC	73	Douglas Gearity	OL	6-4	295	RSo.-SQ	St. Cloud, Fla. / St. Cloud HS
12	Chandler Pittman	WR	5-9	165	Fr.-HS	Magee, Miss. / Magee HS	74	Kameron King	OL	6-2	286	RSo.-SQ	Marshall, Texas / Marshall HS
13	Tyrek Moody	DB	5-10	198	RJr.-1L	Petal, Miss. / Jones College	75	Peyton McKinion	OL	6-7	301	Fr.-JC	Pelahatchie, Miss. / Miss. Gulf Coast CC
14	Jack Walker	QB	6-3	230	RJr.-SQ	Madison, Miss. / Northwest Mississippi CC	77	John Bolding	OL	6-3	320	So.-2L	Spring, Texas / Coffeeville CC
15	Jakarius Caston	WR	6-0	204	So.-JC	Natchez, Miss. / Hinds CC	78	My'kal McLeod	OL	6-4	315	Fr.-HS	Leakesville, Miss. / Greene County HS
15	Vinson Brown	DB	6-0	175	Fr.-SQ	Manvel, Texas / Manvel HS	79	Tykeem Doss	OL	6-5	360	Jr.-1L	Aliceville, Ala. / East Central CC
16	Brandon Hayes	WR	6-2	207	Fr.-1L	Hattiesburg, Miss. / Oak Grove HS	80	Matt Pleasant	WR	5-4	158	RJr.-SQ	Ocean Springs, Miss. / Holmes CC
16	Mason Hunt	P	6-2	217	RJr.-1L	Wiggins, Miss. / Mississippi Gulf Coast CC	82	Jalen May	WR	5-10	172	RSo.-JC	Houston, Miss. / Northwest CC
17	Zay Franks	WR	6-2	193	Fr.-HS	Magee, Miss. / Magee HS	83	Perry Keyes	WR	6-4	186	Jr.-TR	Taylorsville, Miss. / UAB
17	Brendan Toles	DB	6-0	176	Fr.-HS	Oxford, Miss. / Lafayette HS	84	Mitchell Sellers	DL	6-5	270	Fr.-SQ	Paradise, Texas / Paradise HS
18	Natrone Brooks	DB	5-11	168	Jr.-1L	Starkville, Miss. / Copiah-Lincoln CC	85	Brad Dennis	WR	5-11	168	RJr.-1L	Florence, Miss. / Florence HS
18	Jason Goldstein	QB	6-0	198	RSo.-SQ	Briarcliff Manor, N.Y. / Salisburys HS	86	Jeremiah Robinson	WR	6-0	196	Fr.-HS	Petal, Miss. / Petal HS
19	Richard Mays	WR	6-2	212	Fr.-HS	Ridgeland, Miss. / Ridgeland HS	87	Jacob Prince	TE	6-5	242	RSo.-SQ	St. Paul, Minn. / Cretin-Derham HS
19	Kendrick Abney	DB	5-10	195	Jr.-SQ	Heidelberg, Miss. / East Central CC	88	Luke Baker	TE	6-5	240	RFr.-RS	Naples, Fla. / Gulf Coast HS
20	Lakevias Daniel	DB	6-0	177	Jr.-TR	Louisville, Miss. / Ole Miss	89	Grayson Gunter	TE	6-5	247	GS-1L	Madison, Miss. / Arkansas
20	Griffin Fleming	P	6-1	200	So.-1L	Chapel Hill, Queensland, Australia / St. Peter's Lutheran College	90	Marvin Ross	DL	6-2	230	RJr.-TR	Madison, Miss. / Germantown HS
21	Jay Stanley	DB	6-2	215	So.-TR	Greenwood, Miss. / Ole Miss	91	Kyler Carter	DL	6-3	270	RJr.-JC	Noxapater, Miss. / Northeast Miss. CC
21	Zahn Diaz	RB	5-9	194	Fr.-TR	Mandeville, La. / Mississippi College	92	Payton Snyder	P	6-3	184	RSo.-1L	New Albany, Miss. / New Albany HS
22	Scott Rhea	DB	6-0	196	Fr.-SQ	Somerville, Tenn. / Fayette Academy	93	Josh Ratcliff	DL	6-0	302	So.-1L	Belle Rose, La. / East Central CC
23	Dee Baker	RB	6-0	182	RFr.-1L	Flowood, Miss. / NW Rankin HS	94	Kristin Booth	DL	6-3	256	Fr.-1L	Oxford, Ala. / Oxford HS
23	Arian Gregory	LB	6-0	216	Fr.-SQ	Luverne, Ala. / Luverne HS	95	Andrew Cole	DL	6-4	320	RJr.-2L	Somerville, Tenn. / Fayette Ware HS
24	Jake Lange	QB	6-2	194	Fr.-SQ	Jackson, Miss. / Jackson Prep	96	Austin Todd	DL	6-5	320	So.-JC	Hattiesburg, Miss. / East Mississippi CC
24	Tyrese Hopkins	LB	6-2	249	Fr.-SQ	Macon, Miss. / Starkville HS	97	Trey Hebert	PK	5-11	201	Fr.-HS	Ridgeland, Miss. / St. Andrew's HS
26	Jay Jones	DB	6-1	211	Fr.-HS	Demopolis, Ala. / Demopolis HS	98	Andrew Stein	PK	5-9	180	So.-2L	Slidell, La. / Northshore HS
28	Swayze Bozeman	LB	6-3	224	Sr.-2L	Flora, Miss. / Copiah-Lincoln CC	99	Tucker Barefoot	PK	6-0	180	Fr.-TR	Clinton, MS / Northwest CC
28	Jimmie Haywood	RB	5-9	220	RFr.-HS	Theodore, Ala. / Theodore HS							
29	Camron Harrell	DB	5-10	190	Jr.-1L	Bradley, Ill. / College of DuPage							
29	Dalton Melancon	K	5-11	182	RSo.-SQ	Boutte, La. / Hahnville HS							
30	Jack Tannehill	PK	5-9	182	Fr.-HS	Oxford, Miss. / Oxford HS							
31	J.D. Rutherford	DB	5-9	186	Jr.-1L	Bay St. Louis, Miss. / Jones College							
32	Hayes Maples	LB	6-2	228	RSo.-3L	Hattiesburg, Miss. / Oak Grove HS							
33	Cole Cavallo	TE	6-2	232	RSo.-2L	Slidell, La. / Northshore HS							
34	Jeremiah McDonald	DB	6-3	217	RSo.-TR	Slidell, La. / Northwestern							
35	T.Q. Newsome	LB	6-1	235	RFr.-1L	Gulfport, Miss. / Gulfport HS							
36	Dashawn Crawford	DL	6-5	287	Sr.-TR	Bay Springs, Miss. / Virginia Tech							
39	Hayes Puckett	DB	5-10	185	Fr.-HS	Madison, Miss. / Madison-Ridgeland Aca.							
40	Briggs Bourgeois	PK	6-1	192	RJr.-3L	St. Amant, La. / St. Amant HS							
42	Avery White	LB	6-4	241	RFr.-RS	Hurley, Miss. / East Central HS							

The Last Time

Southern Miss Individual

Rushed for 100 or More Yards: 162 yards on 21 carries by Frank Gore, Jr. vs. Grambling State, 9/11/21

Rushed for 200 or More Yards: 219 yards on 27 carries by Ito Smith at ULM, 9/16/17

Rushed for 300 or More Yards: 304 Yards by Sam Dejarnette on 43 carries against Florida State, 9/25/82

Rushed 50 or More Yards for a Touchdown: Frank Gore, Jr. scored from 51 yards vs. Grambling State, 9/11/21

Two Rushers With 100 or More Yards: 128 yards on 8 carries by Ito Smith and 116 yards on 14 carries by George Payne vs. Savannah State, 9/10/16

Three Rushing Touchdowns: Kevin Perkins rushed for three touchdowns vs. North Alabama, 11/7/20

Four Rushing Touchdowns: Tate Whatley rushed for four touchdowns against Liberty, 10/24/20

Five Rushing Touchdowns: Austin Davis rushed for five touchdowns against UAB, 11/1/08

20 Pass Completions: 23 by Jake Lange vs. UTEP, 10/9/21

Passed for 300 or More Yards: Jake Lange had 304 yards on 23-of-37 passing at Rice, 10/2/21

Passed for 400 or More Yards: Jack Abraham had 421 yards on 29-of-36 passing vs. North Texas, 10/12/19

Passed for 500 or More Yards: Nick Mullens had 591 yards on 25-of-36 passing vs. Rice, 10/1/16

Completed a Pass of 50 Yards or More for a Touchdown: Tate Whatley completed a 51-yard pass to Frank Gore, Jr. vs. UTSA, 11/21/20

Completed a Pass 75 Yards or More for a Touchdown: Jack Abraham completed an 88-yard pass to Jason Brownlee vs. Tulane, 9/26/20

Caught 10 or More Passes: Tim Jones caught 10 passes for 96 yards at Rice, 10/26/19

Caught Passes for 100 Yards or More: Jason Brownlee caught 9 passes for 120 yards at Middle Tennessee, 10/30/21

Caught Passes for 200 Yards or More: Quez Watkins caught 7 passes for 209 yards at Troy, 9/14/19

Two Receivers with 100 or More Yards: Jaylond Adams caught 11 passes for 180 yards and Quez Watkins caught 7 passes for 209 yards at Troy, 9/14/19

Two Receivers with Two Receiving Touchdowns: Ito Smith and Mike Thomas both had two touchdowns at Rice, 11/14/15

Caught Three Touchdown Passes: Quez Watkins had three touchdowns vs. Jackson State, 9/1/18

Returned a Punt for a Touchdown: Jaylond Adams returned a punt 80 yards vs. Alcorn State, 8/31/19

Returned a Kickoff for a Touchdown: Camron Harrell returned a kickoff 95 yards at Rice, 10/2/21

Returned a Kickoff and a Punt for a Touchdown: Jaylond Adams returned a kickoff 89 yards and a punt 80 yards vs. Alcorn State, 8/31/19

Returned a Blocked Punt for a Touchdown: 0 yards by Tray Becton-Martin vs. Nevada, 12/24/11

Returned a Blocked Field Goal for a Touchdown: Cornell Armstrong returned a blocked field goal 78 yards at UTEP, 11/1/14

Returned an Interception for a Touchdown: Jay Stanley, 55 yards vs. North Texas, 11/6/21

Two Interceptions for a TD in a Game: Kelsey Douglas vs. Charlotte, 11/18/17

Returned a fumble for a Touchdown: Everitt Cunningham returned a fumble 47 yards vs. Troy, 9/18/21

Scored a Defensive Extra Point: 85 yards by Rod Davis at Alabama, 11/29/01

Southern Miss Miscellaneous

Scored Four or More Touchdowns: Tate Whatley had four touchdowns vs. Liberty, 10/24/20

Punt of More Than 50 Yards: Mason Hunt had a punt of 53 yards vs. North Texas, 11/6/21

Kicked a 50 or More Yard Field Goal: Parker Shaunfield kicked a 51-yard field goal at Auburn, 9/29/18

Had a Safety: Team registered at Rice, 10/2/21

Blocked a Field Goal: Ky'el Hemby blocked Ethan Mooney's 40-yard field goal at North Texas, 10/3/20

Blocked a Punt: Jordan Mitchell vs. UTEP, 9/28/19

Blocked an Extra Point: Jacques Turner at North Texas, 10/13/18

Southern Miss Team

Rushed for 300 or More Yards: 305 vs. Florida Atlantic, 12/10/20

Rushed for 400 or More Yards: 463 vs. UAB, 11/1/08

Passed for 300 or More Yards: 321 at Rice, 10/2/21

Passed for 400 or More Yards: 421 vs. North Texas, 10/12/19

Passed for 500 or More Yards: 514 at Troy, 9/14/19

Total Off. Surpassed 400 Yards: 439 vs. Grambling State, 9/11/21

Total Off. Surpassed 500 Yards: 514 vs. Florida Atlantic, 12/10/20

Total Off. Surpassed 600 Yards: 626 at Troy, 9/14/19

Scored 50 or More Points: 55 vs. Jackson State, 9/1/18

Shut out an Opponent: 37-0 vs. Grambling, 9/11/21

Held an Opp Under 50 Yds Rushing: 31, at South Alabama, 9/4/21

Held Opp Under 100 Yds Rushing: 51, vs. Grambling State, 9/11/21

Held an Opp. Under 50 Yards Passing: 30, vs. Savannah State, 9/10/16

Held an Opp. Under 100 Yards Passing: 90, vs. Grambling State, 9/11/21

Held an Opp. Under 100 Yards of Total Offense: 41, vs. Savannah State, 9/10/16

Opponent Individual

Rushed for 100 or More Yards: 119 by Isaiah Johnson and 112 by Ikaika Ragsdale of North Texas, 11/6/21

Rushed for 200 or More Yards: 209 by Spencer Brown of UAB, 10/28/17

Rushed for 50 or More Yards for a Touchdown: 53 by Jacob Cowing of UTEP, 10/9/21

Scored on Pass play of 50 or More Yards: 81 by Jameson Williams of Alabama, 9/25/21

Five Rushing Touchdowns: 5 by Antowain Smith of Houston, 11/9/96

20 Pass Completions: 20 by Bryce Young of Alabama, 9/25/21

30 Pass Completions: 34 by Jake Browning of Washington, 12/26/15

Passed for 300 or More Yards: 313 by Bryce Young of Alabama, 9/25/21

Passed for 400 or More Yards: 504 by Kaleb Barker of Troy, 9/14/19

Threw at least 5 Touchdown Passes: Bryce Young threw 5 touchdowns for Alabama, 9/25/21

Completed a Pass of 50 or More Yards for a Touchdown: 81 by Bryce Young of Alabama, 9/25/21

Completed a Pass of 75 or More Yards for a Touchdown: 81 by Bryce Young of Alabama, 9/25/21

Caught 10 or More Passes: 10 by Tez Johnson of Troy, 9/18/21

Caught Passes for 100 Yards or More: 105 by Jahleel Billingsley of Alabama, 9/25/21

Returned a Punt for a Touchdown: Eugene Wilson of Illinois returned a punt 70 yards, 9/7/02

Returned a Kickoff for a Touchdown: Jameson Williams of Alabama returned two kickoff 100 and 83 yards, 9/25/21

Recovered a Blocked Punt for a Touchdown: Tra Fluellen of Middle Tennessee returned a blocked punt 18 yards, 10/30/21

Returned a Blocked Field Goal for a Touchdown: Jay Hughes of Mississippi State returned a blocked field goal 68 yards, 8/30/14

Returned an Interception for a Touchdown: DQ Thomas returned a 43-yard pass for Middle Tennessee, 10/30/21

Two Interceptions: Juwan Foggie of Charlotte finished with two interceptions, 10/27/18

Three Interceptions: Amik Robertson of LA Tech finished with three interceptions, 10/19/19

Returned a Fumble for a Touchdown: KD Davis of North Texas returned 43 yards, 11/6/21

Had a Score by Safety: Josh Ortego sack in the end zone for UTEP, 10/9/21

Returned two Fumbles for Touchdowns: Grayson Murphy returned a 37-yard fumble and KD Davis returned a 43-yard fumble for North Texas, 11/6/21

Opponent Miscellaneous

Scored Five or More Touchdowns: 6 by Antowain Smith of Houston, 11/9/96

Kicked a Field Goal 50 Yards or More: 52 yards by Matt Quinn of UAB, 10/16/21

Three or More Field Goals: Merek Glover of Tulane kicked three field goals, 1/4/20

Blocked a Field Goal: North Alabama's Mike Boykin blocked a 28-yard Briggs Bourgeois attempt, 11/17/20

Blocked a Punt: Middle Tennessee's Ralph Mency blocked a Mason Hunt punt, 10/30/21

Blocked an Extra Point: Troy's Will Choloh blocked Briggs Bourgeois' extra point, 9/18/21

Scored a Defensive Extra Point: C.J. Wilson of East Carolina returned a blocked extra point try, 11/28/09

Had a 70-plus yard punt: Kaare Vedvik of Marshall had a 72 yard punt, 10/29/16

Opponent Team

Held USM To Less Than 100 Yards of Total Offense: 54 at Alabama, 9/12/92

Recorded a Shutout: UAB, 34-0, 10/16/21

Rushed for 300 Yards or more: 321 by North Texas, 11/6/21

Rushed for 400 Yards or more: 414 by Tulane, 9/26/20

Held USM to Fewer Than 100 Yards Rushing: 50 by Middle Tennessee, 10/30/21

Passed for 400 or More Yards: 504 by Troy, 9/14/19

Passed for over 500 Yards: 504 by Troy, 9/14/19

Gained Over 500 Yards of Total Off.: 537 by North Texas, 11/6/21

Gained Over 600 Yards of Total Offense: 606 by Alabama, 9/25/21

Scored 50 or More Points: 63 by Alabama, 9/25/21

2021 Starting Assignments

Offense

Opponent	WR	WR	LT	LG	C	RG	RT	TE	WR	QB	RB
South Alabama	Brownlee	Cavallo (FB)	Doss	G. Scott	Fletcher	Foxworth	Washington	Gunter	A. Robinson	Lowe III	Gore, Jr.
Grambling State	Brownlee	Dennis	Doss	G. Scott	Fletcher	Foxworth	Washington	Gunter	D. Jones	Lowe III	Gore, Jr.
Troy	Brownlee	Cavallo (FB)	Doss	G. Scott	Fletcher	Wright	Washington	Gunter	A. Robinson	T. Keyes	Gore, Jr.
Alabama	Brownlee	Dennis	B. Mays	G. Scott	Wright	Foxworth	Washington	Gunter	A. Robinson	T. Keyes	Gore, Jr.
Rice	Brownlee	Dennis	B. Mays	G. Scott	Wright	Foxworth	Washington	Gunter	A. Robinson	T. Keyes	Gore, Jr.
UTEP	Brownlee	Pittman	Gainer, Jr.	G. Scott	Wright	Bolding	Washington	Gunter	D. Jones	Lange	Gore, Jr.
UAB	Brownlee	Cavallo (TE)	Gainer, Jr.	G. Scott	Wright	Bolding	Washington	Ladner	D. Jones	Lange	Gore, Jr.
Middle Tenn.	Brownlee	Dennis	Gainer, Jr.	G. Scott	Wright	Bolding	Washington	Gunter	D. Jones	Lange	Gore, Jr.
North Texas	Brownlee	Caston	Gainer, Jr.	G. Scott	Mays	Bolding	Washington	Gunter	D. Jones	Lange	Gore, Jr.
UTSA											
Louisiana Tech											
FIU											

Defense

Opponent	DE	NT	DE	OLB	MLB	WLB	LCB	STAR	FS	WS	WCB
South Alabama	Kitchen	Sykes	Pleas	Carr, Jr.	Habas	Latham	Mitchell	Harrell	Stanley	Shorts	Scott, Jr.
Grambling State	Kitchen	Sykes	Pleas	Carr, Jr.	Habas	Latham	Mitchell	Harrell	Stanley	Shorts	Scott, Jr.
Troy	Kitchen	Sykes	Pleas	Carr, Jr.	Maples	Latham	Brooks	Harrell	Stanley	Shorts	Scott, Jr.
Alabama	Crawford	Sykes	Pleas	Carr, Jr.	Maples	Latham	Mitchell	Harrell	Stanley	Shorts	Scott, Jr.
Rice	Crawford	Sykes	Pleas	Carr, Jr.	Maples	Latham	Mitchell	Kitchen (DL)	Stanley	Shorts	Ratcliff (DL)
UTEP	Kitchen	Sykes	Ratcliff	Carr, Jr.	Maples	Bozeman	Mitchell	Habas	Stanley	Shorts	Scott, Jr.
UAB	Kitchen	Sykes	Pleas	Carr, Jr.	Maples	Bozeman	Mitchell	Harrell	Stanley	Shorts	Scott, Jr.
Middle Tenn.	Kitchen	Sykes	Habas	Carr, Jr.	Maples	Latham	Mitchell	Harrell	Stanley	Shorts	Scott, Jr.
North Texas	Kitchen	Sykes	Pleas	Carr, Jr.	Bozeman	Latham	Mitchell	Harrell	Stanley	Shorts	Scott, Jr.
UTSA											
Louisiana Tech											
FIU											

Game Recaps

Game 1: South Alabama 31, at Southern Miss 7 (Sept. 4, 2021)

MOBILE, Ala.—South Alabama scored 31 unanswered points and took advantage of four Southern Miss turnovers to defeat the Golden Eagles 31-7 Saturday night at Whitney Hancock Stadium in the season opener for both teams.

The loss spoiled the debut of Southern Miss coach Will Hall.

Southern Miss jumped out to an early lead in the opening period as they capped a 16-play, 73-yard drive with a one yard Trey Lowe touchdown run. It looked like the Golden Eagles had their drive end at the Jaguar 30 on a fourth-down play, but targeting on South Alabama kept the drive alive leading to the game's first score.

The Jaguars responded with a drive of their own as they took a 68-yard run on five plays, which was set up on a 48-yard pass from Jake Bentley to Jalen Tolbert to inside the five. Bentley then hit Trent Tyre three plays later on a one-yard throw in the front corner of the end zone to even the score.

After Southern Miss fumbled the ball on the ensuing kickoff, USA took advantage of the miscue. The Jaguars got the benefit of a roughing the passer call during the pivotal drive, helping lead to a five-yard pass from Bentley to Kareem Walker to put them up 14-7.

Following that 14-7 halftime advantage, USA took the opening kickoff of the second half to score on their opening possession of the second half on a Bentley one yard run.

The Jaguars added a Diego Guajardo 48-yard field goal in the third quarter and Davyn Flenord picked off a pass and returned it 48 yards in the final minute to close out the contest.

Scoring Summary					
	1	2	3	4	F
Southern Miss	7	0	0	0	7
South Alabama	0	14	10	7	31

1st
USM - Lowe 1 run (Bourgeois kick), 3:55

2nd
USA - Tyre 1 pass from Bentley (Guajardo kick), 12:27
USA - Walker 5 pass from Bentley (Guajardo kick), 10:29

3rd
USA - Bentley 1 run (Guajardo kick), 11:48
USA - Guajardo 48 field goal, 9:51

4th
USA - Flenord 48 interception return (Guajardo kick), 0:44

	USM	USA
First Downs	19	13
Rushes-Yards	45-125	34-31
Passing Yards	133	269
Passes Att-Comp-Int	29-13-2	22-17-0
Offensive Yards	74-258	56-300
Fumble Returns-Yards	0-0	0-0
Punt Returns-Yards	3-12	0-0
Kickoff Returns-Yards	2-42	0-0
Interception Returns-Yards	0-0	2-48
Punts (Number-Avg)	8-47.9	8-43.9
Fumbles-Lost	4-2	1-1
Penalties-Yards	8-74	6-70
Possession Time	31:27	28:33
3rd-Down Conversions	2 of 15	3 of 12
4th-Down Conversions	2 of 3	0 of 0
Red-Zone Scores-Chances	1-3	3-4
Sacks By: Number-Yards	3-17	4-31

Individual Statistics
RUSHING: USM: Gore 19-81; Lowe 19-24; TD; Maberry 4-20; Cavallo 2-1; Team 1(-1). **USA:** Walker 18-26; Avery 10-12; Bentley 6(-7); TD.

PASSING: USM: Lowe 29-13-2-133 yards. **USA:** Bentley 22-17-0-269 yards, 2 TDs.

RECEIVING: USM: Caston 3-38; Dennis 3-26; D. Jones 3-24; Gore 1-23; Gunter 1-12; Cavallo 1-9; Robinson 1-1. **USA:** Tolbert 5-168; Lacy 5-67; Wayne 3-20; Walker 2-3; TD; Sefcik 1-10; Tyre 1-1; TD.

TACKLES: USM: Latham 5-0-5; Habas 3-2-5; Harrell 3-1-4; Ratcliff 3-1-4; Shorts 2-2-4; Maples 1-3-4. **USA:** Gallmon, Jr. 5-2-7; Jennings 3-3-6; T. Young 4-1-5; Thomas 3-2-5; Brooks 1-4-5.

Game 2: Southern Miss 37, Grambling State 0 (Sept. 11, 2021)

HATTIESBURG, Miss. (AP) — Frank Gore Jr. ran for a career-best 162 yards and a touchdown and Southern Miss breezed to a 37-0 victory over FCS-member Grambling State Saturday night at The Rock.

The Golden Eagles (1-1) used a 12-yard TD toss from Trey Lowe III to Jason Brownlee to grab a 7-0 first-quarter lead and stretched their advantage to 10-0 on Briggs Bourgeois' 40-yard field goal in the second quarter. Gore Jr. raced 51 yards for a score midway through the second quarter to put Southern Miss up 17-0. From there Bourgeois kicked two field goals, Dajon Richard scored on a 27-yard run and backup QB Ty Keyes got in on the act with an 11-yard TD pass to Jakarius Caston to cap the scoring.

Aldon Clark and Elijah Walker combined to complete 16 of 32 passes for 90 yards for the Tigers (1-1). Grambling State managed just nine first downs and 152 yards of offense, while the Golden Eagles were piling up 439 yards with 22 first downs. Southern Miss had 290 yards on the ground.

The Golden Eagle defense registered its first shutout since the 2017 season and held its opponent to under 100 yards for the second consecutive game.

Scoring Summary					
	1	2	3	4	F
Grambling State	0	0	0	0	0
Southern Miss	7	3	10	17	37

1st
USM - Brownlee 12 pass from Lowe (Bourgeois kick), 4:14

2nd
USM - Bourgeois 40 field goal, 7:36

3rd
USM - Gore, Jr., 51 run (Bourgeois kick), 7:26
USM - Bourgeois 25 field goal, 0:57

4th
USM - Richard 27 run (Bourgeois kick), 14:14
USM - Bourgeois 34 field goal, 10:23
USM - Caston 11 pass from Keyes (Bourgeois kick), 4:51

	GSU	USM
First Downs	9	22
Rushes-Yards	27-51	49-290
Passing Yards	90	149
Passes Att-Comp-Int	32-16-1	24-14-0
Offensive Yards	59-141	73-439
Fumble Returns-Yards	0-0	0-0
Punt Returns-Yards	0-0	1-7
Kickoff Returns-Yards	2-39	1-30
Interception Returns-Yards	0-0	1-0
Punts (Number-Avg)	11-32.6	3-47.7
Fumbles-Lost	0-0	1-1
Penalties-Yards	6-44	7-55
Possession Time	27:50	32:10
3rd-Down Conversions	4 of 17	9 of 17
4th-Down Conversions	0 of 0	0 of 0
Red-Zone Scores-Chances	0-0	4-4
Sacks By: Number-Yards	3-23	2-24

Individual Statistics
RUSHING: GSU: Brutton 8-35; Russell 9-17; Foley 1-7; D. Clark 1-5; Walker 3-4; A. Clark 5(-17). **USM:** Gore, Jr. 21-162; TD; Richard 10-76; TD; T. Keyes 8-56; Driver 1-2; Maberry 1-1; Baker 2(-1); Team 1(-2); Lowe 5(-4).

PASSING: GSU: A. Clark 19-8-1-60 yards; Walker 13-8-0-20 yards, TD. **USM:** Lowe 13-10-0-99 yards, TD; T. Keyes 11-4-0-50 yards, TD.

RECEIVING: GSU: Brutton 4-13; Johnson 3-26; Ross 3-20; Russell 2-10; White 2-9; Foley 1-7; James 1-5. **USM:** Brownlee 5-19, TD; Caston 4-50, TD; D. Jones 2-40; Richard 1-18; Gunter 1-16; Gore, Jr. 1-6.

TACKLES: GSU: Thomas 5-3-8; Matthews 3-5-8; Martin 5-0-5. **USM:** Shorts 4-2-6; Carr, Jr. 3-1-4; Latham 2-1-3.

Game 3: Troy 21, at Southern Miss 9 (Sept. 18, 2021)

HATTIESBURG, Miss. (AP) — Kimai Vidal found a narrow seam on the right side to fight his way into the end zone from the 8, capping a 21-point second-half rally as Troy defeated Southern Miss 21-9 Saturday night.

Taylor Powell threw a 20-yard touchdown pass to Jabre Barber as Troy (3-0) took its first drive after halftime for 75 yards and the lead, 7-3. By the end of the third quarter, the score was 14-3 after Powell found Deyunkea Lewis from 16 yards out.

The Trojans outgained Southern Miss 304-156 in total offense, holding the Golden Eagles (1-2) to minus-1 yards rushing. Southern Miss' Frank Gore, Jr., who averaged 121.5 yards rushing per game, was held to 31 on 15 carries. Ty Keyes posted minus-45 after nine sacks for a loss of 70 yards.

Troy has held seven of its last nine opponents to fewer than 21 points.

The Southern Miss defense had limited its first two opponents this season to less than 100 yards rushing and was ranked No. 7 nationally in total defense.

Scoring Summary					
	1	2	3	4	F
Troy	0	0	14	7	21
Southern Miss	3	0	0	6	9

1st
USM - Bourgeois 46 field goal, 12:06

3rd
TROY - Barber 17 pass from Powell (Buce kick), 12:53
TROY - Lewis 16 pass from Powell (Buce kick), 0:41

4th
TROY - Vidal 8 rush (Buce kick), 5:49
USM - Cunningham 47 fumble return (Bourgeois kick blocked), 3:04

	TROY	USM
First Downs	17	14
Rushes-Yards	32-49	39(-1)
Passing Yards	255	157
Passes Att-Comp-Int	40-27-0	27-16-2
Offensive Yards	72-304	66-156
Fumble Returns-Yards	0-0	1-47
Punt Returns-Yards	1-16	5-44
Kickoff Returns-Yards	0-0	1-32
Interception Returns-Yards	2-37	0-0
Punts (Number-Avg)	9-40.0	10-42.5
Fumbles-Lost	2-2	0-0
Penalties-Yards	10-85	7-54
Possession Time	30:54	29:06
3rd-Down Conversions	7 of 17	5 of 17
4th-Down Conversions	0 of 1	0 of 1
Red-Zone Scores-Chances	3-4	0-0
Sacks By: Number-Yards	9-70	4-30

Individual Statistics
RUSHING: TROY: Vidal 17-45, TD; Todd 1-24; Woods 3-16; BJ Smith 4-6; T. Johnson 1-4; Team 2(-16); Powell 4(-30). **USM:** Gore, Jr. 15-31; Pittman 1-12; Cavallo 1-3; Richard 3(-2); Keyes 19(-45).

PASSING: TROY: Powell 39-27-0-255 yards, 2 TDs; Todd 1-0-0-0 yards. **USM:** Keyes 27-16-2-157 yards.

RECEIVING: TROY: T. Johnson 10-106; Whittemore 6-58; Barber 4-46; Todd 2-31; Woods 2-3; Lewis 1-16; Lewis 1(-2); BJ Smith 1(-3). **USM:** Gore, Jr. 5-44; A. Robinson 3-49; Brownlee 3-25; D. Jones 2-13; Dennis 1-11; Gunter 1-8; Richard 1-7.

TACKLES: TROY: Solomon 5-4-9; Martial 4-4-8; Jibunior 4-3-7. **USM:** Shorts 6-1-7; Stanley 2-5-7; Carr 2-3-5; Habas 2-3-5; Latham 1-4-5.

Game 4: at No. 1 Alabama 63, Southern Miss 14 (Sept. 25, 2021)

TUSCALOOSA, Ala. (AP) — KJameson Williams was off to the races the first time he touched the ball, and the second, and the fourth.

Williams, the Ohio State transfer, had three monster plays. He opened the game with a 100-yard kickoff return, then added an 81-yard touchdown catch on his second touch and another 83-yard runback in the top-ranked Crimson Tide's 63-14 win over Southern Miss on Saturday night.

Williams and the Crimson Tide (4-0) needed just 14 seconds to put to rest any worries of a letdown against Southern Miss (1-3).

Bryce Young was nearly flawless in throwing for five touchdowns while completing 20 of 22 passes for 313 yards.

Williams, meanwhile, had 258 all-purpose yards on just four touches.

The performance was marred only by a third quarter interception — his first of the season — at the goal line when the ball bounced off Williams, who was unstoppable when he caught the ball.

Williams spun out of the grasp of a defender and raced the remaining 65 yards untouched.

Roydell Williams ran for 110 yards and Jase McClellan gained 97, plus a 9-yard touchdown catch. Jahleel Billingley caught five passes for 105 yards and a score.

Even an Alabama mistake resulted in a touchdown.

John Metchie III was diving toward the goal line in the first quarter when he was knocked out of bounds. The ball popped out after he tried to reach back across the pylon, but tight end Cameron Latu reached across the line and pulled it into the end zone.

Southern Miss freshman Ty Keyes made his second straight start in place of an injured Trey Lowe. Keyes passed for 131 yards and two touchdowns with an interception. He also led the Golden Eagles with 41 rushing yards.

"I thought our young quarterback really grew up tonight," coach Will Hall said, adding that "he showed he belongs in an environment like this."

Scoring Summary					
	1	2	3	4	F
Southern Miss	0	7	0	7	14
Alabama	21	21	7	14	63

1st
ALA - J. Williams 100 kickoff return (Reichard kick), 14:46
ALA - Billingsley 16 pass from Young (Reichard kick), 9:41
ALA - Latu 1 pass from Young (Reichard kick), 3:00

2nd
ALA - R. Williams 1 run (Reichard kick), 14:26
ALA - J. Williams 81 pass from Young (Reichard kick), 12:36
USM - Pittman 14 pass from T. Keyes (Bourgeois kick), 5:26
ALA - McClellan 9 pass from Young (Reichard kick), 0:15

3rd
ALA - Latu 11 pass from Young (Reichard kick), 12:22

4th
USM - D. Jones 11 pass from T. Keyes (Bourgeois kick), 13:29
ALA - J. Williams 83 kickoff return (Reichard kick), 13:16
ALA - Baker 24 pass from Milroe (Reichard kick), 2:49

	USM	ALA
First Downs	11	22
Rushes-Yards	33-82	33-211
Passing Yards	131	395
Passes Att-Comp-Int	24-11-1	26-23-1
Offensive Yards	57-213	59-606
Fumble Returns-Yards	0-0	0-0
Punt Returns-Yards	1-18	1(-2)
Kickoff Returns-Yards	3-59	3-177
Interception Returns-Yards	1-13	1-6
Punts (Number-Avg)	9-36.3	2-39.0
Fumbles-Lost	0-0	1-0
Penalties-Yards	5-36	7-60
Possession Time	31:18	28:42
3rd-Down Conversions	5 of 15	6 of 10
4th-Down Conversions	0 of 1	1 of 1
Red-Zone Scores-Chances	2-2	4-4
Sacks By: Number-Yards	2-11	2-19

Individual Statistics
RUSHING: USM: T. Keyes 12-41; Pittman 6-28; Gore, Jr. 9-7; Richard 4-7; Webb 1-1. **ALA:** R. Williams 11-110, TD; McClellan 12-97; Sanders 5-12; Milroe 2-5; TEAM 1(-2); B. Young 2(-11).

PASSING: USM: T. Keyes 24-11-1-131 yards, 2 TDs. **ALA:** Young 22-20-1-313 yards, 5 TDs; Tyson 3-2-0-58 yards; Milroe 1-1-0-24 yards, TD.

RECEIVING: USM: Gunter 3-61; Bailey-Brown 2-3; Brownlee 1-19; Richard 1-19; Pittman 1-14, TD; D. Jones 1-11, TD; Gore, Jr. 1-4; Dennis 1-0. **ALA:** Metchie 7-45; Billingsley 5-105, TD; Latu 3-57, 2 TDs; Baker 2-59, TD; Bolden 2-27; J. Williams 1-81, TD; McClellan 1-7, TD; Holden 1-9; Sanders 1-3.

TACKLES: USM: Shorts 6-4-10; Stanley 7-1-8; Latham 2-4-6. **ALA:** Battle 2-5-7; Hellams 4-1-5; Harris 4-1-5; Anderson 3-2-5.

Game Recaps

Game 5: at Rice 24, Southern Miss 19 (Oct. 2, 2021)

HOUSTON (AP) — Jake Constantine threw for two scores and Rice's defense snared four interceptions, and the Owls never trailed in a 24-19 win over Southern Miss at Rice Stadium.

Following five straight losses against its Conference USA foe, Rice (2-3, 1-0) now has a two-game winning streak against the Golden Eagles (1-4, 0-1).

Constantine threw a 19-yard touchdown to Robert French to start the second half and extend Rice's lead to 17-7. After the Owls' defense came up with a pick on Southern Miss' next drive, Cedric Patterson III ran for a 38-yard score for a 24-7 lead. The Golden Eagles responded on the following kickoff when Camron Harrell ran it back 95 yards to reduce the deficit to 10.

It was the second kickoff return for a touchdown for Harrell in the last two seasons, tying a career school record.

Jake Lange threw for 304 yards for Southern Miss with a touchdown and three interceptions after he took over for Ty Keyes, who got injured on the first drive. It was the first time Lange got action in his Southern Miss career. Jason Brownlee caught eight passes for 127 yards.

It was the fifth 100-yard receiving game of his career for Brownlee.

Scoring Summary					
	1	2	3	4	F
Southern Miss	7	0	7	5	19
Rice	7	3	14	0	24
1st					
RICE - Bailey 39 pass from Constantine (VanSickle kick), 8:06					
USM - Pittman 31 pass from Lange (Bourgeois kick), 5:10					
2nd					
RICE - VanSickle 41 field goal, 3:46					
3rd					
RICE - French 19 pass from Constantine (VanSickle kick), 10:53					
RICE - Patterson III 38 run (VanSickle kick), 9:32					
USM - Harrell 95 kickoff return (Bourgeois kick), 9:19					
4th					
USM - Bourgeois 26 field goal, 11:16					
USM - Team Safety, 0:07					
	USM		RICE		
First Downs	21		15		
Rushes-Yards	27-57		33-118		
Passing Yards	321		207		
Passes Att-Comp-Int	40-25-4		23-17-0		
Offensive Yards	67-378		56-325		
Fumble Returns-Yards	0-0		0-0		
Punt Returns-Yards	3-15		0-0		
Kickoff Returns-Yards	3-115		1-16		
Interception Returns-Yards	0-0		4-7		
Punts (Number-Avg)	4-36.0		6-43.7		
Fumbles-Lost	0-0		0-0		
Penalties-Yards	10-90		5-40		
Possession Time	28:19		31:41		
3rd-Down Conversions	4 of 13		8 of 16		
4th-Down Conversions	1 of 1		0 of 0		
Red-Zone Scores-Chances	1-2		1-1		
Sacks By: Number-Yards	1-12		5-42		
Individual Statistics					
RUSHING: USM: Gore Jr. 17-79; Richard 2-14; T. Keyes 1-3; Lange 7(-39). RICE: Patterson III 1-38, TD; Broussard 6-25; Myers 10-20; McCaffrey 2-16; Montgomery 4-11; Griffin 3-10; Constantine 7(-2).					
PASSING: USM: T. Keyes 3-2-1-17 yards; Lange 37-23-3-304 yards, TD. RICE: Constantine 22-16-0-192 yards, 2 TDs; McCaffrey 1-1-0-15 yards.					
RECEIVING: USM: Brownlee 8-127; Robinson 4-57; Gore Jr. 4-36; D. Jones 2-23; Dennis 2-22; Pittman 1-31, TD; Bailey-Brown 1-20; Caston 1-8; Gunter 1-4; Richard 1-3. RICE: Bailey 5-83, TD; Bradley 5-47; Patterson 3-37; Myers 2-21; French 1-19, TD; Montgomery 1-0.					
TACKLES: USM: Shorts 4-8-12; Carr, Jr. 2-5-7; Maples 4-2-6. RICE: Peary 2-9-11; Schuman 2-8-10; Nyakwol 5-4-9.					

Game 6: UTEP 26, at Southern Miss 13 (Oct. 9, 2021)

HATTIESBURG, Miss. (AP) — Breon Heyward scooped up a fumble and raced 53 yards for a touchdown to help UTEP to a 26-13 win over Southern Mississippi on Saturday night.

Ronald Awatt ran for 159 yards and a touchdown and Jacob Cowing broke free for a 53-yard touchdown to give UTEP a 14-7 halftime advantage.

Jake Lange threw a 31-yard touchdown pass to Jason Brownlee in the first quarter to get the Golden Eagles even at 7-7, but had the ball stripped early in the third quarter and Heyward converted to put the Miners up, 21-7.

Awatt had 18 carries and scored the game's first touchdown on a 17-yard run five minutes into the game. Deion Hankins carried 13 times for 46 yards for UTEP (5-1, 2-0 Conference USA).

Lange was 20 of 31 for 239 yards passing and threw two touchdowns, but was picked off once and sacked five times. The Golden Eagles (1-5, 0-2) ran the ball 32 times for 15 yards.

The Golden Eagles had a five-game winning streak snapped against the Miners and also lost their first homecoming in the last six seasons. The school did not celebrate homecoming in 2020 due to COVID-19.

Scoring Summary					
	1	2	3	4	F
UTEP	7	7	7	5	26
Southern Miss	7	0	0	6	13
1st					
UTEP - Awatt 17 run (Baechle kick), 9:22					
USM - Brownlee 31 from Lange (Bourgeois kick), 5:42					
2nd					
UTEP - Cowing 53 run (Baechle kick), 6:20					
3rd					
UTEP - Hayward 55 yard fumble recovery (Baechle kick), 11:14					
4th					
UTEP - Ortega safety, sack in end zone, 8:39					
UTEP - Baechle 38 field goal, 4:55					
USM - D. Jones 3 pass from Lange (Lange pass failed), 2:02					
	UTEP		USM		
First Downs	16		17		
Rushes-Yards	39-265		32-15		
Passing Yards	127		239		
Passes Att-Comp-Int	17-7-1		31-20-1		
Offensive Yards	56-392		63-254		
Fumble Returns-Yards	1-55		0-0		
Punt Returns-Yards	2-6		1-2		
Kickoff Returns-Yards	2-34		2-48		
Interception Returns-Yards	1-0		1-0		
Punts (Number-Avg)	6-42.2		6-51.7		
Fumbles-Lost	0-0		1-1		
Penalties-Yards	6-62		13-90		
Possession Time	30:48		29:12		
3rd-Down Conversions	4 of 13		4 of 13		
4th-Down Conversions	0 of 0		0 of 1		
Red-Zone Scores-Chances	2-4		1-2		
Sacks By: Number-Yards	5-39		0-0		
Individual Statistics					
RUSHING: UTEP: Awatt 18-159, TD; Cowing 1-53, TD; Hankins 13-46; Brownholtz 3-11; Flores 1-8; Team 3(-12). USM: Gore Jr. 16-43; Richard 4-3; Pittman 1-1; Walker 2-1; Team 1(-1); Lange 8(-32).					
PASSING: UTEP: Hardison 17-7-1-127 yards, USM: Lange 31-20-1-239 yards, 2 TDs.					
RECEIVING: UTEP: Flores 4-48; Cowing 2-24; T. Smith 1-55. USM: Caston 4-94; Gore Jr. 4-58; D. Jones 3-10, TD; Pittman 3(-2); Brownlee 2-50, TD; Gunter 2-14; Dennis 2-8; Richard 1-7.					
TACKLES: UTEP: Hayward 5-3-8; Prince 4-3-7; Knight 3-4-7. USM: Maples 2-7-9; Shorts 4-2-6; Stanley 3-2-5.					

Game 7: UAB 34, at Southern Miss 0 (Oct. 16, 2021)

HATTIESBURG, Miss. (AP) — Dylan Hopkins threw for one touchdown and ran for another to lead UAB to a 34-0 win over Southern Miss at M.M. Roberts Stadium.

It was the first time since 2014 that the Golden Eagles had been shut out in a contest.

Noah Wilder had 14 tackles to lead a defense that held the Golden Eagles to 107 yards of offense and Grayson Cash blocked a punt and recovered it in the end zone.

After a tight first quarter, Hopkins and Gerrit Prince hooked up for a 34-yard touchdown on the first play of the second quarter, a fourth-down play, and then Cash made his big play on special teams barely a minute later to put the Blazers up 17-0.

DeWayne McBride scored on a 31-yard run the next time UAB got the ball and late in the quarter Hopkins capped a drive with a short run and the Blazers led 31-0.

Matt Quinn's second field goal, a 52-yarder in the third quarter, was the only scoring in the second half.

McBride had 137 yards rushing on 17 carries. Southern Miss' Josh Ratcliff recovered a fumble late in the game.

The Golden Eagles had one turnover and nine punts. Malik Shorts led Southern Miss with a team-high 14 tackles.

Scoring Summary					
	1	2	3	4	F
UAB	3	28	3	0	34
Southern Miss	0	0	0	0	0
1st					
UAB - Quinn 25 field goal, 10:46					
2nd					
UAB - Prince 34 pass from Hopkins (Quinn kick), 14:52					
UAB - Cash 0 blocked punt return (Quinn kick), 13:45					
UAB - McBride 31 run (Quinn kick), 9:34					
UAB - Hopkins 3 run (Quinn kick), 2:30					
3rd					
UAB - Quinn 52 field goal, 8:41					
	UAB		USM		
First Downs	20		9		
Rushes-Yards	42-233		35-75		
Passing Yards	165		32		
Passes Att-Comp-Int	20-11-0		16-6-1		
Offensive Yards	62-388		51-107		
Fumble Returns-Yards	0-0		0-0		
Punt Returns-Yards	1-22		2-12		
Kickoff Returns-Yards	0-0		1-0		
Interception Returns-Yards	1-2		0-0		
Punts (Number-Avg)	4-43.8		9-33.9		
Fumbles-Lost	1-1		2-0		
Penalties-Yards	9-79		9-77		
Possession Time	34:08		25:52		
3rd-Down Conversions	5 of 12		3 of 14		
4th-Down Conversions	1 of 1		0 of 0		
Red-Zone Scores-Chances	2-3		0-0		
Sacks By: Number-Yards	3-22		1-2		
Individual Statistics					
RUSHING: UAB: McBride 17-137, TD; Brown, Jr. 7-20; Gates 4-17; Stanley 4-13; Hopkins 2-13, TD; Rudolph 1-9; TJ Jones 1-5; Johnston III 3-3; Wooden 1-3; Lucero 1-3. USM: Gore, Jr. 13-40; Richard 8-28; Pittman 6-24; D. Jones 1-2; Webb 1(-2); Caston 2(-3); Lange 4(-14).					
PASSING: UAB: Hopkins 13-8-0-147 yards, TD; Johnston III 7-3-0-18 yards. USM: Lange 10-3-0-18 yards; Webb 5-2-1-5 yards; Pittman 1-1-0-9 yards.					
RECEIVING: UAB: Brown, Jr. 4-48; Shropshire 2-45; TJ Jones 2-21; Prince 2-34, TD; Pittman 1-10; McBride 1-7. USM: Brownlee 1-14; D. Jones 1-9; Bailey-Brown 1-6; Cavallo 1-4; Richard 1-0; Gore 1(-1).					
TACKLES: UAB: Wilder 2-12-14; Stanley 1-5-6; Wright 3-2-5; Young 1-4-5. USM: Shorts 7-7-14; Carr, Jr. 2-5-7; Pleas 1-5-6.					

Game 8: at Middle Tennessee 35, Southern Miss 10 (Oct. 30, 2021)

MURFREESBORO, Tenn. (AP) — Backup quarterback Mike DeLiello ran for 77 yards and a pair of touchdowns and the Middle Tennessee defense had five takeaways as the Blue Raiders defeated Southern Miss 35-10 on Saturday.

In addition to DeLiello's touchdown runs of 6 and 14 yards, Middle Tennessee scored off a blocked punt, a fumble recovery and an interception. The Blue Raiders entered the game tied with Iowa for the national lead with 20 forced turnovers.

DeLiello, who came on in the first quarter for the injured Chase Cunningham (lower body), completed eight of 12 passes for 78 yards. Trailing 7-0, DeLiello converted a fourth-down pass to DJ England-Chisolm on the way to his 6-yard TD run to knot the score at 7-7.

Less than a minute later, Tra Fluellen scooted 18 yards to score after a blocked punt and Middle Tennessee led the rest of the way. Jordan Branch added a 29-yard return of a fumble recovery as the Blue Raiders led 21-7 at halftime.

DeLiello added a second touchdown and DQ Thomas a 43-yard interception return for a TD in the second half.

Jake Lange threw for 166 yards and a touchdown but was intercepted twice and sacked seven times for Southern Miss. Frank Gore carried 20 times for 83 yards. Jason Brownlee finished with a career-high nine catches for 120 yards and a touchdown.

Scoring Summary					
	1	2	3	4	F
Southern Miss	7	0	3	0	10
Middle Tennessee	14	7	14	0	35
1st					
USM - Brownlee 13 pass from Lange (Bourgeois kick), 7:47					
MT - DeLiello 6 run (Rankin kick), 1:08					
MT - Fluellen 18 punt blocked return (Rankin kick), 0:14					
2nd					
MT - Branch 29 fumble return (Rankin kick), 11:42					
3rd					
USM - Bourgeois 38 field goal, 7:46					
MT - DeLiello 14 run (Rankin kick), 5:09					
MT - Thomas 43 interception return (Rankin kick), 0:26					
	USM		MT		
First Downs	23		16		
Rushes-Yards	41-50		35-145		
Passing Yards	184		142		
Passes Att-Comp-Int	41-18-3		21-14-1		
Offensive Yards	82-234		56-287		
Fumble Returns-Yards	0-0		1-29		
Punt Returns-Yards	0-0		3-107		
Kickoff Returns-Yards	4-68		2-33		
Interception Returns-Yards	1-0		3-84		
Punts (Number-Avg)	6-37.2		3-49.7		
Fumbles-Lost	2-2		4-3		
Penalties-Yards	12-96		8-83		
Possession Time	33:00		27:00		
3rd-Down Conversions	5 of 18		1 of 9		
4th-Down Conversions	2 of 5		1 of 3		
Red-Zone Scores-Chances	1-1		2-4		
Sacks By: Number-Yards	2-9		7-61		
Individual Statistics					
RUSHING: USM: Gore, Jr. 20-83; Richard 12-34; Team 1(-1); D. Baker 1(-5); Lange 7(-61). MT: DeLiello 11-77, 2 TDs; Peasant 7-44; Pettaway 9-23; Lane 1-11; Vattiato 1-5; Ali 1-1; Mobley 3(-1); Cunningham 1(-5); Thompson 1(-10).					
PASSING: USM: Lange 34-16-1-166 yards, TD; Webb 6-2-1-18 yards; Smithhart 1-0-0-0 yards. MT: Cunningham 7-4-1-48 yards; DeLiello 12-8-0-78 yards; Vattiato 2-0-2-0 yards.					
RECEIVING: USM: Brownlee 9-120, TD; Gunter 3-44; Cavallo 3-6; Dennis 1-11; Ricahrd 1-7; D. Jones 1-6. MT: Pierce 3-75; Lane 3-15; Marshall 2-14; Ali 2-11; Tinsley 1-12; England-Chisolm 1-6; Pettaway 1-5; Thompson 1-4.					
TACKLES: USM: Latham 4-3-7; Carr 3-2-5; Stanley 2-3-5; Newsome 1-4-5. MT: DQ Thomas 8-2-10; Davis 3-6-9; Blankenship 7-1-8; Ferguson 3-5-8.					

Game Recaps

Game 9: North Texas 38, at Southern Miss 14 (Nov. 6, 2021)

HATTIESBURG, Miss.—North Texas scored 38 unanswered points to rally and defeat Southern Miss 38-14 in Conference USA West Division action at Carlisle-Faulkner Field at M.M. Roberts Stadium.

Southern Miss jumped out to a 14-0 advantage as the squad took their first possession 66 yards on five plays, which culminated in a 17-yard pass from freshman Jake Lange to Jason Brownlee.

The drive started on a nine-yard pass from Lange to Grayson Gunter, before Frank Gore, Jr., raced 38 yards into Mean Green territory. Gore, Jr., finished the contest with 82 yards rushing on 12 carries, while Lange threw for 116 yards on 17-of-25 attempts.

Brownlee added four catches for 53 yards. The Golden Eagles increased their advantage on North Texas' next possession when Jay Stanley picked off an Austin Aune pass and returned to 55 yards for a score. It was the first time a Golden Eagle returned a pick for a score since DQ Thomas returned a UAB pass 55 yards in 2019.

North Texas, though, used their ground game to eat up the clock as they tallied 321 yards on the ground and held the football for 34 minutes, 14 seconds. In all, the Mean Green collected 537 total yards.


The Golden Eagles took the momentum into the locker room at halftime as they stopped the Mean Green at the goal line on the last play of the half to take a 14-7 lead at intermission.

In the second half, Ikaika Ragsdale recorded two third-quarter touchdowns – from 2 and 44 – yards to take lead for good. Isaiah Johnson led all rushers with 119 yards on 17 carries with a score, while Ragsdale ended the contest with 112 yards on 15 carries.


The Mean Green also added a pair of touchdowns on fumble returns in the second half.

Scoring Summary					
	1	2	3	4	F
North Texas	0	7	21	10	38
Southern Miss	14	0	0	0	14
1st					
USM - Brownlee 17 pass from Lange (Bourgeois kick), 10:02					
USM - Stanley 55 interception return (Bourgeois kick), 7:37					
2nd					
UNT - I. Johnson 8 run (Mooney kick), 5:38					
3rd					
UNT - Ragsdale 2 run (Mooney kick), 9:53					
UNT - Ragsdale 44 run (Mooney kick), 6:01					
UNT - Murphy 37 fumble return (Mooney kick), 4:44					
4th					
UNT - Mooney 28 field goal, 10:15					
UNT - K. Davis 43 fumble return, 3:44					
	UNT		USM		
First Downs	25		11		
Rushes-Yards	59-321		17-113		
Passing Yards	216		116		
Passes Att-Comp-Int	31-16-1		25-17-0		
Offensive Yards	90-537		52-229		
Fumble Returns-Yards	2-80		0-0		
Punt Returns-Yards	2-7		3-34		
Kickoff Returns-Yards	0-0		3-71		
Interception Returns-Yards	0-0		1-55		
Punts (Number-Avg)	4-40.2		7-39.9		
Fumbles-Lost	1-0		3-2		
Penalties-Yards	9-99		4-35		
Possession Time	34:14		25:46		
3rd-Down Conversions	12 of 22		3 of 12		
4th-Down Conversions	3 of 4		0 of 1		
Red-Zone Scores-Chances	3-4		1-2		
Sacks By: Number-Yards	3-20		1-5		
Individual Statistics					
RUSHING: UNT: I. Johnson 17-119, TD; Ragsdale 15-112, 2 TDs; Adeyi 12-46; Torrey 11-40; Aune 4-4. USM: Gore, Jr. 12-82; Ricahrd 10-48; Smithhart 2-3; Lange 27-113.					
PASSING: UNT: Aune 30-16-1-216 yards; Team 1-0-0-0 yards. USM: Lange 25-17-0-116 yards.					
RECEIVING: UNT: Pirtle 5-48; D. Brown 4-85; Ward 3-39; Burns 2-25; Ragsdale 1-17; I. Johnson 1-2. USM: D. Jones 6-49; Brownlee 4-53; TD; Gore, Jr. 3-(-5); Gunter 2-13; Caston 1-13; Gainer, Jr. 1-(-7).					
TACKLES: UNT: T. Davis 7-2-9; Wood 6-3-9; KD Davis 3-5-8. USM: Shorts 10-3-13; Maples 5-5-10; Bozeman 3-6-9.					


Game 10: Southern Miss at UTSA (Nov. 13, 2021)



Game 11: Southern Miss at Louisiana Tech (Nov. 19, 2021)



Game 12: FIU at Southern Miss (Nov. 27, 2021)





2021-22 Southern Miss. Football
Game Results
All games

Team Results

	Date	Opponent		Score	Overall	Conf	Time	Attend
	09/04/2021	at South Alabama	L	7-31	0-1	0-0	3:23	20156
	09/11/2021	Grambling	W	37-0	1-1	0-0	3:18	25235
	09/18/2021	Troy	L	9-21	1-2	0-0	3:36	24242
	09/25/2021	at Alabama	L	14-63	1-3	0-0	3:10	100077
*	10/02/2021	at Rice	L	19-24	1-4	0-1	3:22	16031
*	10/09/2021	UTEP	L	13-26	1-5	0-2	3:28	26049
*	10/16/2021	UAB	L	0-34	1-6	0-3	3:00	21514
*	10/30/2021	at Middle Tenn.	L	10-35	1-7	0-4	3:22	10721
*	11/06/2021	North Texas	L	14-38	1-8	0-5	3:06	22478



**2021-22 Southern Miss. Football
Overall Team Statistics
All games**

Team Statistics

	USM	OPP
Scoring	123	272
Points per game	13.7	30.2
Points Off Turnovers	30	77
First Downs	147	152
Rushing	63	60
Passing	64	79
Penalty	20	13
Rushing Yardage	806	1425
Yards gained rushing	1228	1631
Yards lost rushing	422	206
Rushing attempts	328	334
Average per rush	2.5	4.3
Average per game	89.6	158.3
TDs Rushing	3	13
Passing Yardage	1462	1885
Comp-Att-Int	140-257-14	149-233-5
Average per pass	5.7	8.1
Average per catch	10.4	12.7
Average per game	162.4	209.4
TDs Passing	9	14
Total offense	2268	3310
Total plays	585	567
Average per play	3.9	5.8
Average per game	252.0	367.8
Kick returns: #-Yards	20-465	10-299
Punt returns: #-Yards	19-144	10-114
Int returns: #-Yards	5-68	14-189
Kick return average	23.3	29.9
Punt return average	7.6	11.4
Int return average	13.6	13.5
Fumbles-Lost	13-8	10-7
Penalties-Yards	76-607	66-628
Average per game	67.4	69.8
Punts-Yards	62-2613	53-2193
Average per punt	42.1	41.4
Net punt average	38.5	36.3
Kickoffs-Yards	34-1830	53-3237
Average per kick	53.8	61.1
Net kick average	31.3	38.0
Time of possession / game	29:07	30:26
3rd-down conversion	40/134	50/129
3rd-down pct	30%	39%
4rd-down conversion	5/14	6/11



2021-22 Southern Miss. Football
Overall Team Statistics
All games

	USM	OPP
4rd-down pct	36%	55%
Sacks by-Yards	16-110	41-327
Misc Yards	0	0
Touchdowns scored	15	36
Field goals - attempts	6-9	6-9
On-Side kicks	2-2	0-0
Red-zone scores	(11-16) 69%	(20-28) 71%
Red-zone touchdowns	(8-16) 50%	(17-28) 61%
PAT-attempts	(13-15) 87%	(36-36) 100%
Attendance	119518	146985
Games / Avg per game	5/23904	4/36746
Neutral site games	-	0/0

Score by Periods

Team	1st	2nd	3rd	4th	OT	TOT
Southern Miss.	52	10	20	41	0	123
Opponents	52	87	90	43	0	272



**2021-22 Southern Miss. Football
Individual Statistics
All games**

Rushing

Player	gp	att	gain	loss	net	avg	td	lg	avg/g
Frank Gore	9	142	642	34	608	4.3	1	51	67.6
Dajon Richard	8	53	225	17	208	3.9	1	27	26.0
Ty Keyes	4	40	161	106	55	1.4	0	25	13.8
Jake Lange	5	29	26	192	-166	-5.7	0	10	-33.2
Trey Lowe III	2	24	68	48	20	0.8	1	15	10.0
Chandler Pittman	6	14	66	1	65	4.6	0	12	10.8
Darius Maberry	2	5	21	0	21	4.2	0	10	10.5
Cole Cavallo	8	3	4	0	4	1.3	0	3	0.5
Dee Baker	3	3	0	6	-6	-2.0	0	0	-2.0
Jack Walker	4	2	1	0	1	0.5	0	1	0.3
Tee Webb	4	2	1	2	-1	-0.5	0	1	-0.3
Jakarius Caston	9	2	6	9	-3	-1.5	0	6	-0.3
Jake Smithhart	2	2	3	0	3	1.5	0	3	1.5
Demarcus Jones	9	1	2	0	2	2.0	0	2	0.2
Naricuss Driver	3	1	2	0	2	2.0	0	2	0.7
Team	9	5	0	7	-7	-1.4	0	0	-0.8
Total	9	328	1228	422	806	2.5	3	51	89.6
Opponents	9	334	1631	206	1425	4.3	13	55	158.3

Passing

Player	gp	effic	comp-att-int	pct	yds	td	lg	avg/g
Jake Lange	5	112.6	79-137-6	57.7	843	5	36	168.6
Ty Keyes	4	99.6	33-65-4	50.8	355	3	27	88.8
Trey Lowe III	2	99.5	23-42-2	54.8	232	1	31	116.0
Tee Webb	4	17.6	4-11-2	36.4	23	0	11	5.8
Chandler Pittman	6	175.6	1-1-0	100.0	9	0	9	1.5
Jake Smithhart	2	0.0	0-1-0	0.0	0	0	0	0.0
Total	9	102.9	140-257-14	54.5	1462	9	36	162.4
Opponents	9	147.4	149-233-5	63.9	1885	14	81	209.4

Receiving

Player	gp	no.	yds	avg	td	lg	avg/g
Jason Brownlee	9	33	427	12.9	4	34	47.4
Demarcus Jones	9	21	185	8.8	2	31	20.6
Frank Gore	9	20	155	7.8	0	32	17.2
Grayson Gunter	9	14	162	11.6	0	26	18.0
Jakarius Caston	9	13	203	15.6	1	36	22.6
Brad Dennis	7	9	78	8.7	0	14	11.1
Antoine Robinson	4	8	107	13.4	0	27	26.8
Dajon Richard	8	7	61	8.7	0	19	7.6
Cole Cavallo	8	5	19	3.8	0	9	2.4
Chandler Pittman	6	5	43	8.6	2	31	7.2
Da'Quan Bailey-Brown	7	4	29	7.3	0	20	4.1
Paul Gainer	7	1	-7	-7.0	0	0	-1.0
Total	9	140	1462	10.4	9	36	162.4
Opponents	9	149	1885	12.7	13	81	209.4

Punt Returns

Player	no.	yds	avg	td	lg
Da'Quan Bailey-Brown	11	85	7.7	0	18
Natrone Brooks	8	59	7.4	0	21
Total	19	144	7.6	0	21
Opponents	10	114	11.4	0	63

Interceptions

Player	no.	yds	avg	td	lg
Malik Shorts	2	13	6.5	0	13
Eric Scott	1	0	0.0	0	0
Jay Stanley	1	55	55.0	1	55
Lakevias Daniel	1	0	0.0	0	0
Total	5	68	13.6	1	55
Opponents	14	189	13.5	2	48

Kick Returns

Player	no.	yds	avg	td	lg
Camron Harrell	17	431	25.4	1	95
Antavious Willis	2	22	11.0	0	22
Da'Quan Bailey-Brown	1	12	12.0	0	12
Total	20	465	23.3	1	95
Opponents	10	299	29.9	2	100

Fumble Returns

Player	no.	yds	avg	td	lg
Total	0	47	0.0	1	47
Opponents	0	0	0.0	4	0



**2021-22 Southern Miss. Football
Individual Statistics
All games**

Scoring

Player	td	fg	PAT						pts
			kick	rush	rcv	pass	dxp	saf	
Briggs Bourgeois	-	6-9	13-14	-	-	-	-	-	31
Jason Brownlee	4	-	-	-	-	-	-	-	24
Demarcus Jones	2	-	-	-	-	-	-	-	12
Chandler Pittman	2	-	-	-	-	-	-	-	12
Frank Gore	1	-	-	-	-	-	-	-	6
Camron Harrell	1	-	-	-	-	-	-	-	6
Trey Lowe III	1	-	-	-	-	-	-	-	6
Everitt Cunningham	1	-	-	-	-	-	-	-	6
Jay Stanley	1	-	-	-	-	-	-	-	6
Jakarius Caston	1	-	-	-	-	-	-	-	6
Dajon Richard	1	-	-	-	-	-	-	-	6
Total	15	6-9	13-14	0	0	0	0	1	123
Opponents	36	6-9	36-36	0	0	0	0	1	272

Field Goals

Player	fg	pct.	01-19	20-29	30-39	40-49	50-99	lg	blk
Briggs Bourgeois	6-9	66.7	0-0	2-2	2-3	2-3	0-1	46	1
Opponents	6-9	66.7	0-0	2-2	1-2	2-4	1-1	52	0

FG Sequence

Team Name	Southern Miss.	Opponents
Grambling	(40),50,(25),(34)	47
Troy	(46),41	
Rice	(26),33	(41)
South Alabama		(48)
UAB		(25)

Numbers in parentheses indicate field goal was made

Total Offense

Player	g	plays	rush	pass	total	avg/g
Jake Lange	5	166	-166	843	677	135.4
Frank Gore	9	142	608	0	608	67.6
Ty Keyes	4	105	55	355	410	102.5
Trey Lowe III	2	66	20	232	252	126.0
Dajon Richard	8	53	208	0	208	26.0
Chandler Pittman	6	15	65	9	74	12.3
Tee Webb	4	13	-1	23	22	5.5
Darius Maberry	2	5	21	0	21	10.5
Cole Cavallo	8	3	4	0	4	0.5
Jake Smithhart	2	3	3	0	3	1.5
Demarcus Jones	9	1	2	0	2	0.2
Naricuss Driver	3	1	2	0	2	0.7
Jack Walker	4	2	1	0	1	0.3
Jakarius Caston	9	2	-3	0	-3	-0.3
Dee Baker	3	3	-6	0	-6	-2.0
Team	9	0	-7	0	-7	-0.8
Total	9	585	806	1462	2268	252.0
Opponents	9	567	1425	1885	3310	367.8

Punting

Player	no.	yds	avg	lg	tb	fc	i20	50+	blk
Mason Hunt	60	2613	43.6	63	4	34	17	13	0
Team	2	0	0.0	0	0	0	0	0	2
Total	62	2613	42.1	63	4	34	17	13	2
Opponents	53	2193	41.4	57	7	17	13	10	0

Kickoffs

Player	no.	yds	avg	tb	ob	retn	net	ydln
Briggs Bourgeois	34	1830	53.8	17	1			
Total	34	1830	53.8	17	1	10	31.3	33
Opponents	53	3237	61.1	23	1	18	38	27



**2021-22 Southern Miss. Football
Overall Defense Statistics
All games**

Team Defense

##	Player	gp	Tackles				tfl/yds	Sacks			Pass defense			Fumbles		blkd	
			ua	a	tot			no-yds	int-yds	brup	qbh	fr-yds	ff	kick	saf		
9	Malik Shorts	9	46	30	76	2-11	.	2-13	7			
21	Jay Stanley	9	26	20	46	4.5-19	1-12	1-55	1			
45	Josh Carr	9	21	20	41	4.5-37	4.5-37	.	1	1	.	1	.	.			
32	Hayes Maples	9	15	24	39	3-9	1.5-7	.	.	1			
6	Santrell Latham	8	17	18	35	3-7	.	.	1	1	2-0	4	.	.			
29	Camron Harrell	9	23	8	31	3.5-8	.	.	3	1	1-0	.	.	.			
46	Averie Habas	9	12	17	29	2.5-13	2-13	.	.	2			
93	Josh Ratcliff	9	12	16	28	4.5-11	0.5-4	.	.	1	1-0	.	.	.			
2	Eriq Kitchen	9	12	13	25	5.5-20	3.5-15	.	.	2	1-0	.	.	.			
0	Michael Pleas	9	12	11	23	2-2			
20	Lakevias Daniel	8	14	8	22	.	.	1-0	1			
13	Tyrek Moody	8	9	12	21	1-3	.	.	2			
28	Swayze Bozeman	4	8	12	20			
12	Eric Scott	9	13	4	17	.	.	1-0	2	.	1-0	.	.	.			
3	Tahj Sykes	8	8	9	17	1.5-6	.	.	.	3	.	1	.	.			
35	T.Q. Newsome	6	6	10	16	1	.	1	.	.			
36	DaShawn Crawford	7	4	10	14	2.5-16	1.5-15	.	.	2			
1	Rachuan Mitchell	8	10	4	14	1-5	1-5	.	2			
5	Everitt Cunningham	8	4	9	13	1-3	0.5-2	.	.	1	1-47	.	.	.			
18	Natrone Brooks	7	10	2	12	1-1	.	.	4			
17	Brendan Toles	4	5	3	8			
94	Kristin Booth	3	3	2	5			
43	Khalen Leonard	4	2	2	4			
95	Andrew Cole	2	2	1	3			
55	Devin Thomas	3	3	.	3			
11	Antavious Willis	2	1	1	2			
59	Justin Hulett	2	.	2	2			
14	Fred Smith	1	.	1	1			
85	Brad Dennis	1	1	.	1			
23	Arian Gregory	1	1	.	1			
0	Demarcus Jones	1	.	1	1			
8	Josh Perry	1	1	.	1			
42	Avery White	1	.	1	1			
60	Coker Wright	1	1	.	1			
7	Dominic Qewon	1	1	.	1			
13	Antoine Robinson	1	.	1	1			
51	Briason Mays	1	.	1	1			
1	Jason Brownlee	1	1	.	1			
22	Scott Rhea	1	.	1	1			
26	Jay Jones	1	1	.	1			
23	Dee Baker	1	1	.	1			



2021-22 Southern Miss. Football
Overall Defense Statistics
All games

Page 2/2
as of Nov 06, 2021

##	Player	gp	Tackles				Sacks	Pass defense			Fumbles		blkd	
			ua	a	tot	tfl/yds	no-yds	int-yds	brup	qbh	fr-yds	ff	kick	saf
68	Bryce Foxworth	1	1	.	1	
Totals		9	307	274	581	43-171	16-110	5-68	24	16	7-47	7	0	1
Opponents		9	313	284	597	82-417	41-327	14-189	32	24	8-0	6	4	1



2021-22 Southern Miss. Football Team Game-by-Game Comparison All games

Opponent	Score	First Downs				Pen	Rushing Number-Yards	Passing		Total Offense Plays-Yards	Return Yards	Turn- Overs
		Total	Rush	Pass	Comp-Att.-Int			Yards				
South Alabama	7-31	19 / 13	10 / 0	6 / 11	3 / 2	45-125 / 34-31	13-29-2 / 17-22-0	133 / 269	74-258 / 56-300	54 / 48	4 / 1	
Grambling	37-0	22 / 9	13 / 4	8 / 5	1 / 0	49-290 / 27-62	14-24-0 / 16-32-1	149 / 90	73-439 / 59-152	37 / 39	1 / 1	
Troy	9-21	14 / 17	6 / 4	5 / 12	3 / 1	39--1 / 32-49	16-27-2 / 27-40-0	157 / 255	66-156 / 72-304	123 / 53	2 / 2	
Alabama	14-63	11 / 22	3 / 8	7 / 13	1 / 1	33-82 / 33-211	11-24-1 / 23-26-1	131 / 395	57-213 / 59-606	90 / 181	1 / 1	
Rice	19-24	21 / 14	8 / 4	12 / 8	1 / 2	27-57 / 33-118	25-40-4 / 18-24-0	321 / 226	67-378 / 57-344	130 / 28	4 / 0	
UTEP	13-26	17 / 16	4 / 9	10 / 5	3 / 2	32-15 / 39-265	20-31-1 / 7-17-1	239 / 127	63-254 / 56-392	50 / 40	2 / 1	
UAB	0-34	9 / 20	4 / 10	2 / 8	3 / 2	35-75 / 42-223	6-16-1 / 11-20-0	32 / 165	51-107 / 62-388	12 / 2	1 / 1	
Middle Tenn.	10-35	23 / 16	9 / 6	10 / 7	4 / 3	41-50 / 35-145	18-41-3 / 14-21-1	184 / 142	82-234 / 56-287	68 / 204	5 / 4	
North Texas	14-38	11 / 25	6 / 15	4 / 10	1 / 0	27-113 / 59-321	17-25-0 / 16-31-1	116 / 216	52-229 / 90-537	160 / 7	2 / 1	
Totals	123-272	147 / 152	63 / 60	64 / 79	20 / 13	328-806 / 334-1425	140-257-14 / 149-233-5	1462 / 1885	585-2268 / 567-3310	724 / 602	22 / 12	

Opponents	3rd Down Conversion	4th Down Conversion	Time of Possession	TOP Margin	Avg Yds/Rush	Avg Yds/Pass	Avg Yds/Play	Punting Number-Avg	Penalties Number-Yards	Sacks
South Alabama	2-15 / 3-12	2-3 / 0-0	31:27 / 28:33	02:54	2.8 / 0.9	4.6 / 12.2	3.5 / 5.4	8-47.9 / 8-43.9	8-74.0 / 6-70.0	3 / 4
Grambling	9-17 / 4-17	0-0 / 0-0	31:57 / 27:50	04:07	5.9 / 2.3	6.2 / 2.8	6.0 / 2.6	3-47.7 / 11-32.6	7-55.0 / 6-48.0	2 / 3
Troy	5-17 / 7-17	0-1 / 0-1	29:06 / 30:54	-01:48	0.0 / 1.5	5.8 / 6.4	2.4 / 4.2	10-42.5 / 9-45.0	8-54.0 / 10-85.0	4 / 9
Alabama	5-15 / 6-10	0-1 / 1-1	31:18 / 28:42	02:36	2.5 / 6.4	5.5 / 15.2	3.7 / 10.3	9-44.6 / 2-39.0	5-36.0 / 7-62.0	2 / 2
Rice	4-13 / 8-16	1-1 / 0-0	28:19 / 31:41	-03:22	2.1 / 3.6	8.0 / 9.4	5.6 / 6.0	4-36.0 / 6-43.7	10-90.0 / 5-40.0	1 / 5
UTEP	4-13 / 4-13	0-1 / 0-0	29:12 / 30:48	-01:36	0.5 / 6.8	7.7 / 7.5	4.0 / 7.0	6-51.7 / 6-42.2	13-90.0 / 6-62.0	0 / 5
UAB	3-14 / 5-13	0-0 / 1-1	21:57 / 34:08	-12:11	2.1 / 5.3	2.0 / 8.3	2.1 / 6.3	9-33.9 / 4-43.8	9-77.0 / 9-79.0	1 / 3
Middle Tenn.	5-18 / 1-9	2-6 / 1-4	33:00 / 27:00	06:00	1.2 / 4.1	4.5 / 6.8	2.9 / 5.1	6-37.2 / 3-49.7	12-96.0 / 8-83.0	2 / 7
North Texas	3-12 / 12-22	0-1 / 3-4	25:46 / 34:14	-08:28	4.2 / 5.4	4.6 / 7.0	4.4 / 6.0	7-39.9 / 4-40.3	4-35.0 / 9-99.0	1 / 3
Totals	40-134 / 50-129	5-14 / 6-11	262:02 / 273:50	-11:48	2.5 / 4.3	5.7 / 8.1	3.9 / 5.8	62-42.1 / 53-41.4	76-607.0 / 66-628.0	16 / 41

Note: Game totals are displayed in the format TEAM/OPPONENT for each category



**2021-22 Southern Miss. Football
Team Game-by-Game
All games**

Date	Opponent	Rushing				Receiving				Passing				Kick Returns				Punt Returns				tot off		
		no.	yds	td	lg	no.	yds	td	lg	cmp	att	int	yds	td	lg	no.	yds	td	lg	no.	yds		td	lg
09/04/2021	at South Alabama	45	125	1	15	13	133	0	23	13	29	2	133	0	23	2	42	0	20	3	12	0	10	258
09/11/2021	Grambling	49	290	2	51	14	149	2	31	14	24	0	149	2	31	1	30	0	30	1	7	0	7	439
09/18/2021	Troy	39	-1	0	12	16	157	0	27	16	27	2	157	0	27	1	32	0	32	5	44	0	14	156
09/25/2021	at Alabama	33	82	0	19	11	131	2	26	11	24	1	131	2	26	3	59	0	22	1	18	0	18	213
10/02/2021	at Rice	27	57	0	17	25	321	1	32	25	40	4	321	1	32	3	115	1	95	3	15	0	9	378
10/09/2021	UTEP	32	15	0	11	20	239	2	36	20	31	1	239	2	36	2	48	0	27	1	2	0	2	254
10/16/2021	UAB	35	75	0	9	6	32	0	14	6	16	1	32	0	14	1	0	0	0	2	12	0	12	107
10/30/2021	at Middle Tenn.	41	50	0	17	18	184	1	34	18	41	3	184	1	34	4	68	0	24	0	0	0	0	234
11/06/2021	North Texas	27	113	0	38	17	116	1	19	17	25	0	116	1	19	3	71	0	32	3	34	0	21	229
Southern Miss.		328	806	3	51	140	1462	9	36	140	257	14	1462	9	36	20	465	1	95	19	144	0	21	2268
Opponents		334	1425	13	55	149	1885	13	81	149	233	5	1885	14	81	10	299	2	100	10	114	2	63	3310

Southern Miss. Averages

Games	Avg/ rush	Avg/ catch	Pass effic	KR avg	PR avg	All purpose avg/game	Total offense avg/game
9	2.5	10.4	102.9	23.3	7.6	327.2	252.0

Date	Opponent	Tackles			Sacks no-yds	Fumble ff fr-yds	Pass Defense			blkd kick	PAT attempts			off				
		ua	a total	tfl-yds			int-yds	qbh	brup		kick	rush	rcv	saf	t/o	pts		
09/04/2021	at South Alabama	37	14	51	11.0-31	3-17	1	1-0	0-0	0	3	0	1-1	0	0	0	0	7
09/11/2021	Grambling	35	14	49	7.0-35	2-24	0	0-0	1-0	6	3	0	4-4	0	0	0	3	37
09/18/2021	Troy	36	36	72	7.0-36	4-30	2	2-47	0-0	1	4	0	0-1	0	0	0	6	9
09/25/2021	at Alabama	36	26	62	4.0-17	2-11	1	0-0	1-13	1	0	0	2-2	0	0	0	7	14
10/02/2021	at Rice	21	44	65	4.0-17	1-12	0	0-0	0-0	0	2	0	2-2	0	0	1	0	19
10/09/2021	UTEP	30	28	58	1.0-10	0-0	0	0-0	1-0	2	1	0	1-1	0	0	0	0	13
10/16/2021	UAB	31	36	67	1.0-2	1-2	1	1-0	0-0	0	5	0	0-0	0	0	0	0	0
10/30/2021	at Middle Tenn.	31	34	65	6.0-13	2-9	2	3-0	1-0	3	2	0	1-1	0	0	0	7	10
11/06/2021	North Texas	50	42	92	2.0-10	1-5	0	0-0	1-55	3	4	0	2-2	0	0	0	7	14
Southern Miss.		307	274	581	43.0-171	16-110	7	7-47	5-68	16	24	0	13-14	0	0	1	30	123
Opponents		313	284	597	82.0-417	41-327	6	8-0	14-189	24	32	4	36-36	0	0	1	77	272

Date	Opponent	Punting										Field Goals			Kickoffs			
		no.	yds	avg	long	blkd	tb	fc	50+	i20	md-att	long	blkd	no.	yds	avg	tb	ob
09/04/2021	at South Alabama	8	383	47.9	58	0	2	6	3	0	0-0	0	0	2	130	65.0	2	0
09/11/2021	Grambling	3	143	47.7	53	0	0	3	1	1	3-4	40	0	9	522	58.0	5	0
09/18/2021	Troy	10	425	42.5	55	0	0	9	2	2	1-2	46	0	4	139	34.8	2	0
09/25/2021	at Alabama	9	401	44.6	60	0	1	2	2	3	0-0	0	0	3	169	56.3	0	0
10/02/2021	at Rice	4	144	36.0	40	0	0	2	0	2	1-2	26	1	4	210	52.5	2	0
10/09/2021	UTEP	6	310	51.7	63	0	0	1	3	4	0-0	0	0	4	201	50.3	1	1
10/16/2021	UAB	9	305	33.9	45	1	1	5	0	1	0-0	0	0	1	65	65.0	1	0
10/30/2021	at Middle Tenn.	6	223	37.2	53	1	0	3	1	0	1-1	38	0	4	199	49.8	1	0
11/06/2021	North Texas	7	279	39.9	53	0	0	3	1	4	0-0	0	0	3	195	65.0	3	0
Southern Miss.		62	2613	42.1	63	2	4	34	13	17	6-9	46	1	34	1830	53.8	17	1
Opponents		53	2193	41.4	57	0	7	17	10	13	6-9	52	0	53	3237	61.1	23	1



**2021-22 Southern Miss. Football
Opponents Game-by-Game
All games**

Date	Opponent	Rushing				Receiving				Passing				Kick Returns				Punt Returns				tot off		
		no.	yds	td	lg	no.	yds	td	lg	cmp	att	int	yds	td	lg	no.	yds	td	lg	no.	yds		td	lg
09/04/2021	at South Alabama	34	31	1	8	17	269	2	49	17	22	0	269	2	49	0	0	0	0	0	0	0	0	300
09/11/2021	Grambling	27	62	0	32	16	90	0	17	16	32	1	90	0	17	2	39	0	22	0	0	0	0	152
09/18/2021	Troy	32	49	1	24	27	255	2	34	27	40	0	255	2	34	0	0	0	0	1	16	0	16	304
09/25/2021	at Alabama	33	211	1	55	23	395	6	81	23	26	1	395	6	81	3	177	2	100	3	-2	0	0	606
10/02/2021	at Rice	33	118	1	38	18	226	2	39	18	24	0	226	3	39	1	16	0	16	0	0	0	0	344
10/09/2021	UTEP	39	265	2	53	7	127	0	55	7	17	1	127	0	55	2	34	0	18	2	6	0	6	392
10/16/2021	UAB	42	223	2	37	11	165	1	34	11	20	1	165	1	34	0	0	0	0	0	0	1	0	388
10/30/2021	at Middle Tenn.	35	145	2	43	14	142	0	40	14	21	1	142	0	40	2	33	0	18	2	87	1	63	287
11/06/2021	North Texas	59	321	3	44	16	216	0	41	16	31	1	216	0	41	0	0	0	0	2	7	0	7	537
Opponents		334	1425	13	55	149	1885	13	81	149	233	5	1885	14	81	10	299	2	100	10	114	2	63	3310
Southern Miss.		328	806	3	51	140	1462	9	36	140	257	14	1462	9	36	20	465	1	95	19	144	0	21	2268

Opponents Averages

Games	Avg/ rush	Avg/ catch	Pass effic	KR avg	PR avg	All purpose avg/game	Total offense avg/game
9	4.3	12.7	147.4	29.9	11.4	434.7	367.8

Date	Opponent	Tackles				Sacks no-yds	Fumble ff fr-yds	Pass Defense			blkd kick	PAT attempts			off			
		ua	a total	tfl-yds	int-yds			qbh	brup	kick		rush	rcv	saf	t/o	pts		
09/04/2021	at South Alabama	41	20	61	5.0-33	4-31	2	2-0	2-48	0	3	0	4-4	0	0	0	14	31
09/11/2021	Grambling	42	22	64	8.0-30	3-23	0	1-0	0-0	1	4	0	0-0	0	0	0	0	0
09/18/2021	Troy	43	32	75	16.0-87	9-70	0	0-0	2-37	0	6	1	3-3	0	0	0	0	21
09/25/2021	at Alabama	32	28	60	6.0-27	2-19	0	0-0	1-6	9	1	0	9-9	0	0	0	7	63
10/02/2021	at Rice	26	54	80	9.0-49	5-42	0	0-0	4-12	2	5	1	3-3	0	0	0	14	24
10/09/2021	UTEP	37	22	59	14.0-62	5-39	1	1-0	1-0	1	3	0	3-3	0	0	1	7	26
10/16/2021	UAB	15	50	65	3.0-22	3-22	0	0-0	1-2	0	4	1	4-4	0	0	0	0	34
10/30/2021	at Middle Tenn.	45	26	71	14.0-76	7-61	2	2-0	3-84	10	6	1	5-5	0	0	0	21	35
11/06/2021	North Texas	32	30	62	7.0-31	3-20	1	2-0	0-0	1	0	0	5-5	0	0	0	14	38
Opponents		313	284	597	82.0-417	41-327	6	8-0	14-189	24	32	4	36-36	0	0	1	77	272
Southern Miss.		307	274	581	43.0-171	16-110	7	7-47	5-68	16	24	0	13-14	0	0	1	30	123

Date	Opponent	Punting										Field Goals			Kickoffs			
		no.	yds	avg	long	blkd	tb	fc	50+	i20	md-att	long	blkd	no.	yds	avg	tb	ob
09/04/2021	at South Alabama	8	351	43.9	54	0	0	4	3	3	1-1	48	0	6	364	60.7	3	0
09/11/2021	Grambling	11	359	32.6	46	0	1	8	0	3	0-1	0	0	1	65	65.0	0	0
09/18/2021	Troy	9	405	45.0	54	0	1	1	3	1	0-0	0	0	4	255	63.8	3	0
09/25/2021	at Alabama	2	78	39.0	40	0	0	1	0	0	0-0	0	0	10	633	63.3	5	0
10/02/2021	at Rice	6	262	43.7	52	0	1	0	1	1	1-1	41	0	6	356	59.3	1	0
10/09/2021	UTEP	6	253	42.2	55	0	2	2	1	2	1-2	38	0	5	323	64.6	2	0
10/16/2021	UAB	4	175	43.8	49	0	1	1	0	1	2-2	52	0	7	438	62.6	5	0
10/30/2021	at Middle Tenn.	3	149	49.7	57	0	1	0	2	1	0-1	0	0	6	356	59.3	0	1
11/06/2021	North Texas	4	161	40.3	47	0	0	0	0	1	1-1	28	0	8	447	55.9	4	0
Opponents		53	2193	41.4	57	0	7	17	10	13	6-9	52	0	53	3237	61.1	23	1
Southern Miss.		62	2613	42.1	63	2	4	34	13	17	6-9	46	1	34	1830	53.8	17	1



2021-22 Southern Miss. Football
By Quarter Statistics
All games

3rd-Down Conversions

Date	Opponent	Score	Overall	1st Qtr	2nd Qtr	3rd Qtr	4th Qtr	Overtime
09/04/2021	at South Alabama	L 7-31	2-15 13.3	0-3 0.0	0-4 0.0	1-3 33.3	1-5 20.0	0-0 0.0
09/11/2021	Grambling	W 37-0	9-17 52.9	3-5 60.0	2-4 50.0	2-4 50.0	2-4 50.0	0-0 0.0
09/18/2021	Troy	L 9-21	5-17 29.4	2-4 50.0	1-5 20.0	0-3 0.0	2-5 40.0	0-0 0.0
09/25/2021	at Alabama	L 14-63	5-15 33.3	1-4 25.0	1-3 33.3	2-4 50.0	1-4 25.0	0-0 0.0
10/02/2021	at Rice	L 19-24	4-13 30.8	1-2 50.0	1-4 25.0	1-2 50.0	1-5 20.0	0-0 0.0
10/09/2021	UTEP	L 13-26	4-13 30.8	2-2 100.0	0-3 0.0	1-5 20.0	1-3 33.3	0-0 0.0
10/16/2021	UAB	L 0-34	3-14 21.4	1-3 33.3	1-5 20.0	1-3 33.3	0-3 0.0	0-0 0.0
10/30/2021	at Middle Tenn.	L 10-35	5-18 27.8	2-4 50.0	2-6 33.3	1-5 20.0	0-3 0.0	0-0 0.0
11/06/2021	North Texas	L 14-38	3-12 25.0	0-1 0.0	0-3 0.0	1-4 25.0	2-4 50.0	0-0 0.0
Southern Miss.			40-134 29.9	12-28 42.9	8-37 21.6	10-33 30.3	10-36 27.8	0-0 0.0
Opponents			50-129 38.8	13-34 38.2	14-32 43.8	12-29 41.4	11-34 32.4	0-0 0.0

4th-Down Conversions

Date	Opponent	Score	Overall	1st Qtr	2nd Qtr	3rd Qtr	4th Qtr	Overtime
09/04/2021	at South Alabama	L 7-31	2-3 66.7	1-1 100.0	0-0 0.0	0-1 0.0	1-1 100.0	0-0 0.0
09/11/2021	Grambling	W 37-0	0-0 0.0	0-0 0.0	0-0 0.0	0-0 0.0	0-0 0.0	0-0 0.0
09/18/2021	Troy	L 9-21	0-1 0.0	0-0 0.0	0-0 0.0	0-0 0.0	0-1 0.0	0-0 0.0
09/25/2021	at Alabama	L 14-63	0-1 0.0	0-1 0.0	0-0 0.0	0-0 0.0	0-0 0.0	0-0 0.0
10/02/2021	at Rice	L 19-24	1-1 100.0	0-0 0.0	0-0 0.0	0-0 0.0	1-1 100.0	0-0 0.0
10/09/2021	UTEP	L 13-26	0-1 0.0	0-0 0.0	0-0 0.0	0-1 0.0	0-0 0.0	0-0 0.0
10/16/2021	UAB	L 0-34	0-0 0.0	0-0 0.0	0-0 0.0	0-0 0.0	0-0 0.0	0-0 0.0
10/30/2021	at Middle Tenn.	L 10-35	2-6 33.3	0-0 0.0	1-2 50.0	1-2 50.0	0-2 0.0	0-0 0.0
11/06/2021	North Texas	L 14-38	0-1 0.0	0-0 0.0	0-0 0.0	0-1 0.0	0-0 0.0	0-0 0.0
Southern Miss.			5-14 35.7	1-2 50.0	1-2 50.0	1-5 20.0	2-5 40.0	0-0 0.0
Opponents			6-11 54.5	2-3 66.7	3-5 60.0	1-2 50.0	0-1 0.0	0-0 0.0

Time of Possession

Date	Opponent	Score	Overall	1st Qtr	2nd Qtr	3rd Qtr	4th Qtr	Overtime
09/04/2021	at South Alabama	L 7-31	31:27	10:40	05:50	06:47	08:10	00:00
09/11/2021	Grambling	W 37-0	31:57	05:47	09:23	07:22	09:25	00:00
09/18/2021	Troy	L 9-21	29:06	08:42	07:15	05:20	07:49	00:00
09/25/2021	at Alabama	L 14-63	31:18	08:12	07:23	02:58	12:45	00:00
10/02/2021	at Rice	L 19-24	28:19	07:45	08:43	01:25	10:26	00:00
10/09/2021	UTEP	L 13-26	29:12	03:40	08:54	10:52	05:46	00:00
10/16/2021	UAB	L 0-34	21:57	07:57	06:08	02:38	05:14	00:00
10/30/2021	at Middle Tenn.	L 10-35	33:00	08:24	12:22	07:42	04:32	00:00
11/06/2021	North Texas	L 14-38	25:46	04:10	06:58	08:06	06:32	00:00
Southern Miss.			Total 262:02	65:17	72:56	53:10	70:39	00:00
			Avg. 29:07	07:15	08:06	05:54	07:51	00:00
Opponents			Total 273:50	63:01	68:46	67:47	74:16	00:00
			Avg. 30:26	07:00	07:38	07:32	08:15	00:00



2021-22 Southern Miss. Football Games Played All games

##	Player	GP-GS	USA	GSU	TROY	Bama	Rice	UTEP	UAB	MTSU	UNT
0	Demarcus Jones	9/5	XXX	START	XXX	XXX	XXX	START	START	START	START
0	Michael Pleas	9/7	START	START	START	START	START	XXX	START	XXX	START
1	Jason Brownlee	9/9	START	START	START	START	START	START	START	START	START
1	Rachuan Mitchell	8/8	START	START	...	START	START	START	START	START	START
2	Da'Quan Bailey-Brown	7/0	XXX	XXX	XXX	XXX	XXX	XXX	XXX
2	Eriq Kitchen	9/8	START	START	START	XXX	START	START	START	START	START
3	Frank Gore	9/9	START	START	START	START	START	START	START	START	START
3	Tahj Sykes	9/9	START	START	START	START	START	START	START	START	START
5	Everitt Cunningham	8/0	XXX	XXX	XXX	XXX	XXX	XXX	...	XXX	XXX
5	Ty Keyes	4/3	...	XXX	START	START	START
6	Santrell Latham	8/7	START	START	START	START	START	...	XXX	START	START
6	Dajon Richard	8/0	...	XXX	XXX	XXX	XXX	XXX	XXX	XXX	XXX
7	Dominic Qewon	5/0	XXX	XXX	...	XXX	...	XXX	XXX
7	Darius Maberry	2/0	XXX	XXX
8	Josh Perry	6/0	XXX	XXX	XXX	XXX	XXX	XXX
8	Trey Lowe III	2/2	START	START
9	Malik Shorts	9/9	START	START	START	START	START	START	START	START	START
9	Tee Webb	4/0	XXX	XXX	XXX	XXX
11	Antavious Willis	9/0	XXX	XXX	XXX	XXX	XXX	XXX	XXX	XXX	XXX
11	Jake Smithhart	2/0	XXX	XXX
12	Eric Scott	9/8	START	START	START	START	XXX	START	START	START	START
12	Chandler Pittman	6/1	XXX	...	XXX	XXX	XXX	START	XXX
13	Antoine Robinson	4/4	START	...	START	START	START
13	Tyrek Moody	8/0	XXX	XXX	XXX	XXX	XXX	XXX	...	XXX	XXX
14	Fred Smith	3/0	XXX	XXX	...	XXX
14	Jack Walker	4/0	...	XXX	XXX	XXX	...	XXX	...
15	Vinson Brown	0/0
15	Jakarius Caston	9/1	XXX	XXX	XXX	XXX	XXX	XXX	XXX	XXX	START
16	Brandon Hayes	0/0
16	Mason Hunt	9/0	XXX	XXX	XXX	XXX	XXX	XXX	XXX	XXX	XXX
17	Zay Franks	0/0
17	Brendan Toles	6/0	XXX	XXX	XXX	XXX	...	XXX	XXX
18	Natrone Brooks	7/1	XXX	XXX	START	XXX	XXX	XXX	XXX
18	Jason Goldstein	1/0	XXX	...
19	Kendrick Abney	0/0
19	Richard Mays	0/0
20	Griffin Fleming	0/0
20	Lakevias Daniel	9/0	XXX	XXX	XXX	XXX	XXX	XXX	XXX	XXX	XXX
21	Jay Stanley	9/9	START	START	START	START	START	START	START	START	START
21	Zahn Diaz	0/0
22	Scott Rhea	6/0	XXX	XXX	XXX	XXX	XXX	XXX	...
23	Dee Baker	3/0	...	XXX	...	XXX	XXX	...
23	Arian Gregory	2/0	...	XXX	...	XXX
24	Tyrese Hopkins	1/0	XXX	...
24	Jake Lange	5/4	XXX	START	START	START	START
25	Tyler Barnes	1/0	XXX
26	Jay Jones	6/0	XXX	XXX	...	XXX	XXX	XXX	...	XXX	...
27	Tre Davis	0/0
27	TJ Pope	0/0
28	Jimmie Haywood	0/0
28	Swayze Bozeman	4/3	XXX	START	START	...	START
29	Camron Harrell	9/7	START	START	START	START	XXX	XXX	START	START	START
29	Dalton Melancon	1/0	XXX
30	Zach Portlock	0/0
30	Jack Tannehill	0/0
31	J.D. Rutherford	0/0
32	Hayes Maples	9/6	XXX	XXX	START	START	START	START	START	START	XXX
33	Cole Cavallo	8/3	START	XXX	START	XXX	XXX	XXX	START	XXX	...
34	Jeremiah McDonald	0/0
35	T.Q. Newsome	7/0	XXX	XXX	XXX	XXX	XXX	XXX	XXX



**2021-22 Southern Miss. Football
Games Played
All games**

##	Player	GP-GS	USA	GSU	TROY	Bama	Rice	UTEP	UAB	MTSU	UNT
36	DaShawn Crawford	9/2	XXX	XXX	XXX	START	START	XXX	XXX	XXX	XXX
38	Naricuss Driver	3/0	XXX	XXX	XXX
39	Hayes Puckett	0/0
40	Briggs Bourgeois	9/0	XXX	XXX	XXX	XXX	XXX	XXX	XXX	XXX	XXX
42	Avery White	1/0	XXX
43	Khalen Leonard	6/0	XXX	XXX	XXX	XXX	...	XXX	XXX
45	Josh Carr	9/9	START	START	START	START	START	START	START	START	START
46	Averie Habas	9/4	START	START	XXX	XXX	XXX	START	XXX	START	XXX
47	Michael Jefcoat	0/0
48	Ray Ladner	7/1	XXX	...	XXX	XXX	XXX	XXX	START	XXX	...
49	Caleb Garner	0/0
51	Briason Mays	8/3	XXX	XXX	XXX	START	START	...	XXX	XXX	START
55	Devin Thomas	8/0	XXX	XXX	XXX	XXX	XXX	XXX	XXX	XXX	...
56	T.J. Harvey	1/0	XXX
58	Drew Lawson	1/0	XXX	...
59	Justin Hulett	8/0	...	XXX	XXX	XXX	XXX	XXX	XXX	XXX	XXX
60	Coker Wright	8/6	XXX	XXX	START	START	START	START	START	START	...
61	Stefon Ward	0/0
62	Seth Roberson	0/0
63	Arvin Fletcher	2/2	START	...	START
65	Gerquan Scott	9/9	START	START	START	START	START	START	START	START	START
66	Emanuel Rushing	0/0
68	Bryce Foxworth	6/4	START	START	XXX	START	START	XXX	...
70	Khalique Washington	8/8	START	...	START	START	START	START	START	START	START
71	Paul Gainer	7/4	XXX	XXX	XXX	START	START	START	START
72	Matt Ryals	2/0	XXX	...	XXX	...
73	Douglas Gearity	0/0
74	Kameron King	0/0
75	Peyton McKinion	0/0
77	John Bolding	7/4	XXX	XXX	XXX	START	START	START	START
78	My'kal McLeod	0/0
79	Tykeem Doss	6/2	START	...	START	XXX	XXX	XXX	...	XXX	...
80	Matt Pleasant	0/0
82	Jalen May	0/0
83	Perry Keyes	0/0
84	Mitchell Sellers	2/0	XXX	XXX
85	Brad Dennis	7/3	XXX	...	XXX	START	START	XXX	XXX	START	...
86	Jeremiah Robinson	4/0	XXX	...	XXX	XXX	XXX	...
87	Jacob Prince	0/0
88	Luke Baker	7/0	XXX	XXX	XXX	XXX	XXX	XXX	...	XXX	...
89	Grayson Gunter	9/8	START	START	START	START	START	START	XXX	START	START
90	Marvin Ross	0/0
91	Kyler Carter	0/0
92	Payton Snyder	8/0	XXX	XXX	XXX	XXX	XXX	XXX	...	XXX	XXX
93	Josh Ratcliff	9/2	XXX	XXX	XXX	XXX	START	START	XXX	XXX	XXX
94	Kristin Booth	5/0	XXX	XXX	XXX	XXX	...	XXX
95	Andrew Cole	4/0	XXX	XXX	XXX	XXX
96	Austin Todd	0/0
97	Trey Hebert	0/0
98	Andrew Stein	0/0
99	Tucker Barefoot	0/0



2021-22 Southern Miss. Football
 Passing Game-by-Game
 All games

#5 Ty Keyes	Comp	Att	Int	Pct	Yards	TD	Long	Sacked	Effic.
Grambling	4	11	0	36.4	50	1	17	1-8	104.5
Troy	16	27	2	59.3	157	0	27	9-70	93.3
Alabama	11	24	1	45.8	131	2	26	2-19	110.9
Rice	2	3	1	66.7	17	0	13	0-0	47.6
Totals	33	65	4	50.8	355	3	27	12-97	99.6

#8 Trey Lowe III	Comp	Att	Int	Pct	Yards	TD	Long	Sacked	Effic.
South Alabama	13	29	2	44.8	133	0	23	4-31	69.6
Grambling	10	13	0	76.9	99	1	31	2-15	166.3
Totals	23	42	2	54.8	232	1	31	6-46	99.5

#9 Tee Webb	Comp	Att	Int	Pct	Yards	TD	Long	Sacked	Effic.
UAB	2	5	1	40.0	5	0	6	1-2	8.4
Middle Tenn.	2	6	1	33.3	18	0	11	0-0	25.2
Totals	4	11	2	36.4	23	0	11	1-2	17.6

#11 Jake Smithhart	Comp	Att	Int	Pct	Yards	TD	Long	Sacked	Effic.
Middle Tenn.	0	1	0	0.0	0	0	0	0-0	0.0
Totals	0	1	0	0.0	0	0	0	0-0	0.0

#12 Chandler Pittman	Comp	Att	Int	Pct	Yards	TD	Long	Sacked	Effic.
UAB	1	1	0	100.0	9	0	9	0-0	175.6
Totals	1	1	0	100.0	9	0	9	0-0	175.6

#24 Jake Lange	Comp	Att	Int	Pct	Yards	TD	Long	Sacked	Effic.
Rice	23	37	3	62.2	304	1	32	5-42	123.9
UTEP	20	31	1	64.5	239	2	36	5-47	144.1
UAB	3	10	0	30.0	18	0	14	2-20	45.1
Middle Tenn.	16	34	2	47.1	166	1	34	7-61	86.0
North Texas	17	25	0	68.0	116	1	19	3-20	120.2
Totals	79	137	6	57.7	843	5	36	22-190	112.6



**2021-22 Southern Miss. Football
Rushing/Receiving Game-by-Game
All games**

Rushing

Player	No-Yds/TD	USA	GSU	TROY	Bama	Rice	UTEP	UAB	MTSU	UNT
Frank Gore	142-608/1	19-81/0	21-162/1	15-31/0	9-7/0	17-79/0	16-43/0	13-40/0	20-83/0	12-82/0
Dajon Richard	53-208/1	DNP	10-76/1	3--2/0	4-7/0	2-14/0	4-3/0	8-28/0	12-34/0	10-48/0
Ty Keyes	40-55/0	DNP	8-56/0	19--45/0	12-41/0	1-3/0	DNP	DNP	DNP	DNP
Jake Lange	29--166/0	DNP	DNP	DNP	DNP	7--39/0	8--32/0	4--14/0	7--61/0	3--20/0
Trey Lowe III	24-20/1	19-24/1	5--4/0	DNP	DNP	DNP	DNP	DNP	DNP	DNP
Chandler Pittman	14-65/0	-	DNP	1-12/0	6-28/0	-	1-1/0	6-24/0	DNP	DNP
Darius Maberry	5-21/0	4-20/0	1-1/0	DNP	DNP	DNP	DNP	DNP	DNP	DNP
Cole Cavallo	3-4/0	2-1/0	-	1-3/0	-	-	-	-	-	DNP
Dee Baker	3--6/0	DNP	2--1/0	DNP	-	DNP	DNP	DNP	1--5/0	DNP
Jake Smithhart	2-3/0	DNP	DNP	DNP	DNP	DNP	DNP	DNP	-	2-3/0
Jack Walker	2-1/0	DNP	-	DNP	DNP	-	2-1/0	DNP	-	DNP
Tee Webb	2--1/0	DNP	DNP	DNP	1-1/0	DNP	DNP	1--2/0	-	-
Jakarius Caston	2--3/0	-	-	-	-	-	-	2--3/0	-	-
Demarcus Jones	1-2/0	-	-	-	-	-	-	1-2/0	-	-
Naricuss Driver	1-2/0	-	1-2/0	-	DNP	DNP	DNP	DNP	DNP	DNP

Receiving

Player	No-Yds/TD	USA	GSU	TROY	Bama	Rice	UTEP	UAB	MTSU	UNT
Jason Brownlee	33-427/4	-	5-19/1	3-25/0	1-19/0	8-127/0	2-50/1	1-14/0	9-120/1	4-53/1
Demarcus Jones	21-185/2	3-24/0	2-40/0	2-13/0	1-11/1	2-23/0	3-10/1	1-9/0	1-6/0	6-49/0
Frank Gore	20-155/0	1-23/0	1-6/0	5-44/0	1-4/0	4-26/0	4-58/0	1--1/0	-	3--5/0
Grayson Gunter	14-162/0	1-12/0	1-16/0	1-8/0	3-61/0	1-4/0	2-14/0	-	3-34/0	2-13/0
Jakarius Caston	13-203/1	3-38/0	4-50/1	-	-	1-8/0	4-94/0	-	-	1-13/0
Brad Dennis	9-78/0	3-26/0	DNP	1-11/0	1-0/0	2-22/0	1-8/0	-	1-11/0	DNP
Antoine Robinson	8-107/0	1-1/0	DNP	3-49/0	-	4-57/0	DNP	DNP	DNP	DNP
Dajon Richard	7-61/0	DNP	1-18/0	1-7/0	1-19/0	1-3/0	1-7/0	1-0/0	1-7/0	-
Chandler Pittman	5-43/2	-	DNP	-	1-14/1	1-31/1	3--2/0	-	DNP	DNP
Cole Cavallo	5-19/0	1-9/0	-	-	-	-	-	1-4/0	3-6/0	DNP
Da'Quan Bailey-Brown	4-29/0	DNP	DNP	-	2-3/0	1-20/0	-	1-6/0	-	-
Paul Gainer	1--7/0	-	DNP	DNP	-	-	-	-	-	1--7/0



**2021-22 Southern Miss. Football
Total Tackles Game-by-Game
All games**

Total Tackles

Player	S-A	Total	USA	GSU	TROY	Bama	Rice	UTEP	UAB	MTSU	UNT
Malik Shorts	46-30	76	2-2	4-2	6-1	6-4	4-8	4-2	7-7	3-1	10-3
Jay Stanley	26-20	46	3-0	1-2	2-5	7-1	2-3	3-2	3-2	2-3	3-2
Josh Carr	21-20	41	1-1	4-0	2-3	1-1	2-5	0-1	2-5	3-2	6-2
Hayes Maples	15-24	39	1-3	2-0	0-3	1-0	4-2	2-7	0-2	0-2	5-5
Santrell Latham	17-18	35	5-0	2-1	1-4	2-4	1-2	DNP	1-3	4-3	1-1
Camron Harrell	23-8	31	3-1	1-1	2-2	3-0	1-2	4-0	4-0	2-0	3-2
Averie Habas	12-17	29	3-2	0-1	2-3	2-2	0-1	0-3	2-0	1-3	2-2
Josh Ratcliff	12-16	28	3-1	2-0	2-2	2-1	1-4	0-3	1-1	0-1	1-3
Eriq Kitchen	12-13	25	2-0	1-0	3-1	1-0	0-4	0-4	2-3	2-1	1-0
Michael Pleas	12-11	23	3-0	2-1	2-1	0-1	1-1	0-1	1-5	2-0	1-1
Lakevias Daniel	14-8	22	-	3-0	1-1	2-0	1-2	0-1	1-0	2-1	4-3
Tyrek Moody	9-12	21	2-1	1-2	1-1	1-4	1-0	1-0	DNP	2-2	0-2
Swayze Bozeman	8-12	20	DNP	DNP	DNP	DNP	0-3	2-2	3-1	DNP	3-6
Eric Scott	13-4	17	1-0	2-0	2-1	1-1	0-1	3-0	1-0	1-1	2-0
Tahj Sykes	8-9	17	-	0-1	2-2	0-1	0-1	1-1	1-1	1-0	3-2
T.Q. Newsome	6-10	16	1-0	0-1	2-2	DNP	DNP	-	1-0	1-4	1-3
Rachuan Mitchell	10-4	14	1-0	1-0	DNP	3-1	0-1	2-0	0-1	2-1	1-0
DaShawn Crawford	4-10	14	1-1	-	1-1	-	0-2	2-1	0-2	0-1	0-2
Everitt Cunningham	4-9	13	2-1	0-1	0-1	0-1	0-2	1-0	DNP	1-2	0-1
Natrone Brooks	10-2	12	1-0	2-0	2-0	DNP	DNP	3-0	1-1	-	1-1
Brendan Toles	5-3	8	DNP	DNP	2-1	-	2-0	-	DNP	0-1	1-1
Kristin Booth	3-2	5	1-0	2-1	0-1	-	DNP	-	DNP	DNP	DNP
Khalen Leonard	2-2	4	-	DNP	DNP	0-1	-	1-0	DNP	0-1	1-0
Devin Thomas	3-0	3	-	1-0	-	1-0	-	1-0	-	-	DNP
Andrew Cole	2-1	3	0-1	2-0	DNP	DNP	-	-	DNP	DNP	DNP
Antavious Willis	1-1	2	1-0	-	-	-	-	-	-	0-1	-
Justin Hulett	0-2	2	DNP	-	-	0-1	-	-	-	0-1	-
Bryce Foxworth	1-0	1	-	-	-	1-0	-	DNP	DNP	-	DNP
Brad Dennis	1-0	1	-	DNP	1-0	-	-	-	-	-	DNP
Coker Wright	1-0	1	-	-	-	-	-	-	-	1-0	DNP
Dee Baker	1-0	1	DNP	-	DNP	-	DNP	DNP	DNP	1-0	DNP
Jay Jones	1-0	1	-	1-0	DNP	-	-	-	DNP	-	DNP
Arian Gregory	1-0	1	DNP	1-0	DNP	-	DNP	DNP	DNP	DNP	DNP
Josh Perry	1-0	1	-	-	-	1-0	-	-	DNP	DNP	DNP
Dominic Qewon	1-0	1	-	-	DNP	1-0	DNP	-	DNP	DNP	-
Jason Brownlee	1-0	1	-	-	-	-	1-0	-	-	-	-
Avery White	0-1	1	DNP	DNP	DNP	DNP	DNP	DNP	0-1	DNP	DNP
Briason Mays	0-1	1	-	-	-	-	-	DNP	-	0-1	-
Scott Rhea	0-1	1	-	DNP	DNP	-	-	-	0-1	-	DNP
Fred Smith	0-1	1	DNP	DNP	-	0-1	DNP	-	DNP	DNP	DNP
Antoine Robinson	0-1	1	-	DNP	-	0-1	-	DNP	DNP	DNP	DNP
Demarcus Jones	0-1	1	-	-	-	-	-	-	-	0-1	-



2021-22 Southern Miss. Football
Returns Game-by-Game
All games

Punt Returns

Player	No-Yds	USA	GSU	TROY	Bama	Rice	UTEP	UAB	MTSU	UNT
Da'Quan Bailey-Brown	11-85	DNP	DNP	2-25	1-18	3-15	1-2	2-12	-	2-13
Natrone Brooks	8-59	3-12	1-7	3-19	DNP	DNP	-	-	-	1-21

Kick Returns

Player	No-Yds	USA	GSU	TROY	Bama	Rice	UTEP	UAB	MTSU	UNT
Camron Harrell	17-431	2-42	1-30	1-32	2-37	2-103	2-48	-	4-68	3-71
Antavious Willis	2-22	-	-	-	1-22	-	-	1-0	-	-
Da'Quan Bailey-Brown	1-12	DNP	DNP	-	-	1-12	-	-	-	-

Interceptions Returns

Player	No-Yds	USA	GSU	TROY	Bama	Rice	UTEP	UAB	MTSU	UNT
Malik Shorts	2-13	-	-	-	1-13	-	1-0	-	-	-
Jay Stanley	1-55	-	-	-	-	-	-	-	-	1-55
Eric Scott	1-0	-	-	-	-	-	-	-	1-0	-
Lakevias Daniel	1-0	-	1-0	-	-	-	-	-	-	-

Fumble Returns

Player	No-Yds	USA	GSU	TROY	Bama	Rice	UTEP	UAB	MTSU	UNT
--------	--------	-----	-----	------	------	------	------	-----	------	-----



2021-22 Southern Miss. Football
Tackles For Loss Game-by-Game
All games

Player	UA-A	Total	USA	GSU	TROY	Bama	Rice	UTEP	UAB	MTSU	UNT
Eriq Kitchen	5-1	5.5	1.0-2	1.0-3	2.0-11	-	-	-	1.0-2	0.5-2	-
Jay Stanley	4-1	4.5	-	1.0-3	0.5-0	1.0-1	2.0-15	-	-	-	-
Josh Carr	4-1	4.5	1.0-4	2.0-24	-	1.0-7	-	-	-	0.5-2	-
Josh Ratcliff	4-1	4.5	3.5-8	-	1.0-3	-	-	-	-	-	-
Camron Harrell	3-1	3.5	0.5-0	-	1.0-2	1.0-5	1.0-1	-	-	-	-
Santrell Latham	2-2	3.0	1.0-5	-	-	-	-	DNP	-	2.0-2	-
Hayes Maples	2-2	3.0	1.0-4	-	-	1.0-4	1.0-1	-	-	-	-
DaShawn Crawford	2-1	2.5	1.0-1	-	1.0-12	-	-	-	-	-	0.5-3
Averie Habas	1-3	2.5	0.5-4	-	1.0-7	-	-	-	-	0.5-0	0.5-2
Michael Pleas	2-0	2.0	-	1.0-1	-	-	-	-	-	1.0-1	-
Malik Shorts	2-0	2.0	-	1.0-1	-	-	-	1.0-10	-	-	-
Tahj Sykes	1-1	1.5	-	-	0.5-1	-	-	-	-	-	1.0-5
Rachuan Mitchell	1-0	1.0	-	-	DNP	-	-	-	-	1.0-5	-
Tyrek Moody	1-0	1.0	-	1.0-3	-	-	-	-	DNP	-	-
Natrone Brooks	1-0	1.0	1.0-1	-	-	DNP	DNP	-	-	-	-
Everitt Cunningham	0-2	1.0	0.5-2	-	-	-	-	-	DNP	0.5-1	-



2021-22 Southern Miss. Football
Sacks Game-by-Game
All games

Player	UA-A	Total	USA	GSU	TROY	Bama	Rice	UTEP	UAB	MTSU	UNT
Josh Carr	4-1	4.5	1-4	2-24	-	1-7	-	-	-	0.5-2	-
Eriq Kitchen	3-1	3.5	-	-	2-11	-	-	-	1-2	0.5-2	-
Averie Habas	1-2	2	0.5-4	-	1-7	-	-	-	-	-	0.5-2
Hayes Maples	1-1	1.5	0.5-3	-	-	1-4	-	-	-	-	-
DaShawn Crawford	1-1	1.5	-	-	1-12	-	-	-	-	-	0.5-3
Rachuan Mitchell	1-0	1	-	-	DNP	-	-	-	-	1-5	-
Jay Stanley	1-0	1	-	-	-	-	1-12	-	-	-	-
Everitt Cunningham	0-1	0.5	0.5-2	-	-	-	-	-	DNP	-	-
Josh Ratcliff	0-1	0.5	0.5-4	-	-	-	-	-	-	-	-



**2021-22 Southern Miss. Football
Fumbles Game-by-Game
All games**

Fumbles

Player	No-Lost	USA	GSU	TROY	Bama	Rice	UTEP	UAB	MTSU	UNT
Jake Lange	4-0	DNP	DNP	DNP	DNP	-	1-0	-	2-0	1-0
Ty Keyes	1-1	DNP	1-1	-	-	-	DNP	DNP	DNP	DNP
Darius Maberry	1-1	1-1	-	DNP	DNP	DNP	DNP	DNP	DNP	DNP
Trey Lowe III	1-0	1-0	-	DNP	DNP	DNP	DNP	DNP	DNP	DNP
Jake Smithhart	1-1	DNP	DNP	DNP	DNP	DNP	DNP	DNP	-	1-1
Mason Hunt	1-0	-	-	-	-	-	-	-	-	1-0
Natrone Brooks	1-0	1-0	-	-	DNP	DNP	-	-	-	-
Camron Harrell	1-1	1-1	-	-	-	-	-	-	-	-

Fumbles Forced

Player	Number	USA	GSU	TROY	Bama	Rice	UTEP	UAB	MTSU	UNT
Santrell Latham	4	1	-	1	1	-	DNP	-	1	-
Tahj Sykes	1	-	-	1	-	-	-	-	-	-
T.Q. Newsome	1	-	-	-	DNP	DNP	-	1	-	-
Josh Carr	1	-	-	-	-	-	-	-	1	-

Fumbles Recovered

Player	Number	USA	GSU	TROY	Bama	Rice	UTEP	UAB	MTSU	UNT
Santrell Latham	2	-	-	-	-	-	DNP	-	2	-
Eriq Kitchen	1	-	-	1	-	-	-	-	-	-
Everitt Cunningham	1	-	-	1	-	-	-	DNP	-	-
Eric Scott	1	-	-	-	-	-	-	-	1	-
Camron Harrell	1	1	-	-	-	-	-	-	-	-
Josh Ratcliff	1	-	-	-	-	-	-	1	-	-



**2021-22 Southern Miss. Football
Red-Zone Results
All games**

Southern Miss. Inside Opponent Red-Zone

Date	Opponent	Score	Times In RZ	Times Scored	Total Pts	TDs	Rush TDs	Pass TDs	FGs Made	Failed to score inside RZ						
										FGA	Down	Int	Fumb	Half Game		
09/04/2021	at South Alabama	L 7-31	3	1	7	1	1	0	0	0	1	0	0	1	0	0
09/11/2021	Grambling	W 37-0	4	4	20	2	0	2	2	2	0	0	0	0	0	0
09/18/2021	Troy	L 9-21	0	0	0	0	0	0	0	0	0	0	0	0	0	0
09/25/2021	at Alabama	L 14-63	2	2	14	2	0	2	0	0	0	0	0	0	0	0
10/02/2021	at Rice	L 19-24	2	1	3	0	0	0	1	2	0	0	0	0	0	0
10/09/2021	UTEP	L 13-26	2	1	6	1	0	1	0	0	1	0	0	0	0	0
10/16/2021	UAB	L 0-34	0	0	0	0	0	0	0	0	0	0	0	0	0	0
10/30/2021	at Middle Tenn.	L 10-35	1	1	7	1	0	1	0	0	0	0	0	0	0	0
11/06/2021	North Texas	L 14-38	2	1	7	1	0	1	0	0	1	0	0	0	0	0
Totals 11 of 16 (68.8%)			16	11	64	8	1	7	3	4	3	0	1	0	0	0

Opponents Inside Southern Miss. Red-Zone

Date	Opponent	Score	Times In RZ	Times Scored	Total Pts	TDs	Rush TDs	Pass TDs	FGs Made	Failed to score inside RZ						
										FGA	Down	Int	Fumb	Half Game		
09/04/2021	South Alabama	L 7-31	4	3	21	3	1	2	0	0	0	0	1	0	0	0
09/11/2021	Grambling	W 37-0	0	0	0	0	0	0	0	0	0	0	0	0	0	0
09/18/2021	Troy	L 9-21	4	3	21	3	1	2	0	0	1	0	0	0	0	0
09/25/2021	Alabama	L 14-63	4	4	28	4	1	3	0	0	0	0	0	0	0	0
10/02/2021	Rice	L 19-24	1	1	7	1	0	1	0	0	0	0	0	0	0	0
10/09/2021	UTEP	L 13-26	4	2	10	1	1	0	1	2	0	0	0	0	0	1
10/16/2021	UAB	L 0-34	3	2	10	1	1	0	1	1	0	0	1	0	0	0
10/30/2021	Middle Tenn.	L 10-35	4	2	14	2	2	0	0	0	1	0	1	0	0	0
11/06/2021	North Texas	L 14-38	4	3	17	2	2	0	1	1	0	0	0	1	0	0
Totals 20 of 28 (71.4%)			28	20	128	17	9	8	3	4	2	0	3	1	1	1



2021-22 Southern Miss. Football
All-Purpose Yards Game-by-Game
All games

Player	Total	USA	GSU	TROY	Bama	Rice	UTEP	UAB	MTSU	UNT
Frank Gore	763	104	168	75	11	105	101	39	83	77
Camron Harrell	431	42	30	32	37	103	48	-	68	71
Jason Brownlee	427	-	19	25	19	127	50	14	120	53
Dajon Richard	269	DNP	94	5	26	17	10	28	41	48
Jakarius Caston	200	38	50	-	-	8	94	-3	-	13
Demarcus Jones	187	24	40	13	11	23	10	11	6	49
Grayson Gunter	162	12	16	8	61	4	14	-	34	13
Da'Quan Bailey-Brown	126	DNP	DNP	25	21	47	2	18	-	13
Chandler Pittman	108	-	DNP	12	42	31	-1	24	DNP	DNP
Antoine Robinson	107	1	DNP	49	-	57	DNP	DNP	DNP	DNP
Brad Dennis	78	26	DNP	11	-	22	8	-	11	DNP
Natrone Brooks	59	12	7	19	DNP	DNP	-	-	-	21
Ty Keyes	55	DNP	56	-45	41	3	DNP	DNP	DNP	DNP
Jay Stanley	55	-	-	-	-	-	-	-	-	55
Cole Cavallo	23	10	-	3	-	-	-	4	6	DNP
Antavious Willis	22	-	-	-	22	-	-	-	-	-
Darius Maberry	21	20	1	DNP	DNP	DNP	DNP	DNP	DNP	DNP
Trey Lowe III	20	24	-4	DNP	DNP	DNP	DNP	DNP	DNP	DNP
Malik Shorts	13	-	-	-	13	-	-	-	-	-
Jake Smithhart	3	DNP	DNP	DNP	DNP	DNP	DNP	DNP	-	3
Naricuss Driver	2	-	2	-	DNP	DNP	DNP	DNP	DNP	DNP
Jack Walker	1	DNP	-	DNP	DNP	-	1	DNP	-	DNP
Tee Webb	-1	DNP	DNP	DNP	1	DNP	DNP	-2	-	-
Dee Baker	-6	DNP	-1	DNP	-	DNP	DNP	DNP	-5	DNP
Paul Gainer	-7	-	DNP	DNP	-	-	-	-	-	-7
Jake Lange	-166	DNP	DNP	DNP	DNP	-39	-32	-14	-61	-20



2021-22 Southern Miss. Football
Individual Statistics
All games

All Purpose

Player	g	rush	rcv	pr	kr	ir	total	avg/g
Frank Gore	9	608	155	0	0	0	763	84.8
Camron Harrell	9	0	0	0	431	0	431	47.9
Jason Brownlee	9	0	427	0	0	0	427	47.4
Dajon Richard	8	208	61	0	0	0	269	33.6
Jakarius Caston	9	-3	203	0	0	0	200	22.2
Demarcus Jones	9	2	185	0	0	0	187	20.8
Grayson Gunter	9	0	162	0	0	0	162	18.0
Da'Quan Bailey-Brown	7	0	29	85	12	0	126	18.0
Chandler Pittman	6	65	43	0	0	0	108	18.0
Antoine Robinson	4	0	107	0	0	0	107	26.8
Brad Dennis	7	0	78	0	0	0	78	11.1
Natrone Brooks	7	0	0	59	0	0	59	8.4
Jay Stanley	9	0	0	0	0	55	55	6.1
Ty Keyes	4	55	0	0	0	0	55	13.8
Cole Cavallo	8	4	19	0	0	0	23	2.9
Antavious Willis	9	0	0	0	22	0	22	2.4
Darius Maberry	2	21	0	0	0	0	21	10.5
Trey Lowe III	2	20	0	0	0	0	20	10.0
Malik Shorts	9	0	0	0	0	13	13	1.4
Jake Smithhart	2	3	0	0	0	0	3	1.5
Naricuss Driver	3	2	0	0	0	0	2	0.7
Jack Walker	4	1	0	0	0	0	1	0.3
Tee Webb	4	-1	0	0	0	0	-1	-0.3
Dee Baker	3	-6	0	0	0	0	-6	-2.0
Paul Gainer	7	0	-7	0	0	0	-7	-1.0
Jake Lange	5	-166	0	0	0	0	-166	-33.2
Team	9	-7	0	0	0	0	-7	-0.8
Total	9	806	1462	144	465	68	2945	327.2
Opponents	9	1425	1885	114	299	189	3912	434.7