



2017 UTSA FOOTBALL MEDIA GUIDE



#BIRDSUP    @UTSAFTBL

TABLE OF CONTENTS

THE UTSA EXPERIENCE

This Is UTSA Football	2-3
What They're Saying	4-5
Media Exposure	6-7
First-Class Facility	8-9
This Is UTSA	10-11
Campus Life	12-13
Campus Rec	14-15
A Focus On Academics	16-17
Career Services	18-19
Athletic Medicine	20
Strength & Conditioning	21
UTSA Spirit	22-23
Conference USA	24
NCAA Host Institution	25
This Is San Antonio	26-29
Alamodome	30-31
NCAA Compliance	32

MEDIA INFORMATION

Quick Facts	34
Schedule	35
Future Schedules	35
Athletics Communications Staff	36
Media Policy	36-37
Alamodome Directions & Parking	38
Local Media Directory	39
Roadrunners Sports Network	39
Opponents Quick Facts	40-41
Conference USA	42-43
Conference USA Composite Schedule	44
Conference USA Championship Game	45
Bowl Synopsis	46-48

SEASON OUTLOOK

Numerical Roster	50-51
Alphabetical Roster	52-53
Roster Breakdown	54
Starters Breakdown	55
Pronunciation Guide	55
Depth Chart	56

STAFF

Frank Wilson	58-60
Jason Rollins	61
Ricky Brumfield	62
Pete Golding	63
Frank Scelfo	64
Bo Davis	65
Jeff Kastl	66
Ryan Pugh	67
Everette Sands	68
Patrick Toney	69
Support Staff	70

PLAYERS

Player Bios	72-94
-------------	-------

SEASON REVIEW

Individual Honors & Awards	96
Schedule/Results	97
Team Statistics	97
Record Breakdown	97
UTSA Game-by-Game Statistics	98
Opponent Game-by-Game Statistics	99
Individual Statistics	100-101
Starters Summary	101
Team Captains	101
Defensive Statistics	102
Superlatives	103
Long Plays	104
Game Capsules	105-111
Conference USA Season Review	112

RECORD BOOK

Team Records	114-115
Individual Records	115-116
Longest Plays	117
Game Superlatives	117
Single-Season Lists	118-119
Career Lists	120-121
Opponent Records	122
Alamodome Records	123
Year-By-Year Results	124
All-Time Results	125
Miscellaneous Records	126
Program Firsts	127
Honor Roll	128-129
All-Time Letterwinners	130
All-Time Assistant Coaches	130

CREDITS


The 2017 UTSA Football Guide is a production of the UTSA Athletics Communications Office. The supplement was designed, written and edited by Assistant AD/Athletics Communications Kyle Stephens with assistance from Associate Director Cody Bays and Assistant Directors Tony Baldwin and Audrey Westcott. Front cover design by Tony Pro.

Photography

AeroPhoto.com, Alamo Bowl, Alamodome, Bryan Bullon, Ross Davis, Patrick Dunn, Burk Frey, Jeff Huehn, Mark McClendon, Mike McLaughlin, Steve Moakley, Tony Moreno, San Antonio Convention and Visitor's Bureau, Schlitterbahn Waterpark Resort, Dave Taylor and Jason Ytuarte.



TAILGATING
UTSA fans begin tailgating in the Alamodome parking lots several hours before kickoff.



THIS IS UTSA

SPIRIT WALK

Two and a half hours prior to kickoff, Rowdy the Roadrunner leads the UTSA football team through the Spirit Walk. Fans and the UTSA band and cheerleaders line the path as the team makes its way to the Alamodome.





FOOTBALL



WHAT THEY'RE



**HEAD COACH
FRANK WILSON**

"Frank Wilson is one of the most loving and caring coaches outside of football. The love I have for him will last a lifetime. Anyone that gets him as a coach will love him not only as a coach but also as a father figure. He is a God-fearing man."

— *Leonard Fournette, Jacksonville Jaguars running back*

"Coach Wilson is one of the best coaches I've ever had. He is a man of integrity and honor and he holds true to his word. From day one, he always looked out for me. He's a great coach, a great person and a great man. He is like family to me and I wish him much success in the future. I know he is going to do good things."

— *Odell Beckham Jr., New York Giants wide receiver*

"Coach Frank Wilson changed my life. He gave a young kid from New Orleans a chance to compete and learn on a higher level. He opened the doors for so many of us Louisiana athletes and I'm just happy to see him making strides and becoming all that he can be. He is the true inspiration."

— *Tyrann Mathieu, Arizona Cardinals safety*

"It's hard to put in words how much Frank Wilson means to me, not as a coach but as a man. It is very difficult nowadays to find a man with the integrity and loyalty that he displays on a day-in and day-out basis. It is an amazing thing to see someone who has put so much hard work in to finally have the opportunity that he so willingly deserves. It's truly been a pleasure to say I have been coached by Frank, but more importantly to know him as family."

— *Jeremy Hill, Cincinnati Bengals running back*

THE FRANK WILSON FILE

Coaching Experience

- 2016-present: UTSA, head coach
- 2012-15: LSU, associate head coach/running backs/recruiting coordinator
- 2010-11: LSU, assistant coach/running backs/recruiting coordinator
- 2009: Tennessee, assistant coach/wide receivers
- 2008: Southern Miss, assistant coach/running backs/recruiting coordinator
- 2005-07: Mississippi, assistant coach/running backs/assistant special teams
- 2004: New Orleans Public Schools System, director of athletics
- 2000-03: O.P. Walker (La.) High School, head coach/offensive coordinator
- 1997-99: Karr (La.) High School, assistant coach/offensive coordinator
- 1996: Nicholls State, student assistant

Bowl Game Experience

- 2016 Gildan New Mexico Bowl
- 2015 Texas Bowl
- 2014 Music City Bowl
- 2013 Outback Bowl
- 2012 Chick-fil-A Bowl
- 2011 BCS National Championship Game
- 2010 Cotton Bowl
- 2009 Capital One Bowl
- 2008 New Orleans Bowl

Honors

- 2014 *NFL.com* Top Recruiter In College Football
- 2011 *Rivals.com* Recruiter of the Year

Highlights

- Led UTSA to its first-ever bowl game (2016 Gildan New Mexico Bowl)
- Seven UTSA players earned All-Conference USA honors, including first-teamer and Freshman of the Year Josiah Taucaefa, who also became the program's first-ever Freshman All-American (FWAA)
- LSU recorded 45 100-yard rushing games and produced four 1,000-yard individual rushers in his six seasons
- Six of his LSU running backs were selected in the NFL Draft
- Has engineered five top-10 recruiting classes

Playing Experience

- 1993-95: Nicholls State, running back/defensive back
- 1992: Geneva (Pa.) University, running back

Education

- College: Nicholls State (1997), Southern-New Orleans (2002)
- High School: St. Augustine (La.) High School (1992)

Hometown

- New Orleans, La.

Family

- Wife: Tiffany
- Children: Alaina, Sabree, and Frank IV

SAYING...

"Frank Wilson's ability to reach and develop student-athletes is unparalleled in college football. He has been successful everywhere he has been because of his passion for young people, great work ethic and professionalism. He is an incredible football coach and an even better person. Coach Wilson will do a tremendous job as the head coach at UTSA."

— Kliff Kingsbury, Texas Tech head coach

"I had the honor to play for and be recruited by a man who was so unselfish in his work and in his life that people were drawn to his efforts and commitment, which helped them become a man foremost and then a player. I speak firsthand for how he's stayed in contact with players even after they have left his reach. They don't make too many like him."

— Jarvis Landry, Miami Dolphins wide receiver

NFL PLAYERS COACHED/RECRUITED

- Lamin Barrow, LB, Bears, Broncos, Dolphins
- Odell Beckham Jr., WR, Giants
- Kendall Beckwith, LB, Buccaneers
- Alfred Blue, RB, Texans
- La'el Collins, OG, Cowboys
- Malachi Dupre, WR, Packers
- Ego Ferguson, DE, Bears, Lions, Packers
- Leonard Fournette, RB, Jaguars
- BenJarvus Green-Ellis, RB, Bengals, Patriots
- Jerald Hawkins, OT, Steelers
- Jeremy Hill, RB, Bengals
- Kenny Hilliard, RB, Texans
- Anthony Johnson, DT, Dolphins, Jets, Patriots, Redskins
- Deion Jones, LB, Falcons
- Jarvis Landry, WR, Dolphins
- Kendrick Lewis, FS, Chiefs, Ravens, Texans
- Terrence Magee, RB, Browns, Rams, Ravens, Seahawks
- Ronald Martin, S, Jets, Seahawks
- Tyrann Mathieu, CB, Cardinals
- Dexter McCcluster, RB, Chargers, Chiefs, Titans
- Zach Mettenberger, QB, Chargers, Steelers, Titans
- Denarius Moore, WR, Raiders, Bengals, Bills
- Eric Reid, S, 49ers
- Stevan Ridley, RB, Colts, Falcons, Lions, Jets, Patriots,
- Duke Riley, LB, Falcons
- Trai Turner, OG, Panthers
- Mike Wallace, WR, Dolphins, Ravens, Steelers, Vikings
- Spencer Ware, RB, Chiefs, Seahawks
- James Wright, WR, Bengals, Browns



"Frank has been a big part of what we've accomplished at LSU both on and off the field. He's ready to be a head coach. He's worked long and hard for this opportunity and I couldn't be happier for Frank and his family. He's going to do a great job and we are going to miss him."

— Les Miles, former LSU head coach


"Frank is detail-oriented and very knowledgeable. He's a tremendous competitor and has a great smile about him, a great presence about him and he is relentless."

— Ed Orgeron, LSU assistant coach

"Coaches and players gravitate to Frank Wilson. He was a part of my staff at Tennessee and I can tell you firsthand that he develops players as well as anyone in college football. UTSA just uncovered a leader who is special on many levels. People talk about how great of a recruiter he is, but he is just as strong of a leader."

— Lane Kiffin, Alabama offensive coordinator

MEDIA EXPOSURE









Located just a short walk from the center of San Antonio's downtown district, the Alamodome is one of the top football venues in the state of Texas. With a seating capacity of more than 65,000 that includes 56 suites, the facility has hosted an array of football games and other events since its opening in 1993.

FIRST-CLASS FACILITIES





UTSA has averaged nearly 28,000 fans per home game through the first six seasons at the Alamodome.





The Roadrunners' spacious locker room at the Alamodome is among the finest in the nation. Completed in December 2011, it features more than 100 lockers, a coaches locker room and lounge, flat-screen TVs, a training room, an equipment office, showers and restrooms.



UTSA's on-campus locker room was completed in Fall 2015. It features more than 100 lockers, a lounge, flat-screen TVs, showers and restrooms.



THIS IS UTSA

ABOUT UTSA



The University of Texas at San Antonio was founded on June 5, 1969, by the Texas Legislature to be a "university of the first class."



UTSA serves the San Antonio metropolitan area and the broader region of South Texas through top-tier programs and services offered at its Main, Downtown and Hemisfair Campuses.



With almost 30,000 students and 1,412 faculty members, UTSA is the third-largest component of the University of Texas System. Ninety-nine percent of its full-time tenured and tenure-track faculty members hold doctorates or equivalent terminal degrees.



UTSA offers more than 165 degree programs at the bachelor's, master's and doctoral levels in the colleges of Architecture, Construction and Planning; Business; Education and Human Development; Engineering; Liberal and Fine Arts; Public Policy; and Sciences as well as the Honors College, University College and Graduate School. Its research specialties include health, cybersecurity, energy, sustainability, and human and social development.



The university provides access to excellence for large numbers of historically underserved students: More than 60 percent of UTSA's students come from groups underrepresented in higher education and nearly half will be the first in their families to earn a college degree.



As the region's largest generator of engineers, artists, business and civic professionals, teachers, scientists and technology managers, UTSA has produced more than 116,000 graduates since awarding its first degree in 1974. Its local annual economic impact is \$1.2 billion.




In addition to the top-tier educational advantages UTSA offers, the university has been recognized for its commitment to serving society. In 2015, it received the distinguished Community Engagement Classification from the Carnegie Foundation for the Advancement of Teaching.



Dr. Taylor Eighmy became the sixth president in UTSA history on Sept. 1, 2017.



In 1973 construction began on UTSA's original campus, now known as the Main Campus, on a 600-acre tract in the rolling foothills of San Antonio's northwest side



UTSA opened the 11-acre Downtown Campus in 1997.



MISSION STATEMENT

The University of Texas at San Antonio is dedicated to the advancement of knowledge through research and discovery, teaching and learning, community engagement and public service. As an institution of access and excellence, UTSA embraces multicultural traditions and serves as a center for intellectual and creative resources as well as a catalyst for socioeconomic development and the commercialization of intellectual property – for Texas, the nation and the world.



UTSA[®]



UTSA's cybersecurity program is ranked No. 1 in the nation according to a Ponemon Institute survey of IT professionals.

UTSA is ranked No. 8 in the nation in awarding bachelor's and master's degrees to Hispanic students according to Hispanic Outlook in Higher Education.



CAMPUS LIFE

LAUREL VILLAGE



UTSA has five housing complexes on its Main Campus offering several styles of group living.


Laurel and Chaparral Villages are villa-inspired suites with private bedrooms and a shared living space.

Alvarez Hall residents enjoy a private, fully furnished bedroom with a shared, connecting bathroom, individual floor lounges, laundry facilities, a computer lab and a community kitchen.

Chisholm Hall is a traditional residence hall that offers a great place to find study partners or new friends.

University Oaks' apartment living includes private bedrooms and a full kitchen.

CHAPARRAL VILLAGE



UTSA has three libraries — John Peace (JPL), Applied Engineering & Technology and Downtown Campus — that offer a rich blend of resources to support academic work including research assistance, printed materials, electronic books and articles, computers and other technology. Other features include reservable study rooms, high-speed KIC scanners, textbooks on reserve, and multimedia equipment for checkout.

ALVAREZ HALL



Through the library's Get It For Me service, students can request books and articles to be delivered to their inboxes or to their library of choice for pick-up, free of charge. Using Library Quick Search, students have easy access to the library's vast collections, including the latest scholarly journals and more than one million e-books.



Conveniently located in front of the John Peace Library on the Main Campus, the Sombrilla is a popular gathering place for UTSA students.



UTSA students, faculty and staff have many options for dining on campus.



The University Center (UC) Food Court houses Chili's Too, Mooyah, Panda Express and Taco Taco Cafe, while Starbucks, Subway and a C3 Convenience Store are a short walk away.

Roadrunner Cafe is an all-you-care-to-eat dining hall that offers 10 stations with a variety of made-to-order fresh food options. With stations such as a Mongolian Grill featuring seafood for Friday lunch or the Burrito Station to hand craft burritos made just for you, the customizable options are great for everyone including vegetarians and healthy eaters.



The John Peace Library (JPL) Food Court houses Chick-fil-A, Greens To Go, Subway, Sushic-The Sushi Company, Starbucks, Steak 'n Shake, Papa John's and a C3 Convenience Store.

UTSA RECREATION WELLNESS CENTER



The UTSA Recreation Wellness Center is nearly 185,000 square feet of indoor recreation space and houses a wide variety of programs and facilities including: multi-use courts, a demonstration kitchen, massage studio, an aquatics center, racquetball courts, fitness areas, group exercise studios and locker/shower rooms.

CAMPUS REC

The Recreation Field Complex, located adjacent to the Rec Center, is comprised of nine artificial turf fields which include a full soccer field, a regulation football field, and eight multi-purpose fields. Equipment check-out facilities and restrooms are located here, as well.



The UTSA Recreation & Wellness Center houses more than 24,000 square feet of weight and cardio space.

Campus Recreation offers personal training, fitness assessments, nutritional guidance and group exercise for no additional fee. Group exercise consists of more than 25 classes ranging from yoga to kickboxing.


The 18,000 square-foot cardio room features numerous machines ranging from tread mills, ellipticals and stationary bikes to rowers and spin bikes.



The Outdoor Aquatics Center features a three-lane lap pool, leisure pool, lazy river, hot tubs, ample lounge space, a pair of beach volleyball courts and a basketball court.



The jogging track, one-sixth of a mile in length, circles above four regulation basketball courts.



The 54-foot rock climbing wall is the largest of its kind on any campus in the state of Texas.

A FOCUS ON

ACADEMIC SERVICES

Mission Statement

Team Academics was established in order to provide academic services for student-athletes. We provide the necessary academic support services for all student-athletes to be successful in the classroom and pursue an undergraduate degree while competing as an athlete. The center is dedicated to the academic and personal development of all student-athletes.

Consistent with the mission of the University of Texas at San Antonio, the Athletics Department is committed to provide an environment in which student-athletes can be successful academically, athletically and socially. In doing so, the department dedicates itself to absolute compliance with the rules of the University of Texas System, the university, Conference USA and the National Collegiate Athletic Association.

Vision Statement

The UTSA Athletics Department will be successful in its mission when ...

- Student-athletes achieve academically and compete athletically at the highest level and are prepared with skills for life.
- It achieves a level of social responsibility, honesty and integrity higher than is expected by the public and is required by laws, policies, guidelines and rules.
- Athletics is the focal point for school identity, pride and spirit among students, faculty, staff, alumni and the surrounding community.
- The community benefits from public service, affordable entertainment and economic growth derived from athletics.

Academic Success

UTSA student-athletes have earned numerous academic awards during the past decade. UTSA has had 18 student-athletes chosen as an Academic All-American, one of the top honors that can be bestowed upon a collegiate athlete, while 38 have earned Academic All-District accolades since 2003. In the last 10 years, more than 800 student-athletes have earned conference academic honors.



ACADEMICS

The 4,000 square-foot Bodenstedt Athletic Learning Center houses five study carrels, two large conference rooms, a classroom, computer lab and office space for the Academic Services staff.



**COLIN
HOWLETT**

**ASSOCIATE AD/
ACADEMIC SERVICES**

Colin Howlett was hired in June 2010 as Associate Athletics Director for Academic Services at UTSA. He is responsible for overseeing academic support services for the entire department.

Howlett came to UTSA from Virginia Tech, where he was a member of the Student-Athlete Academic Support Services for 13 years. He began his tenure as Assistant Director in August 1997 and served in that capacity until his promotion to Associate Director in August 2001. He also was the Interim Director from July 2008-January 2009.

While in Blacksburg, Howlett was responsible for developing and implementing academic success programs and providing academic, career and personal counseling to student-athletes in the sports of football, men's and women's cross country, men's golf, men's and women's soccer and women's volleyball. He also assisted in the planning and development of the department's Learning Assistance Program, served as the liaison to the Registrar's Office and to the Office of Services for Students with Disabilities and helped coordinate the tutorial, peer mentor and study hall programs for all student-athletes.

Prior to his tenure at Virginia Tech, Howlett was an Academic/Athletic Counselor at Maine from 1996-97. He also spent two years at Austin Peay where he served as an Academic Services Intern from 1994-95 and as the Interim Compliance Coordinator for six months before joining the staff at Maine.

Howlett earned his bachelor's degree in business administration with an emphasis on human resource management from Susquehanna University in 1990. He received a master's degree in health and physical education with an emphasis in athletic administration from Southern Mississippi in 1994.



LYDIA PLACZEK
ASSISTANT AD/
ACADEMIC SERVICES



SARA GOTHELF
ACADEMIC COORDINATOR



BETH NOTEWARE
LEARNING SPECIALIST

STUDENT-ATHLETE CAREER SERVICES

Connecting UTSA Student-Athletes to Career Development Resources

"There are more than 400,000 student-athletes and most of them go pro in something other than sports."
— NCAA Public Service Announcement

The mission of the UTSA University Career Center is to assist students and alumni in identifying and developing the skills necessary to pursue lifelong career goals.

The Career Center provides comprehensive career planning, job search skill development and a wide range of tools and resources designed to assist students and alumni in conducting a successful job search.

The Career Center's website, *hireroadrunners.com*, contains full-time professional, internship, co-op, work-study and part-time job listings, which are updated daily.

Dozens of employers visit campus each year to interview UTSA students for full-time professional positions, as well as intern, co-op and other jobs. Multiple career fairs are held each semester and are attended by hundreds of employers from a variety of disciplines. These events offer information on full- and part-time jobs, internships and more.

The Career Center employs a total of 13 career counselors, one of which, Stefanie Cisneros, is dedicated to serving student-athletes at UTSA. Individual career counseling appointments are available with counselors to discuss any aspect of your career development. They will use a variety of methods to help you learn more about career interests, including free online career assessments.

In addition, career counselors can assist you in developing job search skills such as resumé writing, interview preparation and networking skills. Throughout the year, a variety of workshops are offered on various career-related topics, including several designed specifically for student-athletes.

CAREER



Why do employers seek student-athletes?

Student-Athletes possess many of the skills and abilities which are often sought by organization recruiters. Characteristics such as mental toughness, self-confidence, and performing under pressure are needed to be successful in any workplace. Listed below are additional qualities athletes can transfer from the playing field into the workplace.

TEN QUALITIES OF TEAM PLAYERS

- Time management
- Teamwork
- Goal-directed
- Competitive
- Confidence
- Persistence and endurance
- Loyalty
- Discipline
- Ability to accept constructive criticism
- Resilience

Adapted from: Bohac, Jennifer. Career Game Plan for Student-Athletes, Prentice Hall, New Jersey, 2000.



SERVICES

Career Center Partner Organizations

Hundreds of employers converge on the UTSA campus each year to participate in career fairs, information sessions and networking events and as guest speakers for workshops and in classrooms.

Listed below is a sampling of just a few of the organizations with which the Career Center partners. Organizations marked with an asterisk have previously hired UTSA student-athletes for internships or full-time positions.

AAccenture
AT&T *
AXA Advisors*
bp Energy *
Capital Group Companies*
CIA
CPS Energy
Deloitte and Touche, LLP *
Enterprise *
Ernst & Young LLP*
FBI
Frost Bank
Google
Harland Clarke
HEB
Hyatt Hotels and Resorts *
Judson ISD *
KPMG LLP*
Medtronic *
Microsoft Corporation
NASA
National Security Agency
New York Life*
Northeast ISD
Northside ISD*
Northwestern Mutual*
NuStar Energy*
Omni Hotels*
Pape-Dawson
PepsiCo*
PwC
Rackspace*
Randolph Brooks Federal Credit Union *
Raytheon
San Antonio ISD
Southwest ISD
Southwest Research Institute
South San Antonio ISD
Spurs Sports and Entertainment*
Target Corporation *
Tesoro Companies, Inc.
Toyota
Total Quality Logistics
Union Pacific Railroad*
U.S. Department of State
U.S. Marshals
USAA*
Valero Energy Corporation
Walgreens *
Walt Disney World
Wells Fargo*
YMCA
Zachry Holdings, Inc.



STEFANIE CISNEROS

ASSISTANT AD/ LIFE SKILLS COORDINATOR

Stefanie Cisneros is in her second year as UTSA's Assistant Athletics Director/Life Skills Coordinator, 11th year working with student-athletes on their personal and professional development and her 17th year working at UTSA overall.

Cisneros is responsible for coordinating programming focused on student-athlete development including teaching a freshmen year life skills seminar class. Additionally, she serves as sport administrator for women's soccer, softball and cheer.

Cisneros has had the opportunity to speak to national audiences through presentations at the American Humanics Management Institute, California Association for Counseling and Development Conference, Southern Association of Colleges and Employers Conference, and as a co-presenter at the National Career Development Association's Global Conference. In her presentation, "Transfer the Magic from Playing Field to Career Field", she addresses the career development needs of student-athletes and best practices for working effectively with student-athlete populations and athletic departments.

Cisneros is currently involved in several professional organizations, including memberships in Women Leaders in College Sports (formerly the National Association of Collegiate Women Athletics Administrators, NACWAA) and National Association for Colleges and Employers (NACE). She has previously been active as a member of the National Career Development Association (NCDA) and Southern Association of Colleges and Employers (SoACE).

Cisneros graduated from UTSA in 2001 with a bachelor of science degree in kinesiology and completed a master of arts degree in community counseling from UTSA in 2008.

She and her husband Robert have two children, Alexandra and David.



ATHLETIC MEDICINE

The UTSA Athletic Training Department is committed to providing the highest standard of sports medicine care to all Roadrunners student-athletes. This includes education, prevention, evaluation, recognition, treatment and rehabilitation of injuries and illnesses associated with athletic participation. Referral necessary for additional medical and psychological evaluation and treatment is also provided. The athletics training staff is dedicated to this mission and compliance with UTSA, Conference USA and NCAA rules and regulations.

The UTSA training staff works under the direction of Associate Athletics Director for Athletic Medicine, Jerry Greeson. All of the physicians that work with the training staff come from the University of Texas Health Science Center Medical School and those physicians, along with selected non-physicians, compose the sports medicine team.

The training staff is responsible for the care, prevention and rehabilitation of athletic injuries, taping and wrapping procedures, emergency situations should they occur, attendance of practices and home and away events that occur to 17 intercollegiate sports. UTSA student-athletes receive care from a centralized training center which has state-of-the-art therapeutic modalities and rehabilitation equipment to give student-athletes the best care available.

UTSA student-athletes receive care from a centralized training center, which has state-of-the-art therapeutic modalities and rehabilitation equipment to give them the best care available.



JERRY GREESON
ASSOCIATE A.D./
ATHLETIC MEDICINE



BRENNA ELLIS
ASSOCIATE HEAD
ATHLETIC TRAINER

ATHLETIC TRAINING STAFF

Kyle Kratzenberg
Josh Modica
Jayson Vincent
Tyler Bernard
Robert Cordona
Mitchelle Gallegos
Ali Harris
Yukiyo Shimosawa

MEDICAL CONSULTANTS

Dr. Richard Holcomb, Dr. Jaime Garza, Dr. Hector Lopez, Dr. Timothy Palomera, Dr. David Schmidt, Dr. Richard Steffen, Dr. Marque Allen

STRENGTH & CONDITIONING

UTSA student-athletes are running faster and getting stronger thanks to a commitment to an enhanced strength and conditioning program and the renovated Patrick Clynnes Family Strength & Conditioning Center.



MISSION STATEMENT

The UTSA Strength & Conditioning Department provides athletes the means by which they can train consistently, sensibly and systematically over designated periods of time in a safe, clean and professional environment to help prevent injury and improve athletics performance.

PHILOSOPHY

The philosophy of the University of Texas at San Antonio strength & conditioning program adheres strictly to the three proven scientific principles of adaptation ...

SPECIFICITY

The transfer of a training adaptation to a gain in competition performance.

OVERLOAD

Adaptation takes place when the magnitude of training is greater than normal and is achieved by prescribing the correct number of sets, repetitions and intensity of effort. The primary focus is the muscular and energy systems' adaptation to overload.

PERIODIZATION

Training phases must be planned so that speed, agility, power and endurance will peak during the most important competitions.

FOOTBALL STRENGTH & CONDITIONING STAFF



RYAN FILO
HEAD FOOTBALL STRENGTH & CONDITIONING COACH



SPENCER ROSS
ASSISTANT FOOTBALL STRENGTH & CONDITIONING COACH



UTSA SPIRIT

THE MASCOT

The Roadrunner, a bird representative of the Texas Hill Country and the Southwest, was voted the UTSA mascot in 1977, defeating the armadillo in a student election. The choice was officially adopted in early 1978.



Rowdy the Roadrunner was ranked No. 12 on Yahoo! Sports' Top 25 Most Unique Mascots

THE SCHOOL COLORS

Official colors of the University of Texas System are orange and white. Upon recommendation from the UTSA Student Representative Assembly, the Board of Regents approved the addition of navy blue to the orange and white for UTSA's colors for athletics competition.



UTSA FIGHT SONG

*Go, Roadrunners, Go!
On to vict'ry with all your might.
Fight, Roadrunners, Fight!
For the Blue and the Orange and the White.
We fight for U-T-S-A
Alma Mater proud and strong.
Win, Roadrunners, Win!
And unite in our battle song.*



THE ALMA MATER

Music to "Hail UTSA," the alma mater of the University of Texas at San Antonio, was composed by Dr. Joe Stuessy, Professor of Music. Lyrics were written by Dr. Alan Craven, Director of the Division of English, Classics and Philosophy at UTSA.

HAIL UTSA

*From our hills of oak and cedar
To the Alamo
Voices raised will echo
As, in song, our praises flow.
Hail Alma Mater!
Through the years our loyalty will grow.
The University of Texas at San Antonio*



CONFERENCE USA



On May 4, 2012, UTSA accepted an invitation to join Conference USA. The Roadrunners officially joined the league on July 1, 2013, and now compete against teams from Charlotte, Florida Atlantic, FIU, Louisiana Tech, Marshall, Middle Tennessee, North Texas, Old Dominion, Rice, Southern Miss, UAB, UTEP and Western Kentucky.

UTSA BY THE NUMBERS

- 7** Conference USA Championships
- 17** Conference USA Superlative Awards
- 31** Conference USA Individual Champions
- 36** Conference USA All-Academic Team members
- 102** All-Conference USA selections
- 154** Conference USA Academic Medal winners
- 639** Conference USA Commissioner's Honor Roll members

** as of July 1, 2017*



NCAA HOST INSTITUTION

UTSA has served as the host institution for 17 NCAA Championship events since 1998 and will welcome the 2018 Men's Final Four to the Alamodome.

UTSA's NCAA Championship Legacy

- 1997 Men's Basketball Midwest Regional
- 1998 Men's Final Four
- 1998 Men's Golf Central Regional
- 2001 Men's Basketball Midwest Regional
- 2002 Women's Final Four
- 2003 Men's Basketball South Regional
- 2004 Men's Final Four
- 2005 Women's Volleyball Championship
- 2006 Women's Basketball San Antonio Regional
- 2007 Men's Basketball South Regional
- 2008 Men's Final Four
- 2010 Women's Final Four
- 2011 Men's Basketball Southwest Regional
- 2011 Women's Volleyball Championship
- 2014 Men's Basketball Second & Third Rounds
- 2014 Men's Golf San Antonio Regional
- 2015 Women's Golf Central Regional



ABOUT SAN ANTONIO



San Antonio has a population of more than 1.4 million, making it the nation's seventh-largest city. San Antonio was the fastest growing of the 10 largest cities from 2000-10.



With more than 20 million visitors per year, San Antonio is one of the top tourist destinations in the United States.



San Antonio boasts some of the state's most-visited attractions: The Alamo, The River Walk, SeaWorld® San Antonio and Six Flags® Fiesta Texas®.



Settled in 1718, San Antonio is one of the American West's oldest cities and its rich history surfaces in its architecture, neighborhoods, food, culture and traditions.



With 300 days of sunshine annually and an average temperature of 70 degrees, San Antonio is an ideal destination year round.



San Antonio has more than 15,000 acres of parks and more than 100 miles of mostly urban hike-and-bike trails in the metropolitan area.



San Antonio boasts one of the largest military concentrations in the country with Fort Sam Houston, Lackland Air Force Base and Randolph Air Force Base located in the city.



San Antonio is home to five Fortune 500 companies: Valero, USAA, Andeavor, CST Brands and iHeartMedia.



The largest medical research and care provider in South Texas, the South Texas Medical Center, calls San Antonio home.




San Antonio is a sports town, as it is home to five professional sports franchises: the five-time NBA Champion Spurs, the WNBA's Stars, the American Hockey League's Rampage, the San Diego Padres' Double-A affiliate Missions and the United Soccer League's San Antonio FC.



San Antonio is a sports destination, as it annually hosts the Valero Alamo Bowl, the U.S. Army All-American Bowl, the PGA Tour Valero Texas Open and the Champions Tour AT&T Championship. The city also has hosted three NCAA Men's Final Fours, two Women's Final Fours, six NCAA Basketball Regionals, three Big 12 Football Championship Games and Dallas Cowboys Training Camps.

THE ALAMO



THIS IS



TOWER OF THE AMERICAS



SEA WORLD




SIX FLAGS
FIESTA TEXAS




ALAMODOME

SAN ANTONIO



THE RIVER WALK



SAN
ANTONIO

DEEP. IN THE
HEART.

SAN ANTONIO

A DESTINATION CITY

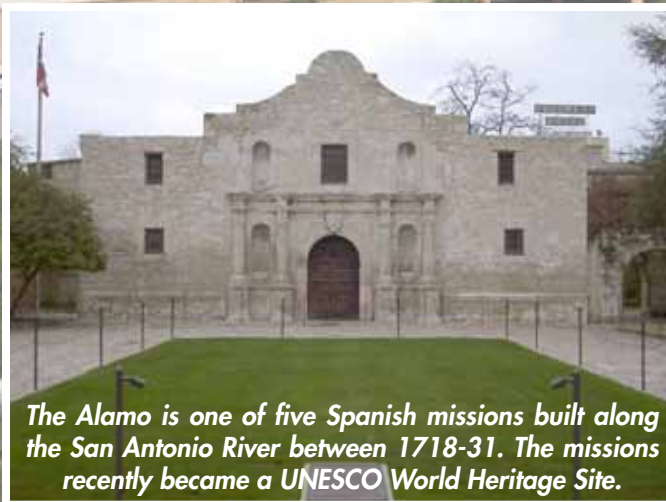
It's easy to see why more than 20 million people visit San Antonio each year. With 300 days of sunshine annually and an average temperature of 70 degrees, the nation's seventh-largest city is an ideal destination year round. The Alamo City boasts some of the state's most visited attractions: The Alamo, The River Walk, SeaWorld® San Antonio and Six Flags® Fiesta Texas®.



Schlitterbahn, in nearby New Braunfels, is the world's top-ranked waterpark.



Two of the nation's top theme parks, SeaWorld (left) and Six Flags Fiesta Texas, call San Antonio home.



The Alamo is one of five Spanish missions built along the San Antonio River between 1718-31. The missions recently became a UNESCO World Heritage Site.



Mission Concepcion





Mission San Juan



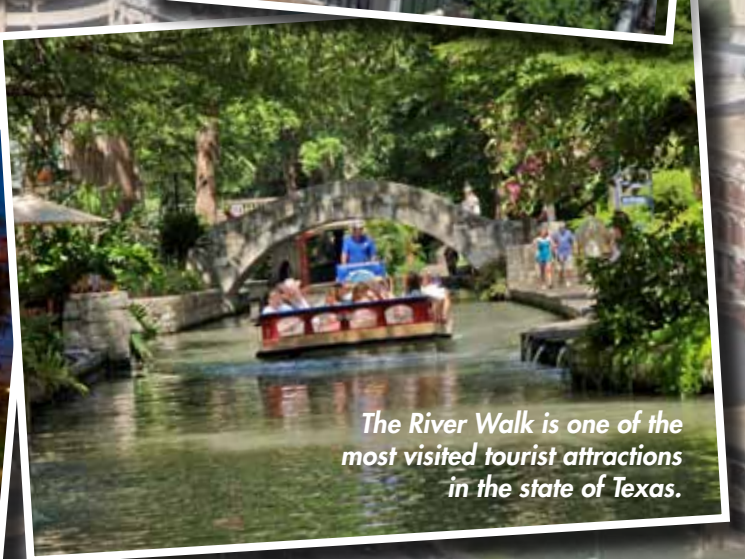
Mission San José



Mission Espada



Hundreds of hotels, restaurants, night spots and shops line the city's urban core, including the magical River Walk.



The River Walk is one of the most visited tourist attractions in the state of Texas.

ALAMODOME




The Alamodome recently received more than \$50 million in renovations in advance of the 2018 NCAA Men's Final Four. Improvements include wider concourses, new concession areas, a beer garden and outdoor terraces that will sit atop new wings on the east and west side of the stadium as well as larger locker rooms, an expanded media room and the addition of new lighting, video walls and ribbon board technology.

Located just a short walk from the center of San Antonio's downtown district, the Alamodome is one of the top football venues in the state of Texas. With a seating capacity of more than 65,000 that includes 56 suites, the facility has hosted an array of annual football games, including the Valero Alamo Bowl, the *Dave Campbell's Texas Football Classic* and the U.S. Army All-American Bowl along with serving as the home of the UTSA Roadrunners. The Alamodome has hosted three Big 12 Championship Games and four Dallas Cowboys Training Camps and it served as the home stadium for the New Orleans Saints, who were displaced because of Hurricane Katrina, during much of the 2005 NFL season.

alamodome
SAN ANTONIO



HOME OF THE ROADRUNNERS



UTSA set NCAA startup program records for inaugural game (56,743) and average season (35,521) attendance in 2011 and have averaged nearly 28,000 fans per game through the first six campaigns at the Alamodome.



NCAA COMPLIANCE

The NCAA Rules and Fans

Compliance with NCAA rules is one of the highest priorities for our athletics program and institution. As a member of the NCAA, the University of Texas at San Antonio is accountable for the actions of its boosters and fans. Even the best-intentioned action on a fan's part may be a violation of NCAA rules. Please contact the UTSA Compliance Office if you have any questions concerning what is permissible. Inquiries should be directed to the UTSA Compliance Office at this address:

UTSA Compliance Office
Intercollegiate Athletics
One UTSA Circle
San Antonio, TX 78249
Phone: (210) 458-5493

Representatives of Athletics Interests

A "representative of UTSA's athletics interests," or booster, is anyone who:

- Has ever participated in or is currently a member of the various athletics department support groups;
- Has made a donation to the athletics program;
- Has helped arrange summer and/or vacation employment for student-athletes; or
- Has been involved, in anyway, in the promotion of UTSA's athletics program

Extra Benefits

Prospective and current student-athletes may not receive extra benefits. An extra benefit is any special arrangement by an institutional employee or representative of the institution's athletic interests to provide a student-athlete or his/her family a benefit not authorized by NCAA legislation. Extra benefits would include, but are not limited to:

- An employment arrangement for a prospect's relatives;
- Gifts of clothing or equipment;
- Cosigning of loans;
- Providing loans to a prospect's relatives or friends;
- Cash or like items;
- Use of an automobile;
- Any tangible items, including merchandise;
- Free or reduced-cost services, rentals or purchases of any type;
- Free or reduced-cost housing
- Use of a college's athletic equipment;
- Sponsorship of or arrangement for an awards banquet for high school, prep school or two-year college athletes by a college, athletics representative or its alumni groups;
- Employment of a student-athlete at a rate higher than the wages paid for similar work; and
- Payment to a student-athlete for work not performed.

Recruiting

Only coaches and athletics department staff may be involved in the recruiting process. Athletic representatives are prohibited from contacting a prospective student-athlete or members of his/her family by telephone, letter, e-mail, or in person for the purpose of encouraging participation in athletics at The University of Texas at San Antonio. This includes contacting prospective student-athletes on social media (Facebook, Twitter, etc.) The prohibition remains in effect even after the prospect signs a national letter-of-intent (scholarship offer). You can do your part by forwarding names of any potential recruits to the UTSA coaching staffs.

Prospective Student-Athlete

A prospective student-athlete is a person who has started classes for the ninth grade. You can become a prospect even if you have not started the ninth grade, if a college gives you or your relatives any financial aid help or other benefits that it does not give others.

Before a prospect can make an official visit to UTSA, he/she must present (1) a score from a PSAT, SAT or ACT test (through an official high school or testing agency), (2) an academic transcript, and (3) must register with the NCAA Eligibility Center and must be placed on the institution's Institution Request List with the NCAA Eligibility Center.

Visiting UTSA

OFFICIAL VISIT:

An "official visit" is a visit paid in whole or in part by the university and cannot exceed 48 hours in length. A prospect can make a total of five official visits, with a limit of only one per university.

UNOFFICIAL VISIT:

An "unofficial visit" is a visit made at the prospect's own expense. The university may provide (a) three complimentary tickets to an on-campus athletics event in which the university's team is competing and (b) transportation to view off-campus practice and competition sites within a 30-mile radius. Prospects can make as many unofficial visits as they want.

More information concerning recruiting and initial eligibility can be found online at:

ncaa.org
goUTSA.com





MEDIA INFORMATION



« 2017 UTSA QUICK FACTS »

General Information

Name _____ The University of Texas at San Antonio
 Nickname _____ Roadrunners
 Colors ___ Orange (PMS 1665), Navy Blue (289) and White
 Founded _____ 1969
 Enrollment _____ 28,959 (24,729 undergraduate)
 President _____ Dr. Taylor Eighmy (Tufts 1980)
 Interim Athletics Director _____ Sam Gonzales
 Athletics Department Phone _____ (210) 458-4161
 Ticket Office Phone _____ (210) 458-8872
 Affiliation _____ NCAA Division I Football Bowl Subdivision
 Conference _____ Conference USA (West Division)
 Stadium (Capacity) _____ Alamodome (36,582)
 Playing Surface _____ Field Turf
 Press Box Phone _____ (210) 704-6200

Coaching Staff

Head Coach _____ Frank Wilson (Nicholls State 1997)
 Career Record (Years) _____ 6-7 (second season at UTSA)
 Assistant Coaches _____ Jason Rollins (associate head coach/
 linebackers), Ricky Brumfield (special teams coordinator/tight
 ends), Pete Golding (defensive coordinator/cornerbacks),
 Frank Scelfo (offensive coordinator/quarterbacks),
 Bo Davis (defensive line), Jeff Kastl (receivers),
 Ryan Pugh (offensive line), Everette Sands (running backs),
 Patrick Toney (safeties)
 Quality Control (Offense) _____ Giovanni Vizza
 Quality Control (Defense/Special Teams) _ Micheal Spurlock
 Graduate Assistant Coaches _____
 _____ Rishaw Johnson (offense), Anthony Scelfo (offense),
 _____ Will Thomas (defense), Deron Wilson (defense)
 Strength & Conditioning Coach _____ Ryan Filo
 Assistant Strength & Conditioning Coach _____ Spencer Ross
 Director of Operations _____ Amanda Gilpin
 Director of Player Personnel _____ Jacob LaFrance
 Assistant AD/Equipment Operations _____ Tyson Street
 Assistant Equipment Manager _____ Tyler Fondren
 Video Coordinator _____ Alex Nicasio
 Associate AD/Athletic Medicine _____ Jerry Greeson
 Senior Administrative Assistant _____ James Gellido
 Administrative Associate _____ Jon Proto
 Football Office Phone _____ (210) 458-5011

Team Information

2016 Record _____ 6-7/.462
 2016 Conference Record (Finish) _____ 5-3 (2nd C-USA West)
 Letterwinners Returning/Lost _____ 44/18
 Starters Returning (O/D/ST) _____ 15 (6/7/2)
 Starters Lost (O/D/ST) _____ 9 (5/4/0)
 Offensive Formation _____ Pro-Style/Multiple
 Defensive Formation _____ 4-2-5

Program History

First Year _____ 2011
 All-Time Record _____ 32-39/.451
 All-Time Conference Record _____ 20-18 (C-USA 2013-16/WAC 2012)

Athletics Communications

Assistant AD _____ Kyle Stephens
 Email _____ kyle.stephens@utsa.edu
 Cell Phone _____ (210) 887-3636
 Office Phone _____ (210) 458-4551
 Associate Director _____ Cody Bays
 Email _____ cody.bays@utsa.edu
 Cell Phone _____ (210) 219-8658
 Assistant Director _____ Tony Baldwin
 Email _____ tony.baldwin@utsa.edu
 Cell Phone _____ (210) 302-2536
 Assistant Director _____ Audrey Westcott
 Email _____ audrey.westcott@utsa.edu
 Cell Phone _____ (210) 420-9675
 Mailing Address _ One UTSA Circle, San Antonio, TX 78249
 Overnight Address _ 5710 West Hausman Road, Suite 101
 _____ San Antonio, TX 78249
 Fax _____ (210) 458-4569
 Website _____ goUTSA.com

WE ARE UTSA

When referencing the University of Texas at San Antonio Athletics, PLEASE USE THE ACRONYM

UTSA AND THE NICKNAME ROADRUNNERS.

Please refrain from using UT-San Antonio, Texas-San Antonio, UT-SA, 'Runners or any other variation.

« 2017 UTSA SCHEDULE »



DATE	OPPONENT (TV)	LOCATION	TIME (CT)
Sept. 2	Houston (STAD)	Alamodome	PPD
Sept. 9	at Baylor (FSN)	Waco, Texas	7 p.m.
Sept. 16	Southern (KCWX)	Alamodome	6 p.m.
Sept. 23	at Texas State	San Marcos, Texas	TBA
Oct. 7	Southern Miss* (CW 35/STAD FB)	Alamodome	6 p.m.
Oct. 14	at North Texas*	Denton, Texas	5:30 p.m.
Oct. 21	Rice*# (CW 35/STAD FB)	Alamodome	6 p.m.
Oct. 28	at UTEP* (CW 35)	El Paso, Texas	7 p.m.
Nov. 4	at FIU* (STAD)	Miami, Fla.	6 p.m.
Nov. 11	UAB* (KCWX)	Alamodome	6 p.m.
Nov. 18	Marshall* (CW 35/STAD FB)	Alamodome	6 p.m.
Nov. 25	at Louisiana Tech* (ESPN TBA)	Ruston, La.	TBA
Dec. 2	Conference USA Championship (ESPN/ESPN2)	TBA	TBA

subject to change • *home games in bold* • ** Conference USA game* • *# Homecoming*
(STAD) STADIUM • *(FSN) FOX Sports Networks* • *(KCWX) KCWX-TV San Antonio*
(CW 35) KMYS-CW 35 San Antonio • *(STAD FB) Stadium on Facebook* • *ESPN TBA (Network TBA)*





« MEDIA INFORMATION »

ATHLETICS COMMUNICATIONS



Kyle Stephens

*Assistant Athletics Director/
Athletics Communications
Primary Football Contact*

p: (210) 458-4551
e: kyle.stephens@utsa.edu



Cody Bays

*Associate Athletics
Communications Director
Football Contact #2*

p: (210) 219-8658
e: cody.bays@utsa.edu

Office Fax: (210) 458-4569

Website: goUTSA.com

UTSA Shipping Address:

UTSA Athletics Communications
5710 W. Hausman Road, Suite 101
San Antonio, TX 78249

Alamodome Shipping Address:

Alamodome (Attn: Kyle Stephens)
100 Montana Street
San Antonio, TX 78202



Tony Baldwin

*Assistant Athletics
Communications Director
Football Contact #3*

p: (210) 302-2536
e: tony.baldwin@utsa.edu



Audrey Westcott

*Assistant Athletics
Communications Director*

p: (210) 420-9675
e: audrey.westcott@utsa.edu

Follow UTSA on Social Media

UTSA Athletics

facebook.com/UTSAAthletics

instagram.com/UTSAAthletics

pinterest.com/UTSAAthletics

Snapchat: [utsaathletics](https://www.snapchat.com/add/utsaathletics)

twitter.com/UTSAAthletics

UTSA Football

facebook.com/UTSAFTBL

twitter.com/UTSAFTBL

twitter.com/CoachWilsonUTSA

UTSA MEDIA POLICY

Media Coverage

The UTSA Athletics Communications Office assists members of the media with their coverage of all 17 Roadrunners sports by coordinating interviews and providing feature ideas, notes, statistics and any other information needed. Media members may check the athletics department's website — goUTSA.com — for the latest information on all UTSA sports.

Football Season Credentials

Season credentials and parking requests for UTSA home games must be requested by emailing Assistant Athletics Director for Communications Kyle Stephens (kyle.stephens@utsa.edu). Only media covering the Roadrunners on a consistent basis and on assignment will be considered. A lost season credential will result in passes being issued on a game-by-game basis, if available. The deadline for requesting season credentials

and parking for the 2017 season is Friday, Aug. 18.

Football Single-Game Credentials

Credential and parking requests for individual home games should be emailed to Assistant Athletics Director for Communications Kyle Stephens (kyle.stephens@utsa.edu) by 5 p.m. on Wednesday of the respective week, but early requests are encouraged and appreciated. Credentials only will be granted to media on assignment. For UTSA road games, please contact Assistant Athletics Director for Communications Kyle Stephens (kyle.stephens@utsa.edu) by 5 p.m. on Monday of the preceding week for the game you wish to cover and include any parking needs you may have. These lists are submitted to the host school's SID by Wednesday the week before, so that credentials can be shipped back to our office for local distribution.

Non-Football Credentials

Media wishing to apply for credentials to cover other UTSA home events should send a request to the Athletics Communications Office for the sport they wish to cover at least 24 hours prior to the event. These credentials WILL NOT allow access to cover UTSA home football games.

Credential Will Call

Credentials can be mailed upon request or picked up in person with proper identification at the Athletics Communications Office, which is located at 5710 West Hausman Road, Suite 101 in the University Heights Tech Center. For home football games, media that has not yet received credentials may pick those up beginning three hours prior to kickoff at the Alamodome Media Entrance (east 50-yard line).



Football Game Day Parking

Media may park in Lot A (south of Alamodome/northeast corner of IH-37 & Cesar Chavez Boulevard interchange) with a UTSA Football Game Day Parking Pass only. Requests must be made to Assistant Athletics Director for Communications Kyle Stephens (*kyle.stephens@utsa.edu*) at least one week in advance. Passes are issued on a single-game basis only and there are limited quantities per game. There are no season parking passes for UTSA football games. Satellite trucks may park in Lot A for a fee and must reserve spaces by contacting Jason Bippert of the Alamodome at (210) 207-3629 or *jason.bippert@alamodome.com*.

Non-Game Day Media Parking

Media needing to drive onto UTSA's Main Campus for interviews may request a visitor parking permit by contacting the UTSA Athletics Communications Director for the sport they are covering at least 24 hours in advance of arrival.

Alamodome Access

All media members must enter the Alamodome through the media entrance located on the east 50-yard line. The entrance and all press work areas will open three hours prior to kickoff. No media members will be allowed to enter the Alamodome through the South Loading Dock. A UTSA-issued credential or game ticket is required for entrance to all home football games.

Press Box Services

The Alamodome press box, located on the Mezzanine Level (Level 3) of the east side of the facility, will open three hours prior to kickoff for all home football games. A UTSA-issued credential is required for entrance to the press box. The media meal will be served approximately two hours prior to kickoff. Game notes, flip cards, game programs, official stats, notes and quotes will be provided. Wireless internet access is complimentary for working media members. Media members who wish to order a dedicated internet connection or telephone line must contact Jason Bippert of the Alamodome at *jason.bippert@alamodome.com* or (210) 207-3629. Seats will be assigned according to UTSA's credential criteria.

Live Statistics

UTSA will provide live statistics online at *goUTSA.com* for all home events and real-time statistics to credentialed media through

a private URL that will be provided on football game days.

Photographers/Videographers

Photographers and videographers on assignment are welcome to shoot all UTSA home events with proper credentials requested through the Athletics Communications Office. For sideline access at home football games, photographers and videographers will be required to check in for a photo vest. A work room is located in Meeting Room A near the northeast tunnel to the field and it is equipped with complimentary hard-wired and wireless internet access, flip cards, game programs and refreshments. Photographers who wish to order a dedicated internet connection must contact Jason Bippert of the Alamodome at *jason.bippert@alamodome.com* or (210) 207-3629. Photographers and videographers will not have a reserved seat in the Alamodome press box. Upper photo and video area requests should be made in the press box at least two hours prior to kickoff.

Postgame Interview Rooms

Postgame interview rooms for all home football games are located on the east side of the Alamodome across from the visiting team locker room on the Field Level (Level 1). UTSA will hold a postgame press conference for head coach Frank Wilson and select players after a 10-minute cooling off period. Additional requested coaches and players will be made available in the UTSA interview room following the press conference. The UTSA locker room is closed and there will be no interviews conducted on the field except for the television network that is broadcasting the game. The visiting team interview room is located immediately adjacent to the UTSA interview room in the Green Room. All requests should be made with the visiting team's SID. UTSA will provide escorts for media to the sidelines with six minutes remaining in the fourth quarter and to the postgame interview rooms.

Interview Policy

All interviews with UTSA student-athletes and coaches must be arranged at least 24 hours in advance by contacting the Athletics Communications Office. Telephone interviews are available to the media on a "call-back" basis ONLY and at a time that is convenient for the interviewee. Contact information (i.e., cell phone numbers) for student-athletes and coaches WILL NOT be provided to the media.

Football Media Availability

During the season, UTSA head coach Frank Wilson will be available on Monday mornings at a weekly media roundtable. Wilson and student-athletes will be available during post-practice on Tuesdays and Wednesdays. All requests should be made by 5 p.m. on Sunday of game weeks to Assistant Athletics Director for Communications Kyle Stephens (*kyle.stephens@utsa.edu*).

Practice Policies

Roadrunners football practices will be held on UTSA's Main Campus (unless otherwise noted). Practices are closed, but portions of some practices will be open to members of accredited media outlets with a UTSA-issued credential (subject to change). Media planning to shoot this portion of practice should contact Assistant AD for Communications Kyle Stephens (*kyle.stephens@utsa.edu*) to confirm arrangements and practice times. Requested student-athletes will be available to the media post-practice on Tuesdays and Wednesdays during the season. Questions pertaining to practice schedules and specific media information regarding coverage for all other sports may be directed to the UTSA Athletics Communications Office.

Conference USA

Conference USA provides digital media guides, notes, league statistics and standings, logos and video content online at *conferenceusa.com*. The football media relations contact is Russ Anderson and he can be reached at (214) 774-1351 or *rdanderson@c-usa.org*.

collegepressbox.com
SINCE 2005 EVERYTHING BUT THE PRE-GAME MEAL

collegepressbox.com is the official media website for Division I football. Access and download weekly game notes, quotes, statistics, media guides, headshots, logos and more for each conference and its member schools. Login information will be distributed to accredited media or you can apply for a password at *collegepressbox.com/password*.



« MEDIA INFORMATION »

ALAMODOME



Driving Directions

Physical Address:
Alamodome
100 Montana St.
San Antonio, Texas 78202

Media may park in Lot A (see map above) with a valid pass issued by the UTSA Athletics Communications Office. These are limited and will be issued according to UTSA's credential criteria. To enter Lot A on game days, please use the entrance located off the IH-37 Frontage Road.

Satellite truck parking also is located in Lot A, but must be arranged in advance by contacting Jason Bippert at (210) 207-3629.

There are additional public and private pay lots in the downtown and Alamodome vicinity.

The Media Entrance is located on the east side of the Alamodome facing the railroad tracks.

From Northeast/Austin

- Take IH-35 south
- Exit IH-37/U.S. 281 south to Corpus Christi
- Exit Cesar E. Chavez Boulevard and turn left at light

From North/Airport

- Take U.S. 281 south
- Exit Cesar E. Chavez Boulevard and turn left at light

From East/Houston

- Take IH-10 west
- Exit IH-37/U.S. 281 north to Johnson City
- Exit Cesar E. Chavez Boulevard and turn right at light

From Northwest/El Paso

- Take IH-10 east
- Exit IH-35 north to Austin
- Exit IH-37/U.S. 281 south to Corpus Christi
- Exit Cesar E. Chavez Boulevard and turn left at light

From West/Del Rio

- Take U.S. 90 east
- Exit IH-37/U.S. 281 north to Johnson City
- Exit Cesar E. Chavez Boulevard and turn right at light

From Southwest/Laredo

- Take IH-35 north
- Exit IH-10 east to Houston
- Exit IH-37/U.S. 281 north to Johnson City
- Exit Cesar E. Chavez Boulevard and turn right at light

From South/Corpus Christi/Rio Grande Valley

- Take IH-37/U.S. 281 north
- Exit Cesar E. Chavez Boulevard and turn right at light

NOTE: If you are taking the Cesar E. Chavez Boulevard exit (140B) from southbound IH-37/U.S. 281, you will not be able to access the Lot A entrance via the turnaround within two hours of game time due to traffic control restrictions. Please turn left at the light at Cesar E. Chavez Boulevard and left again onto the IH-37 Frontage Road.



LOCAL MEDIA DIRECTORY

PRINT

San Antonio Express-News
Box 2171
San Antonio, TX 78297
p: (210) 250-3373
f: (210) 250-3351
e: sports@express-news.net
w: mysa.com

sports editor: Jim Lefko
beat writer: John Whisler

The Paisano

14545 Roadrunner Way
San Antonio, TX 78249
p: (210) 690-9301
f: (210) 690-3423
e: sports@paisano-online.com
w: paisano-online.com

San Antonio Business Journal

8200 IH 10 W, Suite 820
San Antonio, TX 78230
p: (210) 341-3202
f: (210) 342-4443
e: sanantonio@bizjournals.com
w: bizjournals.com/sanantonio
beat writer: W. Scott Bailey

TELEVISION

KABB-TV (FOX)

4335 NW Loop 410
San Antonio, TX 78229
p: (210) 442-6353
e: cmiketinac@sbgstv.com
w: foxsanantonio.com
sports director: Chuck Miketinac

KENS-TV (CBS)

5400 Fredericksburg Road
San Antonio, TX 78229
p: (210) 366-5001
e: jreinagel@kens5.com
w: kens5.com
sports director: Joe Reinagel
beat writer: David Flores, KENS5.com

KSAT-TV (ABC)

1408 N. St. Mary's St.
San Antonio, TX 78215
p: (210) 351-1270
e: sports@ksat.com
w: ksat.com
sports director: Greg Simmons

KVDA-TV (Telemundo)

6234 San Pedro Avenue
San Antonio, TX 78216
p: (210) 568-0176
e: noticias_60_telemundo@nbcuni.com
w: telemundosanantonio.com

KWEX-TV (Univision)

12451 Network Boulevard
San Antonio, TX 78249
p: (210) 242-7451
e: sanantoniodesk@univision.net
w: univision41.com

WOAI-TV (NBC)

4335 NW Loop 410
San Antonio, TX 78229
p: (210) 366-1129
e: donharris@sbgstv.com
w: woai.com
sports director: Don Harris

RADIO

KZDC-AM 1250/94.5 FM
4050 Eisenhower Road
San Antonio, TX 78218
p: (210) 654-5100
f: (210) 885-5054

KTKR-AM 760/WOAI-AM 1200

6222 NW IH-10
San Antonio, TX 78201
p: (210) 736-9700
f: (210) 735-8811

WEBSITES

BirdsUp.com (Rivals)
20303 Stone Oak Parkway #6304
San Antonio, Texas 78258
editor: Javi Cardenas
e: utsarivals@yahoo.com

InsideRunnerSports.com (Scout)

P.O. Box 761272
San Antonio, TX 78245
editor: J.J. Perez
e: jj@insiderunnersports.com

BROADCAST INFORMATION

Roadrunners Sports Network

The Roadrunners Sports Network brings fans closer to the action through live radio and audio broadcasts.

All UTSA football games will be carried live in the San Antonio area on Ticket 760 AM or "The Bull" 92.5 FM and 93.3 FM, online at goUTSA.com, Ticket760.com or thebullcountry.iheart.com and everywhere fans want to listen via the free all-in-one iHeartRadio app.

Andy Everett, the play-by-play voice of the Roadrunners, will be joined for football broadcasts for the second straight season by analyst Jay Riley. There will be two-hour pregame and 45-minute postgame shows for each broadcast.

Everett also will host "The Frank Wilson Radio Show" from 7-8 p.m. each Wednesday (except for Tuesday, Nov. 14) beginning on Aug. 30 live from Walk-On's Bistreaux & Bar (1400 Pantheon Way). The show can be heard on Ticket 760 AM or "The Bull" 92.5 FM and 93.3 FM, online at goUTSA.com, Ticket760.com or thebullcountry.iheart.com and everywhere fans want to listen via the free all-in-one iHeartRadio app.



"UTSA Football Insider"

"UTSA Football Insider" is a 30-minute television show that airs weekly during the season at 5:30 p.m. each Friday on AT&T SportsNet Southwest (formerly ROOT Sports Southwest) and at 10:30 a.m. each Saturday on KMYS-CW 35 San Antonio. Please check local listings for availability in your area. It also is available on-demand at goUTSA.com.

Hosted by Mike Lefko, Brooke Shoemaker and Valerie Lopez, the show gives fans an all-access look at the Roadrunners through game highlights and previews, feature stories on players and activities around the UTSA campus supporting the team.





« 2017 OPPONENTS QUICK FACTS »

Houston

6 p.m. • Sept. 2 • STADIUM
Alamodome • San Antonio, Texas
Series Record: Tied, 1-1

Last Meeting: UTSA 27, Houston 7 (8/29/14)

Location _____ Houston, Texas
Founded _____ 1927
Enrollment _____ 43,770
President _____ Dr. Renu Khator
Athletics Director _____ Hunter Yurachek
Nickname _____ Cougars
Colors _____ Scarlet & White
Affiliation _____ NCAA Division I - FBS
Conference _____ American Athletic
Stadium (Capacity) _____ TDECU Stadium (40,000)
Playing Surface _____ Synthetic Turf
Football SID _____ David Bassity
Office Phone _____ (713) 743-9409
Email _____ dbassity@central.uh.edu
Website _____ UHCougars.com
2016 Overall Record _____ 9-4
2016 Conference Record (Finish) _____ 5-3 (4th/West)
Offensive Formation _____ Power Spread
Defensive Formation _____ 3-4
Letterwinners R/L _____ 53/18
Starters R/L _____ 29/13
Head Coach _____ Major Applewhite
Alma Mater (Year) _____ Texas (2001)
Career Record (Years) _____ First Season
Record At School (Years) _____ First Season
Assistant Coaches _____
A.J. Blum (DL), Dan Carrel (Outside LB), James Casey (TE), Mark D'Onofrio (DF/ILB), Kenny Guiton (WR), Clay Jennings (Co-DC/S), Brian Johnson (OF/QB), Kenith Pope (RB), Chris Scelfo (OL)

Baylor

7 p.m. • Sept. 9 • FSN
McLane Stadium • Waco, Texas
Series Record: First Meeting

Location _____ Waco, Texas
Founded _____ 1845
Enrollment _____ 16,959
President _____ Dr. Linda Livingstone
Athletics Director _____ Mark Rhoades
Nickname _____ Bears
Colors _____ Green & Gold
Affiliation _____ NCAA Division I - FBS
Conference _____ Big 12
Stadium (Capacity) _____ McLane Stadium (45,140)
Playing Surface _____ Artificial (Hellas Matrix)
Football SID _____ Taylor Bryan
Office Phone _____ (254) 709-4411
Email _____ Taylor_Bryan@baylor.edu
Website _____ BaylorBears.com
2016 Overall Record _____ 7-6
2016 Conference Record (Finish) _____ 3-6 (7th)
Offensive Formation _____ Multiple
Defensive Formation _____ Multiple
Letterwinners R/L _____ 63/22
Starters R/L _____ 15/10
Head Coach _____ Matt Rhule
Alma Mater (Year) _____ Penn State (1997)
Career Record (Years) _____ 28-23 (4)
Record At School (Years) _____ First Season
Assistant Coaches _____
Bob Bicknell (WR), Francis Brown (AHC/DB), George DeLeone (OL), Joey McGuire (TE), Jeff Nixon (Co-OC/RB), Elijah Robinson (DL), Mike Stravo (LB/RC), Phil Snow (DC), Glenn Thomas (Co-OC/QB)

Southern

6 p.m. • Sept. 16 • KCWX-TV
Alamodome • San Antonio, Texas
Series Record: First Meeting

Location _____ Baton Rouge, La.
Founded _____ 1880
Enrollment _____ 7,277
President _____ Dr. Ray Belton
Athletics Director _____ Roman Banks
Nickname _____ Jaguars
Colors _____ Columbia Blue and Gold
Affiliation _____ NCAA Division I - FCS
Conference _____ Southwestern Athletic
Stadium (Capacity) _____ A.W. Mumford Stadium (28,500)
Playing Surface _____ Synthetic Turf
Football SID _____ Christopher Jones
Office Phone _____ (225) 771-3791
Email _____ jones_chrisk@yahoo.com
Website _____ gojagsports.com
2016 Overall Record _____ 8-3
2016 Conference Record (Finish) _____ 8-1 (2nd/West)
Offensive Formation _____ Pro Style (Multiple)
Defensive Formation _____ 3-4 (Multiple)
Head Coach _____ Dawson Odums
Alma Mater (Year) _____ N.C. Central (1997)
Career Record (Years) _____ 36-21 (5)
Record At School (Years) _____ same
Assistant Coaches _____
Steve Adams (ST/S), Chennis Berry (OC/OL), Charles Cheek (LB), Elvis Joseph (RB), Matt Leone (QB), Laquaid Manago (TE), Juan Navarro (DL), Trei Oliver (DC/LB)

Texas State

TBA • Sept. 23
Bobcat Stadium • San Marcos, Texas
Series Record: UTSA leads, 1-0
Last Meeting: UTSA 38, Texas State 31 (11/24/12)

Location _____ San Marcos, Texas
Founded _____ 1899
Enrollment _____ 38,006
President _____ Dr. Paul Gowens
Athletics Director _____ Dr. Larry Teis
Nickname _____ Bobcats
Colors _____ Maroon and Metallic Gold
Affiliation _____ NCAA Division I - FBS
Conference _____ Sun Belt
Stadium (Capacity) _____ Bobcat Stadium (30,000)
Playing Surface _____ Field Turf
Football SID _____ Rick Poulter
Office Phone _____ (512) 245-2966
Email _____ rpoulter@txstate.edu
Website _____ txstatebobcats.com
2016 Overall Record _____ 2-10
2016 Conference Record (Finish) _____ 0-8 (11th)
Offensive Formation _____ Spread
Defensive Formation _____ 3-4
Letterwinners R/L _____ 43/32
Starters R/L _____ 16/12
Head Coach _____ Everett Withers
Alma Mater (Year) _____ Appalachian State (1984)
Career Record (Years) _____ 27-23 (5)
Record At School (Years) _____ 2-10 (1)
Assistant Coaches _____
Ron Antoine (WR), Parker Fleming (QB/PGC), Zak Kuhr (OC/RB), Eric Mateos (OL), Adrian Mayes (OT/TE), Randall McCray (DC/ILB), Jules Montinar (CB), Jordan Peterson (OLB/STC)

Southern Miss

6 p.m. • Oct. 7 • CW 35/STAD FB
Alamodome • San Antonio, Texas
Series Record: UTSA leads, 2-1
Last Meeting: UTSA 55, USM 32 (10/8/16)

Location _____ Hattiesburg, Miss.
Founded _____ 1910
Enrollment _____ 14,554
President _____ Dr. Rodney D. Bennett
Athletics Director _____ John Gilbert
Nickname _____ Golden Eagles
Colors _____ Black and Gold
Affiliation _____ NCAA Division I - FBS
Conference _____ Conference USA
Stadium (Capacity) _____ M.M. Roberts Stadium (36,000)
Playing Surface _____ Matrix
Football SID _____ Jack Duggan
Office Phone _____ (601) 266-4503
Email _____ jack.duggan@usm.edu
Website _____ southernmiss.com
2016 Overall Record _____ 7-6
2016 Conference Record (Finish) _____ 4-4 (3rd/West)
Offensive Formation _____ Spread
Defensive Formation _____ 4-3
Letterwinners R/L _____ 40/20
Starters R/L _____ 14/12
Head Coach _____ Jay Hopson
Alma Mater (Year) _____ Mississippi (1992)
Career Record (Years) _____ 39-23 (5)
Record At School (Years) _____ 7-6 (1)
Assistant Coaches _____
Tim Billings (AHC/S), Chase Bitowf (VC), Shannon Dawson (OC/QB), Dan Disch (CB), Desmond Lindsey (OWR), Erik Losey (OL), Derek Nicholson (DL), Tony Pecoraro (DC/ILB), Lyrel Pollard (RB), Scotty Walden (IWR/TE)

North Texas

5:30 p.m. • Oct. 14
Apogee Stadium • Denton, Texas
Series Record: UTSA leads, 3-1
Last Meeting: UTSA 31, UNT 17 (10/29/16)

Location _____ Denton, Texas
Founded _____ 1890
Enrollment _____ 37,941
President _____ Dr. Neal Smatresk
Athletics Director _____ Wren Baker
Nickname _____ Mean Green
Colors _____ Green and White
Affiliation _____ NCAA Division I - FBS
Conference _____ Conference USA
Stadium (Capacity) _____ Apogee Stadium (30,850)
Playing Surface _____ Sportexe PowerBlade HP
Football SID _____ Eric Capper
Office Phone _____ (940) 565-2476
Email _____ eric.capper@unt.edu
Website _____ meangreensports.com
2016 Overall Record _____ 5-8
2016 Conference Record (Finish) _____ 3-5 (4th/West)
Offensive Formation _____ Spread
Defensive Formation _____ Multiple
Letterwinners R/L _____ 49/21
Starters R/L _____ 17/9
Head Coach _____ Seth Littrell
Alma Mater (Year) _____ Oklahoma (2001)
Career Record (Years) _____ 5-8 (1)
Record At School (Years) _____ Same
Assistant Coaches _____
Marty Biagi (STC), Nate Brown (CB), Joel Filani (WR), Graham Harrell (OC/QB), Jeff Koonz (LB), Chuck Langston (OL), Tommy Mainord (IWR), Troy Reffett (DC/S), Marc Yellock (DL)



Rice

6 p.m. • Oct. 21 • CW 35/STAD FB
 Alamodome • San Antonio, Texas
 Series Record: Rice leads, 3-2
 Last Meeting: UTSA 14, Rice 13 (10/15/16)

Location _____ Houston, Texas
 Founded _____ 1912
 Enrollment _____ 6,623
 President _____ David W. Leebron
 Athletics Director _____ Joe Karlgard
 Nickname _____ Owls
 Colors _____ Blue and Gray
 Affiliation _____ NCAA Division I - FBS
 Conference _____ Conference USA
 Stadium (Capacity) _____ Rice Stadium (47,000)
 Playing Surface _____ AstroTurf 3D60H
 Football SID _____ Chuck Pool
 Office Phone _____ (713) 348-5775
 Email _____ chuck.pool@rice.edu
 Website _____ riceowls.com
 2016 Overall Record _____ 3-9
 2016 Conference Record (Finish) _____ 2-6 (T-5th/West)
 Offensive Formation _____ Spread
 Defensive Formation _____ 3-4-4
 Letterwinners R/L _____ 54/22
 Starters R/L _____ 16/10
 Head Coach _____ David Bailiff
 Alma Mater (Year) _____ Texas State (1981)
 Career Record (Years) _____ 77-84 (13)
 Record At School (Years) _____ 56-69 (10)
 Assistant Coaches _____
 Wesley Beschorner (QB), Billy Lynch (OC/WR), Darrell Patterson (AHC/STC/LB), David Sloan (TE), Anthony Steward (RB), Brian Stewart (DC/CB), Scott Vestal (S), Ronnie Vinklarek (OL)

FIU

6 p.m. (CT) • Nov. 4 • STADIUM
 Riccardo Silva Stadium • Miami, Fla.
 Series Record: UTSA leads, 1-0
 Last Meeting: UTSA 16, FIU 13 (10/11/14)

Location _____ Miami, Fla.
 Founded _____ 1972
 Enrollment _____ 54,000
 President _____ Mark B. Rosenberg
 Athletics Director _____ Pete Garcia
 Nickname _____ Panthers
 Colors _____ Blue and Gold
 Affiliation _____ NCAA Division I - FBS
 Conference _____ Conference USA
 Stadium (Capacity) _____ Riccardo Silva Stadium (20,000)
 Playing Surface _____ Field Turf
 Football SID _____ Paul Dodson
 Office Phone _____ (305) 348-3164
 Email _____ pdodson@fiu.edu
 Website _____ fiusports.com
 2016 Overall Record _____ 4-8
 2016 Conference Record (Finish) _____ 4-4 (4th/East)
 Offensive Formation _____ Pro Style
 Defensive Formation _____ Multiple 4-3
 Letterwinners R/L _____ 57/17
 Starters R/L _____ 18/8
 Head Coach _____ Butch Davis
 Alma Mater (Year) _____ University of Arkansas (1974)
 Career Record (Years) _____ 79-43 (10)
 Record At School (Years) _____ First Season
 Assistant Coaches _____
 Jeff Copp (DB), Brent Guy (DC/LB), Tim Harris Jr. (RB), Aubrey Hill (WR), Kenny Holmes (DL), Jedidiah Keime (FO), Allen Mogridge (AHC/OL), Rich Skrosky (OC/QB), Eric Thatcher (DB), James Vollono (STC)

Marshall

6 p.m. • Nov. 18 • CW 35/STAD FB
 Alamodome • San Antonio, Texas
 Series Record: Marshall leads, 1-0
 Last Meeting: Marshall 34, UTSA 10 (10/5/13)

Location _____ Huntington, W.Va
 Founded _____ 1837
 Enrollment _____ 14,000
 President _____ Dr. Jerome Gilbert
 Athletics Director _____ Mike Hamrick
 Nickname _____ Thundering Herd
 Colors _____ Green and White
 Affiliation _____ NCAA Division I - FBS
 Conference _____ Conference USA
 Stadium (Capacity) _____ Joan C. Edwards Stadium (38,227)
 Playing Surface _____ Field Turf
 Football SID _____ Jason Corriher
 Office Phone _____ (304) 696-4660
 Email _____ corriher@marshall.edu
 Website _____ herdzone.com
 2016 Overall Record _____ 3-9
 2016 Conference Record (Finish) _____ 2-6 (7th/East)
 Offensive Formation _____ Multiple
 Defensive Formation _____ Multiple
 Letterwinners R/L _____ 52/20
 Starters R/L _____ 12/14
 Head Coach _____ Doc Holliday
 Alma Mater (Year) _____ West Virginia (1979)
 Career Record (Years) _____ 53-37 (7)
 Record At School (Years) _____ Same
 Assistant Coaches _____
 Dallas Baker (WR), Cornell Brown (DE), Dave Dunn (RC/DA), Adam Fuller (Ass. HC/LB/STC), Mark Gale (FOP), Todd Goebbel (co-OC/QB), Chuck Heater (DC/S), Bill Legg (OC/TE), Alex Mirabel (OL), Pepe Pearson (RB), J.C. Price (DT)

UTEP

7 p.m. (CT) • Oct. 28 • CW 35
 Sun Bowl • El Paso, Texas
 Series Record: Tied, 2-2
 Last Meeting: UTEP 52, UTSA 49 SOT (10/22/16)

Location _____ El Paso, Texas
 Founded _____ 1914
 Enrollment _____ 23,400
 President _____ Dr. Diana Natalicio
 Athletics Director _____ Bob Stull
 Nickname _____ Miners
 Colors _____ Dark Blue, Orange, Silver Accent
 Affiliation _____ NCAA Division I - FBS
 Conference _____ Conference USA
 Stadium (Capacity) _____ Sun Bowl (51,500)
 Playing Surface _____ Field Turf Classic HD CoolPlay
 Football SID _____ Denise Mata
 Office Phone _____ (915) 747-6653
 Email _____ mdmata@utep.edu
 Website _____ utepathletics.com
 2016 Overall Record _____ 4-8
 2016 Conference Record (Finish) _____ 2-6 (T-5th/West)
 Offensive Formation _____ Pro-Style
 Defensive Formation _____ 3-4
 Letterwinners R/L _____ 44/26
 Starters R/L _____ 14/13
 Head Coach _____ Sean Kugler
 Alma Mater (Year) _____ UTEP (1989)
 Career Record (Years) _____ 18-31 (5)
 Record At School (Years) _____ 18-31 (5)
 Assistant Coaches _____
 Derrius Bell (CB), Andrew Browning (DL), Cornell Jackson (RB), Spencer Leftwich (AHC/OL), Tom Mason (DC/LB), Brian Natkin (TE/STC), Brent Pease (OC/QB), Chuck Veliz (WR), Don Yanowsky (ST/RC/S)

UAB

6 p.m. • Nov. 11 • KCWX-TV
 Alamodome • San Antonio, Texas
 Series Record: UTSA leads, 1-0
 Last Meeting: UTSA 52, UAB 31 (10/26/13)

Location _____ Birmingham, Ala.
 Founded _____ 1969
 Enrollment _____ 19,535
 President _____ Dr. Ray L. Watts
 Athletics Director _____ Mark Ingram
 Nickname _____ Blazers
 Colors _____ Forest Green and Old Gold
 Affiliation _____ NCAA Division I - FBS
 Conference _____ Conference USA
 Stadium (Capacity) _____ Legion Field (72,000)
 Playing Surface _____ Sure Turf
 Football SID _____ Ted Feeley
 Office Phone _____ (205) 934-0722
 Email _____ tfeeley@uab.com
 Website _____ uabsports.com
 2016 Overall Record _____ did not play
 2016 Conference Record (Finish) _____ did not play
 Offensive Formation _____ Multiple
 Defensive Formation _____ 4-3
 Letterwinners R/L _____ did not play
 Starters R/L _____ did not play
 Head Coach _____ Bill Clark
 Alma Mater (Year) _____ Jacksonville State (1990)
 Career Record (Years) _____ 17-10 (2)
 Record At School (Years) _____ 6-6 (1)
 Assistant Coaches _____
 Hindley Brigham (RB), Trey Clark, Les Koenning (OC/QB), David Reeves (DC), Blake Shrader (CB), Larry Smith, Kyle Tatum (DL), Larry Williams, Casey Woods (IWR/TE)

Louisiana Tech

TBA • Nov. 25 • ESPN Networks
 Joe Aillet Stadium • Ruston, La.
 Series Record: La Tech leads, 4-1
 Last Meeting: LA Tech 63, UTSA 35 (11/12/16)

Location _____ Ruston, La.
 Founded _____ 1894
 Enrollment _____ 12,694
 President _____ Dr. Les Guice
 Athletics Director _____ Tommy McClelland
 Nickname _____ Bulldogs
 Colors _____ Blue and Red
 Affiliation _____ NCAA Division I - FBS
 Conference _____ Conference USA
 Stadium (Capacity) _____ Joe Aillet Stadium (28,019)
 Playing Surface _____ Field Turf
 Football SID _____ Anna Claire Thomas
 Office Phone _____ (313) 257-5314
 Email _____ acthomas@latech.edu
 Website _____ latechsports.com
 2016 Overall Record _____ 9-5
 2016 Conference Record (Finish) _____ 6-2 (1st/West)
 Offensive Formation _____ Multiple
 Defensive Formation _____ Multiple
 Letterwinners R/L _____ 42/21
 Starters R/L _____ 10/11
 Head Coach _____ Skip Holtz
 Alma Mater (Year) _____ Notre Dame (1986)
 Career Record (Years) _____ 119-93 (17)
 Record At School (Years) _____ 31-22 (4)
 Assistant Coaches _____
 Blake Baker (DC/S), Tony Ball (TB), Kevin Curtis (CB), Todd Fitch (OC/WRs), Lanier Goethie (LB), Robert McFarland (OL), Rick Petri (DL), Tim Rattay (QB), Joe Sloan (IR)



CONFERENCE USA

5201 North O'Connor Boulevard, Suite 300
Irving, Texas 75039
(214) 774-1300
w: conferenceusa.com

Conference USA begins its 23rd year in 2017-18 as it continues to compete and promote the success of its student-athletes. The league has adapted to the ever-changing landscape of collegiate athletics over its first two-plus decades, but the commitment to excellence, integrity, leadership and its student athletes in competition, academics and community is unwavering.

Conference USA enjoys a far-reaching fan base with its 14 members: Charlotte, FIU, Florida Atlantic, Louisiana Tech, Marshall, Middle Tennessee, North Texas, Old Dominion, Rice, Southern Miss, UAB, UTEP, UTSA and WKU.

Debuting in 1995, Conference USA teams have combined for 100 bowl appearances in football, 106 NCAA Tournament appearances in basketball, including three Final Fours, 69 NCAA baseball appearances including six College World Series berths, 89 NCAA soccer tournament appearances including four trips to the College Cup, and 39 individual national champions in track and field and cross country.

Success is not limited to athletic achievement, however, as 220 Conference USA student-athletes have garnered Academic All-America honors, 749 have achieved academic all-district laurels and thousands of student-athletes have earned a college degree.

Conference USA sponsors competition in 19 sports – nine for men (baseball, basketball, cross country, football, golf, soccer, tennis, and indoor and outdoor track and field) and 10 for women (basketball, cross country, golf, soccer, softball, swimming and diving, tennis, indoor and outdoor track and field, and volleyball).

The league promotes the scholar-athlete ideal, honoring outstanding academic achievement with numerous conference-sponsored awards, including the Commissioner's Honor Roll and the Commissioner's Academic Medal as well as sport-specific All-Academic teams.

C-USA annually awards postgraduate scholarships, along with the Sport Academic Awards, Scholar-Athletes of the Year and the Institutional Academic Excellence Award. Additionally, Conference USA presents a Spirit of Service Award three times each year, recognizing student-athletes who excel on the field, in the classroom and give back to the community through significant service efforts and participation.

SUCCESS ON THE PLAYING FIELD

Conference USA performers have achieved great success in competition, placing the league among the top conferences in the nation.

Football

- 100 teams have earned bowl bids
- Eligible for the College Football Playoff
- Conference USA has nine bowl affiliations through the 2019 season, securing a minimum of five berths annually. Conference USA has primary bowl tie-ins with the Bahamas Bowl, Boca Raton Bowl, Gildan New Mexico Bowl, Hawai'i Bowl, R+L Carriers New Orleans Bowl, St. Petersburg Bowl and Zaxby's Heart of Dallas Bowl, along with secondary arrangements with the Camping World Independence Bowl and the Lockheed Martin Armed Forces Bowl.



Men's Basketball

- 126 postseason teams (54 NCAA, 48 NIT, 12 CBI, 10 CIT, 2 LV16)
- One National Championship title game appearance
- Three Final Four teams
- Seven Elite Eight NCAA Tournament teams
- One NIT Champion and five NIT semifinalists
- Inaugural CBI Champion
- One CIT Champion
- Inaugural Las Vegas 16 Champion

Women's Basketball

- 52 NCAA Tournament appearances
- 59 WNIT appearances
- One Sweet 16 NCAA Tournament team
- Three WNIT semifinalists
- Two WBI Champions

Baseball

- 69 NCAA appearances
- Six College World Series appearances (2009, 2008, 2007, 2006, 2005 and 2001)
- 14 Super Regional appearances
- Has produced at least four NCAA teams in 10 of the past 16 seasons

In addition to the numerous NCAA Tournament berths, C-USA has sent four men's soccer teams to the NCAA College Cup, three softball teams to the Women's College World Series and three volleyball teams to the NCAA Sweet 16. The league has also had 39 national champions in NCAA track and field competition, one national champion in diving, and numerous NCAA individual and team competitors in cross country, golf, swimming, tennis, and track and field. Overall, Conference USA teams and individuals have made more than 2,000 NCAA appearances.

SUCCESS OFF THE FIELD

C-USA institutions are among the nation's best in academic performance of student-athletes, bolstered by the fact that student-athletes at league schools have a higher graduation rate than the general student population. Among C-USA's 5,000 student-athletes, there are champions off the playing field as well. In 22 years, more than 33,000 student-athletes have been named to the Commissioner's Honor Roll or received the Commissioner's Academic Medal, indicative of outstanding achievement in the classroom.

C-USA ON TV

C-USA enjoys significant television exposure through partnerships with ESPN, CBS Sports Network, Stadium and beIN SPORTS. The multi-tiered selection process that is rooted in partnering with all four networks provides extensive national exposure for football, men's and women's basketball, and all other conference sports.

C-USA membership include institutions within eight of the Top 40 media markets and four in the Top 25 according to Nielsen. C-USA home markets this year will include more than 13 million TV households, a 30 percent increase from four years ago.

CUSA.TV

CUSA.TV officially launched in the Summer of 2016 making all non-televised team sports available as part of a subscription package. The site offers all events in one location so fans can watch home and away matchups of their favorite team or season long events from their favorite sport. The site showcases weekly feature stories as well as postgame interviews, players of the week highlights and other exciting content.

C-USA IN THE COMMUNITY

The conference's current footprint is concentrated with 14 members in 10 states and a combined area population of more than 30 million. With a commitment to community involvement, the conference developed several initiatives to maintain strong ties in C-USA cities, as well as with fans and alumni across the country. C-USA schools also place a priority on giving back to their communities through volunteer service with local and national organizations. Individually, student-athletes are recognized each season through the Spirit of Service award.

GOVERNANCE

Conference USA has significant representation in the NCAA governance structure. The presidents of the member institutions serve as the league's Board of Directors.

A PROUD HISTORY

Conference USA was formed in 1995 and quickly emerged as one of the nation's top conferences. The conference unveiled its name, logo and commissioner April 24, 1995, in Chicago. The league's charter members were Charlotte, Cincinnati, DePaul, Houston, Louisville, Marquette, Memphis, Saint Louis, Southern Miss, Tulane, UAB and USF. Eleven of the institutions began athletic participation in 1995, while Houston joined competition in the fall of 1996.

The league's headquarters were established in Chicago and, after nine years, relocated to the current office in Irving, Texas. Britton Banowsky was named Commissioner in October 2002, succeeding Mike Slive, the league's first Commissioner. In October 2015, Judy MacLeod became the league's third Commissioner.

C-USA added East Carolina (September, 1996) and the United States Military Academy (March, 1997) as football members. ECU began league competition in 1997; Army in 1998 and UAB began football play in 1999. The league brought in TCU and ECU (1999) for all sports and they began competition in 2001. USF started C-USA football in 2003. Marshall, Rice, SMU, Tulsa, UCF and UTEP became full-time Conference USA members for all sports in 2005.

In 2013, charter member Charlotte returned to C-USA and was joined by new members FIU, Florida Atlantic, Louisiana Tech, Middle Tennessee, North Texas, Old Dominion and UTSA. WKU joined the league on July 1, 2014.





« 2017 CONFERENCE USA COMPOSITE SCHEDULE »

SATURDAY, AUG. 26

Stanford vs. Rice (Sydney, Australia)

THURSDAY, AUG. 31

FIU at UCF

FRIDAY, SEPT. 1

Charlotte at Eastern Michigan
Navy at Florida Atlantic

SATURDAY, SEPT. 2

Northwestern State at Louisiana Tech
Miami (Ohio) at Marshall
Vanderbilt at Middle Tennessee
Lamar at North Texas
Albany at Old Dominion
Kentucky at Southern Miss
Alabama A&M at UAB
UTEP at Oklahoma
Houston at UTSA
Eastern Kentucky at WKU

SATURDAY, SEPT. 9

Charlotte at Kansas State
Alcorn State at FIU
Florida Atlantic at Wisconsin
Mississippi State at Louisiana Tech
Marshall at NC State
Middle Tennessee at Syracuse
North Texas at SMU
Old Dominion at Massachusetts
Rice at UTEP
Southern at Southern Miss
UAB at Ball State
UTSA at Baylor
WKU at Illinois

FRIDAY, SEPT. 15

Arizona at UTEP

SATURDAY, SEPT. 16

North Carolina A&T at Charlotte
FIU at Indiana
Bethune-Cookman at Florida Atlantic
Louisiana Tech at WKU
Kent State at Marshall
Middle Tennessee at Minnesota
North Texas at Iowa
North Carolina at Old Dominion
Rice at Houston
Southern Miss at Louisiana-Monroe
Coastal Carolina at UAB
Southern at UTSA

SATURDAY, SEPT. 23

Georgia State at Charlotte
FIU at Rice
Florida Atlantic at Buffalo
Louisiana Tech at South Carolina
Bowling Green at Middle Tennessee
UAB at North Texas
Old Dominion at Virginia Tech
UTEP at New Mexico State
UTSA at Texas State
Ball State at WKU

SATURDAY, SEPT. 30

Charlotte at FIU
Middle Tennessee at Florida Atlantic
South Alabama at Louisiana Tech
Marshall at Cincinnati
North Texas at Southern Miss
Rice at Pittsburgh
UTEP at Army

SATURDAY, OCT. 7

Marshall at Charlotte
FIU at Middle Tennessee
Florida Atlantic at Old Dominion
Louisiana Tech at UAB
Army at Rice
Southern Miss at UTSA
WKU at UTEP

SATURDAY, OCT. 14

Charlotte at WKU
Tulane at FIU
Old Dominion at Marshall
Middle Tennessee at UAB
UTSA at North Texas
UTEP at Southern Miss

FRIDAY, OCT. 20

Marshall at Middle Tennessee
WKU at Old Dominion

SATURDAY, OCT. 21

UAB at Charlotte
North Texas at Florida Atlantic
Southern Miss at Louisiana Tech
Rice at UTSA

SATURDAY, OCT. 28

FIU at Marshall
Florida Atlantic at WKU
Louisiana Tech at Rice
Old Dominion at North Texas

UAB at Southern Miss
UTSA at UTEP

FRIDAY, NOV. 3

Marshall at Florida Atlantic

SATURDAY, NOV. 4

Charlotte at Old Dominion
UTSA at FIU
North Texas at Louisiana Tech
UTEP at Middle Tennessee
Rice at UAB
Southern Miss at Tennessee
WKU at Vanderbilt

SATURDAY, NOV. 11

Middle Tennessee at Charlotte
Old Dominion at FIU
Florida Atlantic at Louisiana Tech
WKU at Marshall
UTEP at North Texas
Southern Miss at Rice
UAB at UTSA

FRIDAY, NOV. 17

Middle Tennessee at WKU

SATURDAY, NOV. 18

Charlotte at Southern Miss
FIU at Florida Atlantic
Louisiana Tech at UTEP
Marshall at UTSA
Army at North Texas
Rice at Old Dominion
UAB at Florida

FRIDAY, NOV. 24

WKU at FIU

SATURDAY, NOV. 25

Florida Atlantic at Charlotte
UTSA at Louisiana Tech
Southern Miss at Marshall
Old Dominion at Middle Tennessee
North Texas at Rice
UTEP at UAB

SATURDAY, DEC. 2

C-USA Championship Game

All games and dates subject to change



Conference USA will host its 13th football championship game in 2017.

The event is slated for Saturday, December 2, and will be televised by ESPN or ESPN 2. The team with the highest league winning percentage will serve as host site for the game.

The title game will feature champions from the East and West divisions of the league. Seven different schools have hosted the first 12 championship games.

WKU became just the second team in league history to win back-to-back Conference USA Football Championship Games last season, defeating Louisiana Tech, 58-44, in the highest scoring conference championship game in FBS history. In 2015, WKU became the first league school to go undefeated in C-USA play and then win the Championship Game, defeating Southern Miss, 45-28. Marshall took its first C-USA title in 2014 with a triumph over Louisiana Tech in Huntington, W. Va. In 2013, Rice won its first C-USA Football title with a victory over Marshall at Rice Stadium. Southern Miss won the 2011 C-USA Championship, when the nationally-ranked Golden Eagles defeated previously undefeated Houston on the Cougars home field. Former members East Carolina, Tulsa and UCF each won two championship games, while Houston claimed one crown.

Year	Champion (C-USA Record)
2016	WKU (7-1)
2015	WKU (8-0)
2014	Marshall (7-1)
2013	Rice (7-1)
2012	Tulsa (7-1)
2011	Southern Miss (7-1)
2010	UCF (7-1)
2009	East Carolina (6-2)
2008	East Carolina (6-2)
2007	UCF (7-1)
2006	Houston (7-1)
2005	Tulsa (6-2)
2004	Louisville (8-0)
2003	Southern Miss (8-0)
2002	TCU (6-2), Cincinnati (6-2)
2001	Louisville (6-1)
2000	Louisville (6-1)
1999	Southern Miss (6-0)
1998	Tulane (6-0)
1997	Southern Miss (6-0)
1996	Houston (4-1), Southern Miss (4-1)

2017 Conference USA Championship Game

Date: Saturday, Dec. 2

Time: TBA

TV: ESPN -or- ESPN2

CONFERENCE USA DIVISIONS

West

- Louisiana Tech
- North Texas
- Rice
- Southern Miss
- UAB
- UTEP
- UTSA

East

- Charlotte
- FIU
- Florida Atlantic
- Marshall
- Middle Tennessee
- Old Dominion
- WKU

Conference USA Tiebreaker

Home field for the C-USA Championship Game will be awarded to the team that posts the highest regular season winning percentage against conference opposition. The first tiebreaker is the winner of a head-to-head match-up. Additional tie-breakers are in place if the teams did not meet.

Media Credentials

Members of the media that wish to cover the C-USA Championship game will be required to request credentials through the league's online credential application system available at conferenceusa.com/Media Center.

Details about the C-USA Championship Game will be available throughout the season on conferenceusa.com. For additional information, please contact C-USA Media Relations at 214/774-1300.

Conference USA Stadiums

- Charlotte _____ Jerry Richardson Stadium (16,000)
- FIU _____ Alfonso Field at FIU Stadium (20,000)
- Florida Atlantic ____ FAU Stadium (29,419)
- Louisiana Tech ____ Joe Aillet Stadium (28,019)
- Marshall _____ Joan C. Edwards Stadium (38,019)
- Middle Tennessee __ Johnny "Red" Floyd Stadium (30,788)
- North Texas _____ Apogee Stadium (30,850)
- Old Dominion ____ Foreman Field at S.B. Ballard Stadium (20,068)
- Rice _____ Rice Stadium (47,000)
- Southern Miss ____ M.M. Roberts Stadium (36,000)
- UAB _____ Legion Field (72,000)
- UTEP _____ Sun Bowl (51,500)
- UTSA _____ Alamodome (36,582)
- WKU _____ Houchens Industries/L.T. Smith Stadium (22,113)



« 2017 CONFERENCE USA BOWL SYNOPSIS »

C-USA BOWL OVERVIEW 2017-19

Conference USA will have nine bowl affiliations through the 2019 season, securing a minimum of five berths annually and offering fans a number of great destinations across America and beyond.

Conference USA has agreements with two bowls in the state of Florida: the Boca Raton Bowl and the St. Petersburg Bowl, along with an agreement with the Bahamas Bowl near the coast of the Sunshine State. C-USA maintains longtime relationships with the Zaxby's Heart of Dallas Bowl and the R+L Carriers New Orleans Bowl in the central region as well as the Gildan New Mexico Bowl in the southwest and the Hawaii Bowl in the far West.

Conference USA has secondary agreements with two bowls also located right within the league's footprint, giving teams the opportunities to participate in the Lockheed Martin Armed Forces Bowl in Fort Worth, Texas and the Independence Bowl in Shreveport, La.

In these bowls, Conference USA will have the opportunity to face opponents from the American Athletic, Big 12, Big Ten, Mid-American, Mountain West and Sun Belt Conferences.

C-USA BOWL 2017 SYNOPSIS

Conference USA has secured guaranteed commitments with six bowl partners for the 2017 season, as well as one secondary agreement: Bahamas, Boca Raton, Gildan New Mexico, R+L Carriers New Orleans, St. Petersburg and Zaxby's Heart of Dallas Bowls are primary agreements. The Camping World Independence Bowl in Shreveport, La., is a secondary agreement, should the ACC or SEC not be able to provide a bowl-eligible team. There is no set selection order among C-USA's bowl partners.

As a member of the College Football Playoff, Conference USA will be a part of one of the CFP bowls if it produces the highest rated champion from among the American Athletic, C-USA, Mid-American, Mountain West and Sun Belt Conferences.

2017 BOWL AGREEMENTS:

R+L Carriers New Orleans Bowl

Date: Dec. 16 (New Orleans, La.)

Opponent: Sun Belt selection

Gildan New Mexico Bowl

Date: Dec. 16 (Albuquerque, N.M.)

Opponent: Mountain West selection

Boca Raton Bowl

Date: Dec. 19 (Boca Raton, Fla.)

Opponent: American selection

St. Petersburg Bowl

Date: Dec. 21 (St. Petersburg, Fla.)

Opponent: American selection

Bahamas Bowl

Date: Dec. 22 (Nassau, Bahamas)

Opponent: Mid-American selection

Zaxby's Heart of Dallas Bowl

Date: Dec. 26 (Dallas, Texas)

Opponent: Big 12 selection

Independence Bowl (secondary)

Date: Dec. 27 (Shreveport, La.)

Opponent: ACC or SEC selection

COLLEGE FOOTBALL PLAYOFF

The Playoff

During the 2014-15 season, college football entered a new era when postseason playoffs began. The format is simple: top four teams, two semifinals played in bowl games, and a national championship game played in a different city each year. Each semifinal will be played during the New Year's holiday with the national championship game in prime time on a Monday night at least a week later.

The Selection Committee

A selection committee will choose the four teams for the playoff based on their performance during the regular season, including, strength of schedule, head-to-head results, championships won, and other factors. The teams will be seeded so that No. 1 will play No. 4 in one semifinal and No. 2 will meet No. 3 in the other, with the winners advancing to the national championship game.

The Rotation

The semifinals will rotate among six different bowls, extending the experience to more fans. In the years when the bowls are not hosting semifinals, the bowls will feature eight other teams in four compelling matchups.

For the 2017-18 season, the Goodyear Cotton Bowl (Dec. 29), Capital One Orange (Dec. 30), Playstation Fiesta Bowl (Dec. 30) and Chick-fil-A Peach Bowl (Dec. 31), will host its regular bowl games, while the Rose Bowl presented by Northwestern Mutual (Jan. 1) and Allstate Sugar Bowl (Jan. 1), will host semifinals. The College Football Championship will be held on Monday, Jan. 8 in Atlanta, Ga.

C-USA and the College Football Playoff

As a member of the College Football Playoff, Conference USA will be a part of one of the College Football Playoff bowls if it has the highest rated champion from among the American Athletic, C-USA, Mid-American, Mountain West and Sun Belt Conferences.



**COLLEGE FOOTBALL
PLAYOFF**

« 2017 BOWL SCHEDULE »




Date	Bowl	Matchup	Location	Time	Network
Dec. 16	AFR Celebration Bowl	MEAC vs. SWAC	Atlanta, Ga.	11 a.m.	ABC
Dec. 16	R+L Carriers New Orleans Bowl	C-USA vs. Sun Belt	New Orleans, La.	12 p.m.	ESPN
Dec. 16	AutoNation Cure Bowl	American vs. Sun Belt	Orlando, Fla.	1:30 p.m.	CBSN
Dec. 16	Las Vegas Bowl	MWC vs. Pac-12	Las Vegas, Nev.	2:30 p.m.	ABC
Dec. 16	Gildan New Mexico Bowl	C-USA vs. MWC	Albuquerque, N.M.	3:30 p.m.	ESPN
Dec. 16	Raycom Media Camellia Bowl	MAC vs. Sun Belt	Montgomery, Ala.	7 p.m.	ESPN
Dec. 19	Boca Raton Bowl	C-USA vs. American	Boca Raton, Fla.	6 p.m.	ESPN
Dec. 20	Frisco Bowl	American vs. At-Large	Frisco, Texas	7 p.m.	ESPN
Dec. 21	Bad Boy Mowers Gasparilla Bowl	C-USA vs. American	St. Petersburg, Fla.	7 p.m.	ESPN
Dec. 22	Bahamas Bowl	C-USA vs. MAC	Nassau, Bahamas	11:30 a.m.	ESPN
Dec. 22	Famous Idaho Potato Bowl	MAC vs. MWC	Boise, Idaho	3 p.m.	ESPN
Dec. 23	Birmingham Bowl	SEC vs. American	Birmingham, Ala.	11 a.m.	ESPN
Dec. 23	Lockheed Martin Armed Forces Bowl	Army vs. Big Ten	Fort Worth, Texas	2:30 p.m.	ESPN
Dec. 23	Dollar General Bowl	MAC vs. Sun Belt	Mobile, Ala.	6 p.m.	ESPN
Dec. 24	Hawai'i Bowl	American vs. MWC	Honolulu, Hawai'i	7:30 p.m.	ESPN
Dec. 26	Zaxby's Heart of Dallas Bowl	C-USA vs. Big 12	Dallas, Texas	12:30 p.m.	ESPN
Dec. 26	Quick Lane Bowl	Big Ten vs. ACC/Notre Dame	Detroit, Mich.	4:15 p.m.	ESPN
Dec. 26	Cactus Bowl	Pac 12 vs. Big 12	Phoenix, Ariz.	8 p.m.	ESPN
Dec. 27	Independence Bowl	SEC or ACC vs. C-USA (secondary)	Shreveport, La.	12:30 p.m.	ESPN
Dec. 27	New Era Pinstripe Bowl	Big Ten vs. ACC/Notre Dame	New York, N.Y.	4:15 p.m.	ESPN
Dec. 27	Foster Farms Bowl	Pac-12 vs. Big Ten	Santa Clara, Calif.	7:30 p.m.	FOX
Dec. 27	AdvoCare V100 Texas Bowl	Big 12 vs. SEC	Houston, Texas	8 p.m.	ESPN
Dec. 28	Military Bowl	ACC/Notre Dame vs. American	Annapolis, Md.	12:30 p.m.	ESPN
Dec. 28	Camping World Bowl	Big 12 vs. ACC/Notre Dame	Orlando, Florida	4:15 p.m.	ESPN
Dec. 28	Valero Alamo Bowl	Big 12 vs. Pac-12	San Antonio, Texas	8 p.m.	ESPN
Dec. 28	SDCCU Holiday Bowl	Pac-12 vs. Big Ten	San Diego, Calif.	8 p.m.	FS1
Dec. 29	Belk Bowl	ACC/Notre Dame vs. SEC	Charlotte, N.C.	12 p.m.	ESPN
Dec. 29	Hyundai Sun Bowl	Pac-12 vs. ACC/Notre Dame	El Paso, Texas	2 p.m.	CBS
Dec. 29	Franklin Amer. Mort. Music City Bowl	SEC vs. ACC/ND/Big Ten	Nashville, Tenn.	3:30 p.m.	ESPN
Dec. 29	Goodyear Cotton Bowl	At-Large vs. At-Large (New Year's Six)	Arlington, Texas	12 p.m.	ESPN
Dec. 30	Taxslayer Bowl	Big Ten/ACC/ND vs. SEC	Jacksonville, Fla.	11 a.m.	ESPN
Dec. 30	AutoZone Liberty Bowl	SEC vs. Big 12	Memphis, Tenn.	11:30 a.m.	ESPN
Dec. 30	PlayStation Fiesta Bowl	At-Large vs. At-Large (New Year's Six)	Glendale, Ariz.	3 p.m.	ESPN
Dec. 30	NOVA Home Loans Arizona Bowl	MWC vs. Sun Belt	Tucson, Ariz.	4:30 p.m.	CBSN
Dec. 30	Capital One Orange Bowl	Big Ten/SEC/ND vs. ACC	Miami Gardens, Fla.	7 p.m.	ESPN
Jan. 1	Outback Bowl	Big Ten vs. SEC	Tampa, Fla.	12 p.m.	ESPN2
Jan. 1	Chick-fil-A Peach Bowl	At-Large vs. At-Large (New Year's Six)	Atlanta, Ga.	11:30 a.m.	ESPN
Jan. 1	Buffalo Wild Wings Citrus Bowl	ACC/Notre Dame vs. SEC	Orlando, Fla.	12 p.m.	ABC
Jan. 1	Rose Bowl Game presented by NW Mutual	Playoff Semifinal	Pasadena, Calif.	4 p.m.	ESPN
Jan. 1	Allstate Sugar Bowl	Playoff Semifinal	New Orleans, La.	7:45 p.m.	ESPN
Jan. 8	National Championship Game	Semifinal Winners	Atlanta, Ga.	7 p.m.	ESPN

~ all times Central and subject to change • Conference USA bowl tie-ins in **bold italics** ~

« 2017 CONFERENCE USA BOWL GAMES »



R+L Carriers New Orleans Bowl
 12 p.m. • Saturday, Dec. 16 • ESPN
 Mercedes-Benz Superdome (73,208) • New Orleans, La.
 Conference USA vs. Sun Belt Conference



Gildan New Mexico Bowl
 3:30 p.m. (CT) • Saturday, Dec. 16 • ESPN
 University Stadium (37,792) • Albuquerque, N.M.
 Conference USA vs. Mountain West Conference



Boca Raton Bowl
 6 p.m. (CT) • Tuesday, Dec. 19 • ESPN
 FAU Stadium (29,419) • Boca Raton, Fla.
 Conference USA vs. American Athletic Conference



Bad Boy Mowers Gasparilla Bowl
 7 p.m. (CT) • Thursday, Dec. 21 • ESPN
 Tropicana Field (28,453) • St. Petersburg, Fla.
 Conference USA vs. American Athletic Conference



Bahamas Bowl
 11:30 a.m. (CT) • Friday, Dec. 22 • ESPN
 Thomas A. Robinson National Stadium (15,000) • Nassau, Bahamas
 Conference USA vs. Mid-American Conference



Zaxby's Heart of Dallas Bowl
 12:30 p.m. • Tuesday, Dec. 26 • ESPN
 Cotton Bowl (92,100) • Dallas, Texas
 Conference USA vs. Big 12 Conference



Independence Bowl
 12:30 p.m. • Wednesday, Dec. 27 • ESPN2
 Independence Stadium (48,975) • Shreveport, La.
 ACC or SEC vs. Conference USA (secondary selection)



SEASON OUTLOOK



« 2017 UTSA NUMERICAL ROSTER »

#	Name	Pos.	Height	Weight	Yr.-Exp.	Hometown (High School/Previous School[s])
1	Devron Davis	CB	6-0	210	Sr.-1L	Stockton, Calif. (Franklin HS/Merced [Calif.] JC)
2	Austin Jupe	CB	6-1	200	Sr.-1L	San Antonio, Texas (East Central HS/Baylor)
3	Tariq Woolen	WR	6-5	205	Fr.-HS	Fort Worth, Texas (Arlington Heights HS)
4	Marquez McNair	WR	6-0	185	Sr.-1L	Magee, Miss. (Magee HS/Hinds [Miss.] CC)
5	Jalen Rhodes	RB	5-9	200	Jr.-2L	Rowlett, Texas (Rowlett HS)
6	Frank Harris	QB	6-0	180	Fr.-HS	Schertz, Texas (Clemens HS)
7	Kerry Thomas Jr.	WR	6-0	205	Sr.-3L	College Station, Texas (A&M Consolidated HS)
8	Samuel Barnes	CB	6-1	190	Fr.-HS	Richmond, Texas (George Ranch HS)
8	Liam Beard	QB	6-2	190	Fr.-RS	Round Rock, Texas (Round Rock HS)
9	Marcos Curry	LB	6-0	220	Sr.-3L	Round Rock, Texas (Stony Point HS)
10	Greg Campbell Jr.	WR	6-1	190	Jr.-SQ	Humble, Texas (Atascocita HS)
10	Tay'lor Perry	S	5-9	175	Fr.-HS	Crosby, Texas (Crosby HS)
11	Nate Gaines	S	6-2	220	Sr.-3L	Mesquite, Texas (Poteet HS)
12	Alin Edouard	QB	6-3	190	So.-TR	Hialeah, Fla. (Hialeah HS/Independence [Kan.] CC)
12	Andrew Martel	S	6-1	210	So.-1L	Richmond, Texas (Foster HS)
13	Brandon Garza	QB	5-10	200	Jr.-SQ	Harlingen, Texas (Harlingen HS/Houston)
13	Daniel Portillo	PK/P	5-11	175	Sr.-2L	Austin, Texas (Connally HS)
14	C.J. Levine	S	5-10	190	Jr.-2L	Port Arthur, Texas (Memorial HS)
14	Dalton Sturm	QB	6-2	205	Sr.-2L	Goliad, Texas (Goliad HS)
15	De'Marco Guidry	RB	6-1	210	Fr.-HS	La Marque, Texas (La Marque HS)
16	Kirk Johnson Jr.	WR	5-7	155	Fr.-RS	DeSoto, Texas (DeSoto HS)
17	Bryce Rivers	QB	6-2	220	Fr.-HS	San Antonio, Texas (Stevens HS)
17	Vance Vallair	CB	6-1	180	Fr.-HS	Beaumont, Texas (Central HS)
18	Peyton Hall	WR	5-11	180	Jr.-1L	San Antonio, Texas (Brandeis HS)
19	Blaze Moorhead	WR	5-11	170	So.-SQ	Fort Worth, Texas (All Saints HS)
20	Brett Winnegan	RB	5-9	190	Jr.-2L	Pearland, Texas (Dawson HS)
21	Brenndan Johnson	S	5-10	180	Fr.-RS	Waco, Texas (Midway HS/Naval Academy Prep)
21	Reggie Ross	WR	6-0	165	Fr.-HS	New Orleans, La. (West St. John HS)
22	Tyrell Clay	RB	5-9	210	Sr.-2L	Corpus Christi, Texas (Miller HS)
23	Jaylon Dukes	RB	5-6	155	Fr.-RS	San Antonio, Texas (Brandeis HS)
23	Darryl Godfrey	S	6-0	195	Jr.-2L	San Antonio, Texas (O'Connor HS)
24	N'Keal Bailey	S	6-0	185	Sr.-2L	Frisco, Texas (Princeton HS)
25	Carl Austin III	S	6-1	200	Jr.-2L	Austin, Texas (St. Stephen's Episcopal HS)
26	Grant Merka	DS	6-3	185	Jr.-TR	Elgin, Texas (Elgin HS/McNeese State)
27	Teddrick McGhee	CB	6-0	190	So.-1L	Memphis, Tenn. (East HS)
28	Javontavius Mosley	CB	6-0	165	Fr.-HS	Tyler, Texas (John Tyler HS)
29	Clayton Johnson	CB	5-11	175	So.-TR	Flower Mound, Texas (Flower Mound HS/Oklahoma State)
30	Stanley Dye Jr.	CB	5-9	175	Jr.-1L	Orange Park, Fla. (Ridgeview HS)
31	La'Kel Bass	LB	6-1	230	Sr.-1L	St. Louis, Mo. (Christian Brothers HS/New Mexico Military Institute/Hutchinson [Kan.] CC)
31	Orryn Nicholson	RB	6-1	230	Fr.-HS	Sugar Land, Texas (Austin HS)
32	Anthony Hickey	LB	6-0	225	Sr.-1L	San Juan Capistrano, Calif. (JSerra Catholic HS/Wagner/Saddleback [Calif.] JC)
32	Terence Shaw II	WR	5-9	175	Fr.-RS	Cypress, Texas (Cy Ranch HS)
33	B.J. Daniels	RB	6-2	205	Fr.-HS	Melbourne, Fla. (Palm Bay HS)
34	Halen Steward	RB	5-11	260	So.-1L	St. Augustine, Fla. (Menendez HS)
34	Alfred Wande	S	5-10	185	Jr.-TR	Rosenberg, Texas (George Ranch HS/Mary Hardin-Baylor)
35	Avery Jackson	CB	5-8	175	Fr.-RS	Austin, Texas (Johnson HS)
36	Isaiah Clay	S	5-7	195	Jr.-SQ	Corpus Christi, Texas (Carroll HS)
37	Carrington Kearney	CB	5-11	185	Fr.-RS	Pflugerville, Texas (Hendrickson HS)
38	Tyler Mahnke	WR	6-3	210	Fr.-HS	Round Rock, Texas (Round Rock HS)
38	Mitch Vickery	S	5-8	195	So.-SQ	San Antonio, Texas (Alamo Heights HS)
39	Yannis Routsas	P	6-3	205	Jr.-2L	Houston, Texas (Clear Brook HS)
40	Lawrence Jackson	DE	6-1	215	So.-TR	Waller, Texas (Memorial HS/Texas Lutheran)
41	Andrew Acosta	TE	6-2	210	Fr.-HS	Fort Stockton, Texas (Fort Stockton HS)
41	Joshua Booker-Brown	LB	6-2	220	Fr.-HS	Spring, Texas (Westfield HS)
42	Jared Sackett	PK/P	6-1	180	Fr.-HS	Fort Worth, Texas (Timber Creek HS)
43	Donovan Perkins	LB	6-0	220	Fr.-HS	Zachary, La. (Zachary HS)
44	Les Maruo	LB	6-0	225	Jr.-RS	Wichita, Kan. (Goddard HS/Hutchinson [Kan.] CC)

« 2017 UTSA NUMERICAL ROSTER »



#	Name	Pos.	Height	Weight	Yr.-Exp.	Hometown (High School/Previous School[s])
45	DeQuarius Henry	DE	6-4	235	Fr.-RS	Houston, Texas (Sharpstown HS)
46	Ronnie Benavidez	LB	5-10	200	Jr.-SQ	Edinburg, Texas (Vela HS/Presentation College)
46	Seth Damrow	TE	6-2	200	Sr.-SQ	San Antonio, Texas (O'Connor HS/Texas Lutheran)
47	Devin Rothrock	RB	6-1	250	So.-TR	Arvada, Colo. (West HS/Northern Colorado/Arizona Western JC)
48	Hunter Duplessis	PK/P	5-8	195	Fr.-RS	San Antonio, Texas (Cole HS)
48	Jack Giblin	TE	6-3	230	Fr.-RS	Port Neches, Texas (Port Neches-Groves HS)
49	Matt Bayliss	DS	6-6	235	Sr.-2L	Tulsa, Okla. (Holland Hall HS)
50	Michael Maldonado	DS	6-2	210	Fr.-HS	Somerset, Texas (Somerset HS)
52	Zachary Didomenico	LB	6-0	220	Fr.-HS	Schertz, Texas (Clemens HS)
52	Joseph Guerra	OL	6-1	290	Fr.-HS	McAllen, Texas (McAllen HS)
53	Jordan Wright	C/OG	6-3	305	Jr.-TR	Houston, Texas (North Shore HS/Trinity Valley [Texas] CC)
54	Kevin Strong Jr.	DT	6-4	295	Jr.-2L	Cleveland, Texas (Cleveland HS)
55	Matthew Alkois	OL	6-2	270	Fr.-HS	San Antonio, Texas (Churchill HS)
55	Josiah Tauaefa	LB	6-1	240	So.-1L	Corinth, Texas (Lake Dallas HS)
56	Jacob Vasquez	DE	6-1	225	Fr.-RS	San Antonio, Texas (MacArthur HS)
57	Victor Falcon	PK/P	5-10	205	Jr.-1L	Comfort, Texas (Comfort HS)
58	John McVea	OG	6-2	275	Jr.-HS	San Antonio, Texas (Brandeis HS)
58	Davontrae Walker	DE	5-11	240	Fr.-HS	San Antonio, Texas (St. Gerard HS)
59	Morris Joseph Jr.	DT	6-2	275	Fr.-HS	Orange, Texas (West Orange-Stark HS)
60	Juan Perez-Isidoro	C/OG	6-2	290	Sr.-3L	North Richland Hills, Texas (Birdville HS)
61	Kevin Davis	OG	6-3	290	Fr.-HS	Angleton, Texas (Angleton HS)
63	Jesse Rivas	OG	6-3	325	Fr.-RS	Austin, Texas (McNeil HS)
64	Josh Dunlop	OT	6-7	300	So.-TR	Zionsville, Ind. (Zionsville Community HS/Dodge City [Kan.] CC)
65	Stefan Beard	OG	6-3	310	Sr.-1L	Chicago, Ill. (Austin [Texas] Westlake HS/Navarro [Texas] JC)
66	Dominic Pastucci	OT	6-4	280	Fr.-HS	Pflugerville, Texas (Hendrickson HS)
67	Kyle McKinney	OG/C	6-4	305	Sr.-2L	Boerne, Texas (Champion HS)
68	Austin Pratt	OG/C	6-2	290	Sr.-2L	Sealy, Texas (Sealy HS/Blinn [Texas] JC)
70	Anastacio Carino	OT	6-7	275	Jr.-TR	Ennis, Texas (Ennis HS/Texas A&M-Commerce)
72	Nathan Spencer	DE	6-4	250	Fr.-HS	Corpus Christi, Texas (Flour Bluff HS)
72	Ricky Villarreal	C	6-1	305	Sr.-TR	Laredo, Texas (Alexander HS/Friends [Kan.] JC)
73	David Anzaldua	OG	6-5	330	Jr.-1L	Edinburg, Texas (North HS)
74	Reed Darragh	OG/T	6-4	290	Sr.-3L	Buda, Texas (Hays HS)
75	Bosah Osakwe	OT	6-4	310	So.-TR	Antioch, Calif. (Deer Valley HS/Contra Costa [Calif.] JC)
76	Alec Gonzales	OG/C	6-2	330	Jr.-RS	San Antonio, Texas (East Central HS)
77	Zach Pare	OG	6-5	295	Fr.-RS	Georgetown, Texas (East View HS)
78	Josh Oatis	OT	6-4	315	Fr.-RS	Gulfport, Miss. (West Harrison HS)
79	Jacob Graner	OT	6-4	310	Fr.-RS	Dripping Springs, Texas (Dripping Springs HS)
80	Josh Stewart	WR	6-4	210	Sr.-1L	College Station, Texas (A&M Consolidated HS/Midwestern State)
81	Shaq Williams	TE	6-4	255	Sr.-1L	Jackson, Miss. (Central HS/Southwest Mississippi JC)
82	Dannon Cavil	WR	6-4	225	Sr.-SQ	San Antonio, Texas (Madison HS/Oklahoma)
83	Chance McLeod	TE	6-3	230	Fr.-HS	Victoria, Texas (East HS)
84	Larry Stephens	WR	6-0	200	Jr.-2L	San Antonio, Texas (Brandeis HS)
85	Michael Goff	TE	6-2	225	Fr.-HS	San Antonio, Texas (Johnson HS)
86	Brady Jones	WR	5-10	185	Sr.-2L	George West, Texas (George West HS)
87	Robert Ursua	TE	6-3	240	Jr.-TR	Bakersfield, Calif. (Liberty HS/Palomar [Calif.] JC)
88	Dadrian Taylor	WR	5-10	165	Fr.-HS	Shiner, Texas (Shiner HS)
89	Matt Guidry	WR	5-8	175	So.-1L	League City, Texas (Clear Springs HS)
90	Eric Banks	DE	6-5	240	So.-1L	Memphis, Tenn. (East HS)
91	Jarrold Carter-McLin	DE	6-2	255	So.-1L	Carthage, Texas (Carthage HS)
92	King Newton	DT	6-1	280	So.-1L	Southlake, Texas (Carroll HS)
93	Marcus Davenport	DE	6-7	255	Sr.-3L	San Antonio, Texas (Stevens HS)
94	Solomon Wise	DE	6-4	230	So.-1L	Coppell, Texas (Coppell HS)
95	Jaylon Haynes	DE	6-2	290	Fr.-HS	Wharton, Texas (Wharton HS)
96	Franklin Uesi	DE	6-2	265	Sr.-1L	Pleasant Hill, Calif. (Pleasant Hill HS/Diablo Valley [Calif.] JC)
97	Robert Fuentes	DE	6-4	205	Fr.-HS	San Antonio, Texas (Southwest HS)
98	Jim Philistin	DE	6-2	270	So.-TR	Lake Worth, Fla. (Park Vista Community HS/Highland [Kan.] CC)
99	Baylen Baker	DT	6-4	285	So.-1L	Abilene, Texas (Wylie HS)

« 2017 UTSA ALPHABETICAL ROSTER »

Name	#	Pos.	Height	Weight	Yr.-Exp.	Hometown (High School/Previous School[s])
Acosta, Andrew	41	TE	6-2	210	Fr.-HS	Fort Stockton, Texas (Fort Stockton HS)
Alkonis, Matthew	55	OL	6-2	270	Fr.-HS	San Antonio, Texas (Churchill HS)
Anzaldua, David	73	OG	6-5	330	Jr.-1L	Edinburg, Texas (North HS)
Austin III, Carl	25	S	6-1	200	Jr.-2L	Austin, Texas (St. Stephen's Episcopal HS)
Bailey, N'Keal	24	S	6-0	185	Sr.-2L	Frisco, Texas (Princeton HS)
Baker, Baylen	99	DE	6-4	285	So.-1L	Abilene, Texas (Wylie HS)
Banks, Eric	90	DE	6-5	240	So.-1L	Memphis, Tenn. (East HS)
Barnes, Samuel	8	CB	6-1	190	Fr.-HS	Richmond, Texas (George Ranch HS)
Bass, La'Kel	31	LB	6-1	230	Sr.-1L	St. Louis, Mo. (Christian Brothers HS/New Mexico Military Institute/Hutchinson [Kan.] CC)
Bayliss, Matt	49	DS	6-6	235	Sr.-2L	Tulsa, Okla. (Holland Hall HS)
Beard, Liam	8	QB	6-2	190	Fr.-RS	Round Rock, Texas (Round Rock HS)
Beard, Stefan	65	OG	6-3	310	Sr.-1L	Chicago, Ill. (Austin [Texas] Westlake HS/Navarro [Texas] JC)
Benavidez, Ronnie	46	LB	5-10	200	Jr.-SQ	Edinburg, Texas (Vela HS/Presentation College)
Booker-Brown, Joshua	41	LB	6-2	220	Fr.-HS	Spring, Texas (Westfield HS)
Campbell Jr., Greg	10	WR	6-1	190	Jr.-SQ	Humble, Texas (Atascocita HS)
Carino, Anastacio	70	OT	6-7	275	Jr.-TR	Ennis, Texas (Ennis HS/Texas A&M-Commerce)
Carter-McLin, Jarrod	91	DT	6-2	255	So.-1L	Carthage, Texas (Carthage HS)
Cavil, Dannon	82	WR	6-4	225	Sr.-SQ	San Antonio, Texas (Madison HS/Oklahoma)
Clay, Isaiah	36	S	5-7	195	Jr.-SQ	Corpus Christi, Texas (Carroll HS)
Clay, Tyrell	22	RB	5-9	210	Sr.-2L	Corpus Christi, Texas (Miller HS)
Curry, Marcos	9	LB	6-0	220	Sr.-3L	Round Rock, Texas (Stony Point HS)
Damrow, Seth	46	TE	6-2	200	Sr.-SQ	San Antonio, Texas (O'Connor HS/Texas Lutheran)
Daniels, B.J.	33	RB	6-2	205	Fr.-HS	Melbourne, Fla. (Palm Bay HS)
Darragh, Reed	74	OT	6-4	290	Sr.-3L	Buda, Texas (Hays HS)
Davenport, Marcus	93	DE	6-7	255	Sr.-3L	San Antonio, Texas (Stevens HS)
Davis, Devron	1	CB	6-0	210	Sr.-1L	Stockton, Calif. (Franklin HS/Merced [Calif.] JC)
Davis, Kevin	61	OG	6-3	290	Fr.-HS	Angleton, Texas (Angleton HS)
Didomenico, Zachary	52	LB	6-0	220	Fr.-HS	Schertz, Texas (Clemens HS)
Dukes, Jaylon	23	RB	5-6	155	Fr.-RS	San Antonio, Texas (Brandeis HS)
Dunlop, Josh	64	OT	6-7	300	So.-TR	Zionsville, Ind. (Zionsville Community HS/Dodge City [Kan.] CC)
Duplessis, Hunter	48	PK/P	5-8	195	Fr.-RS	San Antonio, Texas (Cole HS)
Dye Jr., Stanley	30	CB	5-9	175	Jr.-1L	Orange Park, Fla. (Ridgeview HS)
Edouard, Alin	12	QB	6-3	190	So.-TR	Hialeah, Fla. (Hialeah HS/Independence [Kan.] CC)
Falcon, Victor	57	PK/P	5-10	205	Jr.-1L	Comfort, Texas (Comfort HS)
Fuentes, Robert	97	DE	6-4	205	Fr.-HS	San Antonio, Texas (Southwest HS)
Gaines, Nate	11	S	6-2	220	Sr.-3L	Mesquite, Texas (Poteet HS)
Garza, Brandon	13	QB	5-10	200	Jr.-SQ	Harlingen, Texas (Harlingen HS/Houston)
Giblin, Jack	48	TE	6-3	230	Fr.-RS	Port Neches, Texas (Port Neches-Groves HS)
Godfrey, Darryl	23	S	6-0	195	Jr.-2L	San Antonio, Texas (O'Connor HS)
Goff, Michael	85	TE	6-2	225	Fr.-HS	San Antonio, Texas (Johnson HS)
Gonzales, Alec	76	OG/C	6-2	330	Jr.-RS	San Antonio, Texas (East Central HS)
Graner, Jacob	79	OT	6-4	310	Fr.-RS	Dripping Springs, Texas (Dripping Springs HS)
Guerra, Joseph	52	OL	6-1	290	Fr.-HS	McAllen, Texas (McAllen HS)
Guidry, De'Marco	15	RB	6-1	210	Fr.-HS	La Marque, Texas (La Marque HS)
Guidry, Matt	89	WR	5-8	175	So.-1L	League City, Texas (Clear Springs HS)
Hall, Peyton	18	WR	5-11	180	Jr.-1L	San Antonio, Texas (Brandeis HS)
Harris, Frank	6	QB	6-0	180	Fr.-HS	Schertz, Texas (Clemens HS)
Haynes, Jaylon	95	DE	6-2	290	Fr.-HS	Wharton, Texas (Wharton HS)
Henry, DeQuarius	45	DE	6-4	235	Fr.-RS	Houston, Texas (Sharpstown HS)
Hickey, Anthony	32	LB	6-0	225	Sr.-1L	San Juan Capistrano, Calif. (JSerra Catholic HS/Wagner/Saddleback [Calif.] JC)
Jackson, Avery	35	CB	5-8	175	Fr.-RS	Austin, Texas (Johnson HS)
Jackson, Lawrence	40	DE	6-1	215	So.-TR	Waller, Texas (Memorial HS/Texas Lutheran)
Johnson, Brenndan	21	S	5-10	180	Fr.-RS	Waco, Texas (Midway HS/Naval Academy Prep)
Johnson, Clayton	29	CB	5-11	175	So.-TR	Flower Mound, Texas (Flower Mound HS/Oklahoma State)
Johnson Jr., Kirk	16	WR	5-7	155	Fr.-RS	DeSoto, Texas (DeSoto HS)
Jones, Brady	86	WR	5-10	185	Sr.-2L	George West, Texas (George West HS)
Joseph Jr., Morris	59	DT	6-2	275	Fr.-HS	Orange, Texas (West Orange-Stark HS)

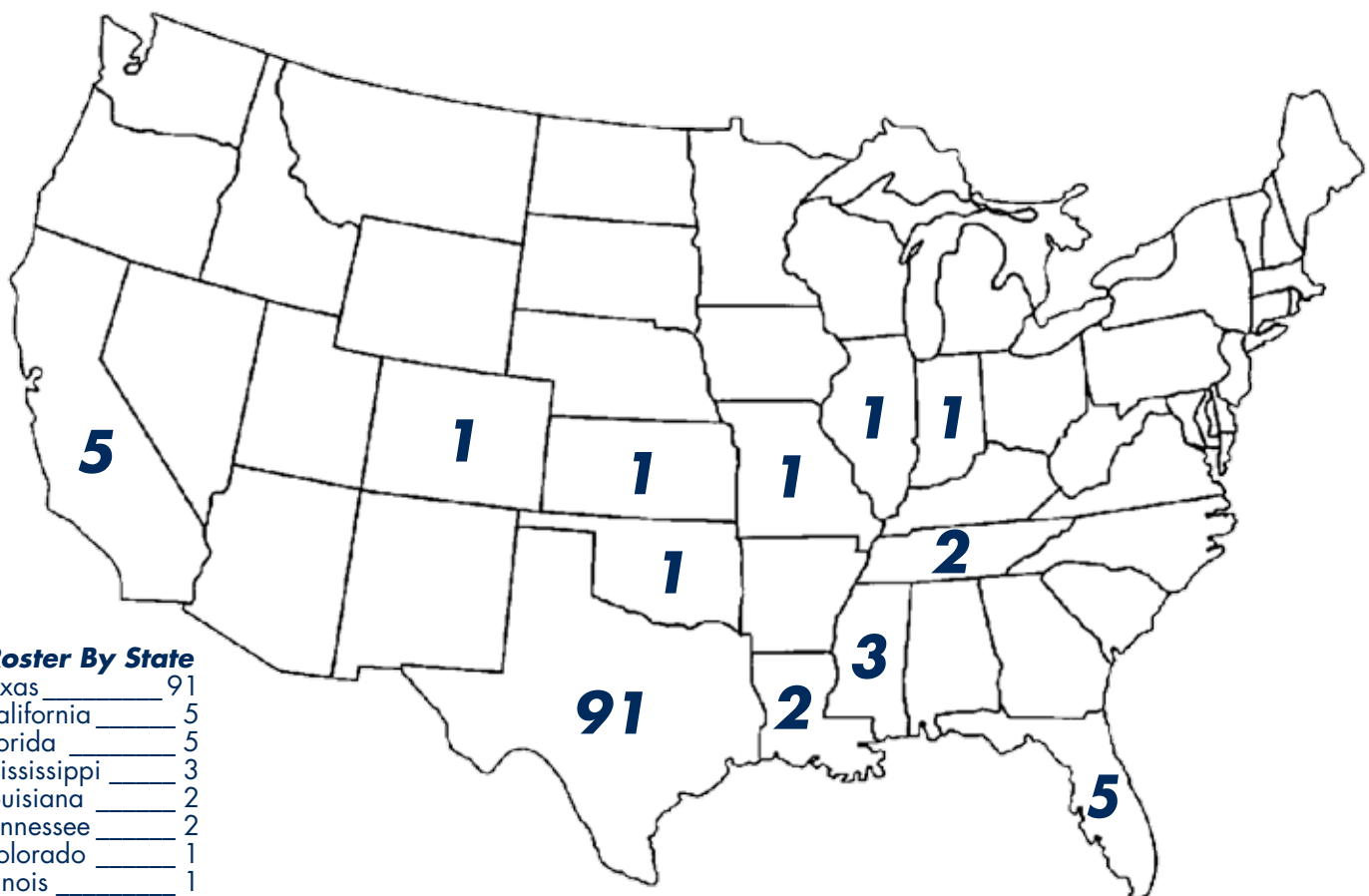
« 2017 UTSA ALPHABETICAL ROSTER »



Name	#	Pos.	Height	Weight	Yr.-Exp.	Hometown (High School/Previous School[s])
Jupe, Austin	2	CB	6-1	200	Sr.-1L	San Antonio, Texas (East Central HS/Baylor)
Kearney, Carrington	37	CB	5-11	185	Fr.-RS	Pflugerville, Texas (Hendrickson HS)
Levine, C.J.	14	S	5-10	190	Jr.-2L	Port Arthur, Texas (Memorial HS)
Mahnke, Tyler	38	WR	6-3	210	Fr.-HS	Round Rock, Texas (Round Rock HS)
Maldonado, Michael	50	DS	6-2	210	Fr.-HS	Somerset, Texas (Somerset HS)
Martel, Andrew	12	S	6-1	210	So.-1L	Richmond, Texas (Foster HS)
Maruo, Les	44	LB	6-0	225	Jr.-RS	Wichita, Kan. (Goddard HS/Hutchinson [Kan.] CC)
McGhee, Teddrick	27	CB	6-0	190	So.-1L	Memphis, Tenn. (East HS)
McKinney, Kyle	67	OG/C	6-4	305	Sr.-2L	Boerne, Texas (Champion HS)
McLeod, Chance	83	TE	6-3	230	Fr.-HS	Victoria, Texas (East HS)
McNair, Marquez	4	WR	6-0	185	Sr.-1L	Magee, Miss. (Magee HS/Hinds [Miss.] CC)
McVea, John	58	OG	6-2	275	Jr.-HS	San Antonio, Texas (Brandeis HS)
Merka, Grant	26	DS	6-3	185	Jr.-TR	Elgin, Texas (Elgin HS/McNeese State)
Moorhead, Blaze	19	WR	5-11	170	So.-SQ	Fort Worth, Texas (All Saints HS)
Mosley, Javontavius	28	CB	6-0	165	Fr.-HS	Tyler, Texas (John Tyler HS)
Newton, King	92	DT	6-1	280	So.-1L	Southlake, Texas (Carroll HS)
Nicholson, Orryn	31	RB	6-1	230	Fr.-HS	Sugar Land, Texas (Austin HS)
Oatis, Josh	78	OT	6-4	315	Fr.-RS	Gulfport, Miss. (West Harrison HS)
Osakwe, Bosah	75	OG	6-4	310	So.-TR	Antioch, Calif. (Deer Valley HS/Contra Costa [Calif.] JC)
Pare, Zach	77	OG	6-5	295	Fr.-RS	Georgetown, Texas (East View HS)
Pastucci, Dominic	66	OT	6-4	280	Fr.-HS	Pflugerville, Texas (Hendrickson HS)
Perez-Isidoro, Juan	60	C/OG	6-2	290	Sr.-3L	North Richland Hills, Texas (Birdville HS)
Perkins, Donovan	43	LB	6-0	220	Fr.-HS	Zachary, La. (Zachary HS)
Perry, Tay'lor	10	S	5-9	175	Fr.-HS	Crosby, Texas (Crosby HS)
Philistin, Jim	98	DE	6-2	270	So.-TR	Lake Worth, Fla. (Park Vista Community HS/Highland [Kan.] CC)
Portillo, Daniel	13	PK/P	5-11	175	Sr.-2L	Austin, Texas (Connally HS)
Pratt, Austin	68	OG/C	6-2	290	Sr.-2L	Sealy, Texas (Sealy HS/Blinn [Texas] JC)
Rhodes, Jalen	5	RB	5-9	200	Jr.-2L	Rowlett, Texas (Rowlett HS)
Rivas, Jesse	63	OG	6-3	325	Fr.-RS	Austin, Texas (McNeil HS)
Rivers, Bryce	17	QB	6-2	220	Fr.-HS	San Antonio, Texas (Stevens HS)
Ross, Reggie	21	WR	6-0	165	Fr.-HS	New Orleans, La. (West St. John HS)
Rothrock, Devin	47	RB	6-1	250	So.-TR	Arvada, Colo. (West HS/Northern Colorado/Arizona Western JC)
Routsas, Yannis	39	P	6-3	205	Jr.-2L	Houston, Texas (Clear Brook HS)
Sackett, Jared	42	PK/P	6-1	180	Fr.-HS	Fort Worth, Texas (Timber Creek HS)
Shaw II, Terence	32	WR	5-9	175	Fr.-RS	Cypress, Texas (Cy Ranch HS)
Spencer, Nathan	72	DE	6-4	250	Fr.-HS	Corpus Christi, Texas (Flour Bluff HS)
Stephens, Larry	84	WR	6-0	200	Jr.-2L	San Antonio, Texas (Brandeis HS)
Steward, Halen	34	RB	5-11	260	So.-1L	St. Augustine, Fla. (Menendez HS)
Stewart, Josh	80	WR	6-4	210	Sr.-1L	College Station, Texas (A&M Consolidated HS/Midwestern State)
Strong Jr., Kevin	54	DT	6-4	295	Jr.-2L	Cleveland, Texas (Cleveland HS)
Sturm, Dalton	14	QB	6-2	205	Sr.-2L	Goliad, Texas (Goliad HS)
Tauaefa, Josiah	55	LB	6-1	240	So.-1L	Corinth, Texas (Lake Dallas HS)
Taylor, Dadrian	88	WR	5-10	165	Fr.-HS	Shiner, Texas (Shiner HS)
Thomas Jr., Kerry	7	WR	6-0	205	Sr.-3L	College Station, Texas (A&M Consolidated HS)
Uesi, Franklin	96	DE	6-2	265	Sr.-1L	Pleasant Hill, Calif. (Pleasant Hill HS/Diablo Valley [Calif.] JC)
Ursua, Robert	87	TE	6-3	240	Jr.-TR	Bakersfield, Calif. (Liberty HS/Palomar [Calif.] JC)
Vallair, Vance	17	CB	6-1	180	Fr.-HS	Beaumont, Texas (Central HS)
Vasquez, Jacob	56	DE	6-1	225	Fr.-RS	San Antonio, Texas (MacArthur HS)
Vickery, Mitch	38	S	5-8	195	So.-SQ	San Antonio, Texas (Alamo Heights HS)
Villarreal, Ricky	72	C	6-1	305	Sr.-TR	Laredo, Texas (Alexander HS/Friends [Kan.])
Walker, Davontrae	58	DE	5-11	240	Fr.-HS	San Antonio, Texas (St. Gerard HS)
Wande, Alfred	34	S	5-10	185	Jr.-TR	Rosenberg, Texas (George Ranch HS/Mary Hardin-Baylor)
Williams, Shaq	81	TE	6-4	255	Sr.-1L	Jackson, Miss. (Central HS/Southwest Mississippi JC)
Winnegan, Brett	20	RB	5-9	190	Jr.-2L	Pearland, Texas (Dawson HS)
Wise, Solomon	94	DE	6-4	230	So.-1L	Coppell, Texas (Coppell HS)
Woolen, Tariq	3	WR	6-5	205	Fr.-HS	Fort Worth, Texas (Arlington Heights HS)
Wright, Jordan	53	C/OG	6-3	305	Jr.-TR	Houston, Texas (North Shore HS/Trinity Valley [Texas] CC)



« 2017 UTSA ROSTER BREAKDOWN »



Roster By State

Texas	91
California	5
Florida	5
Mississippi	3
Louisiana	2
Tennessee	2
Colorado	1
Illinois	1
Indiana	1
Kansas	1
Missouri	1
Oklahoma	1
Total	114

Seniors (26)

- N'Keal Bailey
- La'Keal Bass
- Matt Bayliss
- Stefan Beard
- Dannon Cavil
- Tyrell Clay
- Marcos Curry
- Seth Damrow
- Reed Darragh
- Marcus Davenport
- Devron Davis
- Nate Gaines
- Anthony Hickey
- Brady Jones
- Austin Jupe
- Kyle McKinney
- Marquez McNair
- Juan Perez-Isidoro
- Daniel Portillo
- Austin Pratt
- Josh Stewart
- Dalton Sturm
- Kerry Thomas Jr.
- Richard Turner
- Franklin Uesi
- Shaq Williams

Juniors (25)

- David Anzaldua

- Carl Austin III
- Ronnie Benavidez
- Greg Campbell Jr.
- Anastacio Carino
- Isaiah Clay
- Stanley Dye Jr.
- Victor Falcon
- Brandon Garza
- Darryl Godfrey
- Alec Gonzales
- Peyton Hall
- C.J. Levine
- Les Maruo
- John McVea
- Grant Merka
- Jalen Rhodes
- Yannis Routsas
- Larry Stephens
- Halen Steward
- Kevin Strong Jr.
- Robert Ursua
- Alfred Wande
- Brett Winnegan
- Jordan Wright

Sophomores (18)

- Baylen Baker
- Eric Banks
- Jarrod Carter-McLin
- Josh Dunlop
- Alin Edouard

- Matt Guidry
- Lawrence Jackson
- Clayton Johnson
- Andrew Martel
- Teddrick McGhee
- Blaze Moorhead
- Bosah Osakwe
- King Newton
- Jim Philistin
- Devin Rothrock
- Josiah Tauaefa
- Mitch Vickery
- Solomon Wise

Freshmen (45)

- Andrew Acosta
- Matthew Alkonis
- Samuel Barnes
- Liam Beard
- Joshua Booker-Brown
- B.J. Daniels
- Kevin Davis
- Jaylon Dukes
- Zachary Didomenico
- Hunter Duplessis
- Robert Fuentes
- Jack Giblin
- Michael Goff
- Jacob Graner
- Joseph Guerra
- De'Marco Guidry

- Frank Harris
- Jaylon Haynes
- DeQuarius Henry
- Avery Jackson
- Brenndan Johnson
- Kirk Johnson Jr.
- Morris Joseph Jr.
- Carrington Kearney
- Tyler Mahnke
- Michael Maldonado
- Chance McLeod
- Javontavius Mosley
- Orryn Nicholson
- Josh Oatis
- Zach Pare
- Dominic Pastucci
- Donovan Perkins
- Tay'lor Perry
- Jesse Rivas
- Bryce Rivers
- Reggie Ross
- Jared Sackett
- Terence Shaw II
- Nathan Spencer
- Dadrian Taylor
- Vance Vallair
- Jacob Vasquez
- Davontrae Walker
- Tariq Woolen

« 2017 UTSA STARTERS BREAKDOWN »



STARTERS RETURNING (15)

OFFENSE (6)

Pos.	#	Name (Career/2016 starts)	Height	Weight	Year-Exp.	Hometown (High School/Previous School)
QB	14	Dalton Sturm (20/13)	6-2	205	Sr.-2L	Goliad, Texas (Goliad HS)
WR	7	Kerry Thomas Jr. (23/11)	6-0	205	Sr.-3L	College Station, Texas (A&M Consolidated HS)
WR	80	Josh Stewart (12/12)	6-4	210	Sr.-1L	Lufkin, Texas (Lufkin HS/Navarro [Texas] JC)
OG	65	Stefan Beard (11/11)	6-3	310	Sr.-1L	Chicago, Ill. (Austin [Texas] Westlake HS/Navarro [Texas] JC)
OG/C	67	Kyle McKinney (16/7)	6-4	305	Sr.-2L	Boerne, Texas (Champion HS)
OG/C	68	Austin Pratt (19/12)	6-2	290	Sr.-2L	Sealy, Texas (Sealy HS/Blinn [Texas] JC)

DEFENSE (7)

Pos.	#	Name (Career/2016 starts)	Height	Weight	Year-Exp.	Hometown (High School/Previous School)
DE	54	Kevin Strong Jr. (17/10)	6-4	295	Jr.-2L	Cleveland, Texas (Cleveland HS)
DE	93	Marcus Davenport (23/12)	6-7	255	Sr.-3L	San Antonio, Texas (Stevens HS)
LB	31	La'Kel Bass (12/12)	6-1	230	Sr.-1L	St. Louis, Mo. (Christian Brothers HS/New Mexico Military Institute/Hutchinson [Kan.] CC)
LB	55	Josiah Tauaefa (12/12)	6-1	240	So.-1L	Corinth, Texas (Lake Dallas HS)
S	11	Nate Gaines (23/13)	6-2	220	Sr.-3L	Mesquite, Texas (Poteet HS)
CB	27	Teddrick McGhee (8/8)	6-0	190	So.-1L	Memphis, Tenn. (East HS)
CB	2	Austin Jupe (9/9)	6-1	200	Sr.-1L	San Antonio, Texas (East Central HS/Baylor)

SPECIAL TEAMS (2)

Pos.	#	Name (Career games)	Height	Weight	Year-Exp.	Hometown (High School)
PK	57	Victor Falcon (16)	5-10	205	Jr.-1L	Comfort, Texas (Comfort HS)
P	39	Yannis Routsas (25)	6-3	205	Jr.-2L	Houston, Texas (Clear Brook HS)

STARTERS LOST (9)

OFFENSE (5)

Pos.	#	Name (Career/2016 starts)	Height	Weight	Hometown (High School/Previous School)
RB	2	Jarveon Williams (21/12)	5-9	200	Converse, Texas (Judson HS)
RB	38	Andrew King (6/6)	5-11	240	Shreveport, La. (Calvary Baptist Academy/Tyler [Texas] JC)
TE	87	Trevor Stevens (10/9)	6-3	245	Friendswood, Texas (Friendswood HS)
OT	72	Gabriel Casillas (13/13)	6-4	285	Chula Vista, Calif. (Eastlake HS/Southwestern [Calif.] JC)
OT	78	Jevonte Domond (12/12)	6-5	300	Glendale, Ariz. (Maricopa HS/Glendale [Ariz.]/LSU)

DEFENSE (4)

Pos.	#	Name (Career/2016 starts)	Height	Weight	Hometown (High School/Previous School)
DE	43	Ben Kane (9/9)	6-2	250	West Covina, Calif. (South Hills HS/Citrus [Calif.] JC)
DE/DT	75	Jonathan Tuiolosega (18/11)	6-2	275	Seaside, Calif. (Seaside HS/Monterey [Calif.] Peninsula JC)
S	8	Michael Egwuagu (27/13)	6-0	220	Pflugerville, Texas (Connally HS)
S	29	Jordan Moore (12/12)	6-3	225	Atlanta, Ga. (King HS/TCU/LSU)

PRONUNCIATION GUIDE

David ANZALDUA _____ ann - zal - do - ah
 LA'KEL Bass _____ la - kel
 STEFAN Beard _____ stef - on
 Dannon CAVIL _____ cah - vill
 MARCOS Curry _____ mar - cose
 Reed DARRAGH _____ dare - uh
 ALIN EDOUARD _____ allen edward
 Victor FALCON _____ fal - cone
 Austin JUPE _____ joo - pee
 C.J. LEVINE _____ lah - veen
 Les MARUO _____ ma - roo - oh
 Bosah OSAKWE _____ oh - sock - way
 Dominic PASTUCCI _____ pass - too - chee
 Jim PHILISTIN _____ fill - liss - stin

Daniel PORTILLO _____ por - tee - yo
 Yannis ROUTSAS _____ yahn - knee root - sus
 Dalton STURM _____ sterm
 Josiah TAUAEFA _____ tow [rhymes with cow] - ah - f - ah
 Robert URSUA _____ er - sue - ah
 Jeff KASTL _____ castle
 Frank SCELFO _____ self - oh
 BOERNE _____ bur - nee
 COPPELL _____ cop - el
 PEARLAND _____ pair - land
 PFLUGERVILLE _____ flew - ger - ville
 PORT NECHES _____ nay - chez
 ROWLETT _____ row (rhymes with cow) - let



« 2017 UTSA DEPTH CHART »

« OFFENSE » (PRO-STYLE/MULTIPLE)

WR (x)	80	Josh Stewart (6-4, 210, Sr.-1L)	13/12
	82	Dannon Cavil (6-4, 225, Sr.-SQ)	5/0
-or-	84	Larry Stephens (6-0, 200, Jr.-2L)	20/1
LT	64	Josh Dunlop (6-7, 300, So.-TR)	0/0
	66	Dominic Pastucci (6-4, 280, Fr.-HS)	0/0
LG	67	Kyle McKinney (6-4, 305, Sr.-2L)	25/16
	73	David Anzaldua (6-5, 330, Jr.-1L)	16/0
C	68	Austin Pratt (6-2, 290, Sr.-2L)	23/19
	53	Jordan Wright (6-3, 305, Jr.-TR)	0/0
RG	65	Stefan Beard (6-3, 310, Sr.-1L)	11/11
	60	Juan Perez-Isidoro (6-2, 290, Sr.-3L)	24/11
RT	74	Reed Darragh (6-4, 290, Sr.-3L)	36/16
	78	Josh Oatis (6-4, 315, Fr.-RS)	0/0
TE (y)	81	Shaq Williams (6-4, 255, Sr.-1L)	13/3
	87	Robert Ursua (6-3, 240, Jr.-TR)	0/0
QB	14	Dalton Sturm (6-2, 205, Sr.-2L)	24/20
	17	Bryce Rivers (6-2, 220, Fr.-HS)	0/0
TB	5	Jalen Rhodes (5-9, 200, Jr.-2L)	24/3
	22	Tyrell Clay (5-9, 210, Sr.-2L)	25/1
FB	34	Halen Steward (5-11, 260, Jr.-1L)	11/1
	47	Devin Rothrock (6-1, 250, Jr.-TR)	0/0
WR (z)	7	Kerry Thomas Jr. (6-0, 205, Sr.-3L)	36/23
	10	Greg Campbell Jr. (6-1, 190, Jr.-SQ)	8/0
WR (h)	86	Brady Jones (5-10, 185, Sr.-2L)	22/4
	18	Peyton Hall (5-11, 180, Jr.-1L)	13/0

« DEFENSE » (4-2-5)

DE (SAM)	93	Marcus Davenport (6-7, 255, Sr.-3L)	35/23
	90	Eric Banks (6-5, 240, So.-1L)	13/0
DT	54	Kevin Strong Jr. (6-4, 295, Jr.-2L)	24/17
	98	Jim Philistin (6-2, 270, So.-TR)	0/0
DT	92	King Newton (6-1, 280, So.-1L)	12/1
	96	Franklin Uesi (6-2, 265, Sr.-1L)	13/0
DE	99	Baylen Baker (6-4, 285, So.-1L)	13/6
	91	Jarrod Carter-McLin (6-2, 255, So.-1L)	12/0
-or-	45	DeQuarius Henry (6-4, 235, Fr.-RS)	0/0
MLB (MIKE)	55	Josiah Tauaefa (6-1, 240, So.-1L)	13/12
	9	Marcos Curry (6-0, 220, Sr.-3L)	35/14
OLB (WILL)	31	La'Kel Bass (6-1, 230, Sr.-1L)	13/12
	44	Les Maruo (6-0, 225, Jr.-RS)	0/0
SS (LION)	14	C.J. Levine (5-10, 190, Jr.-2L)	25/1
	21	Brenndan Johnson (5-10, 180, Fr.-RS)	0/0
SS (RAM)	23	Darryl Godfrey (6-0, 195, Jr.-2L)	23/0
	25	Carl Austin III (6-1, 200, Jr.-2L)	24/1
FS	11	Nate Gaines (6-2, 220, Sr.-3L)	33/23
	12	Andrew Martel (6-1, 210, So.-1L)	13/0
CB	2	Austin Jupe (6-1, 200, Sr.-1L)	12/9
	28	Javontavius Mosley (6-0, 165, Fr.-HS)	0/0
-or-	30	Stanley Dye Jr. (5-9, 175, Jr.-1L)	16/0
CB	1	Devron Davis (6-0, 210, Sr.-1L)	13/3
	29	Clayton Johnson (5-11, 175, So.-TR)	0/0

« SPECIAL TEAMS »

FG/PAT	57	Victor Falcon (5-10, 205, Jr.-1L)	16
	42	Jared Sackett (6-1, 180, Fr.-HS)	0
H	39	Yannis Routsas (6-3, 205, Jr.-2L)	25
	86	Brady Jones (5-10, 185, Sr.-2L)	22
P	39	Yannis Routsas (6-3, 205, Jr.-2L)	25
	13	Daniel Portillo (5-11, 175, Sr.-2L)	29
DS	49	Matt Bayliss (6-6, 235, Sr.-2L)	29
	50	Michael Maldonado (6-2, 210, Fr.-HS)	0
KO	13	Daniel Portillo (5-11, 175, Sr.-2L)	29
	48	Hunter Duplessis (5-8, 195, Fr.-RS)	0
KR	20	Brett Winnegan (5-9, 190, Jr.-2L)	21
	16	Kirk Johnson Jr. (5-7, 155, Fr.-RS)	0
PR	89	Matt Guidry (5-8, 175, So.-1L)	10
	86	Brady Jones (5-10, 185, Sr.-2L)	22

denotes number of career games played / starts



MEET THE STAFF



**FRANK
WILSON**



Head Coach
Second Season
(Nicholls State '97)
@CoachWilsonUTSA

Introduced as UTSA's second head coach on Jan. 15, 2016, Frank Wilson guided UTSA to a six-win season and its first-ever bowl appearance in his first season at the helm of the Roadrunners. The momentum continued into 2017, as Wilson and his staff signed the No. 1-ranked recruiting class in Conference USA according to Rivals.com.

Armed with more than a decade of coaching experience in the Southeastern Conference (SEC) and a proven track record as a highly successful high school head coach, the New Orleans native has had an immediate impact on UTSA in his short time in the Alamo City. Wilson's debut campaign made history, as he led the Roadrunners to the 2016 Gildan New Mexico Bowl to tie the NCAA modern startup program record by reaching a bowl game in their sixth season.

After leading UTSA to a second-place finish in Conference USA's West Division with a 5-3 league ledger that included upset wins against Middle Tennessee (45-25) and Southern Miss (55-32), Wilson saw seven of his players earn all-conference honors. Josiah Tauaefa garnered Freshman of the Year, first-team all-conference and all-freshman team accolades at linebacker, while defensive end Marcus Davenport and safety Michael Egwuagu were named to the second team. Long snapper Matt Bayliss, offensive tackle Jevonte Domond, safety Jordan Moore and wide receiver Josh Stewart all collected honorable mention certificates. Additionally, Tauaefa was named to the Football Writers Association of America Freshman All-America Team, a first for the program.

Wilson came to UTSA after a six-year stint as the running backs coach and recruiting coordinator at LSU from 2010-15, where he also served as associate head coach for his final four seasons with the Tigers. He also has been an assistant coach at Tennessee (2009), Southern Miss (2008) and Mississippi (2005-07).

While at LSU, he was recognized as the nation's top assistant coach at his position in 2011. Wilson also was named the 2011 Recruiter of the Year by *Rivals.com*, the

2014 *NFL.com* Top Recruiter in College Football and the 2015 *Scout.com* SEC Recruiter of the Year.

As the recruiting coordinator at LSU, Wilson led the Tigers to back-to-back top-five recruiting classes in 2014-15 among five total groups that ranked among the top 10 nationally. He served as the lead recruiter for a long list of prominent players, including Odell Beckham Jr., La'el Collins, Jeremy Hill, Jarvis Landry, Tyrann Mathieu, Zach Mettenberger and the nation's No. 1 overall recruit in 2014 in Leonard Fournette, a 2014 Freshman All-SEC honoree and consensus first team All-American a year later.

Overall, Wilson has coached or recruited 29 individuals who have made it to the NFL. That list includes Beckham Jr., Collins, Fournette, Hill, Landry, Mathieu and Mettenberger along with Lamin Barrow, Kendell Beckwith, Alfred Blue, Malachi Dupre, Ego Ferguson, BenJarvus Green-Ellis, Jerald Hawkins, Kenny Hilliard, Anthony Johnson, Deion Jones, Kendrick Lewis, Terrance Magee, Ronald Martin, Dexter McCluster, Denarius Moore, Eric Reid, Stevan Ridley, Duke Riley, Trai Turner, Mike Wallace, Spencer Ware and James Wright.

In six seasons at LSU, Wilson developed six running backs that were selected in the NFL Draft, including first-team All-SEC performers in Fournette, Hill and Ridley. During his tenure, the Tigers posted a 61-17 overall record, captured the 2011 SEC Championship and appeared in the National Championship Game that same season.

Under his guidance, LSU rushed for at least 200 yards 39 times, including 12 300-yard games. The Tigers also recorded 45 100-yard individual rushing performances and four 1,000-yard individual rushers.

Wilson joined the LSU staff after spending the 2009 season at Tennessee, where he coached the wide receivers under Lane Kiffin.

Prior to joining the Tennessee staff, Wilson spent the 2008 season as the running backs coach/recruiting coordinator at Southern Miss under Larry Fedora.

From 2005-07, Wilson served as the running backs/assistant special teams coach at Mississippi, where he recruited prominent future NFL stars Kendrick Lewis and Mike Wallace. He also developed a first-team all-conference running back in Green-Ellis.

Wilson joined the Rebels' staff after serving one year as director of athletics for the New Orleans Public School System after spending three-and-a-half seasons as head football coach and offensive coordinator at O. Perry Walker High School.

Wilson led O. Perry Walker to two District 10-



Frank Wilson was introduced as head coach on Jan. 15, 2016.



4A championships and the Louisiana Class 4A State Championship game in 2002. He was honored by the NFL as the 2002 Louisiana Coach of the Year and was voted by his peers as the Louisiana Class 4A Coach of the Year. Wilson also was a finalist for the 2002 Nike National Coach of the Year.

During his head coaching stint at O. Perry Walker, Wilson developed 22 players who earned Division I scholarships, including 11 in 2002 to rank as the nation's largest high school class of D-I signees. The 2002 team defeated national-power John Curtis Christian School, 20-0, during the regular season, which snapped a 136-game district winning streak for John Curtis and marked the first time that team had failed to score in 303 consecutive games, a national record.

Wilson spent three years as an assistant coach at Edna Karr High School, also in New Orleans, from 1997-2000. He served as offensive coordinator at Edna Karr during the 1999 season in which the team reached the Class 3A state finals and recorded its best statistical season on offense in the program's history.

Wilson got his start in coaching as a student assistant at his alma mater, Nicholls State, working with the running backs while he finished his degree. While in Thibodaux, Wilson helped coach the first 1,000-yard rusher in school history and was part of the biggest turnaround in NCAA history at the time for the Colonels, who improved from 0-10 in 1995 to 8-2 in 1996.

A three-year letterman at Nicholls State, Wilson earned honorable mention all-conference honors as a running back his sophomore year.

Wilson attended Geneva University in Beaver Falls, Pa., his freshman season, earning conference Freshman of the Year honors as a running back and kick returner. He also earned first team all-conference honors and was an honorable mention NAIA Division II All-American.

Wilson received his bachelor of arts degree in general education from Nicholls State in 1997.

Wilson and his wife, Tiffany, have three children: Alaina, Sabree and Frank IV.



The Wilson Family (l-r): Tiffany, Sabree, Frank IV, Alaina, Frank.

THE FRANK WILSON FILE

Coaching Experience

- 2016-present: UTSA, head coach
- 2012-15: LSU, associate head coach/running backs/recruiting coordinator
- 2010-11: LSU, assistant coach/running backs/recruiting coordinator
- 2009: Tennessee, assistant coach/wide receivers
- 2008: Southern Miss, assistant coach/running backs/recruiting coordinator
- 2005-07: Mississippi, assistant coach/running backs/assistant special teams
- 2004: New Orleans Public Schools System, director of athletics
- 2000-03: O.P. Walker (La.) High School, head coach/offensive coordinator
- 1997-99: Karr (La.) High School, assistant coach/offensive coordinator
- 1996: Nicholls State, student assistant

Bowl Game Experience

- 2016 Gildan New Mexico Bowl
- 2015 Texas Bowl
- 2014 Music City Bowl
- 2013 Outback Bowl
- 2012 Chick-fil-A Bowl
- 2011 BCS National Championship Game
- 2010 Cotton Bowl
- 2009 Capital One Bowl
- 2008 New Orleans Bowl

Honors

- 2014 *NFL.com* Top Recruiter In College Football
- 2011 *Rivals.com* Recruiter of the Year

Highlights

- Led UTSA to its first-ever bowl game (2016 Gildan New Mexico Bowl)
- Seven UTSA players earned All-Conference USA honors, including first-teamer and Freshman of the Year Josiah Tauaefa, who also became the program's first-ever Freshman All-American (FWAA)
- LSU recorded 45 100-yard rushing games and produced four 1,000-yard individual rushers in his six seasons
- Six of his LSU running backs were selected in the NFL Draft
- Has engineered five top-10 recruiting classes

NFL Players Coached/Recruited

- Lamin Barrow, LB, Bears, Broncos, Dolphins
- Odell Beckham Jr., WR, Giants
- Kendell Beckwith, LB, Buccaneers
- Alfred Blue, RB, Texans
- La'el Collins, OG, Cowboys
- Malachi Dupre, WR, Packers
- Ego Ferguson, DE, Bears, Lions, Packers
- Leonard Fournette, RB, Jaguars
- BenJarvus Green-Ellis, RB, Bengals, Patriots
- Jerald Hawkins, OT, Steelers
- Jeremy Hill, RB, Bengals
- Kenny Hilliard, RB, Texans
- Anthony Johnson, DT, Dolphins, Jets, Patriots, Redskins
- Deion Jones, LB, Falcons
- Jarvis Landry, WR, Dolphins
- Kendrick Lewis, FS, Chiefs, Ravens, Texans
- Terrence Magee, RB, Browns, Rams, Ravens, Seahawks
- Ronald Martin, S, Jets, Seahawks
- Tyrann Mathieu, CB, Cardinals
- Dexter McCluster, RB, Chargers, Chiefs, Titans
- Zach Mettenberger, QB, Chargers, Steelers, Titans
- Denarius Moore, WR, Raiders, Bengals, Bills
- Eric Reid, S, 49ers
- Stevan Ridley, RB, Colts, Falcons, Lions, Jets, Patriots
- Duke Riley, LB, Falcons
- Trai Turner, OG, Panthers
- Mike Wallace, WR, Dolphins, Ravens, Steelers, Vikings
- Spencer Ware, RB, Chiefs, Seahawks
- James Wright, WR, Bengals, Browns

Playing Experience

- 1993-95: Nicholls State, running back/defensive back
- 1992: Geneva (Pa.) University, running back

Education

- College: Nicholls State (1997), Southern-New Orleans (2002)
- High School: St. Augustine (La.) High School (1992)

Hometown

- New Orleans, La.

Family

- Wife: Tiffany
- Children: Alaina, Sabree, and Frank IV



WHAT THEY'RE SAYING ABOUT FRANK WILSON

"Frank has been a big part of what we've accomplished at LSU both on and off the field. He's ready to be a head coach. He's worked long and hard for this opportunity and I couldn't be happier for Frank and his family. He's going to do a great job and we are going to miss him."

— **Les Miles, former LSU head coach**

"Coaches and players gravitate to Frank Wilson. He was a part of my staff at Tennessee and I can tell you firsthand that he develops players as well as anyone in college football. UTSA just uncovered a leader who is special on many levels. People talk about how great of a recruiter he is, but he is just as strong of a leader."

— **Lane Kiffin, Florida Atlantic head coach and former Alabama offensive coordinator/quarterbacks coach who was the head coach at Tennessee when Wilson was an assistant during the 2009 season**

"Frank is detail-oriented and very knowledgeable. He's a tremendous competitor and has a great smile about him, a great presence about him and he is relentless."

— **Ed Orgeron, LSU head coach**

"Frank Wilson's ability to reach and develop student-athletes is unparalleled in college football. He has been successful everywhere he has been because of his passion for young people, great work ethic and professionalism. He is an incredible football coach and an even better person. Coach Wilson will do a tremendous job as the head coach at UTSA."

— **Kliff Kingsbury, Texas Tech head coach**

"It's hard to put in words how much Frank Wilson means to me, not as a coach but as a man. It is very difficult nowadays to find a man with the integrity and loyalty that he displays on a day-in and day-out basis. It is an amazing thing to see someone who has put so much hard work in to finally have the opportunity that he so willingly deserves. It's truly been a pleasure to say I have been coached by Frank, but more importantly to know him as family."

— **Jeremy Hill, Cincinnati Bengals running back who was recruited and coached by Wilson at LSU from 2012-13**

"Coach Wilson is one of the best coaches I've ever had. He is a man of integrity and honor and he holds true to his word. From day one, he always looked out for me. He's a great coach, a great person and a great man. He is like family to me and I wish him much success in the future. I know he is going to do good things."

— **Odell Beckham Jr., New York Giants wide receiver who was recruited by Wilson and played at LSU from 2011-13**

"Frank Wilson is one of the most loving and caring coaches outside of football. The love I have for him will last a lifetime. Anyone that gets him as a coach will love him not only as a coach but also as a father figure. He is a God-fearing man."

— **Leonard Fournette, Jacksonville Jaguars running back who was recruited and coached by Wilson at LSU from 2014-16**

"I had the honor to play for and be recruited by a man who was so unselfish in his work and in his life that people were drawn to his efforts and commitment, which helped them become a man foremost and then a player. I speak firsthand for how he's stayed in contact with players even after they have left his reach. They don't make too many like him."


— **Jarvis Landry, Miami Dolphins wide receiver who was recruited by Wilson and played at LSU from 2011-13**

"Coach Frank Wilson changed my life. He gave a young kid from New Orleans a chance to compete and learn on a higher level. He opened the doors for so many of us Louisiana athletes and I'm just happy to see him making strides and becoming all that he can be. He is the true inspiration."

— **Tyrann Mathieu, Arizona Cardinals safety who was recruited by Wilson and played at LSU from 2010-11**

"First-year head coach Frank Wilson has taken this team a long way in a short period of time and was carried off the field by his players after the victory. 'Today,' he said, 'all the hard work was vindicated.'"

— **Max Olson, ESPN.com**





JASON ROLLINS



**Associate Head Coach/Linebackers
Second Season
(McNeese State '96)
@CoachRollins6**

Jason Rollins is in his second season as UTSA's associate head coach and linebackers coach.

In his first season with the Roadrunners, he helped guide the team to six wins and the program's first-ever bowl game, the 2016 Gildan New Mexico Bowl. His linebackers combined for 267 tackles, 24 tackles for loss, 12 sacks and 12 quarterback hurries. Josiah Tauaefa broke UTSA's single-season record for tackles with 115 en route to becoming the Roadrunners' first Freshman All-American (Football Writers Association of America), Conference USA Freshman of the Year and a first-team all-conference selection. La'Kel Bass tied the school standard for single-season tackles for loss with 11 as part of his 87 total stops.

Rollins came to San Antonio from Tulane, where he spent nine seasons as secondary coach, including serving as co-defensive coordinator in 2015 and special teams coordinator in 2014. He played a key role in the development of three All-Americans and four NFL players in draft picks Lorenzo Doss and Taurean Nixon, as well as free agents Derrick Strozier and Jordan Sullen.

In 2013, Rollins' secondary was a big reason why the Green Wave made their first bowl appearance since the 2002 season. Tulane ranked second nationally in turnovers forced with 35, including 19 interceptions with 15 by the defensive backfield. Doss,



The Rollins Family: Danna, Tieler, Jason.

THE JASON ROLLINS FILE

Coaching Experience

- 2016-present: UTSA, associate head coach/linebackers
- 2015: Tulane, co-defensive coordinator/defensive backs
- 2014: Tulane, special teams coordinator/defensive backs
- 2007-13: Tulane, assistant coach/defensive backs
- 2005-06: McNeese State, co-defensive coordinator/defensive backs
- 2002-04: Northwestern State, defensive backs
- 2001: La Marque HS, assistant coach
- 1999-2000: Galveston Ball HS, assistant coach
- 1997-98: McNeese State, assistant coach/defensive backs

NFL Players Coached

- Lorenzo Doss, CB, Broncos
- Taurean Nixon, CB, Broncos, Jaguars
- David Pittman, CB, Ravens, Saints, Steelers, Texans
- Cairo Santos, PK, Chiefs
- Bryan Smith, LB, Eagles, Jaguars, Rams
- Derrick Strozier, RB, Saints
- Jordan Sullen, CB, Broncos; Steelers

Playing Experience

- 1994-96: McNeese State, safety

Education

- Bachelor's degree in health and human performance, McNeese State, 1996

Family

- Wife: Danna
- Children: Tieler

an All-America cornerback, picked off seven passes, returning a pair for touchdowns, and forced two fumbles. Additionally, Tulane allowed just 352.1 yards per game, which ranked 22nd in the Football Bowl Subdivision (FBS).

In 2014, Rollins helped lead the secondary to a combined 15 interceptions, seven fumble recoveries and a pair of forced fumbles, as the unit contributed to 22 of the team's 28 takeaways, which ranked 21st nationally. Parry Nickerson led the Green Wave and all FBS freshmen with six picks and garnered Freshman All-America accolades.

Rollins' impact on Tulane's secondary was immediate from the time he joined the staff prior to the 2008 campaign. In his first season in New Orleans, the group combined for 23 pass breakups, five interceptions, five forced fumbles and five recoveries.

During the next four years, his defensive backs combined for 31 interceptions and 120 pass breakups while helping the Green Wave defense consistently rank near the top of Conference USA in most major statistical categories.

Prior to his tenure at Tulane, Rollins was co-defensive coordinator and secondary coach at his alma mater, McNeese State, for two seasons (2005-06). He helped the Cowboys to a 23-10 record, two Southland Conference championships and a Football Championship Subdivision (FCS) playoff appearance in his final season.

Rollins got his coaching start as an assistant coach for the defensive backs at McNeese State in 1997-98. He was an assistant coach in the Texas prep ranks at Galveston Ball (1999-2000) and La Marque (2001).

He spent three seasons (2002-04) as the defensive backs coach at Northwestern State, where he helped the Demons to the 2004 Southland title on the strength of the top defense in the FCS.

Rollins was an all-state and all-district performer at Newton (Texas) High School and he went on to play safety at McNeese State in 1994-96.

Rollins earned his bachelor's degree in health and human performance from McNeese State in 1996.

He and his wife, Danna, have one son, Tieler.



RICKY BRUMFIELD



**Special Teams Coordinator/Tight Ends
Second Season
(Utah State '99)
@RickyBrumfield**

Ricky Brumfield is in his second season as UTSA's special teams coordinator and tight ends coach.

In his first season with the Roadrunners, he helped guide the team to six wins and the program's first-ever bowl game, the 2016 Gildan New Mexico Bowl. His special teams set several school records, including season marks for touchbacks (27, Daniel Portillo), points (79, Victor Falcon), extra points (43, Falcon) and punting average (42.0, Yannis Routsas). Long snapper Matt Bayliss garnered honorable mention All-Conference USA accolades. Brumfield's tight ends combined to catch 20 passes for 231 yards and three touchdowns while helping to pave the way for an offense that piled up 2,104 rushing yards.

Brumfield came to UTSA from Western Kentucky, where he spent three seasons as special teams coordinator and cornerbacks coach. He helped the Hilltoppers to a combined 28 victories, including a pair of bowl wins, during his tenure.

In 2015, WKU won the Conference USA title and capped off a 12-2 season with a 45-35 victory against USF in the Miami Beach Bowl, while finishing the season with a No. 24 final ranking. Garrett Schwettman, the school's career record holder for points, extra points and field goals, earned first-team all-conference honors, while kick returner Kylen Towner made the second team and cornerback Prince Charles Iworah and long snapper Nolan Dowling were named honorable mention.

In his first two seasons with the Hilltoppers, the defense and special teams were among the conference's best in nearly every major statistical category. He tutored five all-conference performers, including cornerbacks Wonderful Terry and Cam Thomas, who is with the Buffalo Bills.

In 2013, WKU led the Sun Belt Conference and finished 14th nationally in total defense, while also leading the league in interceptions (14), team pass efficiency defense and fewest passing



The Brumfield Family: Ricky, Erin, Kyan, McKel, Tacy, Asher.

THE RICKY BRUMFIELD FILE

Coaching Experience

- 2016-present: UTSA, special teams coordinator/tight ends
- 2013-15: Western Kentucky, special teams coordinator/cornerbacks
- 2011-12: Nicholls State, special teams coordinator/safeties
- 2004-10: Fairmont State, special teams coordinator/wide receivers
- 2001-03: Union College, special teams coordinator/wide receivers

NFL Players Coached

- Drew Davis, LB, Rams
- Prince Charles Iworah, CB, 49ers
- Taywan Taylor, WR, Titans
- Cam Thomas, CB, Bills

Playing Experience

- 1995-98: Utah State, wide receiver

Education

- Bachelor's degree, Utah State, 1999
- Master's degree, Union College, 2003

Hometown

- New Orleans, La.

Family

- Wife: Erin
- Children: Kyan, McKel, Tacy, Asher

yards allowed. Additionally, his kick and punt coverage units were tops in the conference.

Brumfield was the special teams coordinator and safeties coach at Nicholls State, in 2011-12. His impact on the Colonels' special teams was felt immediately, as they blocked six kicks and ranked 14th in the Football Championship Subdivision in kick return average, while punter Cory Kemps finished sixth nationally with a 42.8 average in 2011.

The New Orleans native got his coaching start in 2001 at Union College, where he oversaw special teams and wide receivers for three seasons.

Brumfield served as special teams coordinator and wide receivers coach at Fairmont State in 2004-10. He helped the Fighting Falcons rank among the nation's best in special teams categories by the end of his tenure, including the third-best kick return average in 2009.

In his final season with the Fighting Falcons, his special teams units blocked five kicks, forced two turnovers and had a pair of touchdowns. Three of his players earned all-conference accolades, including kick returner Zack Page, who set Division II career records for kick returns, kick return yardage and combined return yards. One of his receivers, Perry Baker, was one of a handful non-Division I players to be selected to play in the 2010 East-West Shrine Game.

During his time at Fairmont State, Brumfield spent five summers assisting with various NFL teams. He tutored wide receivers and special teams with the Pittsburgh Steelers in 2007-09 and also spent time with the Atlanta Falcons, Buffalo Bills and Green Bay Packers.

Brumfield was a four-year letterwinner and two-year starter at wide receiver at Utah State. He helped the Aggies to a pair of Big West Conference Championships and a berth in the 1997 Humanitarian Bowl.

Brumfield earned his bachelor's degree from Utah State in 1999 and his master's degree from Union in 2003.

He and his wife, Erin, have four children, Kyan, McKel, Tacy and Asher.



**PETE
GOLDING**



**Defensive Coordinator/Cornerbacks
Second Season
(Delta State '05)
@CoachGolding**

Pete Golding is in his second season as UTSA's defensive coordinator and cornerbacks coach.

In his first season with the Roadrunners, he helped lead the program to six wins and its first-ever bowl game, the 2016 Gildan New Mexico Bowl. His defense set several school records, including single-season standards for tackles (934), tackles for loss (77), sacks (27) and quarterback hurries (38). Individually, linebacker Josiah Tauaefa broke UTSA's season record for tackles with 115 en route to becoming the program's first Freshman All-American (Football Writers Association of America) and collecting Conference USA Freshman of the Year and first-team all-conference honors. Defensive end Marcus Davenport and safety Michael Egwuagu were named second-team all-conference and safety Jordan Moore was honorable mention.

Golding came to the Alamo City following a two-year stint as an assistant coach at Southern Miss, where he coached the safeties. The Golden Eagles posted a six-win improvement in his second season. Southern Miss finished 9-5 overall, won the West Division of Conference USA with a 7-1 mark and made an appearance in the Heart of Dallas Bowl in 2015.



The Golding Family: Pete, Carolyn, Braxton, Bentley.

THE PETE GOLDING FILE

Coaching Experience

- 2016-present: UTSA, defensive coordinator/cornerbacks
- 2014-15: Southern Miss, assistant coach/safeties
- 2012-13: Southeastern Louisiana, defensive coordinator/defensive backs
- 2010-11: Delta State, defensive coordinator/defensive backs
- 2008-09: Tusculum, defensive coordinator/defensive backs
- 2007: Tusculum, assistant coach/defensive backs
- 2006: Delta State, graduate assistant coach

NFL Players Coached

- Robert Alford, CB, Falcons
- Harlan Miller, CB, Cardinals

Playing Experience

- 2002-05: Delta State, safety

Education

- Bachelor's degree in business, Delta State, 2005

Hometown

- Hammond, La.

Family

- Wife: Carolyn
- Children: Braxton, Bentley

Prior to his tenure at Southern Miss, the Hammond, La., native spent two seasons as Southeastern Louisiana's defensive coordinator. In his final year in 2013, the Lions won a program-record 11 contests, including a perfect 7-0 mark in Southland Conference play en route to their first league title since 1961. Southeastern Louisiana advanced to the quarterfinals of the Football Championship Subdivision playoffs in its first-ever appearance and his defense led the Southland in both total and scoring defense.

Golding served as defensive coordinator from 2010-11 at his alma mater, Delta State. A former All-Gulf South Conference defensive back, he also coached the team's secondary.

The Statesmen advanced to the 2010 NCAA Division II National Championship Game after winning their third Gulf South Conference title in four years with an 11-4 overall record.

That came on the heels of a stint as defensive coordinator and defensive backs coach at Tusculum.

The Pioneers became an explosive and record-setting defensive unit under his direction. In 2007, Tusculum intercepted a program-record 14 passes and produced conference-leading marks in sacks and forced turnovers en route to an appearance in the NCAA Division II playoffs.

Golding has tutored six All-Americans during his 10-year coaching career, including 2012 FCS Defensive Player of the Year and 2013 second-round National Football League draft pick Robert Alford, who was a cornerback under Golding during his senior season. Meanwhile, 18 players at Delta State were named to the All-Gulf South Conference and All-South Region teams during his tenure, while six Tusculum defenders received All-South Atlantic Conference accolades.

He began his coaching career as a graduate assistant at Delta State in 2006 after being a four-year starter at safety for the Statesmen from 2002-05.

Golding graduated in 2005 from Delta State with a degree in business. He and his wife, Carolyn, are the parents of two sons, Braxton and Bentley.



**FRANK
SCELFO**



**Offensive Coordinator/Quarterbacks
Second Season
(Louisiana-Monroe '81)
@Coach_Scelfo**

Frank Scelfo is in his second season as UTSA's offensive coordinator and quarterbacks coach.

In his first year with the program, Scelfo helped lead the Roadrunners to six wins and the program's first-ever bowl game, the 2016 Gilman New Mexico Bowl. His offense set more than 15 school records, including season standards for points (379) and touchdowns (49) and single-game marks for total offense (532 vs. Southern Miss), rushing yards (339 vs. Southern Miss) and passing yards (414 vs. Charlotte). Offensive tackle Jevonte Dondan and wide receiver Josh Stewart earned honorable mention All-Conference USA accolades.

A coaching veteran of more than 30 years, Scelfo came to the Alamo City from the Jacksonville Jaguars, where he served as senior offensive assistant in 2015 after two years as the quarterbacks coach for the NFL franchise.

Scelfo helped oversee one of the NFL's most prolific passing offenses in 2015, as Jacksonville ranked 10th in the league with 256.8 yards per game. Blake Bortles threw for 4,428 yards and 35 touchdowns, which was tied for second in the NFL. The Jaguars also boasted a pair of 1,000-yard receivers in Allen Robinson (1,400) and Allen Hurns (1,031).

He played a key role in the development of Bortles, the No. 3 overall pick in the 2014 draft, who tossed for 2,908 yards and 11 TDs in his rookie season.

Scelfo worked closely with veteran quarterback Chad Henne in 2013. Henne started 13 of 15 games and completed a career-high 305 passes while throwing for 3,241 yards and 13 touchdowns.

Prior to his time with the Jaguars, Scelfo spent two seasons (2010-11) as quarterbacks coach at Arizona, where he tutored Philadelphia Eagles 2012 third-round pick Nick Foles and Tom Savage, a 2014 fourth-round selection by the Houston Texans. Foles finished his college career as the school's all-time leader in passing yards (10,011), touchdowns (67), attempts (1,369) and completions (933). As a senior in 2011, Foles threw for a school single-season-record 4,334 yards and 28 touchdowns, while also setting school marks for attempts (560) and completions (387).

In 2010, Scelfo worked with Foles, Matt Scott and Bryson Beirne. Foles earned honorable mention All-Pac 10 honors after throwing for 3,191 yards and 20 touchdowns. Scott engineered two victories as the starter and Beirne appeared in three games with a 221.4 pass efficiency rating. The Wildcats averaged 307 passing yards per game, one yard shy of the school single-season best, and posted a combined 68 percent completion rate to go along with 25 TDs.

Prior to joining Arizona, Scelfo spent three seasons (2007-09) as offensive coordinator and quarterbacks coach at Louisiana Tech.

In 2008, Scelfo directed the Bulldogs offense to a win in the Independence Bowl, the school's first bowl victory in three decades. The team ranked 27th nationally in rushing, with Daniel Porter leading the way with 1,164 yards. The Bulldogs had six games of 30 or more points and Scelfo mentored a sophomore quarterback, Ross Jenkins, as a first-time starter. Porter also became Louisiana Tech's all-time rusher with 3,352 yards.

Scelfo entered the collegiate coaching ranks at Tulane where he spent 11 seasons (1996-2006) including the final eight seasons as offensive coordinator. He coached tight ends and was recruiting coordinator for the Green Wave in his first three seasons from 1996-98. With Scelfo on the staff, the Green Wave were ranked in the top 30 nationally in passing five times, including the third-most passing yards in 2000. In 1998 the club finished with a 12-0 record, one of only two undefeated FBS (formerly D-1A) teams, and a win in the Liberty Bowl.

During his tenure at Tulane, Scelfo tutored four quarterbacks

THE FRANK SCELFO FILE

Coaching Experience

- 2016-present: UTSA, offensive coordinator/quarterbacks
- 2013-15: Jacksonville Jaguars, senior offensive assistant/quarterbacks
- 2010-11: Arizona, assistant coach/quarterbacks
- 2007-09: Louisiana Tech, offensive coordinator/quarterbacks
- 1999-2006: Tulane, offensive coordinator/quarterbacks
- 1996-98: Tulane, recruiting coordinator/tight ends
- 1995: Galena Park North Shore HS, defensive backs
- 1992-94: Kilgore College, offensive coordinator/quarterbacks/receivers
- 1989-91: Tyler Chapel Hill HS, offensive coordinator/quarterbacks
- 1988: Orangefield HS, offensive coordinator/quarterbacks
- 1987: Vidor HS, defensive backs
- 1985-86: River Oaks (La.) HS, head coach
- 1984: Jesuit (La.) HS, defensive backs
- 1982-83: Prairie View (La.) HS, head coach

NFL Players Coached (as collegians)

- Nick Foles, QB, Chiefs, Eagles, Rams
- Shaun King, QB, Buccaneers, Cardinals
- J.P. Losman, QB, Bills, Dolphins, Raiders, Seahawks
- Patrick Ramsey, QB, Broncos, Dolphins, Jaguars, Jets, Lions, Redskins, Saints, Titans, Vikings
- Lester Ricard, QB, Jaguars, Panthers
- Tom Savage, QB Texans

Playing Experience

- 1978-81: Louisiana-Monroe (baseball)

Education

- Bachelor's degree, Louisiana-Monroe, 1981
- Master's degree, Louisiana-Monroe, 1983

Hometown

- Abbeville, La.

Family

- Wife: Holly
- Children: Anthony, Jordan

that went on to the NFL in Patrick Ramsey, J.P. Losman, Lester Ricard and Shaun King. Each of the players finished their careers ranked in the top five in school history in career passing yards. A total of eight Tulane offensive players were selected in the NFL Draft during Scelfo's tenure.

The Abbeville, La., native produced Tulane's all-time passing leader (Ramsey), all-time rushing and all-purpose yardage leader (Mewelde Moore), all-time touchdown receptions leader (Roydell Williams) and all-time scoring leader (Seth Marler). Moore also became only the second player in NCAA history to produce 4,000 career rushing yards and 2,000-plus receiving yards during his time under Scelfo.

Scelfo began his coaching career on the high school level with stops in Louisiana at Prairie View (1982-83), Jesuit (1984) and River Oaks (1985-86) and in Texas at Vidor (1987), Orangefield (1988), Chapel Hill (1989-91) and Galena Park North Shore (1995). He also spent three seasons on the staff at Kilgore College (1992-94).

Scelfo played baseball at Louisiana-Monroe (formerly Northeast Louisiana) and was named the school's 1981 Athlete of the Year as a senior.

He earned his bachelor's degree in 1981 and his master's degree two years later at Louisiana-Monroe.

Scelfo is married to Holly Kingery and the couple has two sons, Anthony and Jordan. Anthony played quarterback and baseball at Tulane and was selected by the Tampa Bay Rays in the 2008 Major League Baseball draft. He currently is a graduate assistant coach for the offense at UTSA. Jordan played quarterback and baseball at Incarnate Word from 2012-15.



**BO
DAVIS**



Defensive Line

First Season

(LSU '93)

@CoachBoDavis

Widely considered one of the top defensive line coaches in the country, Bo Davis is in his first season at UTSA.

A former defensive line coach at Alabama, Texas and in the NFL, Davis has been a part of three national championship teams and has produced numerous All-Americans, all-conference performers and NFL players.

A native of Magee, Miss., he was the defensive line coach at Alabama for two seasons (2014-15) under Nick Saban, his second stint with the Crimson Tide. Alabama appeared in back-to-back College Football Playoffs, winning the 2015 national title with a 45-40 victory against Clemson after falling to Ohio State in the semifinals the previous year. The Tide posted a 26-3 record during his last tenure and were 68-13 overall during his six total seasons in Tuscaloosa.

In 2015, Alabama led the country by allowing just 75.7 yards per game on the ground while ranking third nationally in sacks with 3.53 per contest. The Tide also ranked third in both total (276.3 ypg) and scoring (15.1 ppg) defense.

Davis' defensive line that season was led by Jarran Reed, A'Shawn Robinson and Jonathan Allen. Robinson was a first-team All-American and an Outland Trophy finalist after posting 46 tackles with 7.5 TFLs, 3.5 sacks, two pass breakups and a team-high 10 quarterback hurries. Allen registered 36 tackles, including 14.5 TFLs and 12 sacks, and Reed recorded 57 tackles with 4.5 for loss, eight quarterback hurries and two pass breakups, as both earned All-Southeastern Conference (SEC) accolades.

The previous season, Davis's position group helped the Alabama defense rank fourth nationally against the rush, surrendering just 102.4 yards per game. The Tide also led the nation by allowing just five rushing touchdowns on the season, while recording 32 sacks. Allen was named first-team All-SEC, while Robinson was a second-team all-conference selection and Reed earned honorable mention honors.

Davis was a defensive intern with the Jacksonville Jaguars in 2016 prior to coming to the Alamo City.

Prior to his second stint with Alabama, Davis coached the defensive tackles at Texas under Mack Brown in 2011-13.

In his first season on the 40 Acres, the Longhorns were 11th in the nation in total defense, sixth in rushing defense and 10th in pass efficiency defense while leading the Big 12 in each category. Tackle Kheeston Randall garnered first-team All-Big 12 honors that season and was drafted by the Miami Dolphins.

Texas was fifth nationally in sacks in 2013 (3.1) and 22nd in tackles for loss (7.0). The Longhorns played in the 2011 Holiday Bowl and 2012 and 2013 Alamo Bowls.

Prior to his time with the Longhorns, Davis spent four seasons (2007-10) as the defensive line coach at Alabama. The Crimson Tide consistently led the SEC and ranked in the Top 10 nationally in several defensive categories. Alabama was 42-10 during his first tenure, including 35-4 his final three seasons while finishing in the Top 10 each year. The Tide won the 2009 Bowl Championship Series (BCS) Championship, beating Texas in the Rose Bowl, and also played in the 2007 Independence Bowl, 2009 Sugar Bowl and 2011 Capital One Bowl.

In 2010, Alabama was fourth nationally in scoring defense (13.5), fifth in total defense (286.4), ninth in rushing defense (110.2) and seventh in pass efficiency defense (103.5), all No. 1 in the SEC. Defensive lineman Marcell Dareus was an All-SEC first team performer.

The previous season, Alabama was second nationally in rushing defense (78.1), pass efficiency defense (87.7), total defense

THE BO DAVIS FILE

Coaching Experience

- 2017-present: UTSA, assistant coach, defensive line
- 2016: Jacksonville Jaguars, defensive intern
- 2014-15: Alabama, assistant coach, defensive line
- 2011-13: Texas, assistant coach, defensive line
- 2007-10: Alabama, assistant coach, defensive line
- 2006: Miami Dolphins, assistant defensive line/strength & conditioning coach
- 2002-05: LSU, assistant strength & conditioning coach
- 1998-2001: Galena Park North Shore HS, assistant coach
- 1995-97: LSU, graduate assistant/strength & conditioning

NFL Players Coached

- Jonathan Allen, DE, Redskins
- Terrence Cody, DT, Ravens
- Marcell Dareus, DT, Bills
- Wallace Gilberry, DE, Bengals, Buccaneers, Chiefs, Giants, Lions
- Kheeston Randall, DE, Bengals, Dolphins, Vikings
- Cory Redding, DL, Lions
- Jarran Reed, DT, Seahawks
- A'Shawn Robinson, DT, Lions

Playing Experience

- 1990-92: LSU

Education

- Bachelor's degree, LSU, 1993

Hometown

- Magee, Miss.

Family

- Wife: Omeika
- Children: Beau, Jackson, Juliana

(244.1) and scoring defense (11.7), all tops in the SEC. Terrence Cody was a consensus All-American for the second straight season and was a finalist for the Lombardi Award, Nagurski Trophy and Bednarik Award.

In 2008, Alabama was second nationally in rushing defense (74.1), third in total defense (263.5) and seventh in scoring defense (14.3). Cody was named an All-American that year, while Wallace Gilberry was tabbed first-team All-SEC in 2007 while leading the league in tackles for loss and finishing second in sacks.

Davis spent the 2006 season as an assistant defensive line coach and assistant strength & conditioning coach with the Miami Dolphins under Saban.

Before that, Davis was an assistant strength & conditioning coach at LSU under Saban in 2002-04 and then Les Miles in 2005. The Tigers won the 2003 BCS Championship with a win against Oklahoma in the Sugar Bowl and also played in the 2003 Cotton Bowl, 2005 Capital One Bowl and 2005 Peach Bowl. LSU registered a 41-11 record during his time in Baton Rouge.

He began his coaching career an assistant at Galena Park (Texas) North Shore High School in 1998-2001, where he coached 1998 USA Today High School National Defensive Player of the Year, two-time Texas All-American and 13-year NFL defensive lineman Cory Redding.

Davis was a three-year letterman at nose guard at LSU in 1990-92. As a senior, he earned second-team All-SEC honors after recording 66 tackles, including four for loss. He finished his career with 90 career stops, a sack and one fumble recovery.

Following his playing career, Davis was a graduate assistant for three years with the LSU strength & conditioning program. The Tigers appeared in the Independence Bowl in 1995 and 1997 and in the 1996 Peach Bowl during his time on the staff.

Davis earned his bachelor's degree from LSU in 1993.

He and his wife, Omeika, have two sons, Beau and Jackson, and a daughter, Juliana.



**JEFF
KASTL**



**Wide Receivers
Second Season
(Michigan '06)
@CoachJeffKastl**

Jeff Kastl is in his second season as UTSA's wide receivers coach. In his first season with the Roadrunners, he helped lead the team to six wins and the program's first-ever bowl game, the 2016 Gildan New Mexico Bowl. His receivers combined to haul in 150 passes for 2,095 yards and 21 touchdowns, helping the offense set numerous school records, including single-season marks for points (379), touchdowns (49) and passing touchdowns (26) Josh Stewart broke the season standard for receiving yards with 682 (36 receptions) on his way to honorable mention All-Conference USA accolades, while Kerry Thomas Jr. set school records with eight receiving touchdowns on the year and 145 receiving yards against Charlotte.



The Kastl Family: Kate, Hannah, Jeff, Maeve.

THE JEFF KASTL FILE

Coaching Experience

- 2016-present: UTSA, assistant coach/wide receivers
- 2015: LSU, offensive analyst
- 2013-14: Michigan, defensive analyst
- 2012: Auburn, graduate assistant coach
- 2011: Ashland, offensive coordinator/quarterbacks/wide receivers
- 2009-10: Ashland, recruiting coordinator/running backs/tight ends
- 2007-08: Central Michigan, graduate assistant coach

Playing Experience

- 2002-05: Michigan, quarterback

Education

- Bachelor's degree in sports management and communications, Michigan, 2006
- Master's degree in sports management, Michigan, 2009

Hometown

- Clinton Township, Mich.

Family

- Wife: Kate
- Children: Maeve, Hannah

Kastl spent the 2015 season as an offensive analyst at LSU. Working closely with the offensive coordinator and quarterbacks, he helped the Tigers to a 9-3 record that was capped with a 56-27 win against Texas Tech in the Texas Bowl and a No. 16 final ranking.

Kastl was a defensive analyst at Michigan for the 2013 and 2014 seasons. There, he helped the Wolverines to 12 wins and the Buffalo Wild Wings Bowl in 2013.

In 2012, Kastl was a graduate assistant coach at Auburn, where he worked with the quarterbacks and wide receivers.

Kastl also spent three seasons at Ashland, an NCAA Division II program in Ohio. He was the offensive coordinator and tutored the quarterbacks and wide receivers for the 2011 season, helping the Eagles lead the nation in least interceptions thrown. Prior to that, he spent two years serving as the recruiting coordinator and running backs/tight ends coach.

He got his coaching start as a graduate assistant at Central Michigan in 2007, where he spent two seasons with the Chippewas. He helped lead the team to a conference championship in his first year on the staff.

Kastl played quarterback at Michigan in 2002-05, helping the Wolverines to a pair of Big Ten titles during his career. He was the U of M Athletic Academic Achievement Award winner all four years and earned Academic All-Big Ten accolades as a senior.

The Clinton Township, Mich., native earned his bachelor's degree in sports management and communications from Michigan in 2006 and his master's degree in sports management from Michigan in 2009.

He and his wife, Kate, have two daughters, Maeve and Hannah.



**RYAN
PUGH**



**Offensive Line
Second Season
(Auburn '12)
@CoachRyanPugh**

Ryan Pugh is in his second season as UTSA's offensive line coach.

In his first season with the Roadrunners, he helped guide the team to six wins and the program's first-ever bowl game, the 2016 Gildan New Mexico Bowl. His offensive line helped pave the way for an offense that broke numerous school records, piled up 4,881 yards (2,104 rushing/2,777 passing) and scored a program-best 379 points. Offensive tackle Jevonte Domand picked up honorable mention All-Conference USA accolades.

Pugh joins the UTSA staff after spending the 2015 season as a graduate assistant coach at LSU, where he worked on the same staff as Frank Wilson.

In his one season at LSU, Pugh helped the Tigers to a 9-3 campaign that finished with a 56-27 win against Texas Tech in the Texas Bowl and a No. 16 final ranking.

Prior to his time in Baton Rouge, Pugh was a graduate assistant coach at Cincinnati in 2014. He helped the Bearcats to a 9-4 record, including a 7-1 mark in the American Athletic Conference, and a trip to the Military Bowl, and he helped tutor first-team all-conference selections offensive tackle Eric Lefeld and offensive guard Parker Ehlinger.

He spent one season as a graduate assistant coach at Virginia Tech in 2013, helping the Hokies to an 8-5 record and a trip to the Sun Bowl.



Ryan and Cathey Lee Pugh

THE RYAN PUGH FILE

Coaching Experience

- 2016-present: UTSA, assistant coach/offensive line
- 2015: LSU, graduate assistant coach
- 2014: Cincinnati, graduate assistant coach
- 2013: Virginia Tech, graduate assistant coach
- 2012: Auburn, graduate assistant coach

NFL Players Coached

- Vadal Alexander, OG, Raiders
- Tyreek Burwell, OT, Chargers
- Shon Coleman, OT, Browns
- Reese Dismukes, C, Broncos, Panthers, Steelers
- Parker Ehinger, OG, Chiefs
- Laurence Gibson, OT, Texans
- Jerald Hawkins, OT, Steelers
- Andrew Miller, OG, Buccaneers, Saints
- Ethan Pocic, OG, Seahawks
- Greg Robinson, OT, Lions, Rams
- Chad Slade, OG, Texans

Playing Experience

- 2007-10: Auburn, center
- 2011: Carolina Panthers

Education

- Bachelor's degree in building science, Auburn, 2012

Hometown

- Hoover, Ala.

Family

- Wife: Cathey Lee

He got his start in coaching as a graduate assistant at his alma mater in 2012, where he helped coach eventual Rimington Trophy (nation's top center) winner Reese Dismukes and 2014 NFL Draft second overall pick offensive tackle Greg Robinson.

Pugh was a four-year letterwinner at Auburn in 2007-10, where he earned All-America honors and was a finalist for the Rimington Trophy as a senior. A three-time All-SEC selection, he was the starting center for the Tigers' 2010 team that capped a perfect 14-0 season with a 22-19 victory against Oregon in the Bowl Championship Series National Championship Game. He also helped Auburn make trips to the 2007 Chick-fil-A Bowl and the 2009 Outback Bowl. Also a standout in the classroom, Pugh was a four-time SEC Academic All-Conference honoree, a CoSIDA Academic All-District selection and a Lowe's Senior CLASS Award finalist in 2010.

He was signed by the Carolina Panthers as an undrafted free agent in 2011.

A native of Hoover, Ala., he graduated cum laude with his bachelor's degree in building science from Auburn in 2012. He is married to the former Cathey Lee Dalton.



EVERETTE SANDS



**Running Backs
Second Season
(The Citadel '93)
@EveretteSands**

Everette Sands is in his second season as UTSA's running backs coach.

In his first year with the Roadrunners, he helped guide the team to six wins and the program's first-ever bowl game, the 2016 Gildan New Mexico Bowl. His running backs, led by the potent one-two-punch of Jarveon Williams and Jalen Rhodes, combined to produce 2,104 rushing yards and 22 touchdowns, helping the offense set numerous school records in the process. Williams became the program's all-time leading rusher with 2,393 yards after piling up 900 on the ground, including four of his UTSA-best eight 100-yard games, and eight scores as a senior. Rhodes rushed for 827 and a school-record nine TDs in his sophomore campaign.

Sands, who has tutored 1,000-yard backs at four different schools, came to the Alamo City after a four-year stint as the running backs coach at South Carolina under Steve Spurrier.

During Sands' tenure with the Gamecocks from 2012-15, he mentored a pair of future NFL Draft picks in Mike Davis and Marcus Lattimore and recruited five ESPN Top 300 players to the program. He helped South Carolina to three bowls victories, back-to-back 11-win campaigns in 2012-13 and final rankings of No. 6 in 2013 and seventh in 2012.

In Sands' first season in Columbia, the Gamecocks rushed for 19 touchdowns and averaged 139 yards on the ground. Lattimore piled up 835 yards from scrimmage (662 rushing) and 11 scores before sustaining a season-ending knee injury in the ninth game of the season against Tennessee.

In 2013, Davis racked up 1,183 yards on the ground in registering the school's 10th 1,000-yard campaign. He was named second-team All-Southeastern Conference by both The Associated Press and the league's head coaches.

In his third year with the Gamecocks, Davis (982) and Brandon Wilds (570) each rushed for more than 500 yards and combined for 13 rushing touchdowns. Davis fell just 18 yards shy of joining Hesiman Trophy winner George Rogers as the only back in school history to record multiple 1,000-yard seasons.



The Sands Family: Yvette, Sierra, Everett III "Tre," Josiah, Everett.

THE EVERETTE SANDS FILE

Coaching Experience

- 2016-present: UTSA, assistant coach/running backs
- 2012-15: South Carolina, assistant coach/running backs
- 2011: North Carolina State, assistant coach/running backs
- 2005-10: The Citadel, assistant coach/running backs
- 2001-04: Ohio, assistant coach/offensive backs
- 1999-2000: The Citadel, assistant coach/running backs
- 1996-98: Elon, assistant coach
- 1995: Sea Island Academy (S.C.) HS, head coach

NFL Players Coached

- Mike Davis, RB, 49ers
- Marcus Lattimore, RB, 49ers
- Jarveon Williams, RB, Bengals

Playing Experience

- 1989-92: The Citadel, running back

Education

- Bachelor's degree in computer science, The Citadel, 1993

Hometown

- Conway, S.C.

Family

- Wife: Yvette
- Children: Everett III "Tre", Josiah, Sierra

Sands spent the 2011 campaign as the running backs coach at North Carolina State. In his lone season with the Wolfpack, his backs registered four individual 100-yard performances, the first time that had happened since 2007. He also was the program's pro football liaison.

A native of Conway, S.C., Sands served two stints at The Citadel, first from 1999-2000 and again from 2005-10. During his second tenure, he coached three Southern Conference All-Freshman team selections and all-league performer Tory Cooper, who rushed for 1,041 yards and a school record 19 touchdowns in 2007.

Between his stints at The Citadel, Sands coached the offensive backs at Ohio from 2001-04. One of his running backs, Chad Brinker, rushed for 1,099 yards en route to all-conference accolades in 2002.

Sands got into the coaching profession at the high school level in 1995 when he was at Sea Island Academy in Johns Island, S.C. At that time, he was considered to be the youngest head coach in the history of South Carolina high school football.

His first college coaching position came at Elon from 1996-98.

Sands also was an intern with the Carolina Panthers in 2000 and the Seattle Seahawks in 2015, assisting the running backs coach with both franchises.

Sands was a four-time All-Southern Conference running back at The Citadel. He ranks second in school history with 3,926 career rushing yards and 16 100-yard rushing games, third with 3,977 all-purpose yards and fourth with 34 touchdowns and 204 points. He garnered All-America accolades as a junior when he led The Citadel to a conference title and the school's first 11-win season after rushing for 1,449 yards and 12 touchdowns. He served as a team captain in 1993 and was inducted into The Citadel Athletic Hall of Fame in 2004.

Sands earned a bachelor's degree in computer science from The Citadel in 1993.

Sands is married to the former Yvette Newton and the couple has two sons, Everett III "Tre" and Josiah, and one daughter, Sierra.



PATRICK TONEY



Safeties
Second Season
(Southeastern Louisiana '13)
@PToney

Patrick Toney is in his second season as UTSA's defensive backs coach.

In his first year with the Roadrunners, he helped lead the team to six wins and the program's first-ever bowl game, the 2016 Gildan New Mexico Bowl. His safeties teamed up for 282 tackles, 15.5 tackles for loss, four interceptions and 20 pass breakups, helping the defense set several school records. Michael Egwuagu garnered second-team All-Conference USA honors after registering 83 tackles, 7.5 TFLs, seven PBUs, one interception, two forced fumbles, an 82-yard blocked field goal return for a touchdown and a 59-yard fumble return. Jordan Moore posted 49 tackles, broke up three passes and intercepted another en route to honorable mention all-conference accolades.

Toney spent the 2015 season as the secondary coach at Sam Houston State, helping the Bearkats to an 11-4 record and



THE PATRICK TONEY FILE

Coaching Experience

- 2016-present: UTSA, assistant coach/safeties
- 2015: Sam Houston State, assistant coach/defensive backs
- 2014: Southeastern Louisiana, special teams coordinator/safeties
- 2012-13: Southeastern Louisiana, defensive assistant/defensive backs
- 2010-11: La Costa Canyon (Calif.) HS, offensive coordinator/offensive backs
- 2009: Palomar College, assistant coach/wide receivers
- 2008: Fallbrook (Calif.) HS, assistant coach/defensive line

NFL Players Coached

- Robert Alford, CB, Falcons
- Eric Magnuson, OL, 49ers
- Harlan Miller, CB, Cardinals
- Jordan Moore, S, Falcons

Education

- Bachelor's degree in kinesiology, Southeastern Louisiana, 2013

Hometown

- Poway, Calif.

a run to the semifinals of the Football Championship Subdivision (FCS) playoffs. The defense forced 24 turnovers, including 17 interceptions, 13 of which were recorded by his defensive backs. A pair of his cornerbacks — Trenier Orr (first team) and Mikell Everette (second team) — earned All-Southland Conference accolades.

Prior to his tenure at Sam Houston State, Toney spent three seasons at Southeastern Louisiana. He was the safeties coach and special teams coordinator in 2014 after serving as a defensive assistant working with the secondary the previous two seasons. Toney was part of a coaching staff that took a program from a 3-8 record in 2011 to a 20-7 combined mark, a pair of Southland titles and back-to-back FCS playoff appearances in 2013-14.

During his time at Southeastern Louisiana, the Lions ranked first in the FCS in pass efficiency defense, second in interceptions, fifth in red zone defense, seventh in total defense and eighth in scoring defense. His special teams topped the nation in kickoff return average, sixth in blocked kicks and 13th in kickoff return defense.

In his first season with the Lions, he worked with All-America cornerback Robert Alford, who would go on to be the 60th overall pick (second round) in the 2013 NFL Draft by the Atlanta Falcons. Among the other players Toney oversaw during his time with the Lions were all-conference performers Theo Alexander, Harlan Miller, Marice Sutton, Tyler Stoddard and Todd Washington.

Prior to his time at Southeastern Louisiana, Toney spent two seasons as the offensive coordinator and offensive backfield coach at La Costa Canyon (Calif.) High School. The Mavericks posted a 17-7 record and made back-to-back playoff appearances during his tenure.

A native of Poway, Calif., Toney served as wide receivers coach at Palomar (Calif.) College in 2009 and as defensive line coach at Fallbrook (Calif.) High School the year prior.

Toney earned his bachelor's degree in kinesiology from Southeastern Louisiana in 2013.



« MEET THE STAFF »



Kellie Elliott
Deputy AD/SWA/
Football Administrator



Alyssa Esquivel
Video Production
Assistant



Ryan Filo
Head Strength &
Conditioning Coach



Tyler Fondren
Assistant Equipment
Manager



James Gellido
Senior Administrative
Assistant



Amanda Gilpin
Director of Football
Operations



Jerry Greeson
Associate AD/
Athletic Medicine



Rishaw Johnson
Graduate Assistant
(Offense)



Jacob LaFrance
Director of Player
Personnel



Alex Nicasio
Video Coordinator



Lydia Placzek
Assistant AD/
Academic Services



Jon Proto
Administrative
Associate



Spencer Ross
Assistant Strength &
Conditioning Coach



Anthony Scelfo
Graduate Assistant
(Offense)



Micheal Spurlock
Quality Control
(Defense/Special Teams)



Kyle Stephens
Associate AD/Athletics
Communications



Tyson Street
Assistant AD/
Equipment Operations



Will Thomas
Graduate Assistant
(Defense)



Giovanni Vizza
Quality Control
(Offense)



Deron Wilson
Graduate Assistant
(Defense)

Consulting Physicians



Dr. Jaime Garza



Dr. Richard Holcomb



Dr. Hector Lopez



Dr. Timothy Palomera



Dr. David Schmidt



Dr. Richard Steffen

MEET THE PLAYERS



« MEET THE ROADRUNNERS »



David Anzaldua (ann - zal - do - ah) • #73
Offensive Guard • 6-5 • 330 • Jr.-1L
 Edinburg, Texas (North HS)

Sophomore (2016)

Played on special teams in 12 games ... did not appear in the season opener against Alabama State (Sept. 3).

Freshman (2015)

Saw action in the opening four games, primarily on special teams ... came off the bench at #25 Oklahoma State (Sept. 19) ... did not miss an assignment in his seven snaps and recorded one knockdown block in that contest ... redshirted in 2014.

Prior To UTSA

Earned honorable mention All-Class 5A, first-team All-Rio Grande Valley and first-team All-District 30-5A accolades as a senior ... helped the Cougars win 11 games and make a return trip to the third round of the playoffs that season ... helped pave the way for an offense that rushed for more than 2,000 yards ... a second-team all-district pick as a junior and honorable mention All-District 31-5A choice as a sophomore ... saw action on both sides of the ball at the beginning of his career ... coached by Roy Garza ... also played for the baseball, basketball and track & field teams.

Personal

Born June 21, 1996 ... son of Dolores and David Anzaldua ... exercise science major.



Carl Austin III • #25
Safety • 6-1 • 200 • Jr.-2L
 Austin, Texas (St. Stephen's Episcopal HS)

Sophomore (2016)

Saw action in all 13 contests and drew a start at #22 Texas A&M (Nov. 19) ... registered 10 tackles (7 solos/3 assists), including 1.5 for loss, and one pass breakup ... posted a career-high four stops at Louisiana Tech (Nov. 12) ... also had a career-high 1.5 TFLs in the season finale against Charlotte (Nov. 26).

Freshman (2015)

Played in 11 games, primarily on special teams ... missed the Southern Miss (Oct. 17) contest due to injury ... recorded nine tackles (5 solos/4 assists) ... racked up a season-best three stops at UTEP (Oct. 3).

Prior To UTSA

Sat out the 2014 season as a greyshirt but began attending classes at UTSA the following spring ... versatile athlete who played quarterback, wide receiver and defensive back at the prep level ... team captain who was tabbed his team's Most Valuable Player as a senior ... racked up 1,322 all-purpose yards and scored 10 touchdowns and also recorded 66 tackles, four interceptions and two forced fumbles that season ... missed the majority of his junior campaign due to injury ... team's leading receiver and second-leading rusher as a sophomore ... coached by Ed Wolkind ... also played point guard for the basketball team and participated in track & field.

Personal

Born Feb. 2, 1995 ... son of LeeZa Milano and Carl Austin Jr. ... sport, event & tourism management major.

Career Statistics

Year	G/GS	TT (S/A)	TFLs (Yds)	Sacks	FF/FR	INT	PBU	BLK
2016	13/1	10 (7/3)	1.5 (4)	0.0	0/0	0	1	0
2015	11/0	9 (5/4)	0.0 (0)	0.0	0/0	0	0	0
Total	24/1	19 (12/7)	1.5 (4)	0.0	0/0	0	1	0

Career Highs

Tackles: 4, at Louisiana Tech (11/12/16)
 Tackles For Loss: 1.5, vs. Charlotte (11/26/16)



N'Keal Bailey • #24
Safety • 6-0 • 185 • Sr.-2L
 Frisco, Texas (Princeton HS)

Junior (2016)

Saw action in all 13 contests, starting the first four ... racked up 19 tackles (15 solos/4 assists), one TFL and three pass breakups ... registered a career-high four stops against Southern Miss (Oct. 8) and matched that the following week at Rice (Oct. 15) ... broke up a pair of passes against Arizona State (Sept. 16).

Sophomore (2015)

Played in eight games but did not record any statistics.

Freshman (2014)

Saw limited action in three games (at Houston/at Rice/vs. Southern Miss) ... recorded a pass breakup in the season opener at Houston (Aug. 29) ... redshirted in 2013.

Prior To UTSA

Versatile athlete who saw action at cornerback and wide receiver during his prep career ... caught 30 passes for 370 yards (12.3 avg.) and two touchdowns en route to second-team All-District 12-3A laurels as a senior ... added 99 rushing yards and a score on 13 carries, as well as 13 tackles, one sack and an interception that season ... also helped lead team to a 10-2 overall record and a berth in the 2012 UIL Class 3A Division I regional round ... a second-team All-District 11-3A selection at defensive back as a junior ... recorded 37 tackles (18 solos) and three interceptions in 2011 ... also hauled in 37 receptions for 448 yards (12.1 avg.) ... coached by Stacey Dillard ... an academic all-district honoree.

Personal

Born Sept. 24, 1994 ... son of Amy and Richard Bailey ... business major.

Career Statistics

Year	G/GS	TT (S/A)	TFLs (Yds)	Sacks	FF/FR	INT	PBU	BLK
2016	13/4	19 (15/4)	1.0 (4)	0.0	0/0	0	3	0
2015	8/0	0 (0/0)	0.0 (0)	0.0	0/0	0	0	0
2014	3/0	0 (0/0)	0.0 (0)	0.0	0/0	0	1	0
Total	24/4	19 (15/4)	1.0 (4)	0.0	0/0	0	4	0

Career Highs

Tackles: 4 (2x), at Rice (10/15/16)
 Pass Breakups: 2, vs. Arizona State (9/16/16)



Baylen Baker • #99
Defensive Tackle • 6-4 • 285 • So.-1L
 Abilene, Texas (Wylie HS)

Freshman (2016)

Played in all 13 games and drew starts in the opening six tilts ... recorded 19 tackles (7 solos/12 assists), including 3.5 TFLs and one sack ... accumulated career bests of five stops and 1.5 TFLs at #22 Texas A&M (Nov. 19) ... redshirted in 2015.

Prior To UTSA

Played defensive end and tight end at the prep level ... named to the 2014 *Dave Campbell's Texas Football* Top 300 list ... an honorable mention all-state selection and tabbed the District 3-4A Division I Defensive Player of the



Year as a senior ... hauled in 11 passes for 160 yards (14.5 avg.) and a pair of touchdowns that fall ... earned first-team All-District 4-3A accolades at both defensive end and tight end as a junior ... racked up 53 tackles and five sacks and caught 12 passes for 171 yards (14.2 avg.) and three scores that year ... a second-team all-district defensive end as a sophomore ... helped lead team to a 12-1 record that season ... coached by Hugh Sandifer.

Personal

Born April 25, 1997 ... son of DeeDee and James Baker ... pre-business major.

Career Statistics

Year	G/GS	TT (S/A)	TFLs (Yds)	Sacks	FF/FR	INT	PBU	BLK
2016	13/6	19 (7/12)	3.5 (14)	1.0	0/0	0	1	0
Total	13/6	19 (7/12)	3.5 (14)	1.0	0/0	0	1	0

Career Highs

Tackles: 5, at #22 Texas A&M (11/19/16)
Tackles For Loss: 1.5, at #22 Texas A&M (11/19/16)

a perfect 16-0 record and the UIL Class 5A Division I Championship as a junior ... coached by Ricky Tullos.



La'Kel (la - kel) Bass • #31
Linebacker • 6-1 • 230 • Sr.-1L
St. Louis, Mo. (Christian Brothers HS/New Mexico Military Institute/Hutchinson [Kan.] CC)

· Tied UTSA's single-season record for TFLs in 2016 (11.0)

Junior (2016)

Played in all 13 games, starting 12 ... tied the program's single-season record with 11 tackles for loss and ranked second on the squad with 87 tackles (33 solos/54 assists) and five sacks ... also had three QB hurries, two fumble recoveries and a forced fumble ... had a season-best 12 stops at Rice (Oct. 15) and added a team-high nine tackles and two sacks at Middle Tennessee (Nov. 5) ... also had nine stops at New Mexico in the Gildan New Mexico Bowl (Dec. 17) ... led the team in tackles in four consecutive games from Oct. 15-Nov. 5 (at Rice/vs. UTEP/vs. North Texas/at Middle Tennessee) ... redshirted in 2015.

Prior To UTSA

Junior college transfer began attending classes at UTSA in Spring 2015 ... saw action in 22 games the last two seasons ... appeared in all 12 contests as a sophomore and recorded a team-leading 101 tackles, including 9.5 behind the line of scrimmage, four interceptions and three fumble recoveries en route to honorable mention All-Jayhawk Conference accolades ... also had seven pass breakups, one sack and a forced fumble, as the Blue Dragons finished with an 11-1 overall record and No. 4 national ranking, the highest in program history ... accumulated 68 tackles, three TFLs and a pair of sacks in 10 games of action as a freshman in 2013 ... coached by Rion Rhoades.

Personal

Born June 19, 1994 ... son of Neteshia Bass ... multidisciplinary studies major

Career Statistics

Year	G/GS	TT (S/A)	TFLs (Yds)	Sacks	FF/FR	INT	PBU	BLK
2016	13/12	87 (33/54)	11.0 (47)	5.0	1/2	0	1	0
Total	13/12	87 (33/54)	11.0 (47)	5.0	1/2	0	1	0

Career Highs

Tackles: 12, at Rice (10/15/16)
Tackles For Loss: 2 (2x), at Middle Tennessee (11/5/16)
Sacks: 2, at Middle Tennessee (11/5/16)



Matt Bayliss • #49
Deep Snapper • 6-6 • 235 • Sr.-2L
Tulsa, Okla. (Holland Hall HS)

· 2017 preseason All-Conference USA (league's coaches)
· 2016 honorable mention All-Conference USA
· Tallest deep snapper in the Football Bowl Subdivision

Junior (2016)

Earned honorable mention All-Conference USA accolades ... handled every one of the team's deep snaps in all 13 games ... did not have one errant snap in 131 attempts (69 punts/45 PATs/17 FGs) ... registered four special teams tackles and a fumble recovery ... the squad's kickers connected on 43 PATs and 12 field goals, while punter Yannis Routsas averaged 42 yards per punt with 11 traveling at least 50 yards, 22 resulting in fair catches and 17 landing inside the 20-yard line.

— continued —



Eric Banks • #90
Defensive End • 6-5 • 240 • So.-1L
Memphis, Tenn. (East HS)

Freshman (2016)

Saw action in all 13 games on both defense and special teams during his inaugural campaign ... registered 12 tackles (9 solos/3 assists), 3.5 TFLs, two sacks, a pair of QB hurries and one forced fumble ... posted a career-high four stops against North Texas (Oct. 29) ... forced a fumble on the opening kickoff of the season opener against Alabama State (Sept. 3).

Prior To UTSA

Played quarterback and defensive line at the prep level ... earned first-team All-Region 8-4A honors at quarterback and was a second-team all-region pick at defensive end as a senior ... completed 73-of-126 passes for 1,199 yards and 10 touchdowns ... added seven more scores on the ground as a senior as the team won 12 games and the District 8-4A Championship ... connected on 65-of-136 throws for 930 yards and six scores and also rushed for six more TDs as a junior ... high school teammate of fellow UTSA sophomore Teddrick McGhee ... coached by Marcus Wimberly ... also a member of the basketball team and helped lead the squad to the state tournament as a junior.

Personal

Born Jan. 30, 1998 ... son of Vanessa Banks and Cory Hart ... pre-business major.

Career Statistics

Year	G/GS	TT (S/A)	TFLs (Yds)	Sacks	FF/FR	INT	PBU	BLK
2016	13/0	12 (9/3)	3.5 (28)	2.0	1/0	0	0	0
Total	13/0	12 (9/3)	3.5 (28)	2.0	1/0	0	0	0

Career High

Tackles: 4, vs. North Texas (10/22/16)



Samuel Barnes • #8
Cornerback • 6-1 • 190 • Fr.-HS
Richmond, Texas (George Ranch HS)

Prior To UTSA

Began prep career at wide receiver but made the move to cornerback as a senior ... earned first-team All-District 23-6A accolades that season ... helped lead the team to



« MEET THE ROADRUNNERS »

Matt Bayliss (continued)

Sophomore (2015)

Served as the squad's deep snapper in all 12 contests ... registered tackles against Kansas State (Sept. 12) and at North Texas (Oct. 31).

Freshman (2014)

Saw action in the final four games of the season (at Rice/vs. Southern Miss/ at Western Kentucky/vs. North Texas) ... recorded a special teams tackle in the season finale against North Texas (Nov. 29) ... his snaps helped Kristian Stern average more than 40 yards per boot and the squad's place-kickers connected on all four field goal attempts and 6-of-7 PATs ... redshirted in 2013.

Prior To UTSA

Played offensive tackle and deep snapper at the prep level ... also a member of the basketball team.

Personal

Born April 26, 1995 ... son of Jan and Rusty Bayliss ... geology major.



Stefan (stef - on) Beard • #65
Offensive Guard • 6-3 • 310 • Sr.-1L
Chicago, Ill. (Austin [Texas] Westlake HS/
Navarro [Texas] JC)

Junior (2016)

Started the last 11 games of the season after missing the first two due to injury ... blocked for an offense that averaged 29.2 points, 161.8 rushing yards and 213.6 passing yards per contest ... team featured a pair of 800-yard rushers who combined to score 17 touchdowns.

Prior To UTSA

Played in all 11 games last season for head coach Cody Crill ... helped pave the way for an offense that averaged 43.5 points and 513.6 total yards (328.8 pass/184.8 rush) as a sophomore ... saw action in 10 contests as a true freshman for head coach Brian Mayer ... offense scored 52.8 points and racked up 612.3 yards (335.1 rush/277.2 pass) per outing that fall ... selected to play on the 2014 USA Football Under-19 national team ... attended Austin (Texas) Westlake High School in 2013 after moving from his hometown of Chicago, Ill., but did not play.

Personal

Born May 7, 1995 ... son of Clarissa Washington ... multidisciplinary studies major.



Joshua Booker-Brown • #41
Linebacker • 6-2 • 220 • Fr.-HS
Spring, Texas (Westfield HS)

Prior To UTSA

Earned first-team All-District 16-6A accolades as a senior ... helped team win 10 games as a senior, including a perfect 7-0 mark in district play, and a berth in the UIL Class 6A Division II quarterfinals ... coached by Matt Meekins.

Personal

Undeclared major.



Greg Campbell Jr. • #10
Wide Receiver • 6-1 • 190 • Jr.-SQ
Humble, Texas (Atascocita HS)

Sophomore (2016)

Played in four games and registered four receptions for 33 yards ... also hauled in a two-point conversion and recorded a special teams tackle in the season opener against Alabama State (Sept. 3) ... had a career-high three catches for 29 yards, including a 19-yarder, at Colorado State (Sept. 10).

Freshman (2015)

Saw action in four games ... caught one pass for three yards at #25 Oklahoma State (Sept. 19)... redshirted in 2014.

Prior To UTSA

Versatile athlete who made a successful transition from receiver to quarterback as a senior ... named the District 13-5A Player of the Year after leading the Eagles to 10 victories and their first playoff berth in four seasons ... completed 190-of-300 passes for 2,570 yards and 26 touchdowns and added 1,470 rushing yards and 17 more scores on 200 carries ... also earned 2013 second-team All-Greater Houston accolades ... a first-team all-district receiver as a junior after catching 68 passes ... also saw time at defensive back during his prep career ... coached by Craig Stump ... an academic all-district selection.

Personal

Born Sept. 21, 1996 ... son of Niyoka and Greg Campbell Sr. ... physical education major.

Career Statistics

Year	G/GS	Rec-Yds	Avg.	TD	Long	Rush-Yds	Avg.	TD	Long
2016	4/0	4-33	8.2	0	19	0-0	—	0	—
2015	4/0	1-3	3.0	0	3	1-(-6)	(-6.0)	0	—
Total	8/0	5-36	7.2	0	19	1-(-6)	(-6.0)	0	—

Career Highs

Receptions: 3, at Colorado State (9/10/16)
Receiving Yards: 29, at Colorado State (9/10/16)



Jarrod Carter-McLin • #91
Defensive End • 6-2 • 255 • So.-1L
Carthage, Texas (Carthage HS)

Freshman (2016)

Saw action in 12 games after missing the season opener against Alabama State (Sept. 3) ... registered four tackles (1 solo/3 assists) and a pass breakup ... also caught a 30-yard pass against UTEP (Oct. 22) on UTSA's first fake field goal attempt in program history.

Prior To UTSA

Played both defensive end and tight end ... shared District 9-4A Division I Defensive Most Valuable Player accolades and also was a first-team All-East Texas selection as a senior ... registered 120 tackles, including 20 TFLs and four sacks, 34 quarterback pressures and eight pass breakups for a 14-win team that season ... also an honorable mention all-area pick at tight end ... posted 80 tackles and five sacks as a junior en route to first-team all-district honors on both sides of the line of scrimmage ... added another 75 stops and 10 sacks as a sophomore and helped lead the squad to 15 victories and the UIL Class 4A Division I State Championship ... coached by Scott Surratt.



Personal

Born Oct. 23, 1997 ... son of Tammie Carter and Emmit McLin ... pre-business major.

Career Statistics

Year	G/GS	TT (S/A)	TFLs (Yds)	Sacks	FF/FR	INT	PBU	BLK
2016	12/0	4 (1/3)	0.0 (0)	0.0	0/0	0	1	0
Total	12/0	4 (1/3)	0.0 (0)	0.0	0/0	0	1	0

Career High

Tackles: 3, at Old Dominion (9/24/16)



Dannon Cavil (cah - vill) • #82
Wide Receiver • 6-4 • 225 • Sr.-SQ
San Antonio, Texas (Madison HS/Oklahoma)

Junior (2016)

Saw limited action off the bench and on special teams in five games after missing the opening four tilts due to injury ... did not record any statistics ... sat out the 2015 season

after transferring from Oklahoma.

Prior To UTSA

Transfer from Oklahoma began attending classes at UTSA in Spring 2015 ... did not play in 2014 for the Sooners after redshirting as a freshman in 2013 ... recorded 33 catches for 720 yards (21.8 avg.) and seven TDs as a prep senior ... missed all but one game in 2011 because of a hamstring injury ... caught 21 passes for 425 yards and five TDs as a sophomore at Lake Travis HS in 2010 and helped the squad win the Class 4A Division I State Championship.

Personal

Born Nov. 30, 1994 ... son of Donna and Michael Cavil ... graduated this summer with a degree in multidisciplinary studies.



Tyrell Clay • #22
Running Back • 5-9 • 210 • Sr.-2L
Corpus Christi, Texas (Miller HS)

Junior (2016)

Appeared in 12 games, primarily on special teams ... did not play at Colorado State (Sept. 10) ... rushed 13 times for 41 yards and caught a 9-yard pass ... also had two

special teams tackles at Middle Tennessee (Nov. 5) ... had a season-high 25 rushing yards on seven carries against the Blue Raiders.

Sophomore (2015)

Played in 11 contests, including starting the season finale against Middle Tennessee (Nov. 28) ... did not play at UTEP (Oct. 3) due to injury ... rushed for 196 yards (4.6 avg.) and three touchdowns on 42 carries and caught two passes for 10 yards ... also completed a 31-yard pass against Old Dominion (Nov. 7) ... had a career day against Middle Tennessee, rushing 14 times for 71 yards, including a career-best 31-yarder ... reached paydirt two times against Old Dominion and once at North Texas (Oct. 31).

Freshman (2014)

Appeared in two games off the bench ... saw action in the season opener at Houston (Aug. 29) and at Western Kentucky (Nov. 22) ... carried the ball three times for five yards against the Hilltoppers ... redshirted in 2013.

Prior To UTSA

Played quarterback at the prep level ... earned 2012 District 31-4A

Outstanding Offensive Back accolades as a senior ... named the 2011 District 31-3A Offensive Player of the Year despite playing just five games as a junior ... racked up a combined 1,431 yards (857 pass/574 rush) and 17 TDs (10 rush/7 pass) in 2010 ... coached by Remy Rodriguez ... earned academic all-district honors.

Personal

Born Jan. 20, 1995... son of Marcinell Lewis and Tyrone Clay ... multidisciplinary studies major.

Career Statistics

Year	G/GS	Rush-Yds	Avg.	TD	Long	Rec-Yds	Avg.	TD	Long
2016	12/0	13-41	3.2	0	10	1-9	9.0	0	9
2015	11/1	42-196	4.6	3	31	2-10	5.0	0	31
2014	2/0	3-5	1.7	0	5	0-0	0.0	0	0
Total	25/1	58-242	4.2	3	36	3-19	6.3	0	31

Career Highs

Rushing Attempts: 14, vs. Middle Tennessee (11/28/15)

Rushing Yards: 71, vs. Middle Tennessee (11/28/15)

Rushing TDs: 2, vs. Old Dominion (11/7/15)

Receiving Yards: 9 (2x), last at Louisiana Tech (11/12/16)



Marcos (mar - cose) Curry • #9
Linebacker • 6-0 • 220 • Sr.-3L
Round Rock, Texas (Stony Point HS)

Junior (2016)

Played in all 13 games and drew a start at Old Dominion (Sept. 24) ... recorded 30 tackles (13 solos/17 assists), two TFLs and a forced fumble ... had a season-high five

stops at Colorado State (Sept. 10) and again the following week against Arizona State (Sept. 16).

Sophomore (2015)

Started all 12 contests ... ranked fourth on the team with 74 tackles (40 solos/34 assists), including 4.5 behind the line of scrimmage ... added a pair of sacks, three QB hurries and two pass breakups ... also forced a fumble at North Texas (Oct. 31) and recovered a fumble against Rice (Nov. 21) ... racked up a career-high nine stops in the season opener at #22 Arizona (Sept. 3) ... had seven tackles and 1.5 sacks at #25 Oklahoma State (Sept. 19) ... had three other seven-stop performances.

Freshman (2014)

Played in 10 games and drew a start against Southern Miss (Nov. 13) ... racked up 16 tackles (4 solos/12 assists) ... posted a career-best seven stops in his start against the Golden Eagles ... redshirted in 2013.

Prior To UTSA

A three-time first-team All-District 16-5A selection ... tallied 84 tackles, including four for loss and a sack, two fumble recoveries and a forced fumble during his senior season ... named to the *Austin American-Statesman's* All-Central Texas team and also was the District 16-5A Defensive Most Valuable Player as a junior after registering 122 tackles ... helped lead team to a 14-1 record and a spot in the 2010 UIL Class 5A Division I state semifinals as a sophomore ... racked up 136 stops on his way to all-district laurels that season ... coached by Craig Chessher.

— continued —



« MEET THE ROADRUNNERS »

Marcos Curry (continued)

Personal

Born Aug. 5, 1994 ... son of Tangela Scroggins ... business major.

Career Statistics

Year	G/GS	TT (S/A)	TFLs (Yds)	Sacks	FF/FR	INT	PBU	BLK
2016	13/1	30 (13/17)	2.0 (4)	0.0	1/0	0	0	0
2015	12/12	74 (40/34)	4.5 (9)	2.0	1/1	0	2	0
2014	10/1	16 (4/12)	0.0 (0)	0.0	0/0	0	0	0
Total	35/14	120 (57/63)	6.5 (13)	2.0	2/1	0	2	0

Career Highs

Tackles: 9, at #22 Arizona (9/3/15)

Tackles For Loss: 2.0, at Old Dominion (9/24/16)

Sacks: 1.5, at #25 Oklahoma State (9/19/15)



B.J. Daniels • #33
Running Back • 6-2 • 205 • Fr.-HS
Melbourne, Fla. (Palm Bay HS)

Prior To UTSA

Played both running back and safety at the prep level ... earned honorable mention all-state and first-team all-region and all-conference honors as a senior ... helped lead the team to a 10-1 overall record and the Class 5A District 14 Championship with a perfect 5-0 mark that season ... coached by Dan Burke.



Reed Darragh (dare - uh) • #74
Offensive Guard/Tackle • 6-4 • 290 • Sr.-3L
Buda, Texas (Hays HS)

Junior (2016)

Played in all 12 contests, starting four ... also saw action on special teams ... blocked for an offense that averaged 29.2 points, 161.8 rushing yards and 213.6 passing yards per contest ... team featured a pair of 800-yard rushers who combined to score 17 touchdowns.

Sophomore (2015)

Started all 12 games ... recorded 46 knockdown blocks, including a career-high seven in the season opener at #22 Arizona (Sept. 3) and later against Old Dominion (Nov. 7) ... graded out at 93 percent in his team-leading 862 snaps ... helped pave the way for UTSA's first 1,000 yard rusher (Jarveon Williams/1,042 yards).

Freshman (2014)

Saw action in the first 11 games of the year, primarily on special teams ... did not play in the season finale against North Texas (Nov. 29) due to injury ... did not miss an assignment in his seven snaps of action ... redshirted in 2013.

Prior To UTSA

Saw action at tight end before making the move to the interior line prior to his junior campaign ... earned first-team Class 4A all-state and first-team All-Central Texas (*Austin American-Statesman*) honors and was the District 27-4A Most Valuable Lineman as a senior ... recorded 114 pancake blocks, did not allow a sack and helped lead the offense to 38 points and 437 total yards per game that season ... an all-district choice his final two seasons ... coached by Blake Feldt.

Personal

Born Feb. 7, 1995 ... son of Raena and Jared LaFont ... graduated last December with a degree in psychology and currently is taking graduate courses in education-curriculum & instruction.



Marcus Davenport • #93
Defensive End • 6-7 • 245 • Sr.-3L
San Antonio, Texas (Stevens HS)

· 2017 preseason first-team All-Conference USA (league's coaches/Athlon Sports)

· 2017 Wuerffel Trophy preseason watch list (community service)

· 2016 second-team All-Conference USA

· 2015 honorable mention All-Conference USA

· Second on UTSA's career tackles for loss and sacks charts (20.5/13.5) and third on the single-season lists (10.0/6.5 both in 2016)

Junior (2016)

Named second-team All-Conference USA ... played in all 13 games (12 starts) ... led the squad's defensive linemen with 68 tackles (31 solos/37 assists), including 10 for loss, and also had team-leading marks of 6.5 sacks and a program-record eight QB hurries ... finished the season strong by posting 38 stops, seven TFLs and 4.5 sacks in the final six outings ... racked up a career-high 11 tackles at #22 Texas A&M (Nov. 19) and also added 1.5 TFLs, one sack and a fumble recovery against the Aggies ... had seven stops, including two sacks, at Louisiana Tech (Nov. 12) and also recorded a pair of sacks in the season opener against Alabama State (Sept. 3).

Sophomore (2015)

Earned honorable mention All-Conference USA accolades ... started 11 contests but did not play against Colorado State (Sept. 26) due to injury ... recorded 49 tackles (30 solos/19 assists) ... ranked second on the team with 7.5 TFLs and four sacks ... also racked up four QB hurries, three pass breakups and a pair of forced fumbles ... had a career day against Rice (Nov. 21) with 10 stops, three TFLs and two sacks ... posted six stops and a sack at Charlotte (Nov. 14) and added five tackles and one sack in the season opener against #22 Arizona (Sept. 3) ... also accumulated five tackles, including 1.5 behind the line of scrimmage, against Louisiana Tech (Oct. 10).

Freshman (2014)

Saw action in the opening 11 games of the campaign but missed the season finale against North Texas (Nov. 29) due to injury ... registered 14 tackles, three of which went for loss as sacks ... top outing came at Rice (Oct. 8) when he racked up a career-high six stops, including a sack ... opened his career at Houston (Aug. 29) with a pair of tackles and a sack ... added another sack at Florida Atlantic (Sept. 27).

Prior To UTSA

A first-team All-District 27-5A performer who recorded 73 tackles, including 10 for loss, six sacks and a half dozen pass breakups as a senior ... earned second-team all-district honors as a junior after racking up 42 stops ... coached by Darryl Hemphill ... also an area qualifier in the 1,600m relay and shot put along with playing for the basketball team.

Personal

Born Sept. 4, 1996 ... son of Ronnetta and Ron Davenport ... multidisciplinary studies major.

Career Statistics

Year	G/GS	TT (S/A)	TFLs (Yds)	Sacks	FF/FR	INT	PBU	BLK
2016	13/12	68 (31/37)	10.0 (29)	6.5	1/1	0	1	0
2015	11/11	49 (30/19)	7.5 (24)	4.0	2/0	0	3	0
2014	11/0	14 (6/8)	3.0 (20)	3.0	0/0	0	0	0
Total	35/23	131 (67/64)	20.5 (73)	13.5	3/1	0	4	0

Career Highs

Tackles: 11, at #22 Texas A&M (11/19/16)

Tackles For Loss: 3, vs. Rice (11/21/15)

Sacks: 2 (3x), last at Louisiana Tech (11/12/16)

QB Hurries: 3, vs. Southern Miss (10/8/16)



Devron Davis • #1
Cornerback • 6-0 • 210 • Sr.-1L
Stockton, Calif. (Franklin HS/Merced [Calif.] JC)

Junior (2016)

Played in all 13 games with starts in the final three contests ... posted 26 tackles (18 solos/8 assists), two TFLs, one interception and six pass breakups ... racked up a season-best six stops, one TFL and a pair of PBUs at #22 Texas A&M (Nov. 19) ... had five tackles and a pass breakup against Arizona State (Sept. 16).

Prior To UTSA

Earned 2015 All-California Region II and first-team All-Golden Coast League accolades as a sophomore for head coach Bob Casey ... posted 41 tackles, four interceptions, 11 pass breakups, two forced fumbles and two fumble recoveries that season ... registered 33 stops, including 2.5 for loss, three interceptions and a fumble recovery as a freshman in 2014 ... returned one of his picks 30 yards for a touchdown and also averaged 14.3 yards on 12 punt returns ... a first-team all-conference performer as a prep senior ... excelled in all three phases of the game as a high school senior ... had 33 tackles, two INTs and a forced fumble to go along with 300 rushing yards and four touchdowns on just 10 carries and eight catches for more than 300 yards and another four scores.

Personal

Born Dec. 22, 1996 ... son of Benita Robinson and Faion Davis ... multidisciplinary studies major.

Career Statistics

Year	G/GS	TT (S/A)	TFLs (Yds)	Sacks	FF/FR	INT	PBU	BLK
2016	13/3	26 (18/8)	2.0 (4)	0.0	0/0	1	6	0
Total	13/3	26 (18/8)	2.0 (4)	0.0	0/0	1	6	0

Career Highs

Tackles: 6, at #22 Texas A&M (11/19/16)
 Pass Breakups: 2, at #22 Texas A&M (11/19/16)



Kevin Davis • #61
Offensive Lineman • 6-3 • 290 • Fr.-HS
Angleton, Texas (Angleton HS)

Prior To UTSA

Saw action at right tackle during his prep career ... a two-year starter who was a first-team All-District 27-5A selection as a senior ... helped lead the squad to nine victories that season ... coached by Ryan Roark ... also a member of the basketball team.

Josh Dunlop • #64
Offensive Tackle • 6-7 • 300 • So.-TR
Zionsville, Ind. (Zionsville Community HS/Dodge City [Kan.] CC)

Prior To UTSA

Began attending classes at UTSA during the Spring 2017 semester ... started as a redshirt freshman last fall at the junior college level for head coach Gary Thomas ... helped the offense average 28.4 points, 120.2 rushing yards and 168.3 passing yards per game after sitting out the 2015 campaign as a redshirt.

Personal

Pre-communication major.



Josh Dunlop • #64
Offensive Tackle • 6-7 • 300 • So.-TR
Zionsville, Ind. (Zionsville Community HS/Dodge City [Kan.] CC)

Prior To UTSA

Began attending classes at UTSA during the Spring 2017 semester ... started as a redshirt freshman last fall at the junior college level for head coach Gary Thomas ... helped the offense average 28.4 points, 120.2 rushing yards and 168.3 passing yards per game after sitting out the 2015 campaign as a redshirt.

Personal

Pre-communication major.



Stanley Dye Jr. • #30
Cornerback • 5-9 • 175 • Jr.-1L
Orange Park, Fla. (Ridgeview HS)

Sophomore (2016)

Appeared in three games on special teams ... recorded a tackle against UTEP (Oct. 22).

Freshman (2015)

Played in all 12 games ... registered 20 tackles (11 solos/9 assists) ... also recovered a fumble at Southern Miss (Oct. 17) ... had a season-high three tackles in the opener at #22 Arizona (Sept. 3) and matched that total the following week against Kansas State (Sept. 12) ... appeared in the 2014 season opener at Houston (Aug. 29) and accumulated four tackles (1 solo/3 assists) and a pass breakup but an injury the next week in practice sidelined him for the remainder of the season ... awarded a medical redshirt.

Prior To UTSA

Team captain who played receiver and free safety during his prep career and scored 19 total touchdowns his final two seasons ... a second-team All-Class 5A and All-First Coast (*Florida Times-Union*) and first-team all-district and All-North Atlantic Conference selection as a senior ... caught 25 passes for 574 yards and eight touchdowns and also picked off three passes that season ... coached by Tom McPherson ... also a three-time regional qualifier in track & field who set the school's 100-meter dash record ... an honor roll student.

Personal

Born April 15, 1996 ... son of Theresa and Stanley Dye ... business major.

Career Statistics

Year	G/GS	TT (S/A)	TFLs (Yds)	Sacks	FF/FR	INT	PBU	BLK
2016	3/0	1 (1/0)	0.0 (0)	0.0	0/0	0	0	0
2015	12/0	20 (11/9)	0.5 (1)	0.0	0/1	0	0	0
2014	1/0	4 (1/3)	0.0 (0)	0.0	0/0	0	1	0
Total	16/0	25 (13/12)	0.5 (1)	0.0	0/1	0	1	0

Career High

Tackles: 4, at Houston (8/29/14)



« MEET THE ROADRUNNERS »

Alin (allen) Edouard (edward) • #12
Quarterback • 6-3 • 190 • So.-TR
Hialeah, Fla. (Hialeah HS/Independence [Kan.] CC)

Prior To UTSA

Junior college transfer who played in nine games last season ... completed 15 of 33 passes for 202 yards with two touchdowns and three interceptions ... also carried the ball 13 times for 23 yards ... as a prep senior, he threw for 1,398 yards and 11 touchdowns while leading the Thoroughbreds to the District 13-8A playoffs ... rushed for 432 yards, averaging 5.4 yards per carry.

Personal

Undeclared major.



Victor Falcon (fal - cone) • #57
Punter/Place-Kicker • 5-10 • 205 • Jr.-1L
Comfort, Texas (Comfort HS)

Sophomore (2016)

Handled the squad's PAT/FG duties the last 12 games ... was a perfect 43-of-43 on PATs and 12-of-17 on field goals, including a long of 45 yards against Southern Miss (Oct. 8) ... matched a program record with seven PATs against the Golden Eagles ... booted two field goals in four outings (vs. Southern Miss/vs. UTEP/vs. Charlotte/vs. New Mexico) ... awarded a Conference USA Academic Medal (3.75 GPA).

Freshman (2015)

Saw action in four games ... connected on both his extra-point attempts at Charlotte (Nov. 14) and missed his lone field goal try, which was a 52-yarder at the end of regulation ... also kicked off 15 times, nine of which resulted in touchbacks.

Prior To UTSA

Four-year letterwinner at the prep level ... earned all-district honors at both place-kicker and punter ... also played basketball and soccer.

Personal

Born Oct. 10, 1996 ... son of Hilda and Adan Falcon ... construction management major.

Career Statistics

Year	G	PATs	Pct.	FGs	Pct.	Long	Pts	KO	TB
2016	12	43-43	100.0	12-17	70.6	45	79	0	0
2015	4	2-2	100.0	0-1	0.0	—	2	15	9
Total	16	45-45	100.0	12-18	66.7	45	81	15	9

Career Highs

Points: 13, vs. Southern Miss (10/8/16)
Extra Points: 7, vs. Southern Miss (10/8/16) ^
Field Goals: 2, last vs. Charlotte (11/26/16)
Touchbacks: 4, vs. Old Dominion (11/7/15)
^ UTSA record



Robert Fuentes • #97
Defensive End • 6-4 • 205 • Fr.-HS
San Antonio, Texas (Southwest HS)

Prior To UTSA

Played both defensive end and wide receiver at the prep level ... earned first-team All-District 29-6A honors as a

senior after helping lead the squad to eight wins ... a first-team All-District 28-6A honoree as a junior after recording 76 tackles, including 10 for loss and seven sacks, and a forced fumble ... coached by Matt Elliott ... also a member of the basketball team.



Nate Gaines • #11
Safety • 6-2 • 220 • Sr.-3L
Mesquite, Texas (Poteet HS)

• 2017 preseason second-team All-Conference USA (Athlon Sports)

Junior (2016)

Started all 13 contests ... registered a team-leading eight pass breakups and ranked fourth on the club with 80 tackles (47 solos/33 assists), including 3.5 for loss ... also had an interception and forced one fumble ... notched a season-high 10 stops, two pass breakups and forced a fumble against Southern Miss (Oct. 8) ... added 10 tackles at #22 Texas A&M ... recorded nine stops at Colorado State (Sept. 10) and again against UTEP (Oct. 22) ... picked off a pass against Arizona State (Sept. 16).

Sophomore (2015)

Started 10 games ... missed the Southern Miss (Oct. 17) and North Texas (Oct. 31) road tilts due to injury ... second on the squad with three interceptions and ranked third with 76 tackles (48 solos/28 assists) and nine pass breakups ... picked off a pair of passes at UTEP (Oct. 3) and added another INT at Charlotte (Nov. 14) ... also recovered a fumble at #25 Oklahoma State (Sept. 19) ... had a career-high 12 stops against Louisiana Tech (Oct. 10) ... added 11 tackles against Colorado State (Sept. 26) and another 10 in the season finale against Middle Tennessee (Nov. 28) ... had a career-best four pass breakups at UTEP.

Freshman (2014)

Saw action in 10 games, mostly on special teams ... lone tackle of campaign came in the season finale against North Texas (Nov. 29).

Prior To UTSA

Two-way player who saw action at both safety and receiver at the prep level ... earned first-team All-District 10-4A honors his final two seasons ... helped lead the team to 23 victories during his final two campaigns ... registered 73 tackles and a sack to go along with five interceptions and a team-high 13 pass breakups as a senior, as the Pirates won 12 games and advanced to the regional final for the third time in four years ... recorded 48 stops and nine interceptions and added 51 receptions for 918 yards and nine touchdowns as a junior, as the squad won 11 contests and advanced to the regional final ... coached by Kody Groves ... an honorable mention academic all-state selection as a senior ... also played for the basketball team.

Personal

Born Sept. 22, 1995 ... son of Jayneen and Raffaele Gaines ... multidisciplinary studies major.

Career Statistics

Year	G/GS	TT (S/A)	TFLs (Yds)	Sacks	FF/FR	INT	PBU	BLK
2016	13/13	80 (47/33)	3.5 (4)	0.0	1/0	1	8	0
2015	10/10	76 (48/28)	0.5 (0)	0.0	0/1	3	6	0
2014	10/0	1 (1/0)	0.0 (0)	0.0	0/0	0	0	0
Total	33/23	157 (96/61)	4.0 (4)	0.0	1/1	4	14	0

Career Highs

Tackles: 12, vs. Louisiana Tech (10/10/15)
Interceptions: 2, at UTEP (10/3/15)
Pass Breakups: 4, at UTEP (10/3/15)



Jack Giblin • #48
Tight End • 6-3 • 230 • Fr.-RS
Port Neches (nay - chez), Texas (Port Neches-Groves HS)

Freshman (2016)
 Redshirted.

Prior To UTSA

Played wide receiver at the prep level ... earned first-team all-area, All-District 22-5A and academic all-state honors as a senior ... helped lead his team to nine wins while recording 840 receiving yards and 11 touchdowns in 2015 ... caught 17 passes for 315 yards and three scores as a junior ... coached by Brandon Faircloth.

Prior To UTSA

Born Nov. 11, 1997 ... son of Aaryn and Mike Giblin ... pre-engineering major.



Darryl Godfrey • #23
Safety • 6-0 • 195 • Jr.-2L
San Antonio, Texas (O'Connor HS)

Sophomore (2016)

Appeared in all 13 contests, primarily on special teams ... registered seven tackles (4 solos/3 assists), one TFL and a QB hurry ... recorded a season-high two stops against North Texas (Oct. 29) ... also caught a 9-yard pass on a fake punt at Louisiana Tech (Nov. 12).

Freshman (2015)

Saw action in 10 games ... did not play in the season opener at #22 Arizona (Sept. 3) and at Southern Miss (Oct. 17) ... posted 15 tackles (9 solos/6 assists), broke up one pass and forced a fumble at UTEP (Oct. 3) to go along with three stops ... had a career-high seven tackles against Colorado State (Sept. 26).

Prior To UTSA

Earned first-team all-area honors from the *San Antonio Express-News* as a senior ... recorded 51 tackles, five interceptions and three defensive touchdowns and also had 16 catches for 247 yards (15.4 avg.) and another three scores that season ... made a successful switch to defensive back as a junior ... registered 55 tackles and three interceptions that year ... coached by David Malesky.

Personal

Born Feb. 25, 1997 ... son of Angela Godfrey ... multidisciplinary studies major.

Career Statistics

Year	G/GS	TT (S/A)	TFLs (Yds)	Sacks	FF/FR	INT	PBU	BLK
2016	13/0	7 (4/3)	1.0 (5)	0.0	0/0	0	0	0
2015	10/0	15 (9/6)	0.0 (0)	0.0	1/0	0	1	0
Total	22/0	22 (13/9)	1.0 (5)	0.0	1/0	0	1	0

Career High

Tackles: 7, vs. Colorado State (9/26/15)



Michael Goff • #85
Tight End • 6-2 • 225 • Fr.-HS
San Antonio, Texas (Johnson HS)

Prior To UTSA

Three-year letterwinner and two-year starter ... a first-team All-District 26-6A selection as a senior ... also played in the 2017 San Antonio All-Star Game and earned honorable mention academic all-state accolades that season ... named first-team all-district as a junior after leading the circuit's tight ends in catches ... also was among the top 10 pass-catching tight ends in Region IV-6A ... racked up 10 receptions for 137 yards and a score as a sophomore ... coached by Ron Rittiman.



De'Marco Guidry • #15
Linebacker • 6-1 • 210 • Fr.-HS
La Marque, Texas (La Marque HS)

Prior To UTSA

Played both linebacker and running back at the prep level ... named to the *Dave Campbell Texas Football Top 300* list as a senior ... earned second-team all-county honors from the *Galveston Daily News* and was a first-team All-District 13-3A Division I selection (both at running back) ... helped lead the team to its fifth consecutive District Championship ... an honorable mention all-state, second-team all-county and first-team all-district choice at linebacker as a junior after registering 88 tackles, 22 TFLs and 18 sacks ... also tabbed first-team all-district at running back that season ... coached by Mike Jackson.



Matt Guidry • #89
Wide Receiver • 5-8 • 175 • So.-1L
League City, Texas (Clear Springs HS)

Freshman (2016)

Played in 10 games and drew a start against Southern Miss (Oct. 8) ... rushed six times for 75 yards (12.5 avg.) and a touchdown with a long of 22 yards ... scored from 20 yards out against Southern Miss (Oct. 8) ... also averaged 22.8 yards on 19 kickoff returns with a long of 57 yards and 16.2 yards on his four punt returns with a long of 36 yards ... redshirted in 2015.

Prior To UTSA

Rushed for 3,582 yards (6.9 avg.) and 40 touchdowns during his prep career ... named to the 2014 *Dave Campbell's Texas Football Top 300* list ... tabbed second-team All-Greater Houston (*Houston Chronicle*) and the District 24-6A Offensive Most Valuable Player as a senior ... ran for 1,283 yards (6.7 avg.) and 14 touchdowns on 191 attempts and also completed 70-of-119 passes for 948 yards and 11 scores that season ... rushed for 1,241 yards (7.1 avg.) and 17 TDs on 174 carries and recorded 43 receptions for 595 yards (13.8 avg.) and six more scores en route to first-team All-District 26-4A honors as a junior ... carried the ball 154 times for 1,058 yards (6.9 avg.) and nine TDs and caught 39 passes for 303 yards and another four scores in his debut campaign that saw him earn first-team all-district accolades as a sophomore ... coached by Frank Maldonado.

Personal

Born Jan. 8, 1996 ... son of Teresa and Michael Guidry ... multidisciplinary studies major.

— continued —



« MEET THE ROADRUNNERS »

Career Statistics

Year	G/GS	Rush-Yds	Avg.	TD	Long	Rec-Yds	Avg.	TD	Long
2016	10/1	6-75	12.5	1	22	0-0	—	0	—
Total	10/1	6-75	12.5	1	22	0-0	—	0	—

Special Teams	KR-Yds	Avg.	Long	PR-Yds	Avg.	Long
2016	19-434	22.8	57	4-65	16.2	36
Total	19-434	22.8	57	4-65	16.2	36

Career Highs

Rushing Attempts: 2, at Middle Tennessee (11/5/16)
 Rushing Yards: 22, at #22 Texas A&M (11/19/16)
 Kickoff Returns: 9, at Louisiana Tech (11/12/16) ^
 Kickoff Return Yards: 188, at Louisiana Tech (11/12/16) ^
 Punt Returns: 2, vs. Charlotte (11/26/16)
 Punt Return Yards: 36, at Louisiana Tech (11/12/16)
 ^ UTSA record



Peyton Hall • #18
Wide Receiver • 5-11 • 180 • Jr.-11
San Antonio, Texas (Brandeis HS)

Sophomore (2016)

Saw action in nine contests ... had one rush at Colorado State (Sept. 10).

Freshman (2015)

Appeared in four games in his inaugural season ... rushed three times for 13 yards ... picked up 10 yards on two carries at #25 Oklahoma State (Sept. 19).

Prior To UTSA

Helped lead his team to 34 victories and three consecutive district championships during his three-year career ... earned first-team all-area (*San Antonio Express-News*) accolades and also tabbed the District 27-6A (Zone B) Offensive Most Valuable Player as a senior ... caught 56 passes for 1,293 yards (23.1 avg.) and 10 touchdowns that season ... hauled in 21 passes for 592 yards (28.2 avg.) and eight scores as a junior ... coached by John Campbell.

Personal

Born Dec. 18, 1996 ... son of Brianna Banks and James Hall ... public health major.

Career Statistics

Year	G/GS	Rec-Yds	Avg.	TD	Long	Rush-Yds	Avg.	TD	Long
2016	9/0	0-0	0.0	0	0	1-(-3)	(-3.0)	0	(-3)
2015	4/0	0-0	0.0	0	0	3-13	4.3	0	11
Total	13/0	0-0	0.0	0	0	4-10	2.5	0	11

Career Highs

Rushing Attempts: 2, at #25 Oklahoma State (9/19/15)
 Rushing Yards: 10, at #25 Oklahoma State (9/19/15)



Frank Harris • #6
Quarterback • 6-0 • 180 • Fr.-HS
Schertz, Texas (Clemens HS)

Prior To UTSA

Four-year starter who was tabbed first-team All-District 27-6A as a senior ... connected on 68-of-118 passes (57.6 percent) for 946 yards and 14 touchdowns in eight games of action that season ... also averaged 12.1 yards per carry on his way to 892

rushing yards and another 12 scores on just 74 attempts ... earned all-state accolades and was the *San Antonio Express-News* All-Area Offensive Player of the Year as a junior ... also named the District 25-6A Offensive Player of the Year that season after completing 58.6 percent of his passes for 2,033 yards and 17 TDs ... averaged 11.1 yards per rush en route to 2,741 yards and 38 more scores on 248 totes ... led the team to 11 wins and the UIL Class 6A Division II quarterfinals, which was its deepest postseason run since 2006 ... had four game-winning scoring plays that came in the last four minutes of a game or overtime ... threw for 989 yards and 10 TDs and rushed for another 568 yards and 10 scores on 133 carries in 10 starts as a sophomore ... coached by Jared Johnston ... also played basketball and helped the squad make the state playoffs.



Jaylon Haynes • #95
Defensive End • 6-2 • 290 • Fr.-HS
Wharton, Texas (Wharton HS)

Prior To UTSA

Tabbed the District 15-4A Division II Defensive Player of the Year as a senior ... earned honorable mention all-state laurels and was named the District 12-4A Division II Defensive Player of the Year following a junior campaign that saw him record 65 tackles, including eight sacks ... also picked up first-team all-district accolades at offensive tackle that season ... garnered second-team all-district honors as a sophomore after helping lead the club to 10 wins ... coached by Tim Finn.



DeQuarius Henry • #45
Defensive End • 6-4 • 235 • Fr.-RS
Houston, Texas (Sharpstown HS)

Freshman (2016)

Redshirted.

Prior To UTSA

Former basketball standout made a successful transition to the gridiron his final two prep seasons ... earned first-team All-District 20-5A accolades as a senior ... a second-team All-District 21-4A selection as a junior ... coached by Charles Perridon.

Personal

Born May 13, 1997 ... son of Lena James ... pre-business major.



Anthony Hickey • #32
Linebacker • 6-0 • 225 • Sr.-11
San Juan Capistrano, Calif. (JSerra Catholic HS/
Wagner/Saddleback [Calif.] JC)

Junior (2016)

Saw action in 11 games, primarily on special teams ... did not play in the regular season finale against Charlotte (Nov. 26) ... registered five tackles (2 solos/3 assists), one sack and a pass breakup ... had one stop, which resulted in a 4-yard sack at Louisiana Tech (Nov. 12).

Prior To UTSA

Played in 13 games as a sophomore at Saddleback (Calif.) Junior College for head coach Mark McElroy ... racked up 57 tackles, including 8.5 for loss and 2.5 sacks, one interception and three pass breakups that season ... team won 10 contests and captured the Southern California Football Association Regional Championship ... played 11 games as a redshirt freshman in 2014 at Wagner, primarily on special teams, and posted eight stops ... a second-



team All-Trinity League selection and voted team Defensive MVP as a prep senior ... recorded 36 tackles and four sacks that fall and also registered five receptions for 92 yards and a pair touchdowns ... nominated to the 2013 Orange County All-Star Game.

Personal

Born Nov. 8, 1994 ... son of Stephanie and John Hickey ... exercise science major.

Career Statistics

Year	G/GS	TT (S/A)	TFLs (Yds)	Sacks	FF/FR	INT	PBU	BLK
2016	11/0	5 (2/3)	1.0 (4)	1.0	0/0	0	1	0
Total	11/0	5 (2/3)	1.0 (4)	1.0	0/0	0	1	0



Avery Jackson • #35
Cornerback • 5-8 • 175 • Fr.-RS
Austin, Texas (Johnson HS)

Freshman (2016)
 Redshirted.

Prior To UTSA

Versatile athlete who played quarterback and defensive back for his father, Andrew, as a senior ... tabbed third-team All-Central Texas (*Austin American-Statesman*) and was the District 26-5A Offensive Most Valuable Player after completing 53-of-75 passes (70.7 percent) for 1,085 yards and 15 touchdowns to go along with 98 rushes for 828 yards (8.5 avg.) and 11 more scores in seven district contests ... helped lead team to 11 victories and a berth in the UIL Class 5A Division semifinals ... played his junior campaign at Waxahachie High School for head coach David Ream ... also an all-district outfielder in baseball.

Personal

Born Feb. 23, 1996 ... son of Brenda and Andrew Jackson ... pre-business major.



Brenndan Johnson • #21
Safety • 5-10 • 180 • Fr.-RS
Waco, Texas (Midway HS/Naval Academy Prep)

Freshman (2016)
 Redshirted.

Prior To UTSA

Originally signed a Letter of Intent with Navy in February 2015 and spent the following fall at the Naval Academy Preparatory School ... helped lead Midway High School to 12 wins as a prep senior in 2014 ... registered 73 tackles, including five for a loss and two sacks, one forced fumble and three pass breakups en route to second-team All-District 12-6A accolades at outside linebacker ... also an academic all-district selection that season ... coached by Terry Gambill ... prep career began at Reicher Catholic High School in Waco ... posted 50 stops as a junior.

Personal

Born March 10, 1997 ... son of Dee Dee and Troy Brown ... history major.



Kirk Johnson Jr. • #16
Wide Receiver • 5-7 • 155 • Fr.-RS
DeSoto, Texas (DeSoto HS)

Freshman (2016)
 Redshirted.

Prior To UTSA

Earned first-team All-District 7-6A accolades as a senior after catching 26 passes for 337 yards (13.0 avg.) and one touchdown ... helped lead team to 10 victories as a junior ... coached by Todd Peterman ... earned honorable mention academic all-state laurels as a senior for his work in the classroom.

Personal

Born Jan. 30, 1998 ... son of Schabandol and Kirk Johnson ... undeclared major.



Brady Jones • #86
Wide Receiver • 5-10 • 185 • Sr.-2L
George West, Texas (George West HS)

Junior (2016)

Played in all 13 games and drew starts in four contests ... third on the team with 26 receptions for 322 yards (12.4 avg.) and three touchdowns (at Colorado State/vs. UTEP/vs. Charlotte) ... recorded a career-high 60 receiving yards against UTEP (Oct. 22) and registered a career-best three catches in six outings ... had 51 yards on three receptions and also tossed an 8-yard TD at Old Dominion (Sept. 24) ... earned a Conference USA Academic Medal (3.75 GPA) for the second consecutive season.

Sophomore (2015)

Appeared in the opening nine contests of the year before missing the final three with an injury ... caught five passes for 52 yards (10.4 avg.) ... hauled in two passes for 14 yards at #25 Oklahoma State (Sept. 19) ... also had a 4-yard rush in the season opener at #22 Arizona (Sept. 3) ... awarded a Conference USA Academic Medal (3.75 GPA).

Freshman (2014)

Did not play after redshirting in 2013.

Prior To UTSA

Played quarterback, safety and punter at the prep level ... earned 2012 All-South Texas honors and was tabbed the District 15-2A Division I co-Most Valuable Player as a senior ... tossed for 628 yards and five touchdowns and added 110 tackles and four interceptions during his junior campaign en route to District MVP accolades ... coached by Tim Holt.

Personal

Born May 11, 1995 ... son of Julie Hardwick and Randy Jones ... he is the brother-in-law of former UTSA quarterback Eric Soza (2011-13) ... graduated with a degree in finance last December and now is pursuing a master's of business administration.

Career Statistics

Year	G/GS	Rec-Yds	Avg.	TD	Long	Rush-Yds	Avg.	TD	Long
2016	13/4	26-322	12.4	3	33	1-(-1)	(-1.0)	0	(-1)
2015	9/0	5-52	10.4	0	17	1-4	4.0	0	4
Total	22/4	31-375	12.1	3	33	2-3	1.5	0	4

Career Highs

Receptions: 3 (6x), last vs. Charlotte (11/26/16)
 Receiving Yards: 60, vs. UTEP (10/22/16)



« MEET THE ROADRUNNERS »



Morris Joseph Jr. • #59
Defensive End • 6-2 • 275 • Fr.-HS
Orange, Texas (West Orange-Stark HS)

Prior To UTSA

Played both defensive and offensive line during his prep career and earned all-district accolades on both sides of the line of scrimmage ... named to the *Dave Campbell*

Texas Football Top 300 list as a senior ... tabbed the District 12-4A Division II Most Valuable Player after helping lead the team to a perfect 16-0 record and a successful defense of its UIL Class 4A Division II Championship ... finished his final campaign with 156 tackles, including 26 for loss and nine sacks, en route to first-team all-area honors ... leader of a defense that limited opponents to just 69 points (4.3 ppg), including eight shutouts, and 125.4 total yards a game ... earned first-team All-District 9-4A Division II laurels as a junior, as the squad went 15-1 en route to the 2015 state crown ... coached by Cornell Thompson.



Austin Jupe (joo - pee) • #2
Cornerback • 6-1 • 200 • Jr.-SQ
San Antonio, Texas (East Central HS/Baylor)

Junior (2016)

Saw action in 12 games and started the final nine contests ... did not play against Arizona State (Sept. 16) due to injury ... recorded 22 tackles (13 solos/9 assists) and five pass breakups ... had a career-high five stops against UTEP (Oct. 22) and matched that total three weeks later at Louisiana Tech (Nov. 12).

Sophomore (2015)

Did not play due to injury.

Freshman (2014)

Did not play after transferring from Baylor.

Prior To UTSA

Sat out the 2013 season as a redshirt at Baylor ... a three-year prep starter at defensive back ... earned honorable mention Class 5A all-state and first-team All-District 28-5A honors as a senior ... registered 56 tackles, 13 pass breakups and an interception that season ... an honorable mention all-state, first-team all-area (*San Antonio Express-News*) and first-team all-district selection as a junior ... racked up 56 stops and picked off four passes that fall ... an honorable mention all-district honoree as a sophomore ... coached by Robert Walker ... also a district champion hurdler for the Hornets.

Personal

Born Oct. 16, 1994 ... son of Stephanie Jupe ... multidisciplinary studies major.

Career Statistics

Year	G/GS	TT (S/A)	TFLs (Yds)	Sacks	FF/FR	INT	PBU	BLK
2016	12/9	22 (13/9)	0.0 (0)	0.0	0/0	0	5	0
Total	12/9	22 (13/9)	0.0 (0)	0.0	0/0	0	5	0

Career High

Tackles: 5 (2x), last at Louisiana Tech (11/12/16)



Carrington Kearney • #37
Cornerback • 5-11 • 180 • Fr.-RS
Pflugerville (flew - ger - ville), Texas (Hendrickson HS)

Freshman (2016)

Redshirted.

Prior To UTSA

Dual-threat quarterback who helped lead his team to nine wins and a District 13-6A Championship as a senior ... earned first-team all-district laurels at punter that season ... racked up 1,745 total yards (869 pass/876 rush) and accounted for 20 total touchdowns (13 rush/7 pass) as a junior ... coached by Chip Killian ... also a member of the basketball team.

Personal

Born May 12, 1998 ... son of April and Carl Kearney ... pre-business major.



C.J. Levine (lah - veen) • #14
Safety • 5-10 • 190 • Jr.-2L
Port Arthur, Texas (Memorial HS)

Sophomore (2016)

Played in all 13 games and drew a start at Rice (Oct. 15) ... racked up 32 tackles (15 solos/17 assists) and two pass breakups ... recorded a career-high six stops against UTEP (Oct. 22) ... had five tackles in four of the opening six tilts of the season.

Freshman (2015)

Saw action in all 12 games ... registered nine tackles (6 solos/3 assists) ... had a season-best four stops at UTEP (Oct. 3).

Prior To UTSA

Named to the 2014 *Dave Campbell's Texas Football* Top 300 list ... four-year starter who missed part of his senior season due to injury ... named first-team All-District 21-5A after picking off six passes as a junior and also was a finalist for the Willie Ray Smith Award (top defensive player in Southeast Texas) ... a second-team all-district choice as a sophomore ... coached by Kenny Harrison.

Personal

Born Oct. 25, 1996 ... son of Lisa and James Levine ... sociology major.

Career Statistics

Year	G/GS	TT (S/A)	TFLs (Yds)	Sacks	FF/FR	INT	PBU	BLK
2016	13/1	32 (15/17)	0.5 (3)	0.0	0/0	0	2	0
2015	12/0	9 (6/3)	0.0 (0)	0.0	0/0	0	0	0
Total	25/1	41 (21/20)	0.5 (3)	0.0	0/0	0	2	0

Career High

Tackles: 6, vs. UTEP (10/22/16)



Andrew Martel • #12
Safety • 6-1 • 210 • So.-1L
Richmond, Texas (Foster HS)

Freshman (2016)

Appeared in all 13 games on special teams ... accumulated 10 tackles (5 solos/5 assists) and recovered two fumbles ... had two stops and a fumble recovery that led to a field goal against Southern Miss (Oct. 8) ... added a pair of tackles at Louisiana Tech (Nov. 12) ... recovered



a fumble on the opening kickoff of the season opener against Alabama State (Sept. 3) that led to a touchdown ... redshirted in 2015 due to injury.

Prior To UTSA

Named to the 2014 *Dave Campbell's Texas Football* Top 300 list ... earned honorable mention all-state accolades, tabbed the District 24-5A Utility Most Valuable Player and was a first-team all-district selection at both defensive back and punter as a senior ... also a Houston Touchdown Club Defensive Player of the Year finalist that season after registering 68 tackles, including five for loss, and seven interceptions ... earned first-team All-District 24-5A honors as a junior after recording 72 tackles, 10 TFLs and an interception ... coached by Shaun McDowell ... garnered second-team All-District 21-3A laurels at both defensive back and wide receiver as a sophomore at Hardin-Jefferson High School.

Personal

Born Sept. 4, 1996 ... son of Sheryl and David Martel ... father played defensive back at Houston from 1984-88 ... multidisciplinary studies major.

Career Statistics

Year	G/GS	TT (S/A)	TFLs (Yds)	Sacks	FF/FR	INT	PBU	BLK
2016	13/0	10 (5/5)	0.0 (0)	0.0	0/2	0	0	0
Total	13/0	10 (5/5)	0.0 (0)	0.0	0/2	0	0	0

Career High

Tackles: 2 (2x), last at Louisiana Tech (11/12/16)



Les Maruo (ma - roo - oh) • #44
Linebacker • 6-0 • 225 • Jr.-RS
Wichita, Kan. (Goddard HS/Hutchinson [Kan.] CC)

Junior (2016)
 Redshirted.

Prior To UTSA

Appeared in 22 games from 2014-15 for head coach Rion Rhoades ... ranked second on the squad with 85 tackles, including 11 behind the line of scrimmage and two sacks, in 11 contests of action as a sophomore... had a 15-stop performance against Ellsworth Community College (Oct. 31) ... registered 22 tackles, 1.5 TFLs and a fumble recovery in 11 games as a true freshman in 2014 when he was a teammate of current Roadrunner La'Kel Bass ... the Blue Dragons finished with an 11-1 overall record that year and No. 4 national ranking, the highest in program history ... racked up 79 stops in nine games as a prep senior and another 59 in 10 contests as a junior.

Personal

Born Feb. 14, 1996 ... son of Kazuko Myers ... exercise science major.



Teddrick McGhee • #27
Cornerback • 6-0 • 190 • So.-1L
Memphis, Tenn. (East HS)

Freshman (2016)
 Played in all 13 games and started eight tilts ... racked up 25 tackles (10 solos/15 assists), five pass breakups and one interception in his inaugural campaign ... had a season-high five stops in consecutive weeks against Arizona State (Sept. 16) and at Old Dominion (Sept. 24) ... also returned a blocked PAT for two points against the Monarchs ... picked off his lone pass of the year against North Texas (Oct. 29) ... became the first true freshman in program history to serve as a game captain at Rice (Oct. 15).

Prior To UTSA

Played cornerback and wide receiver at the prep level ... earned all-state honors from the Tennessee Sports Writers Association as a senior after helping his team to a 12-win season and the District 8-4A Championship ... also earned first-team All-Region 8-4A honors at both wide receiver and cornerback that season ... rushed for 147 yards and two touchdowns and caught 30 passes for 408 yards and another half dozen scores in 2015 ... garnered second-team all-district laurels as a junior after hauling in 17 receptions for 308 yards and a pair of touchdowns and adding 23 tackles and three interceptions ... high school teammate of fellow UTSA sophomore Eric Banks ... coached by Marcus Wimberly ... also a member of the basketball team.

Personal

Born Dec. 3, 1997 ... son of Chameeka Norfleet and Jamesia and Fred McGhee ... undeclared major.

Career Statistics

Year	G/GS	TT (S/A)	TFLs (Yds)	Sacks	FF/FR	INT	PBU	BLK
2016	13/8	25 (10/15)	0.0 (0)	0.0	0/0	1	5	0
Total	13/8	25 (10/15)	0.0 (0)	0.0	0/0	1	5	0

Career High

Tackles: 5 (2x), last at Old Dominion (9/24/16)



Kyle McKinney • #67
Offensive Guard/Center • 6-4 • 305 • Sr.-2L
Boerne (bur - nee), Texas (Champion HS)

Junior (2016)
 Played in all 13 games at guard, center and on special teams ... started six tilts, including the final two of the regular season at center, a position he had not played since he was in grade school (he started at guard vs. New Mexico in the Gildan New Mexico Bowl) ... blocked for an offense that averaged 29.2 points, 161.8 rushing yards and 213.6 passing yards per contest ... team featured a pair of 800-yard rushers who combined to score 17 touchdowns.

Sophomore (2015)

Saw action in 10 contests, nine of which were starts ... did not play at Southern Miss (Oct. 17) or in the season finale against Middle Tennessee (Nov. 28) due to injury ... recorded 26 knockdown blocks, including a career-high six in the season opener at #22 Arizona (Sept. 3) ... graded out at 91 percent in his 567 snaps ... helped pave the way for UTSA's first 1,000 yard rusher (Jarveon Williams/1,042 yards).

Freshman (2014)

Played in two games off the bench (at Houston & Western Kentucky) ... did not miss an assignment in his six snaps of action ... redshirted in 2013.

Prior To UTSA

A two-time Class 4A honorable mention all-state and first-team all-district honoree ... also named to the *San Antonio Express-News* all-area team as a senior ... graded out at more than 90 percent during his junior campaign ... coached by Danny Threadgill.

Personal

Born July 24, 1995 ... son of Aurora and Howard McKinney ... exercise science major.

« MEET THE ROADRUNNERS »



Chance McLeod • #83
Tight End • 6-3 • 230 • Fr.-HS
Victoria, Texas (East HS)

Prior To UTSA

Big target who runs crisp routes and possess soft hands ... earned second-team all-state and first-team All-District 27-5A honors as a senior ... garnered second-team all-state and first-team All-District 30-5A laurels at inside receiver after racking up 602 receiving yards and a pair of touchdowns as a junior ... named a Sophomore All-American by *MaxPreps*, honorable mention all-state, the Area Newcomer of the Year and first-team all-district in 2014 after catching 38 passes for 577 yards and five scores ... coached by Roland Gonzalez ... also an all-district baseball player and academic all-district honoree.



Marquez McNair • #4
Wide Receiver • 6-0 • 185 • Sr.-1L
Magee, Miss. (Magee HS/Hinds [Miss.] CC)

Junior (2016)

Played in 12 contests and started three (vs. Arizona State/ at Rice/vs. UTEP) ... did not play at Old Dominion (Sept. 24) due to injury ... collected 24 receptions for 271 yards (11.3 avg.) and three touchdowns ... recorded a season-high five catches for 41 yards against Arizona State (Sept. 16) ... racked up a season-best 50 receiving yards, including a 20-yard score, on three grabs in the regular season finale against Charlotte (Nov. 26) ... other TD catches came in the season opener against Alabama State (Sept. 3) and at Louisiana Tech (Nov. 12) ... added four receptions for 45 yards against North Texas (Oct. 29).

Prior To UTSA

Played two seasons for head coach Gene Murphy ... saw action in the first two games of his sophomore campaign before missing the rest of the year due to injury ... had three receptions for 54 yards and two touchdowns that season ... caught 30 passes for 433 yards and four scores as a freshman ... played quarterback at the prep level.

Personal

Born June 19, 1995 ... son of Markemia Collins and Patrell McNair ... nephew of the late Steve McNair, who played quarterback in the National Football League from 1995-2006 after winning the 1994 Walter Payton Award (NCAA Division I-AA's top player) and finishing third in the Heisman Trophy balloting ... multidisciplinary studies major.

Career Statistics

Year	G/GS	Rec-Yds	Avg.	TD	Long	Rush-Yds	Avg.	TD	Long
2016	12/3	24-271	11.3	3	33	1-(-2)	(-2.0)	0	(-2)
Total	12/3	24-271	11.3	3	33	1-(-2)	(-2.0)	0	(-2)

Career Highs

Receptions: 5, vs. Arizona State (9/16/16)
 Receiving Yards: 50, vs. Charlotte (11/26/16)



Blaze Moorhead • #19
Wide Receiver • 5-11 • 170 • So.-SQ
Fort Worth, Texas (All Saints HS)

Freshman (2016)

Has not played after redshirting in 2015.

Prior To UTSA

Sat out the 2014 season as a greyshirt but began attending classes at UTSA

the following spring ... three-sport athlete who competed in basketball and track & field in addition to football ... holds the school single-season records for receptions (57) and touchdowns (18) and ranks second in receiving yards (1,158) ... coached by Aaron Beck ... also holds several school track & field marks, including the 110-meter hurdles (15.71), 300m hurdles (39.24), 400m relay, 800m relay, 1,600m relay and pole vault (14-0) ... won a state championship in the pole vault.

Personal

Born Aug. 8, 1995 ... son of Tammy Reeves and Larry Moorhead ... economics major.



Javontavius Mosley • #28
Cornerback • 6-0 • 165 • Fr.-HS
Tyler, Texas (John Tyler HS)

Prior To UTSA

Brought a strong combination of speed and size to the field ... played cornerback and wide receiver at the prep level ... earned first-team All-District 11-6A honors as a senior after helping the team win 11 contests ... registered 60 tackles and a dozen pass breakups en route to honorable mention All-East Texas and first-team All-District 16-5A accolades as a junior ... squad won 12 games en route to a berth in the UIL Class 5A Division I semifinals that season ... coached by Ricklan Holmes.



King Newton • #92
Defensive Tackle • 6-1 • 280 • So.-1L
Southlake, Texas (Carroll HS)

Freshman (2016)

Played in 12 contests and drew his first career start against UTEP (Oct. 22) ... racked up 31 tackles (9 solos/22 assists), 2.5 TFLs, a sack, four QB hurries and two forced fumbles ... had a career-high seven stops, including a sack, against North Texas (Oct. 29) ... registered six tackles against UTEP ... redshirted in 2015.

Prior To UTSA

Named to the 2014 *Dave Campbell's Texas Football* Top 300 list ... helped lead his team to 24 wins over his final two seasons ... an honorable mention all-state and first-team all-area (*The Dallas Morning News*) performer who was named the District 7-6A Defensive Most Valuable Player as a senior after registering 90 tackles, nine TFLs, five sacks, 22 QB hurries and two forced fumbles ... had 79 stops, 12 of which came behind the line of scrimmage, and three sacks en route to second-team All-District 4-4A accolades as a junior ... coached by Hal Wasson.

Personal

Born July 15, 1997 ... son of Dorothy and Nate Newton ... father was a three-time Super Bowl Champion (1992-93, '95) and six-time Pro Bowl offensive guard (1992-96, '98) for the Dallas Cowboys ... mother played volleyball at Southwestern Louisiana (now Louisiana-Lafayette) from 1979-82 ... brother, Tré, played running back at Texas from 2009-10 ... business management major.

Career Statistics

Year	G/GS	TT (S/A)	TFLs (Yds)	Sacks	FF/FR	INT	PBU	BLK
2016	12/1	31 (9/22)	2.5 (8)	1.0	2/0	0	0	0
Total	12/1	31 (9/22)	2.5 (8)	1.0	2/0	0	0	0

Career High

Tackles: 7, vs. North Texas (10/29/16)



Josh Oatis · #78
Offensive Tackle · 6-4 · 315 · Fr.-RS
Gulfport, Miss. (West Harrison HS)

Freshman (2016)
 Redshirted.

Prior To UTSA

Played on both sides of the ball and even caught a 16-yard touchdown pass during his senior year ... earned first-team All-Region 4-5A accolades as a senior ... the first Football Bowl Subdivision signee in school history ... coached by Sean Harden ... also a member of the basketball team.

Personal

Born Oct. 28, 1997 ... son of Ester and Tommie Oatis ... pre-business major.



Bosah Osakwe (oh-sock-way) · #75
Offensive Lineman · 6-4 · 310 · So.-TR
Antioch, Calif. (Deer Valley HS/Contra Costa [Calif] JC)

Prior To UTSA

Played freshman season at Contra Costa [Calif.] Junior College ... rated as a three-star prospect ... earned first-team all-conference honors in the Bay-6 Community College Conference as a freshman in 2016.

Personal

Undeclared major.



Zach Pare · #77
Offensive Tackle · 6-5 · 295 · Fr.-RS
Georgetown, Texas (East View HS)

Freshman (2016)
 Redshirted.

Prior To UTSA

Sat out the 2015 season as a greyshirt ... earned honorable mention all-state accolades and was tabbed the District 25-5A Offensive Lineman of the Year as a senior ... helped lead team to nine wins and 41.4 points per game that season ... an All-District 17-4A choice as a junior ... coached by Robert Davies.

Personal

Born Oct. 31, 1996 ... son of Rhonda and Juan Aleman and Jessica and Alan Pare ... athletic medicine major.



Dominic Pastucci (pass - too - chee) · #66
Offensive Lineman · 6-4 · 280 · Fr.-HS
Pflugerville, Texas (Hendrickson HS)

Prior To UTSA

Combined good size with solid footwork, especially in the running game, at the prep level ... picked up second-team All-District 13-6A accolades as a senior ... helped club post nine victories as a junior ... coached by Chip Killian ... also a member of the track & field squad.



Juan Perez-Isidoro · #60
Center · 6-2 · 290 · Sr.-3L
North Richland Hills, Texas (Birdville HS)

Junior (2016)

Appeared in eight tilts and drew six starting assignments ... blocked for an offense that averaged 29.2 points, 161.8 rushing yards and 213.6 passing yards per contest ... team featured a pair of 800-yard rushers who combined to score 17 touchdowns ... awarded a Conference USA Academic Medal (3.75 GPA).

Sophomore (2015)

Saw action in six contests with five starts ... did not play in the opening four tilts and the final two games due to injury ... recorded 18 knockdown blocks, including a career-high six at North Texas (Oct. 31) ... graded out at 92 percent in his 371 snaps.

Freshman (2014)

Came off the bench in 10 games ... did not play at Florida Atlantic (Sept. 27) or against New Mexico (Oct. 4) ... racked up four knockdown blocks and graded out at 88 percent in his 188 offensive snaps ... redshirted in 2013.

Prior To UTSA

Earned first-team all-district laurels his final two seasons for coach Jim Skinner ... helped lead team to a 13-1 record and the UIL Class 4A Division I state quarterfinals as a senior ... offense rolled up more than 6,600 yards that season and another 4,500-plus in 2011 ... helped lead team to 10 wins and a berth in the 4A region semifinals as a sophomore.

Personal

Born April 25, 1995 ... son of Rocio and Juan Sanchez ... electrical engineering major.



Donovan Perkins · #43
Linebacker · 6-0 · 220 · Fr.-HS
Zachary, La. (Zachary HS)

Prior To UTSA

Earned all-metro and first-team All-District 4-5A honors as a senior after registering 103 tackles, including 12 tackles for loss and five sacks, as well as four forced fumbles as a senior ... recorded 144 stops, six sacks, three forced fumbles and a pair of interceptions for the Louisiana Class 5A Champions as a junior ... team posted a 14-1 record en route to the state title ... coached by David Brewerton.



Tay'lor Perry · #10
S · 5-9 · 175 · Fr.-HS
Crosby, Texas (Crosby HS)

Prior To UTSA

Played both cornerback and safety at the prep level ... an honorable mention all-state, second-team All-Greater Houston Area and first-team All-District 21-5A selection as a senior ... earned second-team all-district accolades while helping the team post an 11-1 record as a junior ... racked up 66 tackles and 10 pass breakups while helping the squad win 13 games and earn a berth in the Class 5A Division II semifinals that season ... coached by Jeff Riordan.



« MEET THE ROADRUNNERS »



Jim Philistin (fill - liss - stin) • #98
Defensive End • 6-2 • 270 • So.-TR
Lake Worth, Fla. (Park Vista Community HS/Highland [Kan.] CC)

Prior To UTSA

Appeared in 10 games as a freshman for head coach Aaron Arnold ... recorded 42 tackles, 5.5 TFLs, four sacks and four QB hurries ... had a career-high 11 stops at Garden City [Kan.] CC and added a pair of sacks at Fort Scott [Kan.] CC ... tabbed his team's Most Valuable Player as a prep a senior after racking up 73 tackles and five forced fumbles.

Personal

Undeclared major.



Daniel Portillo (por - tee - yo) • #13
Place-Kicker/Punter • 5-11 • 175 • Sr.-2L
Austin, Texas (Connally HS)

• Set UTSA's single-season record for touchbacks in 2016 (27)

Junior (2016)

Kicked in all 13 games ... kicked off 68 times and recorded a UTSA single-season record 27 touchbacks ... matched his career high with five touchbacks in the regular season finale against Charlotte (Nov. 26).

Sophomore (2015)

Appeared in all 12 contests ... connected on 27-of-32 extra points and 10-of-17 field goals for a total of 57 points ... longest field goal came from 51 yards against Kansas State (Sept. 12) ... recorded 16 touchbacks in his 41 kickoffs and also punted four times for a 37.2 average ... opened the year with career bests of eight points, four extra points and a pair of field goals at #22 Arizona (Sept. 3).

Freshman (2014)

Kicked in four games ... connected on his lone extra-point attempt at Western Kentucky (Nov. 22) and three of his 18 kickoffs resulted in touchbacks, including a career-high two in the season finale against North Texas (Nov. 29) ... redshirted in 2013.

Prior To UTSA

Earned honorable mention all-state and first-team All-District 17-4A accolades as a senior ... a second-team All-District 16-4A selection as a junior.

Personal

Born May 9, 1995 ... son of Reagan and Chico Portillo ... graduated last May with a degree in mechanical engineering and currently is pursuing a doctor of philosophy (Ph.D.) in engineering.

Career Statistics

Year	G	PATs	Pct.	FGs	Pct.	Long	Pts	KO	TB
2016	13	0-2	0.0	0-0	—	—	0	68	27
2015	12	27-32	84.4	10-17	58.8	51	57	41	16
2014	4	1-1	100.0	0-0	—	—	1	18	3
Total	29	28-35	80.0	10-17	58.8	—	58	127	46

Career Highs

Points: 8, at #22 Arizona (9/3/15)
Extra Points: 4 (4x), last vs. Rice (11/21/15)
Field Goals: 2, at #22 Arizona (9/3/15)
Touchbacks: 5 (2x), last vs. Charlotte (11/26/16)



Austin Pratt • #68
Offensive Guard/Center • 6-2 • 290 • Sr.-2L
Sealy, Texas (Sealy HS/Blinn [Texas] JC)

• 2017 preseason All-Conference USA (league's coaches)

Junior (2016)

Started 12 games at both guard (7) and center (5) ... did not play at #22 Texas A&M due to injury ... blocked for an offense that averaged 29.2 points, 161.8 rushing yards and 213.6 passing yards per contest ... team featured a pair of 800-yard rushers who combined to score 17 touchdowns.

Sophomore (2015)

Played in 11 games but missed the North Texas (Oct. 31) contest due to injury ... drew starts in the opening six tilts and again in the season finale against Middle Tennessee (Nov. 28) ... second on the squad with 48 knockdown blocks, including a school-record 17 in the season opener at #22 Arizona (Sept. 3) ... graded out at 93 percent in his 581 snaps ... helped pave the way for UTSA's first 1,000 yard rusher (Jarveon Williams/1,042 yards).

Prior To UTSA

Spent two campaigns at Blinn (Texas) Junior College playing for Keith Thomas ... saw action in all eight games at each of the three offensive line positions in 2014 after redshirting as a true freshman ... earned first-team all-district accolades his final two prep seasons ... also played basketball and participated in track & field during his high school career.

Personal

Born Dec. 5, 1994 ... son of Jennifer Pratt and Ron Huss ... graduated last May with a degree in multidisciplinary studies.



Jalen Rhodes • #5
Running Back • 5-9 • 200 • Jr.-2L
Rowlett (row [rhymes with cow] - let), Texas (Rowlett HS)

• Set UTSA's single-season record for rushing touchdowns in 2016 (9) and ranks second in total TDs (10 — 9 rush/1 rec)
• Eclipsed the 1,000 rushing yard mark for his career as a sophomore

Sophomore (2016)

Saw action in 12 contests and started at Colorado State (Sept. 10) ... did not play at #22 Texas A&M (Nov. 19) due to injury ... set a program single-season record with nine rushing touchdowns and ranked second on the club with 827 yards on 155 carries (5.3 avg.) ... also had 17 receptions for 160 yards and another score ... rushed for a career-high 165 yards and a school-record-tying three TDs, including an 80-yarder, on just 14 attempts against Southern Miss (Oct. 8) ... added two scores and 74 yards on only nine totes against North Texas (Oct. 29) ... had 84 yards, including a 28-yarder to paydirt, on 15 carries against UTEP (Oct. 22) ... racked up 81 yards, including a 26-yard TD, on 18 attempts at Middle Tennessee (Nov. 5) ... racked up 71 yards on 13 totes at New Mexico at the Gildan New Mexico Bowl (Dec. 17) ... hauled in five receptions for 54 yards at Colorado State (Sept. 10).

Freshman (2015)

Played in all 12 games and drew starts against Old Dominion (Nov. 7) and the following week at Charlotte (Nov. 14) ... racked up 242 rushing yards and three touchdowns on 60 attempts ... also caught five passes for 47 yards and returned five kickoffs for 94 yards (18.8 avg.) ... posted season highs of 13 carries for 66 yards, including a 16-yard TD, in the opener at #22 Arizona (Sept. 3) ... added 60 yards on 12 totes at North Texas (Oct. 31) ... also reached paydirt against Colorado State (Sept. 26) and at



Charlotte (Nov. 14) ... had three receptions for 33 yards at UTEP (Oct. 3) ... redshirted in 2014 due to injury.

Prior To UTSA

Began attending classes at UTSA in Spring 2014 after sitting out the previous fall as a greyshirt ... a 2012 *Dave Campbell's Texas Football* Top 300 selection ... missed the majority of senior campaign due to injury ... rushed 78 times for 480 yards (6.2 avg.) and three scores before going down ... earned first-team All-District 10-5A honors as a junior after rushing 229 times for 1,491 yards (6.5 avg.) and 22 touchdowns ... added 19 receptions for 149 yards and two more scores that season ... racked up 278 yards on just 40 carries (7.0 avg.) and three TDs as a sophomore ... coached by Kiff Hardin.

Personal

Born June 6, 1994 ... son of Tamara and John Rhodes Jr. ... communication major.

Career Statistics

Year	G/GS	Rush-Yds	Avg.	TD	Long	Rec-Yds	Avg.	TD	Long
2016	12/1	155-827	5.3	9	80†	17-160	9.4	1	27
2015	12/2	60-242	4.0	3	16†	5-47	9.4	0	16
Total	24/3	215-1,069	5.0	12	80†	22-207	9.4	1	27

Special Teams

Year	KR-Yds	Avg.	Long
2016	0-0	—	—
2015	5-94	18.1	31
Total	5-94	18.1	31

Career Highs

Rushing Attempts: 18 (2x), last at Middle Tennessee (11/5/16)
 Rushing Yards: 165, vs. Southern Miss (10/8/16)
 Rushing Touchdowns: 3, vs. Southern Miss (10/8/16) ^
 Receptions: 5, at Colorado State (9/10/16)
 Receiving Yards: 54, at Colorado State (9/10/16)
 Kick Returns: 3, vs. Kansas State (9/12/15)

^ UTSA record



Bryce Rivers · #17
Quarterback · 6-2 · 220 · Fr.-HS
San Antonio, Texas (Stevens HS)

Prior To UTSA

Graduated high school early and began attending classes at UTSA during the Spring 2017 semester ... earned second-team all-area and first-team All-District 28-6A Zone

B honors as a senior ... connected on 205-of-338 passes (60.7 percent) for 2,630 yards and 26 touchdowns and added another 147 yards and two scores on the ground that season ... also played in the 2017 San Antonio All-Star Game ... an honorable mention all-state and first-team All-District 27-6A Zone A selection as a junior ... completed 236-of-385 throws (61.3 percent) for 3,411 yards and 30 TDs while adding another five scores on the ground in leading the team to a nine-win season ... coached by Darryl Hemphill ... also a two-time all-district performer in baseball.

Personal

Physical education major.



Devin Rothrock · #47
Running Back · 6-1 · 250 · So.-TR
Arvada, Colo. (West HS/Northern Colorado/Arizona Western JC)

Prior To UTSA

Made the transition from linebacker to fullback during his redshirt freshman season at Arizona

Western JC ... played in 12 contests for head coach Tom Minnick ... helped lead the way for Greg Bell III (1,187 yards, 7 TDs) and Trevaughn Rodriguez (944 yards, 16 TDs), who combined for more than 2,000 rushing yards in 2016 ... team went 11-1 and lost the NJCAA Championship Game to Garden City [Kan.] CC by a score of 25-22 ... redshirted in 2015 at Northern Colorado ... injuries limited his prep career to just five games ... a two-time Class 5A Champion in wrestling who posted a career record of 55-2 while being ranked among the top 20 nationally.

Personal

Undeclared major.



Yannis (yaw - knee) Routsas (root - sus) · #39
Punter · 6-3 · 205 · Jr.-2L
Houston, Texas (Clear Brook HS)

Sophomore (2016)

Punted in all 13 contests ... averaged 42 yards on his 69 punts with a long of 60 that came at Old Dominion (Sept. 24) ... 11 of his kicks traveled at least 50 yards,

22 resulted in fair catches and 17 landed inside the 20-yard line ... four of his punts resulted in turnovers due to mishandled catches ... only two kicks resulted in touchbacks... also completed all three of his pass attempts for 32 yards, two on fake field goals and another on a fake punt ... connected with Jarrod McLin for 30 yards on the first fake field goal try in program history against UTEP (Oct. 22) ... other two fake kicks came at Louisiana Tech (Nov. 12).

Freshman (2015)

Punted in all 12 games ... averaged 39 yards on his 63 kicks and 23 resulted in fair catches and 17 landed inside the 20-yard line ... had five boots of at least 50 yards, including a season-long 62-yarder at UTEP (Oct. 3) ... averaged 47.9 yards in seven punts against the Miners ... redshirted in 2014.

Prior To UTSA

Handled both punting and kicking duties at the prep level ... three-time all-district honoree ... coached by Paul Lanier ... also played basketball and soccer at the prep level.

Personal

Born Nov. 7, 1995 ... son of Penny and Perry Routsas ... mechanical engineering major.

Career Statistics

Year	G	Punts-Yards	Avg.	Long	FC	I20
2016	13	69-2,898	42.0	60	22	17
2015	12	63-2,460	39.0	62	23	17
Total	25	132-5,358	40.6	62	45	34

Career High

Punts: 9 (2x), last vs. Arizona State (9/16/16)



« MEET THE ROADRUNNERS »



Larry Stephens • #84
Wide Receiver • 6-0 • 200 • Jr.-2L
San Antonio, Texas (Brandeis HS)

Sophomore (2016)

Appeared in 12 games and drew his first career start against North Texas (Oct. 29) ... did not play in the season opener against Alabama State (Sept. 3) ... caught four passes for 25 yards ... hauled in a pair of receptions for 13 yards at Rice (Oct. 15).

Freshman (2015)

Played in eight games, primarily on special teams ... did not record any statistics ... redshirted in 2014.

Prior To UTSA

Earned first-team All-District 27-5A accolades as a senior ... caught 19 passes for 448 yards (23.6 avg.) and nine touchdowns en route to second-team all-district laurels as a junior ... coached by John Campbell ... also a second-team all-district basketball performer.

Personal

Born May 18, 1996 ... son of Celestina and Christopher Bryson ... human resource management major.

Career Statistics

Year	G/GS	Rec-Yds	Avg.	TD	Long
2016	12/1	4-25	6.3	0	8
2015	8/0	0-0	—	0	—
Total	20/1	4-25	6.3	0	8

Career Highs

Receptions: 2, at Rice (10/15/16)
Receiving Yards: 13, at Rice (10/15/16)



Halen Steward • #34
Running Back • 5-11 • 260 • So.-1L
St. Augustine, Fla. (Menendez HS)

Sophomore (2016)

Started the opener against Alabama State (Sept. 3) but sustained a season-ending injury ... caught a 5-yard pass in that contest ... granted a medical redshirt.

Freshman (2015)

Appeared in 10 games, primarily on special teams ... did not play at #25 Oklahoma State (Sept. 19) and the following week against Colorado State (Sept. 26) due to injury ... rushed three times for one yard and caught a 1-yard touchdown pass at North Texas (Oct. 31).

Prior To UTSA

Played both running back and linebacker during his prep career ... finished his senior season with 193 yards (5.4 avg.) and five rushing touchdowns on just 36 carries and added a team-high 68 tackles to go along with one interception ... recorded 47 stops, including two for a loss, and an interception during his junior campaign despite missing three games ... coached by Patrick Turner.

Personal

Born Dec. 13, 1996... son of Demetria Porter and Tony Steward ... brother, Tony, was a 2010 prep All-America linebacker who played at Clemson from 2011-14 and was a sixth-round pick by the Buffalo Bills during the 2015 NFL Draft ... sociology major.

Career Statistics

Year	G/GS	Rush-Yds	Avg.	TD	Long	Rec-Yds	Avg.	TD	Long
2016	1/1	0-0	—	0	—	1-5	5.0	0	5
2015	10/0	3-1	0.3	0	0	1-1	1.0	1	1
Total	11/1	3-1	0.3	0	0	2-6	3.0	1	5



Josh Stewart • #80
Wide Receiver • 6-4 • 210 • Sr.-1L
College Station, Texas (A&M Consolidated HS/
Midwestern State)

- 2016 honorable mention All-Conference USA
- Former walk-on set UTSA's single-season record for receiving yards in 2016 (682), which was his first action since his senior year of high school back in 2012
- Recorded the second and third-longest receptions in program history last season (77 & 75t yards)

Junior (2016)

Earned honorable mention All-Conference USA laurels ... played in all 13 games and started the first 12 in his first action since his senior year of high school back in 2012 ... recorded a team-leading 36 receptions for a program single-season record 682 yards (18.9 avg./19th FBS) and five touchdowns ... registered the second- and third-longest catches in program history (77 yards vs. Southern Miss/75t at Rice) ... added a pair of 100-yard performances, including a career-high seven catches for 113 yards at Louisiana Tech (Nov. 12) ... had two receptions for 103 yards, an effort that included TDs of 75 and 28 yards, at Rice (Oct. 15) ... hauled in six throws for 75 yards, including an acrobatic 10-yard scoring grab, in his homecoming at #22 Texas A&M (Nov. 19) ... added four receptions for 84 yards, including a 21-yard TD, against North Texas (Oct. 29) ... posted four catches for 80 yards at Old Dominion (Sept. 24) and had a 16-yard score at Middle Tennessee (Nov. 5).

Sophomore (2015)

Did not play due to injury.

Freshman (2014)

Did not play due after joining the program as a walk-on transfer.

Prior To UTSA

Began college career at Midwestern (Okla.) State but sat out as a redshirt ... primarily played basketball at the prep level and did not begin playing football until his senior year of high school ... earned 2012 first-team All-District 14-5A honors after recording 30 receptions for 445 yards and six touchdowns ... coached by David Raffield ... a three-time all-district performer on the hardwood.

Personal

Born Nov. 11, 1994 ... son of Chantel and Kerry Thomas ... younger brother, Kerry, also is a senior wide receiver for the Roadrunners ... multidisciplinary studies major.

Career Statistics

Year	G/GS	Rec-Yds	Avg.	TD	Long
2016	13/12	36-682	18.9	5	77
Total	13/12	36-682	18.9	5	77

Career Highs

Receptions: 7, at Louisiana Tech (11/12/16)
Receiving Yards: 113, at Louisiana Tech (11/12/16)
Receiving TDs: 2, at Rice (10/15/16) ^

^ UTSA record



Kevin Strong Jr. • #54
Defensive End • 6-4 • 295 • Jr.-2L
Cleveland, Texas (Cleveland HS)

Sophomore (2016)

Appeared in 12 contests and drew 10 starting assignments ... did not play at Old Dominion (Sept. 24) ... posted 24 tackles (12 solos/12 assists), 6.5 TFLs, one sack, two forced fumbles and one fumble recovery ... also blocked a field goal at Louisiana Tech (Nov. 12) and an extra point at New Mexico in the Gildan New Mexico Bowl (Dec. 17) ... matched his career high with five stops, including a career-best three behind the line of scrimmage, against Southern Miss (Oct. 8) ... also had a sack and forced a fumble against the Golden Eagles ... recorded three tackles, two of which went for loss, one forced fumble and a fumble recovery against UTEP (Oct. 22).

Freshman (2015)

Played in all 12 games with seven starts ... registered 31 tackles (12 solos/19 assists), 6.5 TFLs, 2.5 sacks and a pair of pass breakups ... had a season high five tackles, including two behind the line of scrimmage, in the season opener at #22 Arizona (Sept. 3) and matched that total three games later against Colorado State (Sept. 26) ... broke up two passes at UTEP (Oct. 3) ... redshirted in 2014.

Prior To UTSA

A unanimous first-team All-District 22-3A honoree as a senior ... racked up 51 tackles, 13 TFLs and seven sacks ... registered 65 stops and eight sacks en route to all-district accolades as a junior ... coached by Clayton Maple ... also a first-team all-district basketball player and regional qualifier in track & field.

Personal

Born Aug. 5, 1996 ... son of Tanisha and Kevin Strong ... multidisciplinary studies major.

Career Statistics

Year	G/GS	TT (S/A)	TFLs (Yds)	Sacks	FF/FR	INT	PBU	BLK
2016	12/10	24 (12/12)	6.5 (23)	1.0	2/1	0	0	2
2015	12/7	31 (12/19)	6.5 (25)	2.5	0/0	0	2	0
Total	24/17	55 (24/31)	13.0 (48)	3.5	2/1	0	2	2

Career Highs

Tackles: 5 (3x), last vs. Southern Miss (10/8/16)
 Tackles of Loss: 3.0, vs. Southern Miss (10/8/16)
 Pass Breakups: 2, at UTEP (10/3/15)



Dalton Sturm (sturm) • #14
Quarterback • 6-2 • 205 • Sr.-2L
Goliad, Texas (Goliad HS)

· 2017 Johnny Unitas Golden Arm Award preseason watchlist (nation's top senior or fourth-year junior quarterback)
 · Former walk-on has started UTSA's last 20 games dating back to the 2015 campaign

Junior (2016)

Started all 13 contests ... connected on 169-of-299 passes (56.5 percent) for 2,170 yards and 20 touchdowns ... recorded four completions of more than 70 yards — 71, 73, 75 & 77 — and those rank second through fifth on the program's all-time list ... also rushed for 313 yards and four TDs on 110 carries ... opened the season 20-of-25 passing for 274 yards and two TDs and added a 51-yard score on the ground against Alabama State (Sept. 3) ... rushed for a career-best 82 yards, including a 34-yard score, on 15 attempts and threw for 229 yards and three TDs against Arizona State (Sept. 16) ...

was an efficient 10-of-12 for 193 yards, including a 71-yard TD and another completion for 77 yards, against Southern Miss (Oct. 8) ... completed 18-of-34 throws for 214 yards and three TDs and added 74 rushing yards and a score against UTEP (Oct. 22) ... connected on 18-of-33 passes for a career-high 286 yards and two touchdowns in the regular season finale against Charlotte (Nov. 26) ... added a pair of passing TDs in three other contests (at Colorado State/at Rice/vs. North Texas).

Sophomore (2015)

Played the final 10 games, including starts in his last seven outings ... completed 125-of-212 passes (59 percent) for 1,354 yards and 13 touchdowns ... also rushed 128 times for 361 yards and one score ... tied a program record with four TD passes against Louisiana Tech (Oct. 10) and was 18-of-27 for 227 yards in that contest ... connected on a career-high 27-of-41 throws for 245 yards and one TD and added another 78 yards on 21 carries at North Texas (Oct. 31) ... threw for a career-best 252 yards on 25-of-37 passes against Old Dominion (Nov. 7) ... rushed for 59 yards on just three totes, including a career-long 52-yarder at UTEP (Oct. 3).

Freshman (2014)

Came off the bench at Western Kentucky (Nov. 22) ... completed all three of his passes for 59 yards, including a 47-yard touchdown ... also ran twice for eight yards.

Prior To UTSA

Athletic quarterback also handled kicking and punting duties at the prep level ... earned honorable mention all-state and tabbed the District 15-2A Division I Offensive Most Valuable Player as a senior ... also picked up all-district accolades at both kicking positions ... combined for 1,778 total yards (1,118 pass/660 rush) and 25 touchdowns (12 pass/12 rush) en route to all-district laurels as a junior ... coached John Mares ... also an all-region and all-district basketball performer ... an academic all-district honoree.

Personal

Born Sept. 15, 1995 ... son of Gaylynn Diebel and Mark Sturm ... marketing major.

Career Statistics

Year	G/GS	C-A-Yds	TD-INT	Long	Rush-Yds	Avg.	TD	Long
2016	13/13	169-299-2,170	20-6	77	110-313	2.8	4	51†
2015	10/7	125-212-1,354	13-7	57†	128-361	2.8	1	52
2014	1/0	3-3-59	1-0	47†	2-8	4.0	0	8
Total	24/20	297-514-3,583	34-13	77	240-682	2.8	5	52

Career Highs

Passing Attempts: 41, at North Texas (10/31/15)
 Passing Completions: 27, at North Texas (10/31/15)
 Passing Yards: 286, vs. Charlotte (11/26/16)
 Passing TDs: 4, vs. Louisiana Tech (10/10/15) ^
 Rushing Attempts: 21, at North Texas (10/31/15)
 Rushing Yards: 82, vs. Arizona State (9/16/16)
 ^ UTSA record

« MEET THE ROADRUNNERS »



Josiah Tauaefa (tow [rhymes with cow] - ah - f - ah) • #55
Linebacker • 6-1 • 240 • So.-1L
Corinth, Texas (Lake Dallas HS)

- 2017 preseason first-team All-Conference USA (league's coaches/Athlon Sports)
- 2016 Freshman All-American (FWAA)
- 2016 Conference USA Freshman of the Year
- 2016 first-team All-Conference USA
- 2016 Conference USA All-Freshman Team
- Set UTSA's single-season record for tackles in 2016 (115)
- Ranked second among FBS freshmen in tackles last season

Freshman (2016)

Earned Freshman All-America, Conference USA Freshman of the Year, first-team all-league and C-USA All-Freshman Team accolades ... played in all 13 games and started 12 contests after making the transition from defensive end in the spring ... racked up a program single-season record 115 tackles (50 solos/65 assists) to go along with nine TFLs, six sacks, seven QB hurries and an interception ... ranked second among Football Bowl Subdivision freshmen in tackles ... opened his career with 13 stops and a pair of sacks against Alabama State (Sept. 3) ... just missed the school's single-game mark when he registered 15 tackles at Old Dominion (Sept. 24) ... added another 12 against Southern Miss (Oct. 8) en route to C-USA Defensive Player of the Week accolades, 11 more against New Mexico in the Gildan New Mexico Bowl (Dec. 16) and another 10 at Rice (Oct. 15) ... redshirted in 2015.

Prior To UTSA

Earned numerous accolades during his prep career ... tabbed honorable mention all-state, named the District 6-5A Defensive Most Valuable Player and also was a first-team all-district choice at fullback/tight end as a senior ... named the District 5-4A Defensive MVP after registering 75 tackles and a team-leading eight sacks as a junior ... named the district's Newcomer of the Year following his sophomore campaign ... coached by Michael Young.

Personal

Born March 5, 1997 ... son of Chloe and Siolo Tauaefa ... pre-communication major.

Career Statistics

Year	G/GS	TT (S/A)	TFLs (Yds)	Sacks	FF/FR	INT	PBU	BLK
2016	13/12	115 (50/65)	9.0 (48)	6.0	0/0	1	2	0
Total	13/12	115 (50/65)	9.0 (48)	6.0	0/0	1	2	0

Career Highs

Tackles: 15, at Old Dominion (9/24/16)
 Tackles For Loss: 2, vs. Alabama State (9/3/16)
 Sacks: 2, vs. Alabama State (9/3/16)
 QB Hurries: 3, at Rice (10/15/16)



Dadrian Taylor • #88
Wide Receiver • 5-10 • 165 • Fr.-HS
Shiner, Texas (Shiner HS)

Prior To UTSA

Two-way standout (running back/wide receiver/safety) who was a threat to score every time he touched the ball at the prep level (also returned kickoffs and punts) ... earned honorable mention all-state and first-team all-area accolades on offense as a senior ... was tabbed the District 15-2A Division I Offensive Player of the Year and first-team all-district on defense in each of his final two seasons ... accumulated 1,702 rushing yards and scored 32 TDs en route to first-team all-area laurels as a junior ... led the team to a 13-1 record that season ... coached by Steven Cerny.



Kerry Thomas Jr. • #7
Wide Receiver • 6-0 • 205 • Sr.-3L
College Station, Texas (A&M Consolidated HS)

- 2015 honorable mention All-Conference USA
- UTSA's career (13), single-season (8/2016) and single-game (2) record holder for touchdown receptions
- Set a program single-game record with 145 receiving yards in the 2016 regular season finale against Charlotte
- Recorded the fourth and fifth longest receptions in school annals as a junior (73 & 71 yards, both touchdowns)
- Established a UTSA single-season mark for receptions as a sophomore in 2015 (52)

Junior (2016)

Played in all 13 contests and started 11 of those tilts ... set a program single-season record with eight touchdown catches ... had 35 receptions for 555 yards (15.9 avg.) ... his 73-yard TD in the regular season finale against Charlotte (Nov. 26) and 71-yard score against Southern Miss (Oct. 8) rank as the fourth and fifth-longest catches in school history ... recorded five receptions for a school-record 145 yards in the regular season finale against the 49ers ... had five grabs for 89 yards, including scoring catches of 53 and nine yards, against UTEP (Oct. 22) ... added four receptions for 62 yards in his homecoming at #22 Texas A&M (Nov. 19) ... collected team-leading marks of four catches for 45 yards at New Mexico in the Gildan New Mexico Bowl (Dec. 17) ... opened the campaign with three receptions for 41 yards, including a 25-yard TD, against Alabama State (Sept. 3) ... followed that up with four grabs for another 41 yards and a 10-yard score at Colorado State (Sept. 10) ... other touchdowns came against North Texas (Oct. 29) and at Louisiana Tech (Nov. 12).

Sophomore (2015)

An honorable mention All-Conference USA selection ... started all 12 games and set a program record with his 52 receptions ... those catches resulted in 541 yards and four touchdowns ... also rushed seven times for 44 yards (6.3 avg.) with a long of 21 yards against Old Dominion (Nov. 7) ... set a school record with 10 catches for 49 yards, including a 7-yard score at Charlotte (Nov. 14) ... hauled in nine passes for 75 yards at North Texas (Oct. 31) and opened the campaign with six for 80 yards at #22 Arizona (Sept. 3).

Freshman (2014)

Played in 11 games and caught five passes for 81 yards, including a 47-yard touchdown at Western Kentucky (Sept. 22) ... registered two receptions for 14 yards against Southern Miss (Nov. 13) ... also saw action on special teams.

Prior To UTSA

Began his prep career on the basketball court and played football for just two seasons ... earned honorable mention All-Class 5A and first-team All-District 14-5A accolades following a senior campaign that saw him record 100 receptions for 1,401 yards and 16 touchdowns ... caught 35 passes for 446 yards and five scores in the team's four playoff games, as the Tigers won 10 games and advanced to the UIL Class 5A Division II quarterfinals ... hauled in 17 passes for 192 yards and three TDs as a junior ... coached by David Raffield.

Personal

Born May 5, 1996 ... son of Chantel and Kerry Thomas ... older brother, Josh, also is a senior wide receiver for the Roadrunners ... sociology major.

Career Statistics

Year	G/GS	Rec-Yds	Avg.	TD	Long	Rush-Yds	Avg.	TD	Long
2016	13/11	35-555	15.9	8	73†	1-2	2.0	0	2
2015	12/12	52-541	10.4	4	36	7-44	6.3	0	21
2014	11/0	5-81	16.2	1	47†	0-0	—	0	—
Total	36/23	92-1,177	12.8	13	73†	8-46	5.8	0	21



Career Highs

Receptions: 10, at Charlotte (11/1/15) ^
 Receiving Yards: 145, vs. Charlotte (11/26/16) ^
 Receiving Touchdowns: 2, vs. UTEP (10/22/16) ^
 ^ UTSA record



Franklin Uesi • #96
Defensive Tackle • 6-2 • 265 • Sr.-1L
Pleasant Hill, Calif. (College Park HS/Diablo Valley [Calif.] JC)

Junior (2016)
 Appeared in all 13 contests off the bench and recorded a pair of tackles.

Prior To UTSA

Played for head coach Mike Darr at the junior college level ... earned All-National Bay 6 Conference honors as a sophomore after posting 29 tackles, 4.5 TFLs, 1.5 sacks and a fumble recovery ... registered 28 stops, 5.5 TFLs, one sack and a forced fumble as a freshman ... played along both the offensive and defensive lines during his prep career.

Personal

Born May 29, 1995 ... son of Malia and Timote Uesi ... criminal justice major.

Career Statistics

Year	G/GS	TT (S/A)	TFLs (Yds)	Sacks	FF/FR	INT	PBU	BLK
2016	13/0	2 (0/2)	0.0 (0)	0.0	0/0	0	0	0
Total	13/0	2 (0/2)	0.0 (0)	0.0	0/0	0	0	0



Robert Ursua (er - sue - ah) • #87
Tight End • 6-3 • 240 • Jr.-TR
Bakersfield, Calif. (Liberty HS/Palomar [Calif.] JC)

Prior To UTSA
 Began attending classes at UTSA during the Spring 2017 semester ... earned second-team all-conference laurels as a sophomore after securing 40 receptions for 463 yards (11.6 avg.) and five touchdowns in 10 games of action ... top outing was a nine-catch, 92-yard effort against Golden West JC (Oct. 22) ... had 30 receptions for 352 yards (11.7 avg.) and one score in seven contests as a freshman ... coached by Joe Early ... spent several years in the United States Navy after graduating high school back in 2007.

Personal

Multidisciplinary studies major.



Vance Vallair • #17
Cornerback • 6-1 • 180 • Fr.-HS
Beaumont, Texas (Central HS)

Prior To UTSA
 One of the top cornerbacks in the Golden Triangle during his prep career ... played both cornerback and wide receiver ... an honorable mention all-area and first-team All-District 22-5A honoree as a senior ... a first-team all-district selection as a junior ... coached by Toby Foreman.



Shaq Williams • #81
Tight End • 6-4 • 235 • Jr.-RS
Jackson, Miss. (Central HS/Southwest Mississippi JC)

• 2017 John Mackey Award preseason watch list (nation's top tight end)

Junior (2016)

Played in all 13 games with three starts (at Old Dominion/vs. North Texas/vs. Charlotte) ... caught 13 passes for 158 yards (12.2 avg.) and two touchdowns ... opened the year with a season-high three receptions for 63 yards, including a 51-yarder, against Alabama State (Sept. 3) ... hauled in a pair of throws for 37 yards, including a 24-yard score, against Arizona State (Sept. 16) ... other TD grab was a 3-yarder against UTEP (Oct. 22) ... redshirted in 2015.

Prior To UTSA

Appeared in eight games as a sophomore and caught 10 passes for 126 yards (12.6 avg.) ... saw action in six contests as a true freshman and recorded team-leading marks of 17 receptions for 169 yards ... coached by Tucker Peavey... also a member of the basketball team ... hauled in 23 throws for 400 yards and four touchdowns en route to all-conference accolades as a prep senior.

Personal

Born Oct. 4, 1994 ... son of Hope Walker and Kelvin Williams Sr. ... graduated last May with a degree in multidisciplinary studies.

Career Statistics

Year	G/GS	Rec-Yds	Avg.	TD	Long
2016	13/3	13-158	12.2	2	51
Total	13/3	13-158	12.2	2	51

Career Highs

Receptions: 3, vs. Alabama State (9/3/16)
 Receiving Yards: 63, vs. Alabama State (9/3/16)



Brett Winnegan • #20
Running Back • 5-9 • 190 • Jr.-2L
Pearland (pair - land), Texas (Dawson HS)

Sophomore (2016)
 Appeared in 10 contests, mostly on special teams ... averaged 23.9 yards on 13 kickoff returns with a long of 39 against Southern Miss (Oct. 8) ... returned three kickoffs for 101 yards against the Golden Eagles ... also rushed twice for one yard.

Freshman (2015)

Saw action in 11 games, primarily at kick returner ... did not play against Rice (Nov. 21) due to injury ... returned a program-record 36 kickoffs for a school-record 747 yards (20.8 avg.) ... had a long return of 36 yards against Louisiana Tech (Oct. 10) and added 34-yard returns at #25 Oklahoma State (Sept. 19) and at Southern Miss (Oct. 17) ... registered his only two rushes of the year for nine yards in the season finale against Middle Tennessee (Nov. 28) ... also caught a 10-yard pass against the Blue Raiders ... added another reception at UTEP (Oct. 3).

Prior To UTSA

Named to the 2014 *Dave Campbell's Texas Football Top 300* list ... a unanimous All-District 22-6A selection as a senior ... broke out for 2,290 yards (8.4 avg.) and 26 TDs on 273 rushes as a junior and was tabbed the District 24-4A co-Offensive Most Valuable Player ... ran for 335 yards (7.4

— continued —



« MEET THE ROADRUNNERS »

Brett Winnegan (continued)

avg.) and three scores on 45 carries as a sophomore ... coached by Eric Wells ... also was one of the country's top prep long jumpers ... owns a personal best measurement of 25-1 ½, which came during his senior season, and his top junior mark of 24-6 ¼ ranked 10th nationally in 2014 ... placed second at the UIL Class 4A State Championships his final two years.

Personal

Born Feb. 4, 1997 ... son of Lona and Barry Winnegan ... pre-business major.

Career Statistics

Year	G/GS	Rush-Yds	Avg.	TD	Long	Rec-Yds	Avg.	TD	Long
2016	10/0	2-1	0.5	0	2	0-0	—	0	—
2015	11/0	2-9	4.5	0	5	2-10	5.0	0	10
Total	21/0	4-10	2.5	0	5	2-10	5.0	0	10

Special Teams

Year	KR-Yds	Avg.	Long
2016	13-311	23.9	39
2015	36-747	20.8	36
Total	49-1,058	21.6	39

Career Highs

Rushing Attempts: 2, vs. Middle Tennessee (11/28/15)
Rushing Yards: 9, vs. Middle Tennessee (11/28/15)
Kickoff Returns: 6, at Southern Mississippi (10/17/15)
Kickoff Return Yards: 138, at Southern Mississippi (10/17/15)



Solomon Wise · #94
Defensive End · 6-4 · 230 · So.-1L
Coppell (cop - el), Texas (Coppell HS)

Freshman (2016)

Appeared in 12 games ... posted five tackles (4 solos/1 assist), including a season-best two against North Texas (Oct. 29).

Prior To UTSA

Earned second-team All-District 7-6A laurels as a senior after racking up 36 tackles, eight TFLs, five sacks, 17 quarterback hurries and three forced fumbles ... coached by Mike DeWitt.

Personal

Born Nov. 13, 1997 ... son of Sheila and Deatrich Wise Sr. ... interdisciplinary studies major.

Career Statistics

Year	G/GS	TT (S/A)	TFLs (Yds)	Sacks	FF/FR	INT	PBU	BLK
2016	11/0	5 (4/1)	0.0 (0)	0.0	0/0	0	0	0
Total	11/0	10 (4/1)	0.0 (0)	0.0	0/0	0	0	0

Career High

Tackles: 2, vs. North Texas (10/29/16)



Tariq Woolen · #3
Wide Receiver · 6-5 · 205 · Fr.-HS
Fort Worth, Texas (Arlington Heights HS)

Prior To UTSA

Had a team-leading 31 receptions for 536 yards (17.3 avg.) and 10 touchdowns en route to first-team All-District 7-5A honors as a senior ... helped lead the team to an 11-1 record as a junior ... also an all-district performer in basketball who was tabbed Newcomer of the Year as a junior ... coached by Phil Young ... member of the track & field team.



Jordan Wright · #53
Center/Offensive Guard · 6-3 · 305 · Jr.-TR
Houston, Texas (North Shore HS/Trinity Valley [Texas] CC)

Prior To UTSA

Played in 12 games as a sophomore for Brad Smiley ... earned first-team All-Southwest Junior College Football Conference laurels at center ... helped lead the Cardinals to an 11-1 record, including a season-ending nine-game winning streak that culminated in a 34-24 victory against defending NJCAA Champion Northwest Mississippi CC ... the offense set a new NJCAA record with 944 total plays and it also recorded new program marks for total yards (7,778) and yards per game (656.6) ... a second-team All-District 21-5A selection a prep senior.

Personal

Undeclared major.



Andrew Acosta · #41
Tight End · 6-2 · 210 · Fr.-HS
Fort Stockton, Texas (Fort Stockton HS)
mechanical engineering major



Matthew Alkonis · #55
Offensive Lineman · 6*2 · 290 · Fr.-HS
San Antonio, Texas (Churchill HS)
undeclared major



Liam (lee-am) Beard · #8
Quarterback · 6-2 · 190 · Fr.-RS
Round Rock, Texas (Round Rock HS)
undeclared major



Ronnie Benavidez · #46
Linebacker · 5-10 · 200 · Jr.-SQ
Edinburg, Texas (Vela HS/Presentation College)
undeclared major



Anastacio Carino · #70
Offensive Tackle · 6-7 · 275 · Jr.-TR
Ennis, Texas (Ennis HS/Texas A&M-Commerce)
undeclared major



Isaiah Clay · #36
Safety · 5-7 · 195 · Jr.-SQ
Corpus Christi, Texas (Carroll HS)
multidisciplinary studies major

« **MEET THE ROADRUNNERS** »



Seth Damrow • #46
Tight End • 6-2 • 200 • Sr.-SQ
 San Antonio, Texas (O'Connor HS/Texas Lutheran)
 real estate finance & development major



Zachary Didomenico • #52
Linebacker • 6-0 • 220 • Fr.-HS
 Schertz, Texas (Clemens HS)
 undeclared major



Jaylon Dukes • #23
Running Back • 5-6 • 155 • Fr.-RS
 San Antonio, Texas (Brandeis HS)
 pre-business major



Hunter Duplessis • #48
Place-Kicker/Punter • 5-8 • 195 • Fr.-RS
 San Antonio, Texas (Cole HS)
 athletic medicine major



Brandon Garza • #13
Quarterback • 5-10 • 200 • Jr.-SQ
 Harlingen, Texas (Harlingen HS/Houston)
 exercise science major



Alec Gonzales • #76
Offensive Guard/Center • 6-2 • 330 • Jr.-RS
 San Antonio, Texas (East Central HS)
 athletic medicine major



Jacob Graner • #79
Offensive Tackle • 6-4 • 310 • Fr.-RS
 Dripping Springs, Texas (Dripping Springs HS)
 pre-business major



Joseph Guerra • #52
Offensive Lineman • 6-1 • 290 • Fr.-HS
 McAllen, Texas (McAllen HS)
 undeclared major



Lawrence Jackson • #40
Defensive End • 6-1 • 215 • So.-TR
 Waller, Texas (Memorial HS/Texas Lutheran)
 pre-business major



Clayton Johnson • #29
Cornerback • 5-11 • 175 • So.-TR
 Flower Mound, Texas (Flower Mound HS/Oklahoma State)
 computer science major



Tyler Mahnke • #38
Wide Receiver • 6-3 • 210 • Fr.-HS
 Round Rock, Texas (Round Rock HS)
 undeclared major



Michael Maldonado • #50
Deep Snapper • 6-2 • 210 • Fr.-HS
 Somerset, Texas (Somerset HS)
 undeclared major



John McVea • #58
Offensive Guard • 6-2 • 275 • Jr.-HS
 San Antonio, Texas (Brandeis HS)
 undeclared major



Grant Merka • #26
Deep Snapper • 6-3 • 185 • Jr.-TR
 Elgin, Texas (Elgin HS/McNeese State)
 undeclared major



Orryn Nicholson • #31
Running Back • 6-1 • 230 • Fr.-HS
 Sugar Land, Texas (Austin HS)
 undeclared major



Jesse Rivas • #63
Offensive Guard • 6-3 • 325 • Fr.-RS
 Austin, Texas (McNeil HS)
 pre-science major



Reggie Ross • #21
Wide Receiver • 6-0 • 165 • Fr.-HS
 New Orleans, La. (West St. John HS)
 pre-business major



Jared Sackett • #42
Place-Kicker/Punter • 6-1 • 180 • Fr.-HS
 Fort Worth, Texas (Timber Creek HS)
 undeclared major



Terence Shaw II • #32
Wide Receiver • 5-9 • 175 • Fr.-HS
 Cypress, Texas (Cy Ranch HS)
 undeclared major



Nathan Spencer • #72
Defensive End • 6-4 • 250 • Fr.-HS
 Corpus Christi, Texas (Flour Bluff HS)
 undeclared major



Jacob Vasquez • #56
Defensive End • 6-1 • 225 • Fr.-RS
 San Antonio, Texas (MacArthur HS)
 kinesiology major



Mitch Vickery • #38
Safety • 5-8 • 195 • So.-SQ
 San Antonio, Texas (Alamo Heights HS)
 pre-business major



Ricky Villarreal • #72
Center • 6-1 • 305 • Sr.-TR
 Laredo, Texas (Alexander HS/Friends [Kan.])
 undeclared major



Davontrae Walker • #58
Defensive End • 5-11 • 240 • Fr.-HS
 San Antonio, Texas (St. Gerard HS)
 undeclared major



Alfred Wande • #34
Safety • 5-10 • 185 • Jr.-TR
 Rosenberg, Texas (George Ranch HS/Mary Hardin-Baylor)
 undeclared major





2016 SEASON REVIEW



« 2016 UTSA HONORS & AWARDS »

Matt Bayliss, LS

- Honorable Mention All-Conference USA

Marcus Davenport, DE

- Second-Team All-Conference USA

Jevonte Domond, OL

- Honorable Mention All-Conference USA

Michael Egwuagu, DB

- Second-Team All-Conference USA

Jordan Moore, DB

- Honorable Mention All-Conference USA

Josh Stewart, WR

- Honorable Mention All-Conference USA

Josiah Tauaefa, LB

- FWAA Freshman All-American
- Conference USA Freshman of the Year
- First-Team All-Conference USA
- Conference-USA All-Freshman Team
- Conference USA Defensive Player of the Week (10/10)



Conference USA Freshman of the Year and first-team all-league selection Josiah Tauaefa became the first Roadrunner to earn Freshman All-America accolades when the linebacker was honored by the Football Writers Association of America.



Defensive end Marcus Davenport registered 68 tackles, 10 tackles for loss, 6.5 sacks and a school-record eight quarterback hurries en route to garnering second-team All-Conference USA honors.



Safety Michael Egwuagu collected second-team All-Conference USA honors after posting 83 tackles, 7.5 tackles for loss, seven pass breakups, two forced fumbles, one fumble recovery and one interception.

« 2016 UTSA STATISTICS »



SCHEDULE/RESULTS

Date	Opponent	Result	Score	Record	Time	Attend
Sept. 3	Alabama State	W	26-13	1-0 (0-0)	3:24	22,380
Sept. 10	at Colorado State	L	14-23	1-1 (0-0)	3:00	20,673
Sept. 16	Arizona State	L	28-32	1-2 (0-0)	3:35	29,035
Sept. 24	at Old Dominion*	L	19-33	1-3 (0-1)	3:31	20,118
Oct. 8	Southern Miss*	W	55-32	2-3 (1-1)	3:25	19,818
Oct. 15	at Rice*	W	14-13	3-3 (2-1)	3:04	20,134
Oct. 22	UTEP*	L (SOT)	49-52	3-4 (2-2)	4:21	23,633
Oct. 29	North Texas*	W	31-17	4-4 (3-2)	3:14	19,553
Nov. 5	at Middle Tennessee*	W	45-25	5-4 (4-2)	3:08	13,505
Nov. 12	at Louisiana Tech*	L	35-63	5-5 (4-3)	3:34	23,012
Nov. 19	at #22 Texas A&M	L	10-23	5-6 (4-3)	3:09	102,502
Nov. 26	Charlotte*	W	33-14	6-6 (5-3)	3:29	23,807
Dec. 17	at New Mexico#	L	20-23	6-7 (5-3)	3:15	29,688

*Conference USA game

Gildan New Mexico Bowl (Albuquerque, N.M.)

TEAM STATISTICS

	UTSA	OPP
SCORING	379	363
Points Per Game	29.2	27.9
Points Off Turnovers	56	40
FIRST DOWNS	255	271
Rushing	115	115
Passing	123	128
Penalty	17	28
RUSHING YARDAGE	2,104	2,112
Yards gained rushing	2,540	2,428
Yards lost rushing	436	316
Rushing Attempts	524	487
Average Per Rush	4.0	4.3
Average Per Game	161.8	162.5
TDs Rushing	22	21
PASSING YARDAGE	2,777	2,984
Comp-Att-Int	216-383-8	224-408-7
Average Per Pass	7.3	7.3
Average Per Catch	12.9	13.3
Average Per Game	213.6	229.5
TDs Passing	26	22
TOTAL OFFENSE	4,881	5,096
Total Plays	907	895
Average Per Play	5.4	5.7
Average Per Game	375.5	392.0
KICK RETURNS: #-Yards	37-847	38-759
PUNT RETURNS: #-Yards	23-151	36-247
INT RETURNS: #-Yards	7-24	8-16
KICK RETURN AVERAGE	22.9	20.0
PUNT RETURN AVERAGE	6.6	6.9
INT RETURN AVERAGE	3.4	2.0
FUMBLES-LOST	17-7	26-11
PENALTIES-Yards	92-778	76-656
Average Per Game	59.8	50.5
PUNTS-Yards	69-2,898	67-2,724
Average Per Punt	42.0	40.7
Net punt average	37.8	36.3
KICKOFFS-Yards	68-4,109	63-3,881
Average Per Kick	60.4	61.6
Net kick average	39.3	38.2
TIME OF POSSESSION/Game	31:27	28:33
3RD-DOWN Conversions	91/207	74/186
3rd-Down Pct	44%	40%
4TH-DOWN Conversions	14/26	8/19
4th-Down Pct	54%	42%
SACKS BY-Yards	27-166	43-284
MISC YARDS	82	0
TOUCHDOWNS SCORED	49	46
FIELD GOALS-ATTEMPTS	12-17	15-19
ON-SIDE KICKS	0-1	1-3
RED-ZONE SCORES	(44-50) 88%	(38-48) 79%
RED-ZONE TOUCHDOWNS	(34-50) 68%	(28-48) 58%
PAT-ATTEMPTS	(43-45) 96%	(34-38) 89%
ATTENDANCE	138,226	229,632
Games/Avg Per Game	6/23,038	7/32,805

RECORD BREAKDOWN

Overall	6-7
Conference USA	5-3
Non-Conference	1-4
Home	4-2
Away	2-5
Day	2-5
Night	4-2
Indoor	4-2
Outdoor	2-5

Artificial surface	6-6
Natural grass	0-1

Win coin toss	1-4
Lose coin toss	5-3

Televised	6-7
-----------	-----

Score first	5-2
Opponent scores first	1-5

Leading after 1st quarter	5-2
Trailing after 1st quarter	1-5
Tied after 1st quarter	0-0

Leading at half	6-2
Trailing at half	0-5
Tied at half	0-0

Leading after 3rd quarter	6-1
Trailing after 3rd quarter	0-5
Tied after 3rd quarter	0-1

SCORE BY QUARTERS

	1st	2nd	3rd	4th	OT	Total
UTSA	117	91	76	74	21	379
Opponents	91	80	73	95	24	363





« 2016 UTSA GAME-BY-GAME STATISTICS »

OFFENSE

Date	Opponent	RUSHING				RECEIVING				PASSING				KICK RETURNS				PUNT RETURNS				Total Off	
		No.	Yds	TD	Lg	No.	Yds	TD	Lg	Cmp	Att	Int	Yds	TD	Lg	No.	Yds	TD	Lg	No.	Yds		TD
9/3	Alabama State	34	162	2	51	22	287	2	51	22	33-1	287	2	51	2	49	0	31	7	20	0	8	449
9/10	at Colorado State	34	-1	0	8	20	236	2	28	20	30-1	236	2	28	2	60	0	32	2	14	0	11	235
9/16	Arizona State	30	93	1	34	19	229	3	48	19	37-0	229	3	48	2	42	0	34	0	0	0	0	322
9/24	at Old Dominion	39	131	1	27	15	211	1	42	15	30-1	211	1	42	5	81	0	25	1	13	0	13	342
10/8	Southern Miss	35	339	6	92	10	193	1	77	10	12-0	193	1	77	3	101	0	39	1	-2	0	0	532
10/15	at Rice	38	125	0	18	17	209	2	75	17	25-0	209	2	75	1	21	0	21	2	0	0	1	334
10/22	UTEP	52	278	2	28	21	247	4	53	21	37-1	247	4	53	4	79	0	23	3	34	0	15	525
10/29	North Texas	41	176	2	25	10	142	2	31	10	19-0	142	2	31	2	34	0	26	2	17	0	12	318
11/5	at Middle Tennessee	59	270	5	26	9	108	1	20	9	21-2	108	1	20	2	82	0	57	0	0	0	0	378
11/12	at Louisiana Tech	42	131	2	46	22	179	2	29	22	42-1	179	2	29	9	188	0	36	1	36	0	36	310
11/19	at #22 Texas A&M	37	48	0	22	18	204	1	35	18	31-0	204	1	35	1	16	0	16	0	0	0	0	252
11/26	Charlotte	45	106	1	12	23	414	3	73	23	40-0	414	3	73	2	68	0	48	3	16	0	20	520
12/17	at New Mexico	38	246	0	38	10	118	2	20	10	26-1	118	2	20	2	26	0	20	1	3	0	3	364
Totals		524	2,104	22	92	216	2,777	26	77	216	383-8	2,777	26	77	37	847	0	57	23	151	0	36	4,881
Opponent		487	2,112	21	80	224	2,984	22	76	224	408-7	2,984	22	76	38	759	2	90	36	247	0	34	5,096

DEFENSE

Date	Opponent	TACKLES			SACKS		FUMBLES		Pass		Blkd		Kicks		XPTS			Pts			
		Solo	Asst	Total	TFL	Yds	No	Yds	FF	FR	Yds	Int	Yds	QBH	Brk	Kick	Made		Att	Run	Rcv
9/3	Alabama State	40	18	58	9	30	6	27	1	1-0	0-0	3	2	0	0-2	0	1	0	0	0	26
9/10	at Colorado State	30	44	74	2	2	0-0	1	0-0	0-0	4	2	0	2-2	0	0	0	0	0	14	
9/16	Arizona State	39	44	83	5	10	1-2	1	2-0	1-0	1	7	0	4-4	0	0	0	0	28		
9/24	at Old Dominion	30	64	94	7	17	0-0	0	0-0	0-0	5	1	1	2-2	0	0	0	0	19		
10/8	Southern Miss	45	52	97	4	15	1-8	2	2-0	1-14	7	7	0	7-7	0	0	0	0	55		
10/15	at Rice	31	50	81	6	25	1-5	2	1-0	0-0	5	4	0	2-2	0	0	0	0	14		
10/22	UTEP	23	46	69	7	30	1-10	1	1-0	0-0	0	2	0	5-5	0	1	0	0	49		
10/29	North Texas	41	42	83	5	30	4-28	1	2-59	2-12	2	4	0	4-4	0	0	0	0	31		
11/5	at Middle Tennessee	42	24	66	6	39	5-33	1	1-0	3-2	2	2	0	6-6	0	0	0	0	45		
11/12	at Louisiana Tech	31	20	51	5	18	3-14	0	0-0	0-0	0	4	1	5-5	0	0	0	0	35		
11/19	at #22 Texas A&M	32	42	74	8	38	2-13	1	1-4	0-0	3	4	0	1-1	0	0	0	0	10		
11/26	Charlotte	21	22	43	8	30	2-16	0	0-0	0-0	6	7	0	3-3	0	0	0	0	33		
12/17	at New Mexico	35	26	61	5	17	1-10	1	0-0	0-0	0	2	1	2-2	0	0	0	0	20		
Totals		440	494	934	77	301	27-166	12	11-63	7-24	38	48	3	43-45	0	2	0	0	379		
Opponent		521	368	889	100	409	43-284	9	7-20	8-16	28	51	0	34-38	1	3	0	0	363		

SPECIAL TEAMS

Date	Opponent	PUNTING										FIELD GOALS				KICKOFFS			
		No	Yds	Avg	Long	Blkd	TB	FC	50+	120	Made	Att	Long	Blkd	No	Yds	Avg	TB	OB
9/3	Alabama State	5	174	34.8	46	0	0	1	0	2	0-0	0	0	5	309	61.8	3	0	
9/10	at Colorado State	7	302	43.1	57	0	0	3	1	0	0-0	0	0	3	184	61.3	2	0	
9/16	Arizona State	9	337	37.4	49	0	0	5	0	3	0-0	0	0	5	315	63.0	1	0	
9/24	at Old Dominion	6	272	45.3	60	0	0	0	2	1	1-1	26	0	4	245	61.2	1	1	
10/8	Southern Miss	4	175	43.8	49	0	0	0	0	1	2-2	45	0	9	554	61.6	0	0	
10/15	at Rice	7	293	41.9	59	0	0	2	1	2	0-0	0	0	3	192	64.0	2	0	
10/22	UTEP	4	152	38.0	54	0	1	2	1	3	5-2	43	0	5	301	60.2	2	0	
10/29	North Texas	6	238	39.7	51	0	0	1	1	1	1-1	33	0	6	374	62.3	2	0	
11/5	at Middle Tennessee	4	172	43.0	47	0	0	1	0	1	1-1	38	0	8	488	61.0	4	0	
11/12	at Louisiana Tech	5	229	45.8	51	0	0	1	2	0	0-0	0	0	6	280	46.7	2	0	
11/19	at #22 Texas A&M	6	293	48.8	59	0	1	2	3	1	2-1	24	0	3	172	57.3	0	0	
11/26	Charlotte	4	169	42.2	49	0	0	4	0	1	3-2	26	0	7	449	64.1	5	0	
12/17	at New Mexico	2	92	46.0	49	0	0	0	0	1	2-2	28	0	4	246	61.5	3	1	
Totals		69	2,898	42.0	60	0	2	22	11	17	12-17	45	0	68	4,109	60.4	27	2	
Opponent		67	2,724	40.7	59	0	7	31	8	18	15-19	54	1	63	3,881	61.6	25	1	

RED ZONE

Date	Opponent	Score	Times		Total Pts	TDs	Rush TDs	Pass TDs	FGs		Failed to score inside RZ						
			In RZ	Scored					Made	FGA	Downs	Int	Fumb	Half	Game		
9/3	Alabama State	W 26-13	4	3	18	3	1	2	0	0	0	0	0	0	1	0	0
9/10	at Colorado State	L 14-23	2	2	14	2	0	2	0	0	0	0	0	0	0	0	0
9/16	Arizona State	L 28-32	2	2	14	2	0	2	0	0	0	0	0	0	0	0	0
9/24	at Old Dominion	L 19-33	3	3	17	2	1	1	1	0	0	0	0	0	0	0	0
10/8	Southern Miss	W 55-32	6	6	38	5	5	0	1	0	0	0	0	0	0	0	0
10/15	at Rice	W 14-13	1	0	0	0	0	0	0	0	1	0	0	0	0	0	0
10/22	UTEP	L 49-52 (SOT)	4	4	25	3	1	2	1	0	0	0	0	0	0	0	0
10/29	North Texas	W 31-17	4	4	24	3	2	1	1	0	0	0	0	0	0	0	0
11/5	at Middle Tennessee	W 45-25	6	5	31	4	3	1	1	0	0	1	0	0	0	0	0
11/12	at Louisiana Tech	L 35-63	4	4	28	4	2	2	0	0	0	0	0	0	0	0	0
11/19	at #22 Texas A&M	L 10-23	2	2	10	1	0	1	1	0	0	0	0	0	0	0	0
11/26	Charlotte	W 33-14	8	5	26	3	1	2	2	1	0	0	0	0	0	2	0
12/17	at New Mexico	L 20-23	4	4	20	2	0	2	2	0	0	0	0	0	0	0	0
UTSA	— 44 of 50 (88.0%)		50	44	265	34	16	18	10	1	1	1	1	1	2	0	0

« 2016 OPPONENTS GAME-BY-GAME STATISTICS »



OFFENSE

Date	Opponent	RUSHING				RECEIVING				PASSING				KICK RETURNS				PUNT RETURNS				Total Off		
		No.	Yds	TD	Lg	No.	Yds	TD	Lg	Cmp	Att	Int	Yds	TD	Lg	No.	Yds	TD	Lg	No.	Yds		TD	Lg
9/3	Alabama State	37	145	1	28	13	142	1	36	13	23	0	142	1	36	2	16	0	11	4	29	0	12	287
9/10	at Colorado State	47	220	2	24	8	108	0	45	8	23	0	108	0	45	1	15	0	15	3	6	0	12	328
9/16	Arizona State	48	205	1	13	15	264	2	45	15	31	1	264	2	45	4	99	0	36	3	10	0	16	469
9/24	at Old Dominion	45	238	3	41	21	207	2	26	21	35	0	207	2	26	2	24	0	15	6	50	0	17	445
10/8	Southern Miss	39	179	1	28	25	378	3	35	25	50	1	378	3	35	9	142	0	25	4	51	0	31	557
10/15	at Rice	32	114	1	14	23	237	1	37	23	37	0	237	1	37	1	34	0	34	5	21	0	10	351
10/22	UTEP	38	159	3	41	16	285	4	74	16	24	0	285	4	74	3	36	0	22	1	-2	0	0	444
10/29	North Texas	34	152	1	80	27	257	1	38	27	38	2	257	1	38	4	72	0	23	3	48	0	34	409
11/5	at Middle Tennessee	28	110	1	25	22	259	2	53	22	38	3	259	2	53	4	71	0	24	2	9	0	6	369
11/12	at Louisiana Tech	30	180	3	30	17	293	4	68	17	27	0	293	4	68	3	151	2	90	3	21	0	11	473
11/19	at #22 Texas A&M	38	183	1	47	19	248	1	37	19	32	0	248	1	37	3	50	0	19	1	1	0	1	431
11/26	Charlotte	19	8	0	6	15	229	1	76	15	44	0	229	1	76	2	49	0	25	0	0	0	0	237
12/17	at New Mexico	52	219	3	27	3	77	0	34	3	6	0	77	0	34	0	0	0	0	1	3	0	3	296
Opponents		487	2,112	21	80	224	2,984	22	76	224	408	7	2,984	22	76	38	759	2	90	36	247	0	34	5,096
UTSA		524	2,104	22	92	216	2,777	26	77	216	383	8	2,777	26	77	37	847	0	57	23	151	0	36	4,881

DEFENSE

Date	Opponent	TACKLES			SACKS		FUMBLES		Pass		Blkd		Kicks		XPTS			Pts				
		Solo	Asst	Total	TFL	Yds	No	Yds	FF	FR	Yds	Int	Yds	QBH	Brk	Kick	Made		Att	Run	Rcv	Saf
9/3	Alabama State	33	38	71	6	20	2	14	2	3	0	0	5	0	1	1	0	0	0	0	0	13
9/10	at Colorado State	35	38	73	10	70	6	60	1	0	0	1	2	5	2	0	2	2	0	0	0	23
9/16	Arizona State	35	18	53	10	35	4	24	0	0	0	0	5	3	0	2	2	0	0	0	0	32
9/24	at Old Dominion	34	36	70	5	35	4	34	2	1	0	1	7	0	0	1	3	1	0	0	0	33
10/8	Southern Miss	29	28	57	9	26	2	14	0	0	0	0	2	1	0	3	3	0	1	0	0	32
10/15	at Rice	39	34	73	8	21	4	10	1	1	17	0	0	2	3	0	1	2	0	0	0	13
10/22	UTEP	48	36	84	9	25	2	6	0	0	0	1	6	0	0	5	5	0	1	0	0	52
10/29	North Texas	34	30	64	8	36	5	32	0	0	0	0	3	3	0	2	2	0	0	0	0	17
11/5	at Middle Tennessee	48	28	76	5	13	0	0	0	0	0	2	14	3	2	0	2	2	0	1	0	25
11/12	at Louisiana Tech	55	22	77	11	51	5	33	1	0	0	1	0	2	4	0	9	9	0	0	0	63
11/19	at #22 Texas A&M	39	26	65	8	38	6	36	1	1	0	0	2	4	0	2	2	0	0	0	0	23
11/26	Charlotte	57	14	71	5	26	3	21	1	1	3	0	0	2	6	0	2	2	0	0	0	14
12/17	at New Mexico	35	20	55	6	13	0	0	0	0	0	1	0	0	5	0	3	2	0	0	0	23
Opponents		521	368	889	100	409	43	284	9	7	20	8	16	28	51	0	34	38	1	3	0	363
UTSA		440	494	934	77	301	27	166	12	11	63	7	24	38	48	3	43	45	0	2	0	379

SPECIAL TEAMS

Date	Opponent	PUNTING										FIELD GOALS				KICKOFFS			
		No	Yds	Avg	Long	Blkd	TB	FC	50+	120	Made	Att	Long	Blkd	No	Yds	Avg	TB	OB
9/3	Alabama State	9	328	36.4	45	0	0	2	0	2	0	0	0	0	2	113	56.5	0	0
9/10	at Colorado State	7	327	46.7	59	0	1	2	2	5	3	3	46	0	5	318	63.6	3	0
9/16	Arizona State	3	134	44.7	49	0	0	3	0	1	4	5	54	0	8	511	63.9	6	0
9/24	at Old Dominion	5	169	33.8	46	0	1	1	0	3	0	0	0	0	6	355	59.2	1	0
10/8	Southern Miss	3	125	41.7	44	0	1	1	0	0	1	1	28	0	6	344	57.3	2	1
10/15	at Rice	6	242	40.3	54	0	0	2	1	4	0	2	0	0	3	195	65.0	2	0
10/22	UTEP	6	278	46.3	57	0	0	3	2	0	1	1	32	0	5	320	64.0	1	0
10/29	North Texas	4	177	44.2	52	0	1	1	1	0	1	1	20	0	3	183	61.0	1	0
11/5	at Middle Tennessee	4	140	35.0	37	0	0	4	0	0	1	1	30	0	3	182	60.7	1	0
11/12	at Louisiana Tech	3	162	54.0	58	0	2	0	2	0	1	0	0	1	10	596	59.6	1	0
11/19	at #22 Texas A&M	5	181	36.2	44	0	0	5	0	2	3	3	37	0	5	322	64.4	4	0
11/26	Charlotte	9	344	38.2	49	0	0	6	0	1	0	0	0	0	3	189	63.0	1	0
12/17	at New Mexico	3	117	39.0	43	0	1	1	0	0	1	1	52	0	4	253	63.2	2	0
Opponents		67	2,724	40.7	59	0	7	31	8	18	15	19	54	1	63	3,881	61.6	25	1
UTSA		69	2,898	42.0	60	0	2	22	11	17	12	17	45	0	68	4,109	60.4	27	2

RED ZONE

Date	Opponent	Score	Times		Total Pts	Rush TDs	Pass TDs	FGs Made	Failed to score inside RZ							
			In RZ	Scored					Downs	Int	Fumb	Half	Game			
9/3	Alabama State	W 26-13	1	1	7	1	1	0	0	0	0	0	0	0	0	0
9/10	at Colorado State	L 13-23	4	4	20	2	2	0	2	0	0	0	0	0	0	0
9/16	Arizona State	L 28-32	2	2	10	1	1	0	1	0	0	0	0	0	0	0
9/24	at Old Dominion	L 19-33	7	5	33	5	3	2	0	0	2	0	0	0	0	0
10/8	Southern Miss	W 55-32	5	3	17	2	1	1	1	0	1	1	0	0	0	0
10/15	at Rice	W 14-13	2	2	13	2	1	1	0	0	0	0	0	0	0	0
10/22	UTEP	L 49-52 (SOT)	5	4	24	3	2	1	1	0	0	0	1	0	0	0
10/29	North Texas	W 31-17	5	2	10	1	0	1	1	0	1	0	1	0	1	1
11/5	at Middle Tennessee	W 45-25	3	3	18	2	1	1	1	0	0	0	0	0	0	0
11/12	at Louisiana Tech	L 35-63	5	5	35	5	3	2	0	0	0	0	0	0	0	0
11/19	at #22 Texas A&M	L 10-23	5	4	16	1	0	1	3	0	0	0	0	0	1	0
11/26	Charlotte	W 33-14	1	0	0	0	0	0	0	0	1	0	0	0	0	0
12/17	at New Mexico	L 20-23	3	3	20	3	3	0	0	0	0	0	0	0	0	0
Opponents — 38 of 48 (79.2%)			48	38	223	28	18	10	10	0	5	1	2	2	0	0

« 2016 UTSA INDIVIDUAL STATISTICS »

RUSHING

Player	G	Att	Gain	Loss	Net	Avg	TD	Long	Avg/G
Williams, Jarveon	13	207	963	63	900	4.3	8	92	69.2
Rhodes, Jalen	12	155	867	40	827	5.3	9	80	68.9
Sturm, Dalton	13	110	550	237	313	2.8	4	51	24.1
Guidry, Matt	10	6	75	0	75	12.5	1	22	7.5
Clay, Tyrell	12	13	45	4	41	3.2	0	10	3.4
White, Corbin	5	4	10	0	10	2.5	0	3	2.0
Thomas Jr., Kerry	13	1	2	0	2	2.0	0	2	0.2
Winnegan, Brett	10	2	1	0	1	0.5	0	2	0.1
Jones, Brady	13	1	0	1	-1	-1.0	0	0	-0.1
McNair, Marquez	12	1	0	2	-2	-2.0	0	0	-0.2
Hall, Peyton	9	1	0	3	-3	-3.0	0	0	-0.3
Routsas, Yannis	13	1	0	12	-12	-12.0	0	0	-0.9
Team	5	5	0	12	-12	-2.4	0	0	-2.4
Johnson, Jared	7	17	27	62	-35	-2.1	0	8	-5.0
Total	13	524	2,540	436	2,104	4.0	22	92	161.8
Opponents	13	487	2,428	316	2,112	4.3	21	80	162.5

PASSING

Player	G	Effc	Cmp-Att-Int	Pct	Yds	TD	Lng	Avg/G
Sturm, Dalton	13	135.55	169-299-6	56.5	2,170	20	77	166.9
Johnson, Jared	7	132.77	41-75-1	54.7	564	4	42	80.6
Jones, Brady	13	165.73	1-3-0	33.3	8	1	8	0.6
Routsas, Yannis	13	189.60	3-3-0	100.0	32	0	30	2.5
Guidry, Matt	10	-50.00	1-2-1	50.0	0	0	0	0.0
Williams, Jarveon	13	455.20	1-1-0	100.0	3	1	3	0.2
Total	13	135.53	216-383-8	56.4	2,777	26	77	213.6
Opponents	13	130.70	224-408-7	54.9	2,984	22	76	229.5

RECEIVING

Player	G	No.	Yds	Avg	TD	Long	Avg/G
Stewart, Josh	13	36	682	18.9	5	77	52.5
Thomas Jr., Kerry	13	35	555	15.9	8	73	42.7
Jones, Brady	13	26	322	12.4	3	33	24.8
McNair, Marquez	12	24	271	11.3	3	33	22.6
Taylor, JaBryce	13	21	207	9.9	2	35	15.9
Williams, Jarveon	13	19	221	11.6	0	48	17.0
Rhodes, Jalen	12	17	160	9.4	1	27	13.3
Williams, Shaq	13	13	158	12.2	2	51	12.2
Stevens, Trevor	11	7	73	10.4	1	23	6.6
Campbell Jr., Greg	4	4	33	8.2	0	19	8.2
Stephens, Larry	12	4	25	6.2	0	8	2.1
White, Corbin	5	2	8	4.0	0	5	1.6
McLin, Jarrod	12	1	30	30.0	0	30	2.5
Godfrey, Darryl	13	1	9	9.0	0	9	0.7
Clay, Tyrell	12	1	9	9.0	0	9	0.8
Johnson, Jared	7	1	8	8.0	1	8	1.1
King, Andrew	12	1	8	8.0	0	8	0.7
Steward, Halen	1	1	5	5.0	0	5	5.0
Sturm, Dalton	13	1	0	0.0	0	0	0.0
Falcon, Victor	12	1	-7	-7.0	0	0	-0.6
Total	13	216	2,777	12.9	26	77	213.6
Opponents	13	224	2,984	13.3	22	76	229.5

TOTAL OFFENSE

Player	G	Plays	Rush	Pass	Total	Avg/G
Sturm, Dalton	13	409	313	2,170	2,483	191.0
Williams, Jarveon	13	208	900	3	903	69.5
Rhodes, Jalen	12	155	827	0	827	68.9
Johnson, Jared	7	92	-35	564	529	75.6
Guidry, Matt	10	8	75	0	75	7.5
Clay, Tyrell	12	13	41	0	41	3.4
Routsas, Yannis	13	4	-12	32	20	1.5
White, Corbin	5	4	10	0	10	2.0
Jones, Brady	13	4	-1	8	7	0.5
Thomas Jr., Kerry	13	1	2	0	2	0.2
Winnegan, Brett	10	2	1	0	1	0.1
McNair, Marquez	12	1	-2	0	-2	-0.2
Hall, Peyton	9	1	-3	0	-3	-0.3
Team	5	5	-12	0	-12	-2.4
Total	13	907	2,104	2,777	4,881	375.5
Opponents	13	895	2,112	2,984	5,096	392.0

PUNT RETURNS

Player	No.	Yds	Avg	TD	Long
Taylor, JaBryce	19	86	4.5	0	15
Guidry, Matt	4	65	16.2	0	36
Total	23	151	6.6	0	36
Opponents	36	247	6.9	0	34

KICK RETURNS

Player	No.	Yds	Avg	TD	Long
Guidry, Matt	19	434	22.8	0	57
Winnegan, Brett	13	311	23.9	0	39
Moore, Jordan	5	102	20.4	0	32
Total	37	847	22.9	0	57
Opponents	38	759	20.0	2	90

INTERCEPTIONS

Player	No.	Yds	Avg	TD	Long
Moore, Jordan	1	-2	-2.0	0	0
Gaines, Nate	1	0	0.0	0	0
Davis, Devron	1	0	0.0	0	0
Dahlquist, Chase	1	12	12.0	0	12
Tauaefa, Josiah	1	14	14.0	0	14
McGhee, Teddrick	1	0	0.0	0	0
Egwuagu, Michael	1	0	0.0	0	0
UTSA	7	24	3.4	0	14
Opponents	8	16	2.0	0	14

FUMBLE RETURNS

Player	No.	Yds	Avg	TD	Long
Egwuagu, Michael	1	59	59.0	1	59
Davenport, Marcus	1	4	4.0	0	4
Total	2	63	31.5	1	59
Opponents	2	20	10.0	1	17

ALL-PURPOSE

Player	G	Rush	Rec	PR	KOR	IR	Tot	Avg/G
Williams, Jarveon	13	900	221	0	0	0	1,121	86.2
Rhodes, Jalen	12	827	160	0	0	0	987	82.2
Stewart, Josh	13	0	682	0	0	0	682	52.5
Guidry, Matt	10	75	0	65	434	0	574	57.4
Thomas Jr., Kerry	13	2	555	0	0	0	557	42.8
Jones, Brady	13	-1	322	0	0	0	321	24.7
Sturm, Dalton	13	313	0	0	0	0	313	24.1
Winnegan, Brett	10	1	0	0	311	0	312	31.2
Taylor, JaBryce	13	0	207	86	0	0	293	22.5
McNair, Marquez	12	-2	271	0	0	0	269	22.4
Williams, Shaq	13	0	158	0	0	0	158	12.2
Moore, Jordan	13	0	0	0	102	-2	100	7.7
Stevens, Trevor	11	0	73	0	0	0	73	6.6
Clay, Tyrell	12	41	9	0	0	0	50	4.2
Campbell Jr., Greg	4	0	33	0	0	0	33	8.2
McLin, Jarrod	12	0	30	0	0	0	30	2.5
Stephens, Larry	12	0	25	0	0	0	25	2.1
White, Corbin	5	10	8	0	0	0	18	3.6
Tauaefa, Josiah	13	0	0	0	0	14	14	1.1
Dahlquist, Chase	10	0	0	0	0	12	12	1.2
Godfrey, Darryl	13	0	9	0	0	0	9	0.7
King, Andrew	12	0	8	0	0	0	8	0.7
Steward, Halen	1	0	5	0	0	0	5	5.0
Hall, Peyton	9	-3	0	0	0	0	-3	-0.3
Falcon, Victor	12	0	-7	0	0	0	-7	-0.6
Routsas, Yannis	13	-12	0	0	0	0	-12	-0.9
Team	5	-12	0	0	0	0	-12	-2.4
Johnson, Jared	7	-35	8	0	0	0	-27	-3.9
Total	13	,104	2,777	151	847	24	5,903	454.1
Opponents	13	2,112	2,984	247	759	16	6,118	470.6

« 2016 UTSA INDIVIDUAL STATISTICS »



SCORING

Player	TD	FGs	PATs				DXP	Saf	Points
			Kick	Rush	Rcv	Pass			
Falcon, Victor	0	12-17	43-43	0-0	0	0-0	0	0	79
Rhodes, Jalen	10	0-0	0-0	0-1	0	0-0	0	0	60
Williams, Jarveon	8	0-0	0-0	0-0	0	0-0	0	0	48
Thomas Jr., Kerry	8	0-0	0-0	0-0	0	0-0	0	0	48
Stewart, Josh	5	0-0	0-0	0-0	0	0-0	0	0	30
Sturm, Dalton	4	0-0	0-0	0-0	0	2-2	0	0	24
Jones, Brady	3	0-0	0-0	0-0	1	0-0	0	0	20
McNair, Marquez	3	0-0	0-0	0-0	0	0-0	0	0	18
Taylor, JaBryce	2	0-0	0-0	0-0	0	0-0	0	0	12
Williams, Shaq	2	0-0	0-0	0-0	0	0-0	0	0	12
Johnson, Jared	1	0-0	0-0	0-0	0	0-1	0	0	6
Guidry, Matt	1	0-0	0-0	0-0	0	0-0	0	0	6
Stevens, Trevor	1	0-0	0-0	0-0	0	0-0	0	0	6
Egwuagu, Michael	1	0-0	0-0	0-0	0	0-0	0	0	6
Campbell Jr., Greg	0	0-0	0-0	0-0	1	0-0	0	0	2
McGhee, Teddrick	0	0-0	0-0	0-0	0	0-0	1	0	2
Portillo, Daniel	0	0-0	0-2	0-0	0	0-0	0	0	0
Total	49	12-17	43-45	0-1	2	2-3	1	0	379
Opponents	46	15-19	34-38	1-2	3	3-5	0	0	363

PUNTING

Player	No.	Yds	Avg	Long	TB	FC	I20	50+	Blkd
Routsas, Yannis	69	2,898	42.0	60	2	22	17	11	0
UTSA	69	2,898	42.0	60	2	22	17	11	0
Opponents	67	2,724	40.7	59	7	31	18	8	0

FIELD GOALS

Player	FGM-FGA	Pct.	18-29	30-39	40-49	50+	Lg	Blk
Falcon, Victor	12-17	70.6	7-7	3-4	2-4	0-2	45	0
UTSA	12-17	70.6	7-7	3-4	2-4	0-2	45	0
Opponents	15-19	78.9	5-5	5-5	2-4	3-5	54	0

FG SEQUENCE	UTSA	OPPONENTS
Alabama State	—	—
Colorado State	—	(38),(28),(46)
Arizona State	—	(54),(54),(53),(45),(26)
Old Dominion	(26)	—
Southern Miss	(45),(26)	(28)
Rice	—	50,42
UTEP	52,51,(43),42,(33)	(32)
North Texas	(33)	(20)
Middle Tennessee	(38)	(30)
Louisiana Tech	—	44
Texas A&M	44,(24)	(24),(33),(37)
Charlotte	(21),(26),35	—
New Mexico	(27),(28)	(52)

Numbers in parentheses indicate field goal was made.

KICKOFFS

Player	No.	Yds	Avg	TB	OB	Retn	Net	YdLn
Portillo, Daniel	68	4,109	60.4	27	2	—	—	—
Total	68	4,109	60.4	27	2	759	39.3	25
Opponents	63	3,881	61.6	25	1	847	38.2	26

Starters Summary

Offense	QB	TB	WR (X)	WR (Z)	WR (H)	TE	LT	LG	C	RG	RT
Alabama State	Sturm	Williams,J	Stewart	Thomas Jr.	Steward (FB)	Stevens	Domond	Pratt	Perez-Isidoro	Darragh	Casillas
at Colorado State	Sturm	Rhodes	Stewart	Thomas Jr.	Jones,B	Stevens	Domond	Pratt	Perez-Isidoro	Darragh	Casillas
Arizona State	Sturm	Williams,J	Stewart	Thomas Jr.	Jones,B	McNair (WR)	Domond	Pratt	Perez-Isidoro	Beard	Casillas
at Old Dominion	Sturm	Williams,J	Stewart	Thomas Jr.	Williams,S (TE)	Stevens	Domond	Pratt	Perez-Isidoro	Beard	Casillas
Southern Miss	Sturm	Williams,J	Stewart	King,A (FB)	Guidry	Stevens	Domond	McKinney	Pratt	Beard	Casillas
at Rice	Sturm	Williams,J	Stewart	Thomas Jr.	Jones,B	McNair (WR)	Domond	McKinney	Pratt	Beard	Casillas
UTEP	Sturm	Williams,J	Stewart	Thomas Jr.	Jones,B	McNair (WR)	Domond	McKinney	Pratt	Beard	Casillas
North Texas	Sturm	Williams,J	Stewart	Stephens	King,A (FB)	Williams,S	Domond	McKinney	Pratt	Beard	Casillas
at Middle Tennessee	Sturm	Williams,J	Stewart	Thomas Jr.	King,A (FB)	Stevens	Domond	Pratt	Perez-Isidoro	Beard	Casillas
at Louisiana Tech	Sturm	Williams,J	Stewart	Thomas Jr.	King,A (FB)	Stevens	Domond	Pratt	Perez-Isidoro	Beard	Casillas
at #22 Texas A&M	Sturm	Williams,J	Stewart	Thomas Jr.	King,A (FB)	Stevens	Domond	Darragh	McKinney	Beard	Casillas
Charlotte	Sturm	Williams,J	Taylor	Thomas Jr.	Williams,S (TE)	Stevens	Domond	Pratt	McKinney	Beard	Casillas
New Mexico	Sturm	Williams,J	Stewart	Thomas Jr.	King,A (FB)	Stevens	Darragh	McKinney	Pratt	Beard	Casillas
Defense	DE	DT	DE	DE (SAM)	LB (MIKE)	LB (WILL)	SS (LION)	SS (RAM)	FS	CB	CB
Alabama State	Strong Jr.	Baker	Tuiolosega	Davenport	Tauaefa	Bass	Egwuagu	Moore	Gaines	Bailey	Henricks
at Colorado State	Strong Jr.	Baker	Tuiolosega	Davenport	Tauaefa	Bass	Egwuagu	Moore	Gaines	Bailey	Henricks
Arizona State	Strong Jr.	Baker	Tuiolosega	Davenport	Tauaefa	Bass	Egwuagu	Moore	Gaines	Bailey	McGhee
at Old Dominion	Kane	Baker	Tuiolosega	Davenport	Tauaefa	Curry	Egwuagu	Moore	Gaines	Bailey	McGhee
Southern Miss	Kane	Baker	Tuiolosega	Davenport	Tauaefa	Bass	Egwuagu	Moore	Gaines	Jupe	McGhee
at Rice	Kane	Baker	Tuiolosega	Davenport	Tauaefa	Bass	Egwuagu	Levine	Gaines	Jupe	McGhee
UTEP	Kane	Newton	Strong Jr.	Davenport	Tauaefa	Bass	Egwuagu	Moore	Gaines	Jupe	McGhee
North Texas	Kane	Tuiolosega	Strong Jr.	Davenport	Tauaefa	Bass	Egwuagu	Moore	Gaines	Jupe	McGhee
at Middle Tennessee	Kane	Tuiolosega	Strong Jr.	Napoles	Tauaefa	Bass	Egwuagu	Moore	Gaines	Jupe	McGhee
at Louisiana Tech	Kane	Tuiolosega	Strong Jr.	Davenport	Tauaefa	Bass	Egwuagu	Moore	Gaines	Jupe	McGhee
at #22 Texas A&M	Tuiolosega	King-Williams	Strong Jr.	Davenport	Bass	Austin III (S)	Egwuagu	Moore	Gaines	Jupe	Davis
Charlotte	Kane	Tuiolosega	Strong Jr.	Davenport	Tauaefa	Bass	Egwuagu	Moore	Gaines	Jupe	Davis
New Mexico	Kane	King-Williams	Strong Jr.	Davenport	Tauaefa	Bass	Egwuagu	Moore	Gaines	Jupe	Davis

Team Captains

- Alabama State** — Marcus Davenport, Yannis Routsas, Jarveon Williams
- at Colorado State** — Jordan Moore, Dalton Sturm, Josiah Tauaefa
- Arizona State** — Matt Bayliss, Michael Egwuagu, Trevor Stevens
- at Old Dominion** — Marcus Davenport, Darryl Godfrey, Dalton Sturm
- Southern Miss** — Ronnie Feist, Nate Gaines, Austin Pratt
- at Rice** — Teddrick McGhee, Jalen Rhodes, Josiah Tauaefa
- UTEP** — La'Kel Bass, Andrew Martel, Josh Stewart
- North Texas** — Ben Kane, JaBryce Taylor, Kerry Thomas Jr.
- at Middle Tennessee** — Marcos Curry, Brady Jones, Kevin Strong Jr.
- at Louisiana Tech** — Andrew King, Yannis Routsas, Jonathan Tuiolosega
- at #22 Texas A&M** — Marcus Davenport, Jevonte Domond, Michael Egwuagu, Jarveon Williams
- Charlotte** — Gabriel Casillas, Devron Davis, Vontrell King-Williams, Jordan Moore
- New Mexico** — Michael Egwuagu, JaBryce Taylor, Jarveon Williams



« 2016 UTSA DEFENSIVE STATISTICS »

#	Player	GP-GS	Tackles			TFL/Yds	Sacks		Pass Def		Fumbles		Blkd	
			Solo	Ast	Total		No-Yards	Int-Yds	BrUp	QBH	Rcv-Yds	FF	Kick	Saf
55	Tauaefa, Josiah	13	50	65	115	9-48	6-41	1-14	1	7				
42	Bass, La'Kel	13	33	54	87	11-47	5-33		1	3	2-0	1		
8	Egwuagu, Michael	13	43	40	83	7.5-30	0.5-1	1-0	7	2	1-59	2		
11	Gaines, Nate	13	47	33	80	3.5-4		1-0	7			1		
93	Davenport, Marcus	13	31	37	68	10-29	6.5-23		1	8	1-4	1		
29	Moore, Jordan	13	27	22	49	0.5-1		1-2	3	1		1		
43	Kane, Ben	13	13	33	46	2.5-22	2-21		1	1				
22	Feist, Ronnie	12	19	16	35	2-6	1-5			2				
92	Newton, King	12	9	22	31	2.5-8	1-6			4		2		
14	Levine, C.J.	13	15	17	32	0.5-3			2	1				
9	Curry, Marcos	13	13	17	30	2-4						1		
1	Davis, Devron	13	18	8	26	2-4		1-0	5					
27	McGhee, Teddrick	13	10	15	25			1-0	4					
54	Strong Jr., Kevin	12	12	12	24	6.5-23	1-8				1-0	2	2	
41	Jupe, Austin	12	13	9	22				5					
75	Tuiolosega, Jonathan	13	3	18	21	2.5-2			1	1	1-0		1	
24	Bailey, N'Keal	13	15	4	19	1-4			3					
99	Baker, Baylen	13	7	12	19	3.5-14	1-7		1	1				
47	Napoles, Romario	13	7	10	17	1.5-7			1	2				
90	Banks, Eric	13	9	3	12	3.5-28	2-17			2		1		
33	Dahlquist, Chase	10	3	8	11	1-2		1-12						
12	Martel, Andrew	13	5	5	10						2-0			
25	Austin III, Carl	13	7	3	10	1.5-4			1					
97	King-Williams, Vontrell	13	2	5	7				1					
23	Godfrey, Darryl	13	4	3	7	1-5				1				
26	Butler, JaColbie	11	5	2	7						1-0			
94	Wise, Solomon	11	4	1	5									
32	Hickey, Anthony	11	2	3	5	1-4	1-4		1					
49	Bayliss, Matt	13	4		4						1-0			
91	McLin, Jarrod	12	1	3	4				1					
51	Holman, Steven	7		3	3									
98	King, T.J.	11	1	2	3	1-2				2				
6	Henricks, Aneas	7	3		3				1		1-0			
14	Sturm, Dalton	13	1	1	2									
31	Clay, Tyrell	12		2	2									
96	Uesi, Franklin	13		2	2									
46	Damrow, Seth	2		1	1									
80	Stewart, Josh	13	1		1									
6	Henderson, Jaylon	3		1	1									
78	Domond, Jevonte	12		1	1									
10	Campbell Jr., Greg	4	1		1									
13	Portillo, Daniel	13		1	1									
39	Routsas, Yannis	13	1		1									
3	Dye Jr., Stanley	3	1		1									
Total		13	440	494	934	77-301	27-166	7-24	48	38	11-63	12	3	
Opponents		13	521	368	889	100-409	43-284	8-16	51	28	7-20	9		



INDIVIDUAL

Rushes	21	Jarveon Williams at Old Dominion (9/24)
	21	Jarveon Williams vs. UTEP (10/22)
	21	Jarveon Williams at Middle Tennessee (11/5)
	21	Jarveon Williams at Texas A&M (11/19)
Rushing Yards	165	Jalen Rhodes vs. Southern Miss (10/8)
Rushing TDs	3	Jalen Rhodes vs. Southern Miss (10/8)
	3	Jarveon Williams at Middle Tennessee (11/5)
Long Rush	92	Jarveon Williams vs. Southern Miss (10/8)
Passing Attempts	37	Dalton Sturm vs. Arizona State (9/16)
Passing Completions	20	Dalton Sturm vs. Alabama State (9/3)
Passing Yards	286	Dalton Sturm vs. Charlotte (11/26)
Passing TDs	3	Dalton Sturm Arizona State (9/16)
	3	Dalton Sturm vs. UTEP (10/22)
Long Pass	77	Dalton Sturm vs. Southern Miss (10/8)
Receptions	7	Josh Stewart at Louisiana Tech (11/12)
Receiving Yards	145	Kerry Thomas Jr. vs. Charlotte (11/26)
Receiving TDs	2	Josh Stewart at Rice (10/15)
	2	Kerry Thomas Jr. vs. UTEP (10/22)
Long Reception	77	Josh Stewart vs. Southern Miss (10/8)
Field Goals	2	Victor Falcon vs. Southern Miss (10/8)
	2	Victor Falcon vs. UTEP (10/22)
	2	Victor Falcon vs. Charlotte (11/26)
	2	Victor Falcon at New Mexico (12/17)
Long Field Goal	45	Victor Falcon vs. Southern Miss (10/8)
Punts	9	Yannis Routsas vs. Arizona State (9/16)
Punting Avg	48.8	Yannis Routsas at Texas A&M (11/19)
Long Punt	60	Yannis Routsas at Old Dominion (9/24)
Punts Inside 20	3	Yannis Routsas vs. Arizona State (9/16)
	3	Yannis Routsas vs. UTEP (10/22)
Long Punt Return	36	Matt Guidry at Louisiana Tech (11/12)
Long Kickoff Return	57	Matt Guidry at Middle Tennessee (11/5)
Tackles	15	Josiah Tauaefa at Old Dominion (9/24)
Sacks	2.0	Marcus Davenport vs. Alabama State (9/3)
	2.0	Josiah Tauaefa vs. Alabama State (9/3)
	2.0	La'Kel Bass at Middle Tennessee (11/5)
	2.0	Marcus Davenport at Louisiana Tech (11/12)
Tackles For Loss	3.0	Kevin Strong Jr. vs. Southern Miss (10/8)
Interceptions	1	Nate Gaines vs. Arizona State (9/16)
	1	Josiah Tauaefa vs. Southern Miss (10/8)
	1	Teddrick McGhee vs. North Texas (10/29)
	1	Chase Dahlquist vs. North Texas (10/29)
	1	Jordan Moore at Middle Tennessee (11/5)
	1	Devron Davis at Middle Tennessee (11/5)
	1	Michael Egwuagu at Middle Tennessee (11/5)

TEAM

Rushes	59	at Middle Tennessee (11/5)
Rushing Yards	339	vs. Southern Miss (10/8)
Yards Per Rush	9.7	vs. Southern Miss (10/8)
Rushing TDs	6	vs. Southern Miss (10/8)
Passing Attempts	42	at Louisiana Tech (11/12)
Passing Completions	23	vs. Charlotte (11/26)
Passing Yards	414	Charlotte (11/26)
Yards Per Pass	16.1	vs. Southern Miss (10/8)
Passing TDs	4	vs. UTEP (10/22)
Total Plays	89	vs. UTEP (10/22)
Total Offense	532	vs. Southern Miss (10/8)
Yards Per Play	11.3	vs. Southern Miss (10/8)
Points	55	vs. Southern Miss (10/8)
Sacks By	6	vs. Alabama State (9/3)
First Downs	29	vs. UTEP (10/22)
Penalties	10	vs. Southern Miss (10/8)
	10	vs. Charlotte (11/26)
Penalty Yards	95	vs. Charlotte (11/26)
Turnovers	4	vs. Alabama State (9/3)
Interceptions By	3	at Middle Tennessee (11/5)
Punts	9	vs. Arizona State (9/16)
Punting Avg	48.8	at Texas A&M (11/19)
Long Punt	60	at Old Dominion (9/24)
Punts Inside 20	3	vs. Arizona State (9/16)
	3	vs. UTEP (10/22)
Long Punt Return	36	at Louisiana Tech (11/12)

OPPONENT INDIVIDUAL

Rushes	22	Demario Richard, Arizona State (9/16)
	22	Jeremy Cox, Old Dominion (9/24)
Rushing Yards	113	Aaron Jones, UTEP (10/22)
Rushing TDs	2	Jeremy Cox, Old Dominion (9/24)
	2	Walter Dawn, UTEP (10/22)
	2	Richard McQuarley, New Mexico (12/17)
Long Rush	80	Mason Fine, North Texas (10/29)
Passing Attempts	47	Nick Mullens, Southern Miss (10/8)
Passing Completions	27	Mason Fine, North Texas (10/29)
Passing Yards	370	Nick Mullens, Southern Miss (10/8)
Passing TDs	4	Ryan Higgins, Louisiana Tech (11/12)
Long Pass	76	Hasaan Klugh, Charlotte (11/26)
Receptions	8	I'Tavius Mathers, Middle Tennessee (11/5)
Receiving Yards	126	Alfred Smith, Louisiana Tech (11/12)
Receiving TDs	2	Jonathan Duhart, Old Dominion (9/24)
	2	Aaron Jones, UTEP (10/22)
Long Reception	76	Austin Duke, Charlotte (11/26)
Field Goals	4	Zane Gonzalez, Arizona State (9/16)
Long Field Goal	54	Zane Gonzalez, Arizona State (9/16)
Punts	9	Trevor Vincent, Alabama State (9/3)
	9	Arthur Hart, Charlotte (11/26)
Punting Avg	54.0	Gerald Shouse, Louisiana Tech (11/12)
Long Punt	59	Hayden Hunt, Colorado State (9/10)
Punts Inside 20	5	Hayden Hunt, Colorado State (9/10)
Long Punt Return	34	Turner Smiley, North Texas (10/29)
Long Kickoff Return	90	Carlos Henderson, Louisiana Tech (11/12)
Tackles	14	TJ Ricks, Old Dominion (9/24)
Sacks	4.5	Myles Garrett, Texas A&M (11/19)
Tackles For Loss	4.5	Myles Garrett, Texas A&M (11/19)
Interceptions	1	Ronnie Scott, Alabama State (9/3)
	1	Braylin Scott, Colorado State (9/10)
	1	Brandon Addison, Old Dominion (9/24)
	1	Dashone Smith, UTEP (10/22)
	1	Charvarius Ward, Middle Tennessee (11/5)
	1	Mike Minter, Middle Tennessee (11/5)
	1	Ronald Lewis, Louisiana Tech (11/12)
	1	Lee Crosby, New Mexico (12/17)

OPPONENT TEAM

Rushes	52	New Mexico (12/17)
Rushing Yards	238	Old Dominion (9/24)
Yards Per Rush	6.0	Louisiana Tech (11/12)
Rushing TDs	3	Old Dominion (9/24)
	3	UTEP (10/22)
	3	Louisiana Tech (11/12)
	3	New Mexico (12/17)
Passing Attempts	50	Southern Miss (10/8)
Passing Completions	27	North Texas (10/29)
Passing Yards	378	Southern Miss (10/8)
Yards Per Pass	12.8	New Mexico (12/17)
Passing TDs	4	UTEP (10/22)
	4	Louisiana Tech (11/12)
Total Plays	89	Southern Miss (10/8)
Total Offense	557	Southern Miss (10/8)
Yards Per Play	8.3	Louisiana Tech (11/12)
Points	63	Louisiana Tech (11/12)
Sacks By	6	Colorado State (9/10)
	6	Texas A&M (11/19)
First Downs	31	Southern Miss (10/8)
Penalties	13	Alabama State (9/3)
	13	UTEP (10/22)
	13	Charlotte (11/26)
Penalty Yards	116	Charlotte (11/26)
Turnovers	4	North Texas (10/29)
	4	Middle Tennessee (11/5)
Interceptions By	2	Middle Tennessee (11/5)
Punts	9	Alabama State (9/3)
	9	Charlotte (11/26)
Punting Avg	54.0	Louisiana Tech (11/12)
Long Punt	59	Colorado State (9/10)
Punts Inside 20	5	Colorado State (9/10)
Long Punt Return	34	North Texas (10/29)



« 2016 UTSA LONG PLAYS »

2016 LONG PLAY CHART

Yards	Play	Opponent
92	Jarveon Williams rush	Southern Miss
82 (TD)	Michael Egwuagu blocked field goal return	Louisiana Tech
80 (TD)	Jalen Rhodes rush	Southern Miss
77	Josh Stewart pass from Dalton Sturm	Southern Miss
75 (TD)	Josh Stewart pass from Dalton Sturm	Rice
73 (TD)	Kerry Thomas Jr. pass from Dalton Sturm	Charlotte
71 (TD)	Kerry Thomas Jr. pass from Dalton Sturm	Southern Miss
59	Michael Egwuagu fumble return	North Texas
57	Matt Guidry kickoff return	Middle Tennessee
53 (TD)	Kerry Thomas Jr. pass from Dalton Sturm	UTEP
51 (TD)	Dalton Sturm rush	Alabama State
51	Shaq Williams pass from Dalton Sturm	Alabama State
48	Jarveon Williams pass from Dalton Sturm	Arizona State
48	Matt Guidry kickoff return	Charlotte
46	Jarveon Williams rush	Louisiana Tech
42	Josh Stewart pass from Jared Johnson	Old Dominion
39	Brett Winnegan kickoff return	Southern Miss
38	Jarveon Williams rush	New Mexico
37	Josh Stewart pass from Dalton Sturm	Alabama State
37	Brett Winnegan kickoff return	Southern Miss
36	Matt Guidry kickoff return	Louisiana Tech
36	Matt Guidry punt return	Louisiana Tech
36	Kerry Thomas Jr. pass from Dalton Sturm	Charlotte
36	Jarveon Williams rush	New Mexico
35	Kerry Thomas Jr. pass from Jared Johnson	Texas A&M
35	JaBryce Taylor pass from Jared Johnson	Charlotte
34	Brett Winnegan kickoff return	Arizona State
34 (TD)	Dalton Sturm rush	Arizona State
33	Marquez McNair pass from Dalton Sturm	Alabama State
33	Brady Jones pass from Dalton Sturm	UTEP
33	Jarveon Williams pass from Jared Johnson	Charlotte
32	Jordan Moore kickoff return	Colorado State
31	Jordan Moore kickoff return	Alabama State
31	Josh Stewart pass from Dalton Sturm	North Texas
30	Jarrod McLin pass from Yannis Routsas	UTEP
29	Josh Stewart pass from Jared Johnson	Louisiana Tech
28	Jarveon Williams pass from Dalton Sturm	Colorado State
28	Brett Winnegan kickoff return	Colorado State
28	Jalen Rhodes rush	Southern Miss
28 (TD)	Josh Stewart pass from Dalton Sturm	Rice
28 (TD)	Jalen Rhodes rush	UTEP
28	Matt Guidry kickoff return	Louisiana Tech
27	Jalen Rhodes pass from Dalton Sturm	Charlotte
27	Jarveon Williams rush	Old Dominion
26	Brady Jones pass from Dalton Sturm	Old Dominion
26	Matt Guidry kickoff return	North Texas
26 (TD)	Jalen Rhodes rush	Middle Tennessee
26	Marquez McNair pass from Jared Johnson	Charlotte
25 (TD)	Kerry Thomas Jr. pass from Dalton Sturm	Alabama State
25	Brett Winnegan kickoff return	Old Dominion
25	Brett Winnegan kickoff return	Southern Miss
25 (TD)	Brady Jones pass from Dalton Sturm	UTEP
25	Jarveon Williams rush	North Texas
25	Dalton Sturm rush	North Texas
25	Matt Guidry kickoff return	Middle Tennessee
24	Jalen Rhodes pass from Jared Johnson	Colorado State
24	Jarveon Williams pass from Dalton Sturm	Arizona State
24 (TD)	Shaq Williams pass from Dalton Sturm	Arizona State
24	Dalton Sturm rush	Southern Miss
23	Trevor Stevens pass from Dalton Sturm	Alabama State
23	Brett Winnegan kickoff return	Old Dominion
23	Jalen Rhodes rush	Southern Miss
23	Brett Winnegan kickoff return	UTEP
23	Matt Guidry kickoff return	Louisiana Tech
23	Matt Guidry kickoff return	Louisiana Tech
23	Jalen Rhodes rush	New Mexico
22	Dalton Sturm rush	Arizona State
22	Brett Winnegan kickoff return	UTEP
22	Jarveon Williams rush	UTEP
22 (TD)	Jarveon Williams rush	Middle Tennessee
22	Dalton Sturm rush	Louisiana Tech
22	Matt Guidry kickoff return	Louisiana Tech
22	Matt Guidry kickoff return	Louisiana Tech
22	Matt Guidry rush	Texas A&M
22	Jarveon Williams rush	New Mexico
21	Marquez McNair pass from Dalton Sturm	Colorado State
21	Brett Winnegan kickoff return	Rice
21 (TD)	Josh Stewart pass from Dalton Sturm	North Texas
21	Josh Stewart pass from Jared Johnson	Texas A&M
20	Kerry Thomas Jr. pass from Dalton Sturm	Colorado State
20 (TD)	Matt Guidry rush	Southern Miss
20	Matt Guidry kickoff return	UTEP
20	Jarveon Williams pass from Dalton Sturm	Middle Tennessee
20	Matt Guidry kickoff return	Louisiana Tech
20	Josh Stewart pass from Dalton Sturm	Louisiana Tech
20	Matt Guidry kickoff return	Charlotte
20	Matt Guidry punt return	Charlotte
20 (TD)	Marquez McNair pass from Jared Johnson	Charlotte
20	Matt Guidry kickoff return	New Mexico
20	Kerry Thomas Jr. pass from Dalton Sturm	New Mexico

LONG PLAYS BY THE NUMBERS

Long Plays By Yards	No.	TD
90+	1	0
80-89	1	1
70-79	4	3
60-69	0	0
50-59	5	2
40-49	4	0
30-39	19	1
20-29	55	10

Long Plays By Type	No.	TD
Rushing	23	7
Receiving	37	10
Punt Returns	2	0
Kickoff Returns	26	0
Interceptions	0	0
Fumble Returns	1	0
Blocked Field Goal Returns	1	1
Total	90	18

LONG PLAYS BY PLAYER

Player	No.	TD	R	P	KR	PR	IR	FR	O
Matt Guidry	18	1	2	0	14	2	0	0	0
Jarveon Williams	14	1	9	5	0	0	0	0	0
Josh Stewart	10	3	0	10	0	0	0	0	0
Brett Winnegan	10	0	0	0	10	0	0	0	0
Kerry Thomas Jr.	8	4	0	8	0	0	0	0	0
Jalen Rhodes	8	3	6	2	0	0	0	0	0
Dalton Sturm	6	2	6	0	0	0	0	0	0
Marquez McNair	4	1	0	4	0	0	0	0	0
Brady Jones	3	1	0	3	0	0	0	0	0
Shaq Williams	2	1	0	2	0	0	0	0	0
Jordan Moore	2	0	0	0	2	0	0	0	0
Michael Egwuagu	2	1	0	0	0	0	0	1	1
JaBryce Taylor	1	0	0	1	0	0	0	0	0
Jarrod McLin	1	0	0	1	0	0	0	0	0
Trevor Stevens	1	0	0	1	0	0	0	0	0
Total	90	18	23	37	26	2	0	1	1

LONGEST PLAYS

Rushing

92 Jarveon Williams vs. Southern Miss, 10/8/16

Rushing Touchdown

80 Jalen Rhodes vs. Southern Miss, 10/8/16

Passing

77 Josh Stewart from Dalton Sturm vs. Southern Miss, 10/8/16

Passing Touchdown

75 Josh Stewart from Dalton Sturm at Rice, 10/8/16

Punt Return

36 Matt Guidry at Louisiana Tech, 11/12/16

Kickoff Return

57 Matt Guidry at Middle Tennessee, 11/5/16

Interception Return

14 Josiah Tauaefa vs. Southern Miss, 10/8/16

Fumble Return

59 Michael Egwuagu vs. North Texas, 10/29/16

Blocked Field Goal Return

82 Michael Egwuagu at Louisiana Tech, 11/12/16

Punt

60 Yannis Routsas at Old Dominion, 9/24/16

Field Goal

45 Victor Falcon vs. Southern Miss, 10/8/16

« 2016 UTSA GAME-BY-GAME CAPSULES »



« GAME 1 — SATURDAY, SEPT. 3 » UTSA 26, ALABAMA STATE 13 SAN ANTONIO, TEXAS (ALAMODOME)

« GAME 2 — SATURDAY, SEPT. 10 » COLORADO STATE 23, UTSA 14 FORT COLLINS, COLO. (HUGHES STADIUM)

SAN ANTONIO — Dalton Sturm completed 20-of-25 passes en route to piling up 326 yards of total offense to lead UTSA to a 26-13 win against Alabama State on Saturday night at the Alamodome in the debut for head coach Frank Wilson.

The Roadrunners improved to 5-1 all-time in season openers in what was their first opening game at home since the inaugural contest against Northeastern State five years ago to the day.

"Winning feels fantastic. I'm so excited for our players, our program and this city" Wilson said. "The thing I told our team after postgame was be excited, man, we just won a game. They are hard to come by, so we'll take it how we can get it."

Sturm threw for 274 yards and a pair of touchdowns and added 52 yards on the ground, highlighted by a 51-yard score in the second quarter that put UTSA ahead for good.

Meanwhile, Josiah Tavaeafa led the defense with 13 tackles, including nine solo and a pair of sacks, while Marcus Davenport also registered two sacks to help the Roadrunners set a school record with six as a team.

The game began when Eric Banks forced an Alabama State fumble on the opening kickoff that was recovered by Andrew Martel at the Hornets' 6-yard line. Three plays later, Sturm connected with Marquez McNair in the back of the end zone to give the home team an early 6-0 lead.

Alabama State answered when Khalid Thomas capped a 13-play, 77-yard drive with a 1-yard scoring plunge. The extra point put the visitors ahead 7-6.

The Roadrunners regained the lead with Sturm's long scamper down the right sideline. The Goliad native then found Greg Campbell Jr. on the two-point conversion to make it 14-6.

By the end of the first half, Sturm was 10-of-11 through the air. UTSA extended its lead to start the second half. Jalen Rhodes ended a quick, six-play, 74-yard scoring march with a 1-yard TD run, but the extra point was wide left, leaving the score at 20-7.

The Roadrunners tacked on another score in the fourth when Sturm and Kerry Thomas Jr. hooked up on a 25-yard connection. The home team again went for two, but this time it failed.

With less than three minutes to play, a 36-yard TD pass from Quinterris Toppings to Palmer Graham provided the final 13-point margin.



Attendance: 22,380	1	2	3	4	Final
Alabama State (0-1)	7	0	0	6	13
UTSA (1-0)	6	8	6	6	26

SCORING SUMMARY

1st	13:39	UTSA	Marquez McNair 5-yd pass from Dalton Sturm (Daniel Portillo kick failed)	3-6, 1:12
	3:39	ALST	Khalid Thomas 1-yd run (David Albert kick)	13-77, 6:47
2nd	3:44	UTSA	Sturm 51-yd run (Greg Campbell Jr. pass from Sturm)	8-85, 3:20
3rd	12:00	UTSA	Jalen Rhodes 1-yd run (Portillo kick failed)	6-74, 3:00
4th	10:07	UTSA	Kerry Thomas Jr. 25-yd pass from Sturm (Jalen Rhodes run failed)	11-85, 3:46
	2:35	ALST	Palmer Graham 36-yd pass from Quinterris Toppings (Toppings pass failed)	4-37, 0:52

	ALST	UTSA
FIRST DOWNS	14	20
RUSHES-YARDS (NET)	37-145	34-162
PASSING YDS (NET)	142	287
Passes Comp-Att-Int	13-23-0	22-33-1
TOTAL OFFENSE PLAYS-YARDS	60-287	67-449
Fumble Returns-Yards	0-0	0-0
Punt Returns-Yards	4-29	7-20
Kickoff Returns-Yards	2-16	2-49
Interception Returns-Yards	1-0	0-0
Punts (No-Avg)	9-36.4	5-34.8
Fumbles-Lost	2-1	4-3
Penalties-Yards	13-79	8-80
Possession Time	30:29	29:31
Third-Down Conversions	2-14	6-13
Fourth-Down Conversions	2-2	1-1
Red-Zone Scores-Chances	1-1	3-4
Sacks By: Number-Yards	2-14	6-27

RUSHING: ALST—Thomas,Kh 12-93; Beckwith 6-31; King 2-10; Toppings 2-10; Thomas,Ke 2-4; Watkins 1-1; Young-Battle 12-(4). UTSA—Rhodes 16-78; Sturm 3-52; Williams,J 6-29; Clay 1-8; White 3-7; Jones,B 1-(1); Team 1-(1); McNair 1-(2); Johnson,J 2-(8).

PASSING: ALST—Young-Battle 11-18-0-102; Toppings 2-5-0-40. UTSA—Sturm 20-25-1-274; Johnson,J 2-8-0-13.

RECEIVING: ALST—Davis,J 4-38; White 2-10; Graham 1-36; King 1-23; Williams IV 1-9; Lee 1-8; Thomas,Kh 1-8; Beckwith 1-6; Beamus 1-4. UTSA—Williams,S 3-63; McNair 3-49; Stevens 3-47; Thomas Jr. 3-41; Jones,B 3-17; Stewart 2-48; Taylor 2-13; Steward 1-5; Campbell Jr. 1-4; Williams,J 1-0.

INTERCEPTIONS: ALST—Scott 1-0.

FUMBLES: ALST—Porter 1-1; Young-Battle 1-0. UTSA—McNair 1-1; Taylor 1-1; Williams,J 1-1; Team 1-0.

FORT COLLINS, Colo. — Colorado State rushed for 220 yards and held UTSA to minus-one yard on the ground en route to a 23-14 victory on Saturday afternoon at Hughes Stadium.

Dalyn Dawkins led the Rams' (1-1) ground attack with 68 yards and a touchdown on 15 carries, while Izzy Matthews added 49 and a score.

The Roadrunners (1-1) threw for 236 yards using two quarterbacks. Dalton Sturm completed 15-of-23 passes for 176 yards and a pair of TDs, while Jared Johnson added 60 yards on 5-of-7 passing. Jalen Rhodes hauled in a career-high five catches for 54 yards, while Kerry Thomas Jr. added four for 41 and his second score, a 10-yarder on UTSA's opening possession, in as many weeks.

The Rams piled up 193 yards on the ground in the first half in building a 20-14 lead at the break.

Colorado State got on the board first when Wyatt Bryan booted a 38-yard field goal to cap the game's opening drive.

UTSA responded with a 12-play, 61-yard scoring march on its first offensive possession.

Sturm completed 5-of-6 passes, including a 10-yard strike to Thomas Jr. in the middle of the end zone on what was the fourth third-down conversion of the drive. Victor Falcon's extra point gave the visitors a 7-3 lead with 5:34 left in the first quarter.

The Rams answered on their next possession.

Dawkins, who rushed for 34 yards on the drive, beat the Roadrunners defense to the left pylon on fourth down and goal from the one to put the home side back on top, 10-7, late in the opening stanza.

After Colorado State pushed its lead to 10 on a 6-yard scoring dash by Izzy Matthews with 3:18 left in the half, UTSA closed the gap to 17-14 on the ensuing possession. On 2nd-and-19, Sturm found Jarveon Williams over the middle for 28 yards down to the Rams 16. On the next play, the junior signal caller connected with Brady Jones over the middle for a touchdown with 14 seconds remaining until halftime.

However, the Rams struck quickly before the half, as Faton Bauta found Elroy Masters for 45 yards down to the UTSA 20. With two seconds left, two consecutive offsides penalties against the Roadrunners on missed field goal attempts gave Colorado State a third try from 28 yards out and the third time was the charm, as Bryan split the uprights to provide the six-point halftime lead.

Neither team scored in the second half until Bryan drilled a 46-yard field goal with 2:24 left to make it a two-possession game.

Colorado State held on from there in handing the Roadrunners their first loss of the season.

UTSA held the Rams to 61 yards of offense in the second half. Michael Egwuagu led the defense with a career-best 12 tackles, while Josiah Tavaeafa and Nate Gaines pitched in with nine apiece.



Attendance: 20,673	1	2	3	4	Final
UTSA (1-1)	7	7	0	0	14
Colorado State (1-1)	10	10	0	3	23

SCORING SUMMARY

1st	11:48	CSU	Wyatt Bryan 38-yd field goal	11-50, 3:12
	5:34	UTSA	Kerry Thomas Jr. 10-yd pass from Dalton Sturm (Falcon kick)	12-61, 6:05
	0:29	CSU	Dalyn Dawkins 1-yd run (Bryan kick)	12-75, 5:05
2nd	3:18	CSU	Izzy Matthews 6-yd run (Bryan kick)	9-49, 3:05
	0:20	UTSA	Brady Jones 16-yd pass from Sturm (Falcon kick)	8-75, 2:58
	0:00	CSU	Bryan 28-yd field goal	2-54, 0:15
4th	2:24	CSU	Bryan 46-yd field goal	8-33, 3:50

	UTSA	CSU
FIRST DOWNS	13	19
RUSHES-YARDS (NET)	34-(-1)	47-220
PASSING YDS (NET)	236	108
Passes Comp-Att-Int	20-30-1	8-23-0
TOTAL OFFENSE PLAYS-YARDS	64-235	70-328
Fumble Returns-Yards	0-0	0-0
Punt Returns-Yards	2-14	3-6
Kickoff Returns-Yards	2-60	1-15
Interception Returns-Yards	0-0	1-2
Punts (No-Avg)	7-43.1	7-46.7
Fumbles-Lost	1-0	2-0
Penalties-Yards	9-56	7-70
Possession Time	31:38	28:22
Third-Down Conversions	8-18	5-15
Fourth-Down Conversions	0-3	1-1
Red-Zone Scores-Chances	2-2	4-4
Sacks By: Number-Yards	0-0	6-60

RUSHING: UTSA—Rhodes 13-39; Johnson,J 2-10; Williams,J 8-10; Hall 1-(3); Sturm 10-(57). CSU—Dawkins 15-68; Matthews 12-49; Bauta 4-39; Clark 3-36; Kinsey 7-19; Hawkins 2-8; Gallup 1-4; Hill 1-1; Team 2-(4).

PASSING: UTSA—Sturm 15-23-1-176; Johnson,J 5-7-0-60. CSU—Bauta 6-17-0-82; Hill 2-6-0-26.

RECEIVING: UTSA—Rhodes 5-54; Thomas Jr. 4-41; Jones,B 3-39; McNair 3-34; Campbell Jr. 3-29; Williams,J 1-28; Taylor 1-11. CSU—Masters 3-67; Johnson,O 3-33; Wilson 2-8.

INTERCEPTIONS: CSU—Scott 1-2.

FUMBLES: UTSA—Sturm 1-0. CSU—Ruiz 2-0.



« 2016 UTSA GAME-BY-GAME CAPSULES »

« GAME 3 — FRIDAY, SEPT. 16 » ARIZONA STATE 32, UTSA 28 SAN ANTONIO, TEXAS (ALAMODOME)

SAN ANTONIO (AP) — The touchdowns came more easily back home in the desert. Down in Texas, the Arizona State Sun Devils found themselves in a grinder where every yard and score was tough to earn.

Kalen Ballage scored on a 2-yard run with 3:15 to play and Arizona State rallied from 16 points down in the second half for a rugged 32-28 win over Texas-San Antonio on Friday night.

Heavy favorites against a Conference USA program still in its infancy, the Sun Devils found themselves down early and fighting from behind nearly the entire game a week after putting up 68 points in a win over Texas Tech.

"Never give up," Arizona State linebacker DJ Calhoun said, adding his team was probably a bit "cocky" after its previous win. "We came in here thinking we could just run past this team. We fought. Never give up."

Arizona State scored two fourth-quarter touchdowns. Ballage, who tied an NCAA record with eight touchdowns against Texas Tech, capped the rally when he took a direct snap and powered over the goal line. The touchdown was set up by a defensive pass interference penalty on third down one play earlier.

Zane Gonzalez kicked four field goals, including two from 54 yards, for Arizona State (3-0) and became the Pac-12 career scoring leader.

Manny Wilkins passed for 264 yards and two touchdowns for the Sun Devils. Wilkins threw a 27-yard score to N'Keal Harry with 3 seconds left in the first half. His 45-yard pass to Frederick Gammage in the fourth quarter cut the UTSA lead to 28-25.

Wilkins shook off what looked like a ferocious hit in the first quarter and didn't miss a play.

"I don't ever sit on the floor," Wilkins. "I'm going to get up and go to the next play. I've got a fighter's mentality."

Dalton Sturm passed for 229 yards and three touchdowns for UTSA (1-2). He also ran for 82 yards, including a 34-yard touchdown in the third quarter that had the Roadrunners thinking about a program-changing upset.

"Proud of the effort we had," Sturm said. "But I felt like everybody else in the locker room: It hurts."

Attendance: 29,035	1	2	3	4	Final
Arizona State (3-0)	3	9	3	17	32
UTSA (1-2)	14	0	14	0	28

SCORING SUMMARY

1st	12:09	ASU	Zane Gonzalez 54-yd field goal	8-30, 2:51
	5:58	UTSA	JaBryce Taylor 10-yd pass from Dalton Sturm (Victor Falcon kick)	11-75, 6:11
	1:43	UTSA	Jalen Rhodes 11-yd pass from Sturm (Falcon kick)	3-14, 0:56
2nd	8:02	ASU	Gonzalez 54-yd field goal	7-55, 1:09
	0:03	ASU	N'Keal Harry 27-yd pass from Manny Wilkins (Gonzalez kick)	12-91, 3:06
3rd	12:25	UTSA	Sturm 34-yd run (Falcon kick)	5-92, 2:35
	8:20	UTSA	Shaq Williams 24-yd pass from Sturm (Falcon kick)	1-24, 0:08
	3:22	ASU	Gonzalez 45-yd field goal	8-37, 3:22
4th	14:55	ASU	Gonzalez 26-yd field goal	11-40, 3:59
	11:40	ASU	Frederick Gammage 45-yard pass from Wilkins (Gonzalez kick)	4-68, 1:04
	3:15	ASU	Kalen Ballage 2-yd run (Gonzalez kick)	9-58, 3:50

	ASU	UTSA
FIRST DOWNS	25	16
RUSHES-YARDS (NET)	48-205	30-93
PASSING YDS (NET)	264	229
Passes Comp-Att-Int	31-15-1	37-19-0
TOTAL OFFENSE PLAYS-YARDS	79-469	67-322
Fumble Returns-Yards	0-0	0-0
Punt Returns-Yards	3-10	0-0
Kickoff Returns-Yards	4-99	2-42
Interception Returns-Yards	0-0	1-0
Punts (No-Avg)	3-44.7	9-37.4
Fumbles-Lost	3-2	0-0
Penalties-Yards	3-30	5-21
Possession Time	30:07	29:53
Third-Down Conversions	7-15	6-17
Fourth-Down Conversions	0-0	1-2
Red-Zone Scores-Chances	2-2	2-2
Sacks By: Number-Yards	4-24	1-2

RUSHING: ASU—Richard 22-95; Ballage 14-62; Wilkins 9-47; Harry 1-4; Team 2-(3). UTSA—Sturm 15-82; Rhodes 5-12; Williams, J 10-(1).

PASSING: ASU—Wilkins 15-31-1-264. UTSA—Sturm 19-37-0-229.

RECEIVING: ASU—Harry 5-78; Ballage 5-41; Smith, Ca 3-88; Gammage 2-57. UTSA—Williams, J 5-81; McNair 5-41; Williams, S 2-37; Taylor, J 2-20; Stewart 2-19; Rhodes 1-11; Thomas Jr. 1-10; Jones, B 1-10.

INTERCEPTIONS: UTSA—Gaines 1-0.

FUMBLES: ASU—Ballage 2-1; Hayes 1-1.

« GAME 4 — SATURDAY, SEPT. 24 » OLD DOMINION 33, UTSA 19 NORFOLK, VA. (BALLARD STADIUM)

NORFOLK, Va. — Old Dominion scored touchdowns on four consecutive possessions, one right before halftime and three more in the second half, en route to a 33-19 victory against UTSA on Saturday afternoon in the Conference USA opener for both teams at Ballard Stadium.

The Monarchs (2-2, 1-0 C-USA) were trailing 7-6 late in the first half before a 2-yard touchdown run by quarterback David Washington with 26 seconds left until halftime put them back on top, 13-7.

ODU then reached paydirt on its first three drives of the second half in building a 33-19 lead that would stand.

The Roadrunners (1-3, 0-1 C-USA) gave up the ball on a fumble in the backfield on their first play from scrimmage in the second half. Six plays later, ODU's Jeremy Cox scored his second touchdown of the afternoon on a 3-yard rush around left end. The extra-point attempt was blocked and returned for two points by UTSA's Teddrick McGhee, which made the score 19-9 in favor of the Monarchs.

UTSA cut the deficit to six points after Victor Falcon drilled a 26-yard field goal to cap a six-play, 66-yard drive. It was the Roadrunners' first field goal attempt of the season.

ODU responded with a 13-play, 82-yard scoring march that ended on a 2-yard pass from Washington to Jonathan Duhart. The two-point conversion failed, leaving the Monarchs' lead at 25-12.

On their next possession, Old Dominion covered 82 yards in nine plays, the last another short scoring connection from Washington, who finished with 207 yards passing and another 69 on the ground, to Duhart. Cox found the end zone on the two-point try to make it 33-19 with 11:55 remaining.

For UTSA, Jarveon Williams rushed for a season-high 93 yards and a score on 21 carries, while Jalen Rhodes added 68 and another 34 receiving. Josh Stewart hauled in a career-best four catches for 80 yards, while Brady Jones added three receptions for 51 yards and he also threw an 8-yard touchdown to backup quarterback Jared Johnson in the third quarter.

Defensively, Josiah Tauaefa posted a career-high 15 tackles, one shy of UTSA's school record, and Ronnie Feist added nine stops.

ODU got on the board first, as Cox's 5-yard touchdown rush ended a quick three-play, 58-yard drive. The extra-point attempt was good.

After a slow start offensively, the Roadrunners took the ground to get things going.

UTSA drove 81 yards on 13 plays — all rushes — on a scoring march that was capped with a 7-yard jaunt by Williams. The extra point gave the visitors a 7-6 advantage with 11:44 left in the second quarter.

Attendance: 20,118	1	2	3	4	Final
UTSA (1-3, 0-1 C-USA)	0	7	12	0	19
Old Dominion (2-2, 1-0 C-USA)	6	7	12	8	33

SCORING SUMMARY

1st	9:06	ODU	Jeremy Cox 5-yd run (Bailey Cate kick failed)	3-58, 1:02
2nd	11:44	UTSA	Jarveon Williams 7-yd run (Victor Falcon kick)	13-81, 5:29
	0:26	ODU	David Washington 2-yd run (Cate kick)	8-80, 1:21
3rd	12:02	ODU	Cox 3-yd rush (Cate kick blocked)	6-23, 2:38
	12:02	UTSA	Teddrick McGhee blocked PAT return	—
	9:41	UTSA	Falcon 26-yd field goal	6-66, 2:21
	4:50	ODU	Jonathan Duhart 2-yd pass from Washington (Washington run failed)	13-82, 4:45
	0:46	UTSA	Jared Johnson 8-yd TD from Brady Jones (Falcon kick)	10-74, 3:58
4th	11:55	ODU	Duhart 1-yd pass from Washington (Cox run)	9-82, 3:46

	UTSA	ODU
FIRST DOWNS	21	27
RUSHES-YARDS (NET)	39-131	45-238
PASSING YDS (NET)	211	207
Passes Comp-Att-Int	15-30-1	21-35-0
TOTAL OFFENSE PLAYS-YARDS	69-342	80-445
Fumble Returns-Yards	0-0	0-0
Punt Returns-Yards	1-13	6-50
Kickoff Returns-Yards	5-80	2-24
Interception Returns-Yards	0-0	1-0
Punts (No-Avg)	6-45.3	5-33.8
Fumbles-Lost	4-1	2-0
Penalties-Yards	8-69	3-30
Possession Time	27:03	32:57
Third-Down Conversions	5-14	6-15
Fourth-Down Conversions	0-1	0-2
Red-Zone Scores-Chances	3-3	5-7
Sacks By: Number-Yards	0-0	4-34


RUSHING: UTSA—Williams, J 21-93; Rhodes 12-68; Johnson, J 1-4; Team 1-0; Sturm 4-(34). ODU—Cox, J 22-103; Washington 6-69; Lawry 9-42; Pascal 3-19; Jackson 3-9; Team 1-(2); Cate 1-(2).

PASSING: UTSA—Sturm 8-17-1-103; Johnson, J 6-12-0-100; Jones, B 1-1-0-8. ODU—Washington 21-35-0-207.

RECEIVING: UTSA—Stewart 4-80; Jones, B 3-51; Thomas Jr. 3-24; Rhodes 2-34; Taylor 1-12; Johnson, J 1-8; Williams, S 1-2. ODU—Duhart 6-86; Fulgham 5-55; Pascal 5-42; Lawry 1-12; Hayes 1-10; Cox, J 1-4; Strong 1-3; Vaughn 1-(5).

INTERCEPTIONS: ODU—Addison 1-0.

FUMBLES: UTSA—Winnegan 1-0; Moore 1-0; Sturm 1-0; Williams, J 1-1. ODU—Brown 2-0.



« 2016 UTSA GAME-BY-GAME CAPSULES »



« GAME 5 — SATURDAY, OCT. 8 » UTSA 55, SOUTHERN MISS 32 SAN ANTONIO, TEXAS (ALAMODOME)

SAN ANTONIO — Jalen Rhodes and Jarveon Williams each had 100-yard games on the ground and UTSA rushed for a school-record 339 overall en route to a 55-32 victory against Southern Miss in Conference USA action on Saturday at the Alamodome.

Rhodes carried 14 times for a career-high 165 yards and a school-record-tying three touchdowns en route to becoming the third Roadrunner to score three times on the ground in a game. The sophomore from Rowlett had a career-best 80-yard TD scamper that helped give the Roadrunners (2-3, 1-1 C-USA) a 35-14 lead midway through the second quarter.

Williams added 122 yards on 15 totes, including the longest play in program history, a 92-yarder in the final stanza that helped seal the victory.

In fact, UTSA recorded four of the 13 longest plays in school annals in piling up a school-record 532 yards of offense on just 47 plays, including an all-time high of 339 rushing. The Roadrunners averaged 11.3 yards per play, also a new program standard, and scored their most points against both a Football Bowl Subdivision and conference opponent.

The Golden Eagles (4-2, 2-1) posted 557 yards of offense, 378 through the air, but they could not overcome UTSA's offensive output in falling for the second time in three tries against the Roadrunners.

UTSA stormed out of the gates and built a quick 21-0 advantage through the first seven minutes, using only 11 plays in the process.

On the third play from scrimmage, Dalton Sturm found a wide-open Kerry Thomas Jr. deep over the middle for a 71-yard touchdown pass.

Sturm, who finished 10-of-12 passing for 193 yards, then hit Josh Stewart for a 77-yard pass down to the Southern Miss 3-yard line on the first play of UTSA's next possession. One play later, Williams punched it in to put the Roadrunners up by two scores.

UTSA struck again on their third drive on a six-play, 57-yard march that was capped with Rhodes' first TD of the day, a 4-yard scamper.

After UTSA went up 28-7 on a 6-yard run by Williams near the end of the opening quarter, the visitors cut the deficit to two scores on an Ito Smith 1-yard TD run that finished off a 10-play, 79-yard march highlighted by a 33-yard pass from Nick Mullens to Allenzae Stagers.

The Roadrunners responded with Rhodes' 80-yard score that came on the first play of their next possession, and the home team eventually held a 38-21 lead at the break after Victor Falcon's 45-yard field goal as time expired in the first half.

Southern Miss used a 28-yard field goal on its first drive of the second half to pull to within 38-24, but that was as close as the Golden Eagles got the rest of the game.

Matt Guidry took a jet sweep 20 yards around left end for his first career touchdown on UTSA's next possession to make it 45-24, and Falcon later booted his second field goal of the day, this one from 26 yards, to double up the visitors.

Southern Miss made things interesting when Mullens, who threw for 370 yards on 24-of-47 passing, hit Chase Whitehead on a 33-yard TD pass and then found Julian Allen on the two-point conversion to make it a two-possession contest with 6:47 left to play.

The Golden Eagles got the ball back on the UTSA 31 after a 31-yard punt return by D'Nerius Antoine, but Josiah Tauaefa stepped in front of a Mullens pass on the goal line three plays later to give the ball back to UTSA.

Williams' 92-yard dash set up Rhodes' third score of the day and provided the final 23-point margin.

Tauaefa led the defense with 12 tackles, his third double-digit outing of his redshirt freshman campaign, and the interception. Nate Gaines added 10 stops, a pair of pass breakups and a forced fumble, while La'Kel Bass turned in eight tackles and a fumble recovery.

Attendance: 19,818	1	2	3	4	Final
Southern Miss (4-2, 2-1 C-USA)	7	14	3	8	32
UTSA (2-3, 1-1 C-USA)	28	10	7	10	55

SCORING SUMMARY

1st	13:38	UTSA	Kerry Thomas Jr. 71-yd pass from Dalton Sturm (Victor Falcon kick)	3-75, 1:22
	11:45	UTSA	Jarveon Williams 3-yd run (Falcon kick)	2-80, 0:30
	7:15	UTSA	Jalen Rhodes 4-yd run (Falcon kick)	6-57, 3:10
	3:08	USM	Jay/Shawn Washington 17-yd pass from Nick Mullens (Parker Shaunfield kick)	10-84, 4:07
	0:20	UTSA	Williams,J 6-yd run (Falcon kick)	5-82, 2:48
2nd	11:33	USM	Ito Smith 1-yd run (Shaunfield kick)	10-79, 3:47
	7:26	UTSA	Rhodes 80-yd run (Falcon kick)	1-80, 0:13
	3:24	USM	D.J. Thompson 35-yd pass from Mullens (Shaunfield kick)	10-80, 4:02
	0:00	UTSA	Falcon 45-yd field goal	6-34, 3:24
3rd	9:10	USM	Shaunfield 28-yd field goal	13-75, 5:50
	6:23	UTSA	Matt Guidry 20-yd run (Falcon kick)	6-57, 2:47
4th	10:50	UTSA	Falcon 26-yd field goal	4-5, 1:40
	6:47	USM	Chase Whitehead 33-yd pass from Mullens (Julian Allen pass from Mullens)	13-86, 4:03
	1:57	UTSA	Rhodes 3-yd run (Falcon kick)	4-85, 1:18

	USM	UTSA
FIRST DOWNS	31	17
RUSHES-YARDS (NET)	39-179	35-339
PASSING YDS (NET)	378	193
Passes Comp-Att-Int	25-50-1	10-12-0
TOTAL OFFENSE PLAYS-YARDS	89-557	47-532
Fumble Returns-Yards	0-0	0-0
Punt Returns-Yards	4-51	1(-2)
Kickoff Returns-Yards	9-142	3-101
Interception Returns-Yards	0-0	1-14
Punts (No-Avg)	3-41.7	4-43.8
Fumbles-Lost	4-2	0-0
Penalties-Yards	5-57	10-81
Possession Time	34:41	25:19
Third-Down Conversions	10-18	3-9
Fourth-Down Conversions	2-4	0-0
Red-Zone Scores-Chances	3-5	6-6
Sacks By: Number-Yards	2-14	1-8

RUSHING: USM—Smith,I 20-94; Parks 5-44; Stoggers 1-28; Payne 9-19; Adamson 1-6; Team 1(-5); Mullens 2(-7). UTSA—Rhodes 14-165; Williams,J 15-122; Sturm 5-32; Guidry 1-20.

PASSING: USM—Mullens 24-47-1-370; Adamson 1-3-0-8. UTSA—Sturm 10-12-1-193.

RECEIVING: USM—Thompson 7-89; Stoggers 6-92; Robertson 3-65; Whitehead 3-63; Smith,I 3-22; Jones 1-22; Washington 1-17; Brickley 1-8. UTSA—Stewart 2-85; White 2-8; Thomas Jr. 1-71; Williams,S 1-8; Williams,J 1-7; Rhodes 1-7; Taylor 1-4; Stevens 1-3.

INTERCEPTIONS: UTSA—Tauaefa 1-14.

FUMBLES: USM—Mullens 1-1; Antoine 1-1; Robertson 1-0; Team 1-0.

« GAME 6 — SATURDAY, OCT. 15 » UTSA 14, RICE 13 HOUSTON, TEXAS (RICE STADIUM)

HOUSTON — Josh Stewart hauled in a pair of touchdowns receptions and UTSA held on for a 14-13 victory at Rice in Conference USA action on Saturday night at Rice Stadium.

The Roadrunners (3-3, 2-1 C-USA) built a 14-6 halftime lead, but they had to hold off a furious rally in recording their first-ever win at Rice Stadium.

Stewart led the offense with a career-high 103 receiving yards to record the Roadrunners' first 100-yard receiving game since David Morgan II at Arizona in the 2015 season opener.

Additionally, Jalen Rhodes rushed for a team-high 79 yards on 18 carries, while Jarveon Williams gained 40 yards on the ground to become the program's all-time rushing leader with 1,786 yards.

The offense was backed by a strong defensive effort led by La'Kel Bass' career-best 12 tackles and another 10 from Josiah Tauaefa, the nation's leading freshman, as the Roadrunners held their opponent to its fewest points since a 25-6 win at UTEP on Oct. 3, 2015.

The Owls (0-6, 0-4 C-USA) grabbed an early 6-0 lead when Tyler Stehling drove the home squad 75 yards on 13 plays, capped with a 13-yard touchdown run by the senior signal caller. However, the extra-point try following the score bounced off the upright and the miss proved to loom large throughout the night.

On UTSA's second possession of the game, quarterback Dalton Sturm found Stewart open deep over the middle for a 75-yard touchdown. Victor Falcon's extra point gave the visitors a 7-6 lead.

In the second quarter following a muffed punt that was recovered by JaColbie Butler deep inside Rice territory, Sturm hooked up again with Stewart for a 28-yard scoring connection in the right corner of the end zone. The point after pushed the Roadrunners' lead to 14-6 with 5:01 left in the first half. It marked the Roadrunners' fifth score (four TDs/one FG) after forcing a special teams turnover this season.

Rice cut the deficit to 14-12 when Samuel Stewart hauled in a 13-yard touch pass from Stehling midway through the third quarter. The Owls elected to kick the extra point to make it a one-point contest.

UTSA threatened to put the game out of reach late in the fourth.

Sturm, who threw for 209 yards and the two TDs on 17-of-25 passing, hit Larry Stephens with a 5-yard pass on second-down-and-goal that gave the visitors the ball at the Rice 2-yard line. However, the Roadrunners were stopped short of paydirt on third and fourth downs, giving the ball back to the Owls with five minutes remaining.

Rice drove quickly to the UTSA 24, but Haden Tobola's 42-yard field goal attempt missed wide right with 1:27 left.

The Roadrunners ran the time down to 20 seconds before having to punt. Rice then put together passing plays of 18 and 19 yards down to the UTSA 27, but time expired as the home team was trying to stop the clock.

Attendance: 20,134	1	2	3	4	Final
UTSA (3-3, 2-1 C-USA)	7	7	0	7	14
Rice (0-6, 0-4 C-USA)	6	0	7	0	13

SCORING SUMMARY

1st	10:17	RICE	Tyler Stehling 13-yd run (Haden Tobola kick failed)	13-75, 4:43
	5:01	UTSA	Josh Stewart 75-yd pass from Dalton Sturm (Victor Falcon kick)	3-81, 1:27
2nd	13:29	UTSA	Stewart 28-yd pass from Sturm (Falcon kick)	1-28, 0:08
3rd	7:49	RICE	Samuel Stewart 15-yd pass from Stehling (Tobola kick)	9-84, 3:08

	UTSA	RICE
FIRST DOWNS	16	22
RUSHES-YARDS (NET)	38-125	32-114
PASSING YDS (NET)	209	237
Passes Comp-Att-Int	17-25-0	23-37-0
TOTAL OFFENSE PLAYS-YARDS	63-334	69-351
Fumble Returns-Yards	0-0	1-17
Punt Returns-Yards	2-0	5-21
Kickoff Returns-Yards	1-21	1-34
Interception Returns-Yards	0-0	0-0
Punts (No-Avg)	7-41.9	6-40.3
Fumbles-Lost	1-1	3-1
Penalties-Yards	8-60	3-20
Possession Time	30:55	29:05
Third-Down Conversions	7-15	8-17
Fourth-Down Conversions	0-1	0-0
Red-Zone Scores-Chances	0-1	2-2
Sacks By: Number-Yards	1-5	4-10

RUSHING: UTSA—Rhodes 18-79; Williams,J 13-40; Sturm 7-6. RICE—Stewart 17-77; Walter 5-20; Davis 3-11; Dillard 2-7; Stehling 4-0; German 1(-1).

PASSING: UTSA—Sturm 17-25-0-209. RICE—Stehling 23-37-0-237.

RECEIVING: UTSA—Rhodes 4-24; Jones,B 3-29; Stewart 2-103; Stephens 2-13; Williams,S 2-10; Taylor 1-14; King 1-8; Williams,J 1-5; Stevens 1-3. RICE—Cella 6-42; Stewart 5-33; Alaka 4-59; Granson 3-58; Wright,Z 2-12; Walter 2-3; Mayden 1-30.

FUMBLES: UTSA—Rhodes 1-1. RICE—Stewart 2-0; Ellerbe,N 1-1.

« 2016 UTSA GAME-BY-GAME CAPSULES »

« GAME 7 — SATURDAY, OCT. 22 » UTEP 52, UTSA 49 (5OT) SAN ANTONIO, TEXAS (ALAMODOME)

SAN ANTONIO — UTEP's Warren Redix caught a 6-yard touchdown pass from Ryan Metz just inside the front corner pylon to help lift the Miners to a 52-49 victory against UTSA in five overtimes on Saturday night in Conference USA action at the Alamodome.

The five-overtime game was the longest in league history and is tied for the fifth-longest in NCAA Football Bowl Subdivision annals. The Roadrunners (3-4, 2-2 C-USA) took a 49-46 lead in the final extra period when Victor Falcon connected on a 33-yard field goal.

Needing at least a field goal to force a sixth overtime, the Miners (2-5, 1-3 C-USA) used rushing plays of eight, six and five yards to move down to the UTSA six. Metz then rolled out to his right and found Redix on the sideline with the game-winning pass.

UTSA took a 28-14 lead midway through the third quarter when Jalen Rhodes dashed off left tackle for 28 yards to paydirt.

However, UTEP battled back to knot the score at 28 on a 27-yard pass from Metz to Aaron Jones and a 74-yard touchdown connection from Kavika Johnson to Walter Dawn late in the third stanza.

A scoreless fourth quarter sent the Roadrunners into their fourth all-time overtime game. The two teams traded field goals in the first extra period.

UTEP scored first in the second overtime on a 25-yard pass from Metz to Jones, who rushed for a game-high 113 yards on 21 carries and added four receptions for 56 yards and a pair of scores.

The Roadrunners answered to tie it at 38 with their own 25-yard TD pass from Dalton Sturm to Brady Jones.

Sturm and Kerry Thomas Jr. connected for the second time for paydirt in the third overtime. Forced to go for two by overtime rules, UTSA converted on a pass from Sturm to Jones to put the home side up, 46-38.

The Miners responded when Dawn took an end-around 12 yards for a score. Metz then found Hayden Plinke alone in the end zone for two to tie the score once again at 46.

Sturm finished with 214 yards and three touchdowns on 18-of-34 passing and added 74 yards on the ground to help UTSA post 525 yards of offense. Jarveon Williams led the ground game with 104 yards, his sixth 100-yard game as a Roadrunner, while Rhodes added 84. Thomas Jr. hauled in five catches for 89 yards and a pair of scores en route to becoming the school's career TD receptions leader with 10.

Trick plays were the theme of the night.

Midway through the first quarter, the Roadrunners successfully executed the program's first-ever fake field goal when Yannis Routsas hit Jarrod McLin with a 30-yard pass down to the UTEP 3-yard line. That set up another trick play when Williams took a direct snap and executed a jump pass to Shaq Williams in the back of the end zone for the first score of the night.

The Roadrunners built the lead out to 14-0 when Thomas Jr. caught his first TD pass of the night, a 53-yarder from Sturm with a little less than three minutes remaining in the opening stanza.

UTEP tied the score after a 41-yard scoring scamper by Jones on the final play of the first quarter and an 8-yard scoring run by Dawn with 6:34 left in the half.

Sturm then capped a 16-play, 75-yard drive that ate 6:49 off the clock with a 1-yard quarterback sneak to help push the Roadrunners to a 21-14 halftime advantage.

Attendance: 23,633	1	2	3	4	OT	Final
UTEP (2-5, 1-3 C-USA)	7	7	14	0	24	52
UTSA (3-4, 2-2 C-USA)	14	7	7	0	21	49

SCORING SUMMARY

1st	6:05	UTSA	Shaq Williams 3-yd pass from Jarveon Williams (Victor Falcon kick)	13-70, 6:43
	2:54	UTSA	Kerry Thomas Jr. 53-yard pass from Dalton Sturm (Falcon kick)	2-55, 0:48
	0:00	UTEP	Aaron Jones 41-yd run (Jay Mattox kick)	6-75, 2:54
2nd	6:54	UTEP	Walter Dawn 8-yd run (Mattox kick)	6-65, 2:59
	0:05	UTSA	Sturm 1-yd run (Falcon kick)	16-75, 6:49
3rd	11:46	UTSA	Jalen Rhodes 28-yd run (Falcon kick)	6-75, 3:14
	7:03	UTEP	Jones 27-yd pass from Ryan Metz (Mattox kick)	7-97, 4:43
	1:11	UTEP	Dawn 74-yard pass from Kavika Johnson (Mattox kick)	4-85, 2:14
OT1	—	UTSA	Falcon 43-yd field goal	4(-1), —
	—	UTEP	Mattox 32-yd field goal	6-11, —
OT2	—	UTEP	Jones 25-yd pass from Metz (Mattox kick)	1-25, —
	—	UTSA	Brady Jones 25-yd pass from Sturm (Falcon kick)	3-25, —
OT3	—	UTSA	Thomas Jr. 9-yd pass from Sturm (Jones pass from Sturm)	4-25, —
	—	UTEP	Dawn 12-yd run (Plinke pass from Metz)	3-25, —
OT5	—	UTSA	Falcon 33-yd field goal	4-9, —
	—	UTEP	Warren Redix 6-yd pass from Metz	4-25, —

	UTEP	UTSA
FIRST DOWNS	19	29
RUSHES-YARDS (NET)	38-159	52-278
PASSING YDS (NET)	285	247
Passes Comp-Att-Int	16-24-0	21-37-1
TOTAL OFFENSE PLAYS-YARDS	62-444	89-525
Fumble Returns-Yards	0-0	0-0
Punt Returns-Yards	1-(-2)	3-34
Kickoff Returns-Yards	3-36	4-79
Interception Returns-Yards	1-0	0-0
Punts (No-Avg)	6-46.3	4-38.0
Fumbles-Lost	3-1	0-0
Penalties-Yards	13-72	7-65
Possession Time	25:19	34:41
Third-Down Conversions	6-13	9-19
Fourth-Down Conversions	0-0	1-1
Red-Zone Scores-Chances	4-5	4-4
Sacks By: Number-Yards	2-6	1-10

RUSHING: UTEP—Jones, Aa 21-113; Dawn 4-38; Johnson, K 5-16; Sinegal 1-2; Team 2-(-3); Metz 5-(-7). UTSA—Williams, J 21-104; Rhodes 15-84; Sturm 15-74; Guidry 1-16.

PASSING: UTEP—Metz 15-23-0-211; Johnson, K 1-1-0-74. UTSA—Sturm 18-34-1-214; Routsas 1-1-0-30; Williams, J 1-1-0-3; Guidry 1-1-0-0.

RECEIVING: UTEP—Plinke 4-84; Jones, Aa 4-56; Sinegal 2-21; Redix 2-12; Dawn 1-74; Taylor 1-19; Freytag 1-19; Johnson, K 1-0. UTSA—Thomas Jr. 5-89; Taylor 4-31; Jones, B 3-60; Stewart 3-21; Williams, J 2-7; McLin 1-30; McNair 1-6; Williams, S 1-3; Sturm 1-0.

INTERCEPTIONS: UTEP—Smith 1-0.

FUMBLES: UTEP—Metz 1-0; Jones, Aa 1-0; Team 1-1.

« GAME 8 — SATURDAY, OCT. 29 » UTSA 31, NORTH TEXAS 17 SAN ANTONIO, TEXAS (ALAMODOME)

SAN ANTONIO — Jalen Rhodes and Jarveon Williams rushed for 74 yards apiece to help lead UTSA to a 31-17 victory against North Texas in Conference USA action on Saturday night at the Alamodome.

The running backs led a balanced offensive attack by the Roadrunners (4-4, 3-2 C-USA), who registered their third all-time win in four tries against the Mean Green (4-4, 2-2 C-USA).

Rhodes piled up his 74 yards on just nine carries (8.2 avg) and added a pair of touchdowns to increase his team-leading totals to seven on the ground and eight overall this season.

Meanwhile, Williams increased his program-leading career rushing-yards total to 1,964.

Quarterback Dalton Sturm completed 10-of-19 passes for 142 yards and two TDs, pushing his season total to 15.

The defense forced four turnovers (two fumbles/two interceptions) and was led by the trio of La'Kel Bass, Marcus Davenport and Nate Gaines, who each recorded eight tackles.

UTSA built a 14-0 halftime lead on the strength of big plays and a stiff defense.

On their second possession, the Roadrunners marched 49 yards on 11 plays to break the ice.

Sturm hit Kerry Thomas Jr. on a slant route from seven yards out to put UTSA on the board and give Thomas Jr. sole possession of the school's single-season TD reception record with six.

UTSA pushed its lead out to 14 when Sturm hit Josh Stewart on a 21-yard touchdown pass in the corner of the end zone with 11:27 left in the second quarter. That play was set up by a 25-yard scramble by Sturm and an 18-yard completion to Marquez McNair.

The Roadrunners held North Texas to just 44 yards through the first 25 minutes before a late drive gave the visitors life.

The Mean Green used a 38-yard pass from Mason Fine to Jeffrey Wilson to move inside the UTSA 10-yard line in the final minute. With 11 seconds left and facing third-and-goal from the one, defensive tackle King Newton jarred the ball loose from Wilson and safety Michael Egwuagu scooped and returned it 59 yards to the North Texas 40 as time expired in the half.

North Texas got on the board on the first play from the scrimmage in the second half when quarterback Mason Fine found an open running lane and sped 80 yards for a touchdown to cut the deficit in half.

UTSA was held to a three-and-out on its first drive, but the defense came up big with a fumble recovery by Jonathan Tuiolesega at the North Texas 36-yard line to help set up Victor Falcon's 33-yard field goal with 10:47 left in the third.

On the Mean Green's next possession, Chase Dalquist came up with his first career interception and returned it to midfield to set up UTSA for another score. A 31-yard completion from Sturm to Stewart set up UTSA inside the North Texas 30. Four plays later, Rhodes dashed nine yards up the middle for his first touchdown run of the night to put the home team up 24-7.

After a North Texas field goal made it 24-10, Rhodes found paydirt again on a 19-yard scamper with just under 10 minutes remaining to push the lead to 31-10.

The Mean Green made things interesting when Fine hit Kenny Buyers with a 10-yard touchdown pass to cap an 11-play, 78-yard scoring drive that made it 31-17 with 5:45 left to play.

North Texas then recovered the onside kick near midfield and drove to the UTSA 3-yard line before an offensive pass interference call and a sack by Josiah Tauaefa pushed the visitors back to the 21 for fourth-and-goal. The UTSA defense held, as the pass went incomplete out of the back of the end zone.

Attendance: 19,553	1	2	3	4	Final
North Texas (4-4, 2-2 C-USA)	0	0	7	10	17
UTSA (4-4, 3-2 C-USA)	7	7	10	7	31

SCORING SUMMARY

1st	5:34	UTSA	Kerry Thomas Jr. 7-yd pass from Dalton Sturm (Victor Falcon kick)	11-49, 5:17
2nd	11:27	UTSA	Josh Stewart 21-yd pass from Sturm (Falcon kick)	5-80, 2:40
3rd	14:40	UNT	Mason Fine 80-yd run (Trevor Moore kick)	1-80, 0:20
	10:47	UTSA	Falcon 33-yd field goal	7-20, 2:46
	5:34	UTSA	Jalen Rhodes 9-yd run (Falcon kick)	6-50, 2:30
4th	14:17	UNT	Moore 20-yd field goal	13-72, 6:17
	9:51	UTSA	Rhodes 19-yd run (Falcon kick)	8-69, 4:26
	5:45	UNT	Kenny Buyers 10-yd pass from Fine (Moore kick)	11-78, 4:06

	UNT	UTSA
FIRST DOWNS	22	19
RUSHES-YARDS (NET)	34-152	41-176
PASSING YDS (NET)	257	142
Passes Comp-Att-Int	27-38-2	10-19-0
TOTAL OFFENSE PLAYS-YARDS	72-409	60-318
Fumble Returns-Yards	0-0	1-59
Punt Returns-Yards	3-48	2-17
Kickoff Returns-Yards	4-72	2-34
Interception Returns-Yards	0-0	2-12
Punts (No-Avg)	4-44.2	6-39.7
Fumbles-Lost	4-2	0-0
Penalties-Yards	2-25	4-39
Possession Time	30:41	29:19
Third-Down Conversions	6-14	7-14
Fourth-Down Conversions	0-1	0-0
Red-Zone Scores-Chances	2-5	4-4
Sacks By: Number-Yards	5-32	4-28

RUSHING: UNT—Fine 12-91; Wilson, J 19-43; Ivery 3-18. UTSA—Williams, J 18-74; Rhodes 9-74; Sturm 14-28.

PASSING: UNT—Fine 27-38-2-257. UTSA—Sturm 10-19-0-142.

RECEIVING: UNT—Thompson 6-65; Buyers 5-30; Wilson, J 4-44; Goree 4-29; Smiley 3-45; Ivery 2-18; Robinson 2-17; Wilson, T 1-9. UTSA—Stewart 4-84; McNair 4-45; Thomas Jr. 2-13.

INTERCEPTIONS: UTSA—Dalquist 1-12; McGhee 1-0.

FUMBLES: UNT—Wilson, J 2-1; Fine 2-1.





« GAME 9 — SATURDAY, NOV. 5 »
UTSA 45, MIDDLE TENNESSEE 25
MURFREESBORO, TENN. (FLOYD STADIUM)

MURFREESBORO, Tenn. — Jarveon Williams led a potent ground attack with 109 yards and UTSA stormed past Middle Tennessee, 45-25, in Conference USA action on Saturday afternoon at Johnny "Red" Floyd Stadium.

Williams topped the 100-yard mark for the seventh time in his career and the program's all-time leading rusher increased his career tally to 2,073. The senior from Converse Judson also scored three touchdowns on the ground to tie the school's single-game record and push his career mark to 17.

Following running back Jalen Rhodes added 81 yards and a score to move the sophomore into a tie atop UTSA's single-season rushing TD list with eight.

All totaled, the Roadrunners (5-4, 4-2 C-USA) registered 270 yards on the ground en route to scoring their most-ever points in a road game.

Meanwhile, the defense held the Blue Raiders (6-3, 3-2 C-USA) to 110 yards rushing, forced four turnovers for the second straight contest and turned in six tackles for loss, including five sacks (Middle Tennessee had surrendered just five for the year coming into Saturday). La'Kel Bass posted a team-high nine stops with two sacks, a forced fumble and fumble recovery, while Michael Egwuagu pitched in with his sixth career interception, one of three on the day for the visitors, to go along with eight stops.

UTSA built a 28-10 halftime advantage behind a strong running game that piled up 152 yards and a stingy defense that limited Middle Tennessee to 161 total yards, including just 16 rushing, in the first 30 minutes.

On the game's opening possession, the Roadrunners marched 66 yards in 11 plays to take an early lead after Williams found paydirt from six yards out.

The Blue Raiders responded with a quick scoring drive, going 75 yards in just a minute and 25 seconds and only five plays, the last a 16-yard TD pass from Brent Stockstill to Dennis Andrews.

UTSA reclaimed the lead late in the first quarter when Rhodes dashed 26 yards up the middle to the end zone to cap a 43-yard drive, all on the ground.

The visitors extended their advantage to two touchdowns in the second quarter after Williams punched it in from two yards out to put an end to a 15-play, 70-yard march that burned 6:55 off the clock, their longest drive of the year by time. In fact, UTSA controlled the time of possession throughout with 37:50 to just 22:10 for the Blue Raiders.

Middle Tennessee backup quarterback John Urzua, who was forced into action after an second-quarter injury to Stockstill, was picked off by Jordan Moore at the Blue Raiders' 40-yard line. Nine plays later, Dalton Sturm found Josh Stewart in the corner of the end zone for a 16-yard scoring connection to help put UTSA up 28-7 with less than two minutes to play in the second stanza.

The home team cut the deficit to 18 on a 30-yard field goal by Canon Rooker as time expired in the half.

The two teams traded touchdowns to start the third quarter.

On the home team's first possession of the second half, Richie James hauled in a 53-yard touchdown pass from Urzua to make it 28-17, but UTSA answered with a 22-yard TD scamper by Williams with 10:55 left in the frame.

The Roadrunners extended their lead to 42-17 when Sturm scored on a 1-yard quarterback sneak late in the third quarter.

The Blue Raiders cut into the UTSA lead on a 1-yard touchdown rush by Terelle West and a two-point conversion pass from Urzua to CJ Windham midway through the fourth quarter, but that was as close as Middle Tennessee got the rest of the way.

Victor Falcon booted a 38-yard field goal with 4:10 left to provide the final 20-point margin.

Attendance: 13,505	1	2	3	4	Final
UTSA (5-4, 4-2 C-USA)	14	14	14	3	45
Middle Tennessee (6-3, 3-2 C-USA)	7	3	7	8	25

SCORING SUMMARY

1st	10:12	UTSA	Jarveon Williams 6-yd run (Victor Falcon kick)	11-66, 4:48
	8:47	MTSU	Dennis Andrews 16-yd pass from Brent Stockstill (Canon Rooker kick)	5-75, 1:25
	2:14	UTSA	Jalen Rhodes 26-yd run (Falcon kick)	5-43, 2:30
2nd	6:13	UTSA	Williams 2-yd run (Falcon kick)	15-70, 6:55
	1:27	UTSA	Josh Stewart 16-yd pass from Dalton Sturm (Falcon kick)	9-40, 3:59
	0:00	MTSU	Rooker 30-yd field goal	7-62, 1:27
3rd	11:37	MTSU	Richie James 53-yd pass from John Urzua (Rooker kick)	5-80, 1:16
	10:55	UTSA	Williams 22-yd run (Falcon kick)	2-39, 0:42
	0:52	UTSA	Sturm 1-yd run (Falcon kick)	7-49, 3:10
4th	7:11	MTSU	Terelle West 1-yd run (CJ Windham pass from Urzua)	9-83, 3:20
	4:10	UTSA	Falcon 38-yd field goal	6-16, 3:01

	UTSA	MTSU
FIRST DOWNS	24	19
RUSHES-YARDS (NET)	59-270	28-110
PASSING YDS (NET)	108	259
Passes Comp-Att-Int	9-21-2	22-38-3
TOTAL OFFENSE PLAYS-YARDS	80-378	66-369
Fumble Returns-Yards	0-0	0-0
Punt Returns-Yards	0-0	2-9
Kickoff Returns-Yards	2-82	4-71
Interception Returns-Yards	3-(-2)	2-14
Punts (No-Avg)	4-43.0	4-35.0
Fumbles-Lost	1-0	1-1
Penalties-Yards	3-25	4-32
Possession Time	37:50	22:10
Third-Down Conversions	11-19	2-12
Fourth-Down Conversions	2-2	0-2
Red-Zone Scores-Chances	5-6	3-3
Sacks By: Number-Yards	5-33	0-0

RUSHING: UTSA—Williams, J 21-109; Rhodes 18-81; Sturm 8-49; Clay 7-25; Guidry 2-5; Johnson 1-2; Winnegan 1-0; Team 1 (-1). MTSU—Mathers 15-93; Lee 1-25; West 4-25; Stockstill 4-(-3); Urzua 4-(-30).

PASSING: UTSA—Sturm 9-20-2-108; Jones, B 0-1-0-0; Guidry 0-1-1-0. MTSU—Urzua 14-27-3-161; Stockstill 8-11-0-98.

RECEIVING: UTSA—Stewart 3-38; Jones, B 2-18; Williams, J 1-20; McNair 1-17; Taylor 1-14; Rhodes 1-1. MTSU—Mathers 8-63; James 5-100; Andrews 4-40; Lee 3-41; Brown 1-13; Smith, P 1-2.

INTERCEPTIONS: UTSA—Davis 1-0; Egwuagu 1-0; Moore 1-(-2). MTSU—Ward 1-14; Minter 1-0.

FUMBLES: UTSA—Rhodes 1-0. MTSU—Urzua 1-1.

« GAME 10 — SATURDAY, NOV. 12 »
LOUISIANA TECH 63, UTSA 35
RUSTON, LA. (JOE AILLET STADIUM)

RUSTON, La. — Josh Stewart had his second 100-yard receiving game of the season, but Ryan Higgins passed for 293 yards and four touchdowns to lead Louisiana Tech to a 63-35 victory against UTSA in Conference USA action on Saturday at Joe Aillet Stadium.

The Bulldogs (8-3, 6-1 C-USA) tallied 473 yards of offense and a season high in points in downing the Roadrunners (5-5, 4-3 C-USA).

Stewart piled up 113 yards on seven catches to break the program's single-season receiving yards record.

Jarveon Williams nearly turned in his eighth career 100-yard game on the ground, as the senior rushed for 95 yards and a pair of touchdowns on 18 carries.

LA Tech got off to a quick start, as Carlos Henderson returned the opening kickoff 90 yards for a touchdown, the first of three scores for the junior wide receiver.

UTSA responded with a 13-play, 87-yard scoring drive that chewed 6:39 off the clock. Dalton Sturm completed passes of 18 and 12 yards to Stewart and also had a 22-yard scramble that helped set up Williams' first score of the day, a 1-yard plunge.

The Bulldogs then scored 28 unanswered points on four consecutive possessions to build a 35-7 advantage late in the first half.

Jarred Craft's 1-yard TD run provided a 14-7 edge for the home team after the first 15 minutes.

Henderson hauled in a 6-yard pass from Higgins for a score early in the second quarter and Higgins then found Alfred Smith for a 68-yard scoring connection on the Bulldogs' next possession.

Henderson capped the next drive with a touchdown on a 14-yard reverse to push LA Tech's lead to 28.

UTSA cut the deficit to 35-14 just before the break.

Matt Guidry's 36-yard kickoff return and a face mask penalty on the play helped set up the visitors at the LA Tech 46. Sturm promptly found Stewart on a 20-yard completion on third down and a targeting call put the ball at the 17-yard line. Five plays later, Williams found paydirt for the second time from one yard out.

The Bulldogs pushed their lead back to 28 after Trent Taylor caught a 5-yard touchdown pass from Higgins early in the third quarter.

Neither team scored until Jared Johnson found Kerry Thomas Jr. for a 4-yard TD pass on fourth down and goal with 14:48 left to play.

LA Tech answered when Higgins completed a 50-yard touchdown pass to Marlon Watts down the sideline. The extra point made it 49-21 with 12:01 on the clock.

Nearly six minutes later, the Bulldogs had a field goal attempt blocked by Kevin Strong Jr. and Michael Egwuagu picked up the loose ball and returned it 82 yards for a score. Victor Falcon's extra point pulled the Roadrunners to within 49-28 with just over six minutes remaining.

UTSA then cut the deficit to two scores when Johnson hit Marquez McNair with a 4-yard touchdown pass with 3:32 left.

The Roadrunners then tried an onside kick, which was returned 45 yards for a TD to help seal the game for LA Tech.

Marcus Davenport had seven tackles, including a pair of sacks, while Josiah Tauaefa also registered seven stops to lead the UTSA defense.

Attendance: 23,012	1	2	3	4	Final
UTSA (5-5, 4-3 C-USA)	7	7	0	21	35
Louisiana Tech (8-3, 6-1 C-USA)	14	21	7	21	63

SCORING SUMMARY

1st	14:44	LTU	Carlos Henderson 90-yd kickoff return (Jonathan Barnes kick)	—
	8:05	UTSA	Jarveon Williams 1-yd run (Victor Falcon kick)	13-87, 6:39
	3:12	LTU	Jarred Craft 1-yd run (Barnes kick)	5-60, 2:10
2nd	13:28	LTU	Henderson 6-yd pass from Ryan Higgins (Barnes kick)	7-60, 2:33
	10:33	UTSA	Alfred Smith 68-yd pass from Higgins (Barnes kick)	2-72, 0:40
	2:54	LTU	Henderson 14-yd run (Barnes kick)	6-66, 2:51
	0:57	UTSA	Williams 1-yd run (Falcon kick)	7-46, 1:57
3rd	11:00	LTU	Trent Taylor 5-yd pass from Higgins (Barnes kick)	7-67, 2:52
4th	14:48	UTSA	Kerry Thomas Jr. 4-yd pass from Jared Johnson (Falcon kick)	11-80, 3:14
	12:01	LTU	Marlon Watts 50-yd pass from Higgins (Barnes kick)	5-81, 2:47
	6:05	UTSA	Michael Egwuagu 82-yd blocked field goal return (Falcon kick)	—
	3:32	UTSA	Marquez McNair 4-yd pass from Jared Johnson (Falcon kick)	7-36, 1:23
	3:23	LTU	Craft 45-yd kickoff return (Taylor kick)	—
	0:05	LTU	J'Mar Smith 1-yd run (Barnes kick)	6-31, 3:02

	UTSA	LTU
FIRST DOWNS	20	23
RUSHES-YARDS (NET)	42-131	30-180
PASSING YDS (NET)	179	293
Passes Comp-Att-Int	22-42-1	17-27-0
TOTAL OFFENSE PLAYS-YARDS	84-310	57-473
Fumble Returns-Yards	0-0	0-0
Punt Returns-Yards	1-36	3-21
Kickoff Returns-Yards	9-188	3-151
Interception Returns-Yards	0-0	1-0
Punts (No-Avg)	5-45.8	3-54.0
Fumbles-Lost	2-0	0-0
Penalties-Yards	9-92	6-80
Possession Time	33:45	26:15
Third-Down Conversions	9-20	3-7
Fourth-Down Conversions	4-6	0-0
Red-Zone Scores-Chances	4-4	5-5
Sacks By: Number-Yards	3-14	5-33

RUSHING: UTSA—Williams, J 18-95; Rhodes 9-29; Sturm 9-21; Clay 3-2; Thomas Jr. 1-2; Johnson 2-(-18). LTU—Scott 10-80; Craft 9-55; Smith, J 3-23; Henderson 2-15; Higgins 6-7.

PASSING: UTSA—Sturm 12-22-0-100; Johnson 8-17-1-77; Routsas 2-2-0-2; Jones, B 0-1-0-0. LTU—Higgins 17-26-0-293; Smith, J 0-1-0-0.

RECEIVING: UTSA—Stewart 7-113; McNair 3-20; Thomas Jr. 3-14; Taylor 2-8; Williams, J 2-3; Jones, B 1-11; Godfrey 1-9; Clay 1-9; Rhodes 1-(-1); Falcon 1-(-7). LTU—Taylor 5-25; Smith, A 3-126; Watts 2-65; Scott 2-27; Henderson 2-11; Craft 2-9; McKnight 1-30.

INTERCEPTIONS: LTU—McKnight 1-0.

FUMBLES: UTSA—Guidry 1-0; Sturm 1-0.

« 2016 UTSA GAME-BY-GAME CAPSULES »

« GAME 11 — SATURDAY, NOV. 19 » #22 TEXAS A&M 23, UTSA 10 COLLEGE STATION, TEXAS (KYLE FIELD)

COLLEGE STATION — Quarterback Jared Johnson came off the bench to throw for 186 yards, but it was not enough for UTSA in a 23-10 setback at No. 22 Texas A&M on Saturday in front of 102,502 fans at Kyle Field.

Johnson completed 15-of-24 passes after coming on late in the first quarter for the Roadrunners, who dropped to 5-6 on the season.

Five of Johnson's passes found their way into the hands of College Station native Josh Stewart. Playing a few miles away from his high school — A&M Consolidated — the junior wide receiver hauled in six total receptions for 75 yards to increase his school-record total to 666. His day was highlighted by an acrobatic, one-handed grab just inside the sidelines for a 10-yard touchdown early in the second quarter.

On the other side of the ball, Marcus Davenport registered a career-high 11 tackles, including a sack to push his team-leading total to 6.5, in leading a defense that held the Aggies (8-3) to 23 points, 13 below their season average.

Nate Gaines added 10 stops, while Josiah Tauaefa pitched in with four in just one half of action to increase his season tally to a team-high 98, breaking the program's single-season record of 95 set by Brandon Reeves back in 2012.

Texas A&M opened the scoring when Jake Hubenak hit Josh Reynolds on a 16-yard pass over the middle on their first drive of the day. Hubenak finished with 248 yards on 19-of-32 passing.

The Aggies pushed their lead to 10-0 when Daniel LaCamera connected on a 24-yard field goal late in the opening quarter.

UTSA got on the board on Stewart's highlight-reel touchdown catch with 10:46 left in the second stanza, capping a 13-play, 75-yard drive.

LaCamera split the uprights on two more field goals in the opening 30 minutes, the second a 37-yard boof as time expired in the half to give the Aggies a 16-7 lead at the break.

Texas A&M pushed its lead to 23-7 after Trayveon Williams broke loose up the middle for 47 yards and a score midway through the third quarter. Williams finished with a game-high 80 yards on 11 carries.

UTSA cut the deficit to 23-10 late in the third when Victor Falcon split the uprights from 24 yards out.

The Roadrunners threatened early in the fourth quarter after Johnson hit Shaq Williams on a 12-yard pass down to the A&M 22-yard line. However, Myles Garrett came up with a sack — one of 4.5 on the day for the defensive end — on the next play and a forced fumble, which was recovered by the Aggies' Alex Sezer Jr.



Attendance: 102,502	1	2	3	4	Final
UTSA (5-6)	0	7	3	0	10
#22 Texas A&M (8-3)	10	6	7	0	23

SCORING SUMMARY

1st	10:30	TAMU Josh Reynolds 16-yd pass from Jake Hubenak (Daniel LaCamera kick)	8-83, 3:15
	1:22	TAMU LaCamera 24-yd field goal	9-67, 3:51
2nd	10:46	UTSA Josh Stewart 10-yd pass from Jared Johnson (Victor Falcon kick)	13-75, 5:36
	5:22	TAMU LaCamera 33-yd field goal	12-58, 5:24
	0:00	TAMU LaCamera 37-yd field goal	8-61, 0:57
3rd	8:22	TAMU Trayveon Williams 47-yd run (LaCamera kick)	4-78, 1:02
	2:17	UTSA Falcon 24-yd field goal	14-75, 6:05

	UTSA	TAMU
FIRST DOWNS	15	23
RUSHES-YARDS (NET)	37-48	38-183
PASSING YDS (NET)	204	248
Passes Comp-Att-Int	18-31-0	19-32-0
TOTAL OFFENSE PLAYS-YARDS	68-252	70-431
Fumble Returns-Yards	1-4	0-0
Punt Returns-Yards	0-0	1-1
Kickoff Returns-Yards	1-16	3-50
Interception Returns-Yards	0-0	0-0
Punts (No-Avg)	6-48.8	5-36.2
Fumbles-Lost	2-1	1-1
Penalties-Yards	3-35	2-15
Possession Time	31:14	28:46
Third-Down Conversions	6-17	7-15
Fourth-Down Conversions	2-3	1-1
Red-Zone Scores-Chances	2-2	4-5
Sacks By: Number-Yards	2-13	6-36

RUSHING: UTSA—Williams, J 21-52; Guidry 1-22; Clay 2-6; Sturm 3-1; Team 1-(-8); Johnson 9-(25). TAMU—Williams 11-80; Ford 13-71; White, J 4-24; Hubenak 8-12; Ewi 1-8; Kirk 1-(-12).

PASSING: UTSA—Johnson 15-24-0-186; Sturm 3-7-0-18. TAMU—Hubenak 19-32-0-248.

RECEIVING: UTSA—Stewart 6-75; Thomas Jr. 4-62; Williams, S 2-27; Jones, B 2-16; McNair 1-9; Williams, J 1-7; Stevens 1-4; Stephens 1-4. TAMU—Reynolds 7-93; Seals-Jones 6-75; Kirk 5-76; Tabuyo 1-4.

FUMBLES: UTSA—Johnson 1-1; McKinney 1-0. TAMU—Seals-Jones 1-1.

« GAME 12 — SATURDAY, NOV. 26 » UTSA 33, CHARLOTTE 14 SAN ANTONIO, TEXAS (ALAMODOME)

SAN ANTONIO — UTSA became bowl eligible for the first time in program history with a 33-14 victory against Charlotte in Conference USA action on Saturday night at the Alamodome.

With the historic win, the Roadrunners ended the regular season at 6-6 and finished second in the league's West Division with a 5-3 ledger.

UTSA piled up 520 yards of offense and held the 49ers (4-8, 3-5 C-USA) to just 237 yards in a game that saw the home team hold the ball for a season-best 38:21.

Starting quarterback Dalton Sturm completed 18-of-33 passes for 286 yards and two touchdowns, while senior signal-caller Jared Johnson came off the bench in the fourth quarter to throw for 128 yards and another score on 5-of-7 passing.

Kerry Thomas Jr. set a program record with 145 receiving yards on five catches, including a 73-yard TD on the third play from scrimmage to help sidke the Roadrunners to an early lead.

The 49ers responded quickly on their first possession, as Austin Duke took a short crossing route from Hasaan Klugh 76 yards to paydirt to knot the score at seven with barely more than two minutes burned off the clock.

UTSA took a 10-7 lead late in the opening stanza after chewing 7:45 off the clock on a 15-play, 74-yard scoring march that was capped by 21-yard field goal from Victor Falcon.

The Roadrunners extended their lead to 17-7 in the second quarter after Sturm hit Brady Jones on a 13-yard touchdown pass with 3:08 left until halftime.

Falcon split the uprights from 26 yards out to push UTSA's lead to 20-7 late in the third quarter.

The first play of the fourth quarter gave new life to Charlotte, as UTSA mishandled the snap on a punt inside its own 5-yard line. The fumble was scooped up by Juwan Foggie, who rambled in from three yards for a touchdown that helped bring the visitors to within one score.

Johnson engineered a seven-play, 76-yard scoring drive in his first action of the night. He hit Jarveon Williams — who finished with 48 yards on the ground and 54 receiving — on a screen pass that the senior running back took 33 yards down the sideline to the Charlotte 23. Three plays later facing third down and seven, Johnson found Marquez McNair in the end zone on a perfectly thrown ball for a 20-yard TD pass to put UTSA up 26-14.

The Roadrunners put the game out of reach on their next possession, as Johnson completed passes of 26 yards to McNair, 14 to Thomas Jr. and 35 to JaBryce Taylor to set up Jalen Rhodes for a 2-yard touchdown plunge, his program-record ninth of the season. Falcon's extra point provided the final margin, 33-14.

Josiah Tauaefa led the defense with six tackles, including a sack, while Ben Kane also registered a sack as part of his five stops.

Attendance: 23,807	1	2	3	4	Final
Charlotte (4-8, 3-5 C-USA)	7	0	0	7	14
UTSA (6-6, 5-3 C-USA)	10	7	3	13	33

SCORING SUMMARY

1st	13:36	UTSA Kerry Thomas Jr. 73-yd pass from Dalton Sturm (Victor Falcon kick)	3-90, 1:24
	12:57	UNCC Austin Duke 76-yd pass from Hasaan Klugh (Blake Brewer kick)	3-75, 0:38
	3:20	UTSA Falcon 21-yd field goal	15-74, 7:45
2nd	3:08	UTSA Brady Jones 13-yd pass from Sturm (Falcon kick)	11-61, 5:36
3rd	4:41	UNCC Falcon 26-yd field goal	8-46, 3:14
4th	14:54	UNCC Juwan Foggie 3-yd fumble return (Brewer kick)	—
	8:19	UTSA Marquez McNair 20-yd pass from Jared Johnson (Johnson pass failed)	7-76, 3:09
	4:29	UTSA Jalen Rhodes 2-yd run (Falcon kick)	6-77, 2:16

	UNCC	UTSA
FIRST DOWNS	10	25
RUSHES-YARDS (NET)	19-8	45-106
PASSING YDS (NET)	229	414
Passes Comp-Att-Int	15-44-0	23-40-0
TOTAL OFFENSE PLAYS-YARDS	63-237	85-520
Fumble Returns-Yards	1-3	0-0
Punt Returns-Yards	0-0	3-16
Kickoff Returns-Yards	2-49	2-68
Interception Returns-Yards	0-0	0-0
Punts (No-Avg)	9-38.2	4-42.2
Fumbles-Lost	0-0	2-1
Penalties-Yards	13-116	10-95
Possession Time	21:39	38:21
Third-Down Conversions	6-18	7-18
Fourth-Down Conversions	0-3	1-3
Red-Zone Scores-Chances	0-1	5-8
Sacks By: Number-Yards	3-21	2-16

RUSHING: UNCC—Phillips 9-12; Washington 3-6; Johnson 2-6; Duke 1-5; Klugh 3-(-10); Olsen 1-(-11). UTSA—Williams, J 19-48; Rhodes 13-47; Guidry 1-12; Sturm 8-9; White 1-3; Winnegan 1-1; Team 1-(-2); Routsas 1-(-12).

PASSING: UNCC—Klugh 6-20-0-146; Olsen 7-20-0-80; McNeill 2-4-0-3. UTSA—Sturm 18-33-0-286; Johnson 5-7-0-128.

RECEIVING: UNCC—Duke 3-115; Mullen 3-11; Ford II 3-8; Kofa 2-20; Phillips 1-40; Quattlebaum 1-20; LeMay, U 1-9; Washington 1-6. UTSA—Thomas Jr. 5-145; Taylor 4-60; Williams, J 3-54; McNair 3-50; Jones, B 3-43; Rhodes 2-30; Stewart 1-16; Williams, S 1-8; Stephens 1-8.

FUMBLES: UTSA—Routsas 1-1; Winnegan 1-0.





« GAME 13 — SATURDAY, DEC. 17 »
NEW MEXICO 23, UTSA 20
ALBUQUERQUE, N.M. (UNIVERSITY STADIUM)
GILDAN NEW MEXICO BOWL

ALBUQUERQUE, N.M. (AP) — Richard McQuarley ran for two short touchdowns and New Mexico posted its second bowl victory in a half-century, topping UTSA, 23-20, on Saturday in the Gildan New Mexico Bowl.

The Lobos' only bowl win since taking the 1961 Aviation Bowl had been a 2007 victory against Nevada in the New Mexico Bowl.

New Mexico (9-4) gave head coach Bob Davie his first bowl win, as he lost three times at Notre Dame and also last year with New Mexico in this bowl against Arizona.

"You don't get these experiences a whole lot of times," Davie said. "This afternoon is a great moment."

Jarveon Williams ran for 125 yards for the Roadrunners (6-7), who lost in their first bowl appearance in the program's six-year history.

Despite the hype around New Mexico's triple-option threat and the Lobos leading the nation in rushing, the Roadrunners ran for more yards than the Lobos.

"We didn't make enough plays today," Williams said after his eighth game of running for at least 100 yards.

Lamar Jordan rushed for 81 yards and threw a 34-yard pass to Dameon Gamblin that set up McQuarley's 1-yard burst for a 23-13 lead with 2:22 left.

Dalton Sturm threw two TD passes for UTSA to match the program's single-season record of 20, including a 4-yard toss to JaBryce Taylor with 25 seconds remaining, but the Roadrunners failed to recover an onside kick.

Six Lobos combined for 219 yards rushing, which was nearly 142 yards below their FBS-leading 360.9-yards-per-game average, and UTSA held them to a season-low 296 yards.

However, New Mexico was able to keep the Roadrunners big-play receivers mostly in check amid windy conditions that saw gusts of nearly 30 miles per hour throughout the contest.

UTSA head coach Frank Wilson said although the wind may have played a factor in some passes, there were other passes Roadrunners receivers dropped that they normally catch.

"We finished second, period," Wilson said. "The weather didn't determine the outcome of the game."

Attendance: 29,688	1	2	3	4	Final
UTSA (6-7)	3	3	0	14	20
New Mexico (9-4)	7	3	6	7	23

SCORING SUMMARY

1st	8:41	UTSA	Victor Falcon 27-yd field goal	13-65, 6:19
	0:04	UNM	Richard McQuarley 1-yd run (Jason Sanders kick)	9-66, 4:21
2nd	1:32	UTSA	Falcon 28-yd field goal	13-49, 6:40
	0:00	UNM	Sanders 52-yd field goal	5-40, 1:32
3rd	9:54	UNM	Teriyon Gipson 10-yd run (kick blocked)	10-75, 5:06
4th	9:43	UTSA	Trevor Stevens 16-yd pass from Dalton Sturm (Falcon kick)	10-53, 5:41
	2:22	UNM	McQuarley 1-yd run (Sanders kick)	12-75, 7:21
	0:25	UTSA	JaBryce Taylor 4-yd pass from Sturm (Falcon kick)	9-80, 1:57

	UTSA	UNM
FIRST DOWNS	20	17
RUSHES-YARDS (NET)	38-246	52-219
PASSING YDS (NET)	118	77
Passes Comp-Att-Int	10-26-1	3-6-0
TOTAL OFFENSE PLAYS-YARDS	64-364	58-296
Fumble Returns-Yards	0-0	0-0
Punt Returns-Yards	1-3	1-3
Kickoff Returns-Yards	2-26	0-0
Interception Returns-Yards	0-0	1-0
Punts (No-Avg)	2-46.0	2-39.0
Fumbles-Lost	0-0	1-0
Penalties-Yards	8-60	2-30
Possession Time	29:18	30:42
Third-Down Conversions	7-14	6-13
Fourth-Down Conversions	2-3	2-3
Red-Zone Scores-Chances	4-4	3-3
Sacks By: Number-Yards	1-10	0-0

RUSHING: UTSA—Williams 16-125; Rhodes 13-71; Sturm 9-50. UNM—Jordan 13-81; McQuarley 17-68; Gipson 14-60; Owens 3-13; Woodhouse 1-3; Gamblin 1-(-2); Team 3-(-4).

PASSING: UTSA—Sturm 10-26-1-18. UNM—Jordan 3-4-0-77; Apodaca 0-2-0-0.

RECEIVING: UTSA—Thomas Jr. 4-45; Jones 2-28; Taylor 2-20; Stevens 1-16; Williams 1-9. UNM Gamblin 1-34; McQuarley 1-25; Gipson 1-18.

INTERCEPTIONS: UNM—Crosby 1-0.

FUMBLES: UNM—Jordan 1-0.



Trevor Stevens scored on a 16-yard touchdown pass from Dalton Sturm in the fourth quarter of the Gildan New Mexico Bowl. UTSA tied an NCAA modern startup program record by playing in a bowl game in just its sixth season.



FINAL STANDINGS

West Division					East Division				
Team	Conference	Pct.	Overall	Pct.	Team	Conference	Pct.	Overall	Pct.
Louisiana Tech	6-2	.750	9-5	.643	WKU	7-1	.875	11-3	.786
UTSA	5-3	.625	6-7	.462	Old Dominion	7-1	.875	10-3	.769
Southern Miss	4-4	.500	7-6	.538	Middle Tennessee	5-3	.625	8-5	.615
North Texas	3-5	.375	5-8	.385	FIU	4-4	.500	4-8	.333
UTEP	2-6	.250	4-8	.333	Charlotte	3-5	.375	4-8	.333
Rice	2-6	.250	3-9	.250	Florida Atlantic	2-6	.250	3-9	.250
					Marshall	2-6	.250	3-9	.250

All-Conference USA Teams

Most Valuable Player — Ryan Higgins (QB), Louisiana Tech
Offensive Player of the Year — Carlos Henderson (WR), Louisiana Tech
Defensive Player of the Year — Trey Hendrickson (DE), Florida Atlantic
Special Teams Player of the Year — Carlos Henderson (WR), Louisiana Tech
Newcomer of the Year — Mike White (QB), WKU
Freshman of the Year — *Josiah Tauaefa (LB), UTSA*
Coach of the Year — Skip Holtz, Louisiana Tech

FIRST TEAM

Offense

QB – Ryan Higgins, Sr., Louisiana Tech
 RB – I’Tavius Mathers, Sr., Middle Tennessee
 RB – Aaron Jones, Jr., UTEP
 OL – Darrell Brown, Sr., Louisiana Tech
 OL – Cameron Tom, Sr., Southern Miss
 OL – Will Hernandez, Jr., UTEP
 OL – Max Halpin, Sr., WKU
 OL – Forrest Lamp, Sr., WKU
 TE – Hayden Plinke, Sr., UTEP
 WR – Carlos Henderson, Jr., Louisiana Tech
 WR – Trent Taylor, Sr., Louisiana Tech
 WR – Richie James, So., Middle Tennessee
 WR – Taywan Taylor, Sr., WKU

Defense

DL – Larry Ogunjobi, Sr., Charlotte
 DL – Trey Hendrickson, Sr., Florida Atlantic
 DL – Jaylon Ferguson, So., Louisiana Tech
 DL – Dylan Bradley, Sr., Southern Miss
 LB – TJ Ricks, Sr., Old Dominion
 LB – Emmanuel Ellerbee, Jr., Rice
LB – Josiah Tauaefa, Fr., UTSA
 LB – Keith Brown, Sr., WKU
 DB – Xavier Woods, Sr., Louisiana Tech
 DB – Jeremy Cutrer, Sr., Middle Tennessee
 DB – D’Nerius Antoine, Sr., Southern Miss
 DB – Branden Leston, Sr., WKU

Special Teams

K – Canon Rooker, Jr., Middle Tennessee
 P – Eric Keena, Sr., North Texas
 KR – Carlos Henderson, Jr., Louisiana Tech
 PR – Nacarius Fant, Jr., WKU
 LS – William Eads, Sr., Middle Tennessee

SECOND TEAM

Offense

QB – Mike White, Jr., WKU
 RB – Ito Smith, Jr., Southern Miss
 RB – Anthony Wales, Sr., WKU
 OL – Joseph Brunson, Sr., Louisiana Tech
 OL – O’Shea Dugas, So., Louisiana Tech
 OL – Daniel Stephens, Sr., Middle Tennessee
 OL – Troy Butler, Sr., Old Dominion
 OL – Darrell Williams, Jr., Sr., WKU
 TE – Jonnu Smith, Sr., FIU
 WR – Zach Pascal, Sr., Old Dominion
 WR – Nicholas Norris, Sr., WKU

Defense

DL – Rashaad Coward, Sr., Old Dominion
 DL – Oshane Ximines, So., Old Dominion
DL – Marcus Davenport, Jr., UTSA
 DL – Omarius Bryant, Sr., WKU
 LB – Anthony Wint, Jr., FIU
 LB – Jordan Harris, Sr., Louisiana Tech
 LB – Alvin Jones, Jr., UTEP
 DB – Kishawn McClain, Jr., North Texas
 DB – Brandon Addison, Jr., Old Dominion
DB – Michael Egwuagu, Sr., UTSA
 DB – Joe Brown, Jr., WKU

Special Teams

K – Jonathan Barnes, Jr., Louisiana Tech
 K – Parker Shaunfield, So., Southern Miss
 P – Jake Collins, So., WKU
 KR – Kylan Towner, Jr., WKU
 PR – Trent Taylor, Sr., Louisiana Tech
 LS – Darrell Travis, Sr., Louisiana Tech

HONORABLE MENTION (UTSA players only)

Offense

OL – Jevonte Domond, Sr., UTSA
 WR – Josh Stewart, Jr., UTSA

Defense

DB – Jordan Moore, Sr., UTSA

Special Teams

LS – Matt Bayliss, Jr., UTSA



RECORD BOOK





« TEAM RECORDS »

TEAM

RUSHING

Rushes

Game ____ 59, at Middle Tennessee, 11/5/16
Season ____ 524, 2016

Rushing Yards

Game ____ 339, vs. Southern Miss, 10/8/16
Season ____ 2,105, 2013
Per Game ____ 175.4, 2013

Rushing Yards Per Attempt

Game ____ 9.7, vs. Southern Miss, 10/8/16
Season ____ 4.9, 2013

Rushing Touchdowns

Game ____ 6, vs. Northwestern Oklahoma State, 9/22/12
____ 6, vs. Southern Miss, 10/8/16
Season ____ 23, 2013

PASSING

Attempts

Game ____ 52, at Sam Houston State, 10/1/11
Season ____ 412, 2013

Completions

Game ____ 36, vs. Houston, 9/28/13
Season ____ 259, 2013

Passing Yards

Game ____ 414, vs. Charlotte, 11/26/16
Season ____ 2,909, 2013
Per Game ____ 242.4, 2013

Completion Percentage

Season ____ 62.9 (259/412), 2013

Passing Efficiency

Season ____ 140.15, 2012

Yards Per Completion

Game ____ 21.0, vs. Rice, 11/21/15
Season ____ 12.9, 2016

Passing Touchdowns

Game ____ 4, at Louisiana Tech, 11/3/12
____ 4, vs. Oklahoma State, 9/7/13
____ 4, vs. Louisiana Tech, 10/10/15
____ 4, vs. UTEP, 10/22/16
Season ____ 26, 2016

Fewest Interceptions

Game ____ 0 (34x), last vs. Charlotte, 11/26/16
Season ____ 7, 2012, 2016

Most Interceptions

Game ____ 4, vs. Houston, 9/28/13
Season ____ 13, 2013

TOTAL OFFENSE

Total Offense Yards

Game ____ 532, vs. Southern Miss, 10/8/16
Season ____ 5,014, 2013
Per Game ____ 417.8, 2013

Plays

Game ____ 95, at Arizona, 9/3/15
Season ____ 870, 2015
Per Game ____ 72.5, 2015

Yards Per Play

Game ____ 11.3, vs. Southern Miss, 10/8/16
Season ____ 5.98, 2013

First Downs

Game ____ 31, vs. Oklahoma State, 9/7/13
____ 31, at North Texas, 10/31/15
Season ____ 263, 2013
Per Game ____ 21.9, 2013

Third-Down Conversions

Game ____ 14 (of 20), at North Texas, 11/23/13
Season ____ 91 (of 207), 2016

Fourth-Down Conversions

Game ____ 4 (of 6), vs. Rice, 10/12/13
____ 4 (of 6), at Louisiana Tech, 11/12/16
Season ____ 14 (of 26), 2016

Fewest Turnovers

Game ____ 0 (13x), last vs. North Texas, 10/29/16
Season ____ 15, 2012; 2016

Most Turnovers

Game ____ 7, at Oklahoma State, 9/19/15
Season ____ 23, 2015

Most Fumbles Lost

Game ____ 5, vs. San Jose State, 10/20/12
____ 5, at Oklahoma State, 9/19/15
Season ____ 12, 2015

Fewest Penalties

Game ____ 2 (for 30), at New Mexico State, 9/29/12
____ 2 (for 20), at Tulsa, 11/2/13
Season ____ 63 (for 632), 2011

Most Penalties

Game ____ 15 (for 142), vs. Northwestern Oklahoma State, 9/22/12
Season ____ 94 (for 913), 2012

SCORING

Points

Game ____ 56, vs. Northwestern Oklahoma State, 9/22/12
Season ____ 379, 2016
Per Game ____ 31.2, 2012

Touchdowns

Game ____ 8, vs. Northwestern Oklahoma State, 9/22/12
Season ____ 49, 2016

Extra Points

Game ____ 8 (of 8), vs. Northwestern Oklahoma State, 9/22/12
Season ____ 45 (of 45), 2012

Two-Point Conversions

Game ____ 1 (6x), last vs. UTEP, 10/22/16
Season ____ 2, 2011; 2016

Field Goals

Game ____ 4 (of 4), vs. Bacone, 9/24/11
____ 4 (of 4), at South Alabama, 9/1/12
____ 4 (of 4), vs. Southern Miss, 11/13/14
Season ____ 17 (of 21), 2014

Field Goal Percentage

Season ____ 81.0 (17-21), 2014

Safeties

Game ____ 1, vs. Arizona, 9/4/14
____ 1, at UTEP, 10/3/15
Season ____ 1, 2014; 1, 2015

SPECIAL TEAMS

Kickoffs

Game ____ 11, vs. Bacone, 9/24/11
Season ____ 74, 2012

Touchbacks

Game ____ 7, at Idaho, 11/17/12
Season ____ 27, 2016

Kickoff Returns

Game ____ 10, at Oklahoma State, 9/19/15
Season ____ 70, 2015

Kickoff Return Yards

Game ____ 200, at Oklahoma State, 9/19/15
Season ____ 1,453, 2015

Kickoff Return Average

Season ____ 23.42, 2011

Punts

Game ____ 11, at Oklahoma State, 9/13/14
____ 11, vs. UTEP, 10/25/14
Season ____ 84, 2014

Punt Returns

Game ____ 7, vs. Alabama State, 9/3/16
Season ____ 33, 2014

Punt Return Yards

Game ____ 132, vs. Northwestern Oklahoma State, 9/22/12
Season ____ 281, 2012

Punt Return Average

Season ____ 15.61, 2012

Blocked Kicks

Game ____ 1 (15x), last at New Mexico, 12/17/16
Season ____ 6, 2011

DEFENSE

Fewest Rushing Yards Allowed

Game ____ 26, at Houston, 8/29/14
Season ____ 1,262, 2011
Per Game ____ 107.8, 2012

Fewest Rushing Attempts Allowed

Game ____ 19, vs. Charlotte, 11/26/16
Season ____ 365, 2011

Fewest Rushing Yards Per Attempt Allowed

Season ____ 3.3, 2012

Fewest Passing Yards Allowed

Game ____ 77, at New Mexico, 12/17/16
Season ____ 2,123, 2011
Per Game ____ 212.3, 2011

Fewest Passing Completions Allowed

Game ____ 6, vs. Georgia State, 10/29/11
____ 6, at New Mexico, 8/31/13
Season ____ 149, 2011

Total Defense

Game ____ 167, vs. Northwestern Oklahoma State, 9/22/12
Season ____ 3,385, 2011
Per Game ____ 338.5, 2011

Fewest Points Allowed

Game ____ 3, vs. Northeastern State, 9/3/11
____ 3, vs. Northwestern Oklahoma State, 9/22/12
Season ____ 214, 2011
Per Game ____ 21.4, 2011

Turnovers Gained

Game ____ 6, at Houston, 8/29/14
Season ____ 29, 2012

Turnover Margin

Season ____ +14 (29/15), 2012

Tackles

Game ____ 103, at Rice, 11/8/14
Season ____ 934, 2016

Solo Tackles

Game ____ 63, vs. Oklahoma State, 9/7/13
Season ____ 501, 2015

Assisted Tackles

Game ____ 67, at Rice, 11/8/14
Season ____ 494, 2016

Tackles For Loss

Game ____ 11, vs. Bacone, 9/24/11
Season ____ 77 (for 301), 2016



Sacks

Game ____ 6, vs. Alabama State, 9/3/16
 Season ____ 27 (for 166), 2016

Quarterback Hurries

Game ____ 7, at UTEP, 10/3/15
 ____ 7, vs. Southern Miss, 10/8/16
 Season ____ 38, 2016

Forced Fumbles

Game ____ 6, vs. FIU, 10/11/14
 Season ____ 16, 2012

Fumbles Recoveries

Game ____ 3 (3x), last vs. FIU, 10/11/14
 Season ____ 16, 2012

Interceptions

Game ____ 4, at Houston, 8/29/14
 ____ 4, at UTEP, 10/3/15
 Season ____ 14, 2015

Interception Return Yards

Game ____ 101, vs. Minot State, 11/19/11
 Season ____ 218, 2015

Interception Return Touchdowns

Game ____ 2, at UTEP, 10/3/15
 Season ____ 2, 2011; 2, 2015

Passes Defended

Game ____ 12, at Houston, 8/29/14
 Season ____ 60, 2015

INDIVIDUAL

RUSHING

Rushes

Game ____ 28, Jarveon Williams at UTEP, 10/3/15
 Season ____ 207, Jarveon Williams, 2016
 Career ____ 474, Jarveon Williams, 2013-16

Rushing Yards

Game ____ 186, Jarveon Williams at Charlotte, 11/14/15
 Season ____ 1,042, Jarveon Williams, 2015
 Career ____ 2,393, Jarveon Williams, 2013-16

Rushing Yards Per Attempt

Season ____ 10.4, Kam Jones, 2013 (29 attempts)
 Career ____ 6.5, Kam Jones, 2011-14 (104 attempts)

Rushing Yards Per Game

Season ____ 94.7, Jarveon Williams, 2015
 Career ____ 55.7, Jarveon Williams, 2013-16

100-Yard Rushing Games

Season ____ 4, Jarveon Williams, 2015; 2016
 Career ____ 8, Jarveon Williams, 2013-16

Rushing Touchdowns

Game ____ 3, Evans Okotcha at Georgia State, 9/15/12
 ____ 3, Eric Soza at Idaho, 11/17/12
 ____ 3, Jalen Rhodes vs. Southern Miss, 10/8/16
 ____ 3, Jarveon Williams at Middle Tennessee, 11/5/16
 Season ____ 9, Jalen Rhodes, 2016
 Career ____ 20, David Glasco II, 2011-14

Rushing Yards by a Freshman

Game ____ 105, Brandon Armstrong vs. Minot State, 11/19/11
 Season ____ 222, Austin Robinson, 2014

Rushing Yards by a Quarterback

Game ____ 102, Eric Soza vs. Northeastern State, 9/3/11
 Season ____ 369, Eric Soza, 2013
 Career ____ 1,018, Eric Soza, 2011-13

PASSING

Attempts

Game ____ 52, Eric Soza at Sam Houston State, 10/1/11
 Season ____ 377, Eric Soza, 2013
 Career ____ 966, Eric Soza, 2011-13

Completions

Game ____ 30, Eric Soza at Arizona, 9/14/13
 ____ 30, Eric Soza at North Texas, 11/23/13
 Season ____ 236, Eric Soza, 2013
 Career ____ 574, Eric Soza, 2011-13

Passing Yards

Game ____ 332, Blake Bogenschutz at Arizona, 9/3/15
 Season ____ 2,719, Eric Soza, 2013
 Career ____ 6,952, Eric Soza, 2011-13

Completion Percentage

Game ____ 85.0 (17-20), Eric Soza vs. Louisiana Tech, 11/30/13
 Season ____ 62.6 (236-377), Eric Soza, 2013
 Career ____ 59.5 (119-200), Tucker Carter, 2013-14

Passing Efficiency

Game ____ 256.6, Eric Soza vs. Northwestern Oklahoma State, 9/22/12
 Season ____ 142.2, Eric Soza, 2012
 Career ____ 133.1, Dalton Sturm, 2014-16

300-Yard Passing Games

Season ____ 2, Eric Soza, 2013
 Career ____ 3, Eric Soza, 2011-13

Passing Touchdowns

Game ____ 4, Eric Soza at Louisiana Tech, 11/3/12
 ____ 4, Dalton Sturm vs. Louisiana Tech, 10/10/15
 Season ____ 20, Eric Soza, 2012
 ____ 20, Dalton Sturm, 2016
 Career ____ 46, Eric Soza, 2011-13

Passing Yards by a Freshman

Game ____ 332, Blake Bogenschutz at Arizona, 9/3/15
 Season ____ 897, Blake Bogenschutz, 2015

Consecutive Games with a Touchdown Pass

Career ____ 10, Eric Soza, 2011-12
 ____ 10, Dalton Sturm, 2015-16

Most Passes Without an Interception

Career ____ 256, Eric Soza, 2012



Eric Soza set numerous UTSA passing records during his three-year career, including consecutive games with a touchdown pass (10) and most passes thrown without an interception (256).

RECEIVING

Receptions

Game ____ 10, Kerry Thomas Jr. at Charlotte, 11/14/15
 Season ____ 52, Kerry Thomas Jr., 2015
 Career ____ 130, Kam Jones, 2011-14

Receiving Yards

Game ____ 145, Kerry Thomas Jr. vs. Charlotte, 11/26/16
 Season ____ 682, Josh Stewart, 2016
 Career ____ 1,478, Kam Jones, 2011-14

Yards Per Reception

Season ____ 21.8, Brandon Freeman, 2012
 Career ____ 18.9, Josh Stewart, 2016

Receiving Yards Per Game

Season ____ 57.8, Kam Jones, 2011
 Career ____ 52.5, Josh Stewart, 2016

100-Yard Receiving Games

Season ____ 3, Kam Jones, 2011
 Career ____ 3, Kam Jones, 2011-14

Receiving Touchdowns

Game ____ 2, Cole Hubble at Louisiana Tech, 11/3/12
 ____ 2, Kenny Bias vs. Oklahoma State, 9/7/13
 ____ 2, JaBryce Taylor vs. Louisiana Tech, 10/10/15
 ____ 2, David Morgan II vs. Louisiana Tech, 10/10/15
 ____ 2, Aaron Grubb vs. Old Dominion, 11/7/15
 ____ 2, Josh Stewart at Rice, 10/15/16
 ____ 2, Kerry Thomas Jr. vs. UTEP, 10/22/16
 Season ____ 8, Kerry Thomas Jr., 2016
 Career ____ 13, Kerry Thomas Jr., 2014-16

Receiving Yards by a Freshman

Game ____ 120, Kam Jones at McNeese St., 11/12/11
 Season ____ 578, Kam Jones, 2011

Consecutive Games with a Reception

Career ____ 24, Kam Jones, 2012-14

MISCELLANEOUS

Total Offense Yards

Game ____ 359, Blake Bogenschutz at Arizona, 9/3/15
 Season ____ 3,088, Eric Soza, 2013
 Career ____ 7,970, Eric Soza, 2011-13

All-Purpose Yards

Game ____ 203, Kam Jones vs. Oklahoma State, 9/7/13
 Season ____ 1,121, Jarveon Williams, 2016
 Career ____ 3,463, Jarveon Williams, 2013-16

Consecutive Games Played

Career ____ 46, Seth Grubb, 2011-14
 ____ 46, Nate Leonard, 2011-14
 ____ 46, Ashaad Mabry, 2011-14
 ____ 46, Marcellus Mack, 2011-14
 ____ 46, Josiah Monroe, 2011-14
 ____ 46, Triston Wade, 2011-14

Consecutive Games Started

Career ____ 46, Nate Leonard, 2011-14

SCORING

Points

Game ____ 18, Evans Okotcha at Georgia State, 9/15/12
 ____ 18, Eric Soza at Idaho, 11/17/12
 ____ 18, Kenny Bias vs. Oklahoma State, 9/7/13
 ____ 18, Jalen Rhodes vs. Southern Miss, 10/8/16
 ____ 18, Jarveon Williams at Middle Tennessee, 11/5/16
 Season ____ 66, Evans Okotcha, 2012
 Career ____ 134, David Glasco II, 2011-14

Points by a Kicker

Game ____ 18, Sean Ianno vs. Bacone, 9/24/11
 Season ____ 79, Victor Falcon, 2016
 Career ____ 256, Sean Ianno, 2011-14



« INDIVIDUAL RECORDS »



Kristian Stern is UTSA's career punting average record holder (40.8).

Touchdowns Scored

Game ____ 3, Evans Okotcha at Georgia State, 9/15/12
____ 3, Eric Soza at Idaho, 11/17/12
____ 3, Kenny Bias vs. Oklahoma State, 9/7/13
____ 3, Jalen Rhodes vs. Southern Miss, 10/8/16
Season ____ 11, Evans Okotcha, 2012
Career ____ 22, David Glasco II, 2011-14

Touchdowns Responsible For

Season ____ 26, Eric Soza, 2012
Career ____ 62, Eric Soza, 2011-13

Extra Points Made

Game ____ 7, Sean Ianno vs. Minot State, 11/19/11
____ 7, Kristian Stern vs. Northwestern Oklahoma State, 9/22/12
____ 7, Sean Ianno vs. UAB, 10/26/13
____ 7, Victor Falcon vs. Southern Miss, 10/8/16
Season ____ 43, Victor Falcon, 2016
Career ____ 109, Sean Ianno, 2011-14

Extra Points Attempted

Season ____ 43, Victor Falcon, 2016
Career ____ 111, Sean Ianno, 2011-14

Consecutive Extra Points Made

Career ____ 101, Sean Ianno, 2011-14

Field Goals

Game ____ 4, Sean Ianno vs. Bacone, 9/24/11
____ 4, Sean Ianno at South Alabama, 9/1/12
____ 4, Sean Ianno vs. Southern Miss, 11/13/14
Season ____ 17, Sean Ianno, 2014
Career ____ 49, Sean Ianno, 2011-14

SPECIAL TEAMS

Kickoffs

Game ____ 10, Sean Ianno vs. Bacone, 9/24/11
Season ____ 68, Daniel Portillo, 2016
Career ____ 157, Sean Ianno, 2011-14

Touchbacks

Game ____ 7, Josh Ward at Idaho, 11/17/12
Season ____ 27, Daniel Portillo, 2016
Career ____ 49, Sean Ianno, 2011-14

Kickoff Returns

Game ____ 9, Matt Guidry at Louisiana Tech, 11/12/16
Season ____ 36, Brett Winnegan, 2015
Career ____ 49, Brett Winnegan, 2015-16

Kickoff Return Yards

Game ____ 188, Matt Guidry at Louisiana Tech, 11/12/16
Season ____ 747, Brett Winnegan, 2015
Career ____ 1,058, Brett Winnegan, 2015-16

Kickoff Return Average

Season ____ 27.3, Kam Jones, 2014
Career ____ 24.9, Kenny Harrison, 2011-14

Kickoff Return Touchdowns

none

Punts

Game ____ 11, Kristian Stern at Oklahoma State, 9/13/14
____ 11, Kristian Stern vs. UTEP, 10/25/14
Season ____ 83, Kristian Stern, 2014
Career ____ 172, Kristian Stern, 2011-14

Punting Average

Game ____ 49.3, Kristian Stern at UC Davis, 10/15/11
Season ____ 42.0, Yannis Routsas, 2016
Career ____ 40.8, Kristian Stern, 2011-14

Punt Returns

Game ____ 7, JaBryce Taylor vs. Alabama State, 9/3/16
Season ____ 24, Kenny Harrison, 2014
Career ____ 43, Kenny Harrison, 2011-14

Punt Return Yards

Game ____ 81, Kenny Harrison vs. Texas State, 11/24/12
Season ____ 208, Kenny Harrison, 2012
Career ____ 377, Kenny Harrison, 2011-14

Punt Return Average

Season ____ 17.3, Kenny Harrison, 2012
Career ____ 8.8, Kenny Harrison, 2011-14

Punt Return Touchdowns

Game ____ 1, Kenny Harrison vs. Texas State, 11/24/12
Season ____ 1, Kenny Harrison, 2012
Career ____ 1, Kenny Harrison, 2011-14

DEFENSE

Total Tackles

Game ____ 16, Cody Rogers at McNeese State, 11/12/11
Season ____ 115, Josiah Tavaeafa, 2016
Career ____ 293, Triston Wade, 2011-14

Solo Tackles

Game ____ 11, Duke Wheeler at Charlotte, 11/14/15
Season ____ 62, Duke Wheeler, 2015
Career ____ 169, Triston Wade, 2011-14

Assisted Tackles

Game ____ 13, Josiah Tavaeafa at Old Dominion, 9/24/16
Season ____ 65, Josiah Tavaeafa, 2016
Career ____ 144, Drew Douglas, 2012-15

Tackles For Loss

Game ____ 4.5, Robert Singletary vs. FIU, 10/11/14
Season ____ 11.0, Jason Neill, 2015
____ 11.0, La'Kel Bass, 2016
Career ____ 23.5, Jason Neill, 2011-12, '14-15

Sacks

Game ____ 4, Marlon Smith vs. McMurry, 9/10/11
Season ____ 8.5, Jason Neill, 2015
Career ____ 14.0, Jason Neill, 2011-12, '14-15

Quarterback Hurries

Game ____ 4, Jason Neill vs. Northwestern Oklahoma State, 9/22/12
Season ____ 8, Marcus Davenport, 2016
Career ____ 17, Jason Neill, 2011-12, '14-15

Forced Fumbles

Game ____ 2, Robert Singletary vs. FIU, 10/11/14
____ 2, Michael Egwuagu at Rice, 10/15/16
Season ____ 4, Nic Johnston, 2012
____ 4, Triston Wade, 2012
____ 4, Robert Singletary, 2014
Career ____ 8, Triston Wade, 2011-14

Fumble Recoveries

Game ____ 2, Nic Johnston vs. Bacone, 9/24/11
Season ____ 3, Nic Johnston, 2011
Career ____ 6, Triston Wade, 2011-14

Fumble Return Touchdowns

Game ____ 1, Crosby Adams III vs. UAB, 10/26/13
____ 1, Nic Johnston at Tulsa, 11/2/13
____ 1, Steven Kurfehs vs. San Jose State, 10/20/12
Season ____ 1, Steven Kurfehs, 2012
____ 1, Crosby Adams III, 2013
____ 1, Nic Johnston, 2013
Career ____ 1, Crosby Adams, 2011-14
____ 1, Nic Johnston, 2011-14
____ 1, Steven Kurfehs, 2011-13

Interceptions

Game ____ 2, Triston Wade at Tulsa, 11/2/13
____ 2, Nate Gaines at UTEP, 10/3/15
____ 2, Bennett Okotcha at Southern Miss, 10/17/15
Season ____ 4, Erik Brown, 2012
____ 4, Triston Wade, 2012
____ 4, Triston Wade, 2014
____ 4, Bennett Okotcha, 2015
Career ____ 12, Triston Wade, 2011-14

Interception Return Yards

Game ____ 93, Triston Wade at Tulsa, 11/2/13
Season ____ 93, Triston Wade, 2013
Career ____ 195, Triston Wade, 2011-14

Interception Return Touchdowns

Game ____ 2, Michael Egwuagu at UTEP, 10/3/15
Season ____ 2, Michael Egwuagu, 2015
Career ____ 2, Michael Egwuagu, 2013-15
____ 2, Triston Wade, 2011-14

Passes Defended

Game ____ 4, Nate Gaines at UTEP, 10/3/15
Season ____ 16, Erik Brown, 2012
Career ____ 35, Triston Wade, 2011-14



Jason Neill set UTSA career records with 23.5 tackles for loss, 14 sacks and 17 quarterback hurries.



LONGEST PLAYS

Yards	Player	Play	TD	Opponent	Date
92	Jarveon Williams	Rush	N	vs. Southern Miss	10/8/16
87	Kam Jones	Kickoff Return	N	at Florida Atlantic	9/27/14
85	Jarveon Williams	Rush	Y	vs. Colorado State	9/26/15
84	Kenny Harrison	Kickoff Return	N	at Georgia State	9/15/12
84	Kam Jones	Rush	Y	at Tulsa	11/2/13
82	Kenny Bias	Reception	Y	at New Mexico State	9/29/12
82	Triston Wade	Interception Return	Y	at Tulsa	11/2/13
82	Michael Egwuagu	Blocked FG Return	Y	at Louisiana Tech	11/12/16
80	Jalen Rhodes	Rush	Y	vs. Southern Miss	10/8/16
79	Kenny Harrison	Punt Return	Y	vs. Texas State	11/24/12

LONGEST RUSHES

Yards	Player	TD	Opponent	Date
92	Jarveon Williams	N	vs. Southern Miss	10/8/16
85	Jarveon Williams	Y	vs. Colorado State	9/26/15
84	Kam Jones	Y	at Tulsa	11/2/13
80	Jalen Rhodes	Y	vs. Southern Miss	10/8/16
78	Jarveon Williams	Y	vs. Rice	11/21/15
77	Evans Okotcha	Y	vs. Minot State	11/17/11
70	David Glasco II	N	Southern Miss	11/13/14
68	Brandon Armstrong	Y	vs. Tulane	11/9/13
68	Jarveon Williams	N	at Charlotte	11/14/15
53	Austin Robinson	Y	at Louisiana Tech	10/18/14

LONGEST PASSES

Yards	Player	TD	Opponent	Date
82	Eric Soza (to Kenny Bias)	Y	at New Mexico State	9/29/12
77	Dalton Sturm (to Josh Stewart)	N	vs. Southern Miss	10/8/16
75	Dalton Sturm (to Josh Stewart)	Y	at Rice	10/15/16
73	Dalton Sturm (to Kerry Thomas Jr.)	Y	vs. Charlotte	11/26/16
71	Dalton Sturm (to Kerry Thomas Jr.)	Y	vs. Southern Miss	10/8/16
69	Ryan Polite (to Evans Okotcha)	Y	vs. San Jose State	10/20/12
67	Eric Soza (to Kenny Bias)	Y	vs. Oklahoma State	9/7/13
63	Eric Soza (to David Morgan II)	N	vs. Northeastern State	9/3/11
63	Eric Soza (to Brandon Freeman)	Y	vs. Bacone	9/24/11
62	Eric Soza (to Seth Grubb)	N	vs. Tulane	11/9/13

LONGEST KICKOFF RETURNS

Yards	Player	TD	Opponent	Date
87	Kam Jones	N	at Florida Atlantic	9/27/14
84	Kenny Harrison	N	at Georgia State	9/15/12
57	Matt Guidry	N	at Middle Tennessee	11/5/16
48	Matt Guidry	N	vs. Charlotte	11/26/16
41	Kenny Harrison	N	vs. Bacone	9/24/11

LONGEST PUNT RETURNS

Yards	Player	TD	Opponent	Date
79	Kenny Harrison	Y	vs. Texas State	11/24/12
62	Kenny Harrison	N	vs. Oklahoma State	9/7/13
54	Kenny Harrison	N	vs. Northwestern Oklahoma State	9/22/12
54	Aaron Grubb	N	vs. Northwestern Oklahoma State	9/22/12
36	Matt Guidry	N	at Louisiana Tech	11/12/16
34	Kenny Harrison	N	vs. Arizona	9/4/14
31	Kenny Harrison	N	at Oklahoma State	9/13/14

LONGEST INTERCEPTION RETURNS

Yards	Player	TD	Opponent	Date
82	Triston Wade	Y	at Tulsa	11/2/13
67	Jason Neill	Y	vs. Minot State	11/17/11
40	Michael Egwuagu	Y	at UTEP	10/3/15
38	Triston Wade	Y	vs. Northwestern Oklahoma State	9/22/12
36	Mauricio Sanchez	N	at Houston	8/29/14
32	Trevor Baker	N	at UTEP	10/3/15
30	Trevor Baker	N	vs. Louisiana Tech	10/10/15

LONGEST FUMBLE RETURNS

Yards	Player	TD	Opponent	Date
59	Michael Egwuagu	N	vs. North Texas	10/29/16
50	Steven Kurfehs	Y	vs. San Jose State	10/20/12
16	Crosby Adams III	Y	vs. UAB	10/26/13
16	Crosby Adams III	N	vs. Tulane	11/9/13
12	Sean Luchnick	N	vs. Northwestern Oklahoma State	9/22/12

LONGEST FIELD GOALS

Yards	Player	Opponent	Date
53	Sean Ianno	at Florida Atlantic	9/27/14
51	Sean Ianno	at South Alabama	9/1/12
51	Daniel Portillo	vs. Kansas State	9/12/15
48	Sean Ianno	vs. South Alabama	10/8/11
47	Sean Ianno	at South Alabama	9/1/12
46	Sean Ianno	vs. Texas A&M-Commerce	9/8/12
45	Sean Ianno	vs. Bacone	9/24/11
45	Victor Falcon	vs. Southern Miss	10/8/16

LONGEST PUNTS

Yards	Player	Opponent	Date
69	Kristian Stern	at Oklahoma State	9/13/14
62	Yannis Routsas	at UTEP	10/3/15
60	Kristian Stern	at Tulsa	11/2/13
60	Yannis Routsas	at Old Dominion	9/24/16

LONGEST PLAYS AGAINST

* longest of each type of play

Yards	Player	Play	TD	Team	Date
100	Autrey Golden	Kickoff Return	Y	UTEP	9/21/13
96	William Jackson	Interception Return	Y	Houston	9/28/13
85	Cayleb Jones	Anu Solomon Pass	Y	Arizona	9/4/14
80	Mason Fine	Rush	Y	North Texas	10/29/16
78	Brandon Wilson	Blocked FG Return	Y	Houston	9/28/13
65	Ryan Allen	Punt	—	Louisiana Tech	11/3/12
62	Brady Measom	Punt Return	N	Southern Utah	9/17/11
54	Zane Gonzalez	Field Goal	—	Arizona State	9/16/16
45	SaQwan Edwards	Fumble Return	Y	New Mexico	8/31/13
45	Kishawn McClain	Fumble Return	Y	North Texas	10/31/15

100-YARD RUSHING GAMES (16)

Yards	Player	Att	Opponent	Date
186	Jarveon Williams	19	at Charlotte	11/14/15
170	Jarveon Williams	13	vs. Colorado State	9/26/15
165	Jalen Rhodes	14	vs. Southern Miss	10/8/16
163	Jarveon Williams	22	vs. Rice	11/21/15
135	David Glasco II	21	at Tulsa	11/2/13
133	Jarveon Williams	28	at UTEP	10/3/15
125	Jarveon Williams	16	at New Mexico	12/17/16
122	Jarveon Williams	15	vs. Southern Miss	10/8/16
109	Jarveon Williams	21	at Middle Tennessee	11/5/16
108	David Glasco II	16	vs. Southern Miss	11/13/14
106	Evans Okotcha	8	vs. Bacone	9/24/11
105	Brandon Armstrong	10	vs. Minot State	11/19/11
105	Evans Okotcha	26	vs. Louisiana Tech	11/30/13
104	Evans Okotcha	16	at North Texas	11/23/13
104	Jarveon Williams	21	vs. UTEP	10/22/16
102	Eric Soza	14	vs. Northeastern State	9/3/11

300-YARD PASSING GAMES (5)

Yards	Player	Comp-Att-Int	Opponent	Date
332	Blake Bogenschutz	25-43-1	at Arizona	9/3/15
316	Eric Soza	29-40-3	vs. Houston	9/28/13
314	Eric Soza	23-41-0	at Louisiana Tech	11/3/12
308	Eric Soza	24-41-2	vs. Oklahoma State	9/7/13
302	Ryan Polite	20-32-1	vs. San Jose State	10/20/12

100-YARD RECEIVING GAMES (9)

Yards	Player	Rec	Opponent	Date
145	Kerry Thomas Jr.	5	vs. Charlotte	11/26/16
120	Kam Jones	8	at McNeese State	11/12/11
113	Josh Stewart	7	at Louisiana Tech	11/12/16
109	David Morgan II	9	at Arizona	9/3/15
108	Brandon Freeman	5	at UC Davis	10/15/11
103	Kam Jones	7	at Sam Houston State	10/1/11
103	Kam Jones	5	vs. South Alabama	10/8/11
103	Josh Stewart	2	at Rice	10/15/16
101	Cole Hubble	3	at Louisiana Tech	11/3/12



« SINGLE-SEASON LISTS »

RUSHING

Rushes		
1. Jarveon Williams	207	2016
2. Jarveon Williams	173	2015
3. Jalen Rhodes	155	2016
4. David Glasco II	150	2014
5. Dalton Sturm	128	2015

Rushing Yards		
1. Jarveon Williams	1,042	2015
2. Jarveon Williams	900	2016
3. Jalen Rhodes	827	2016
4. David Glasco II	570	2014
5. David Glasco II	537	2012

Rushing Yards Per Attempt		
1. Kam Jones	10.4	2013
2. Brandon Armstrong	8.1	2013
3. Brandon Armstrong	6.8	2011
4. Evans Okotcha	6.5	2011
5. Kam Jones	6.2	2012

Rushing Yards Per Game		
1. Jarveon Williams	94.7	2015
2. Jarveon Williams	69.2	2016
3. Jalen Rhodes	68.9	2016
4. David Glasco II	49.6	2013
5. David Glasco II	47.5	2014

Rushing Touchdowns		
1. Jalen Rhodes	9	2016
2. Evans Okotcha	8	2012
Jarveon Williams	8	2015
Jarveon Williams	8	2016
5. Eric Soza	7	2013

PASSING

Passing Attempts		
1. Eric Soza	377	2013
2. Eric Soza	307	2011
3. Dalton Sturm	299	2016
4. Eric Soza	282	2012
5. Dalton Sturm	212	2015

Passing Completions		
1. Eric Soza	236	2013
2. Eric Soza	172	2011
3. Dalton Sturm	169	2016
4. Eric Soza	166	2012
5. Dalton Sturm	125	2015

Passing Yards		
1. Eric Soza	2,719	2013
2. Dalton Sturm	2,170	2016
3. Eric Soza	2,148	2011
4. Eric Soza	2,085	2012
5. Dalton Sturm	1,354	2015

Passing Yards Per Game		
1. Eric Soza	226.6	2013
2. Eric Soza	214.8	2011
3. Eric Soza	208.5	2012
4. Blake Bogenschutz	179.4	2015
5. Dalton Sturm	166.9	2016

Completion Percentage		
1. Eric Soza	62.6	2013
2. Blake Bogenschutz	59.1	2015
3. Dalton Sturm	59.0	2015
4. Eric Soza	58.9	2012
5. Tucker Carter	57.5	2014

Passing Efficiency		
1. Eric Soza	142.2	2012
2. Dalton Sturm	135.5	2016
3. Jared Johnson	132.8	2016
4. Eric Soza	127.9	2013
5. Dalton Sturm	126.2	2015



Jarveon Williams set UTSA single-season rushing records for yards (1,042), attempts (191) and yards per game (94.7).

Passing Touchdowns		
1. Eric Soza	20	2012
Dalton Sturm	20	2016
3. Eric Soza	14	2011
4. Dalton Sturm	13	2015
5. Eric Soza	12	2013

RECEIVING

Receptions		
1. Kerry Thomas Jr.	52	2015
2. David Morgan II	45	2015
3. Aaron Grubb	42	2015
4. Kam Jones	39	2011
5. Josh Stewart	36	2016

Receiving Yards		
1. Josh Stewart	682	2016
2. Kam Jones	578	2011
3. David Morgan II	566	2015
4. Kerry Thomas Jr.	555	2016
5. Kerry Thomas Jr.	541	2015

Yards Per Reception		
1. Brandon Freeman	21.8	2012
2. Kenny Bias	20.9	2013
3. Cole Hubble	20.5	2012
4. Josh Stewart	18.9	2016
5. Kenny Bias	18.2	2012

Receiving Yards Per Game		
1. Kam Jones	57.8	2011
2. Josh Stewart	52.5	2016
3. David Morgan II	47.2	2015
4. Kerry Thomas Jr.	45.1	2015
5. Kerry Thomas Jr.	42.7	2016

Receiving Touchdowns		
1. Kerry Thomas Jr.	8	2016
2. David Morgan II	5	2015
Josh Stewart	5	2016
4. Brandon Freeman	4	2011
Cole Hicks	4	2012
Cole Hubble	4	2012
Kerry Thomas Jr.	4	2015

MISCELLANEOUS YARDS

Total Offense Yards		
1. Eric Soza	3,088	2013
2. Dalton Sturm	2,483	2016
3. Eric Soza	2,449	2012
4. Eric Soza	2,433	2011
5. Dalton Sturm	1,715	2015

Total Offense Yards Per Game		
1. Eric Soza	257.3	2013
2. Eric Soza	244.9	2012
3. Eric Soza	243.3	2011
4. Dalton Sturm	191.0	2016
5. Blake Bogenschutz	184.8	2015

All-Purpose Yards		
1. Jarveon Williams	1,121	2016
2. Jarveon Williams	1,109	2015
3. Kam Jones	1,079	2013
4. Jalen Rhodes	987	2016
5. Kam Jones	881	2011

All-Purpose Yards Per Game		
1. Jarveon Williams	100.8	2015
2. Kam Jones	98.1	2013
3. Jarveon Williams	95.6	2014
4. Kam Jones	88.1	2011
5. Jarveon Williams	86.2	2016

SCORING

Points		
1. Evans Okotcha	66	2012
2. Jalen Rhodes	60	2016
3. Jarveon Williams	48	2015
Kerry Thomas Jr.	48	2016
Jarveon Williams	48	2016

Points by a Kicker		
1. Victor Falcon	79	2016
2. Sean Ianno	71	2013
3. Sean Ianno	70	2014
4. Sean Ianno	64	2011
5. Daniel Portillo	57	2015

Touchdowns		
1. Evans Okotcha	11	2012
2. Jalen Rhodes	10	2016
3. Jarveon Williams	8	2015
Kerry Thomas Jr.	8	2016
Jarveon Williams	8	2016

Touchdowns Responsible For		
1. Eric Soza	26	2012
2. Dalton Sturm	24	2016
3. Eric Soza	19	2013
4. Eric Soza	17	2011
5. Dalton Sturm	14	2015

Extra Points		
1. Victor Falcon	43	2016
2. Sean Ianno	38	2013
3. Sean Ianno	31	2011
4. Daniel Portillo	27	2015
5. Kristian Stern	24	2012

Field Goals		
1. Sean Ianno	17	2014
2. Victor Falcon	12	2016
3. Sean Ianno	11	2011
Sean Ianno	11	2013
5. Sean Ianno	10	2012
Daniel Portillo	10	2015



SPECIAL TEAMS

Kickoffs

1. Daniel Portillo	68	2016
2. Sean Ianno	60	2013
3. Sean Ianno	42	2011
4. Daniel Portillo	41	2015
5. Sean Ianno	33	2014

Touchbacks

1. Daniel Portillo	27	2016
2. Sean Ianno	21	2013
3. Sean Ianno	16	2014
Daniel Portillo	16	2015
5. Victor Falcon	9	2015

Kickoff Returns

1. Brett Winnegan	36	2015
2. Derrick Dick	26	2015
3. Kam Jones	21	2013
4. Matt Guidry	19	2016
Kenny Harrison	19	2011

Kickoff Return Yards

1. Brett Winnegan	747	2015
2. Derrick Dick	592	2015
3. Kenny Harrison	510	2011
4. Matt Guidry	434	2016
5. Kam Jones	432	2013

Kickoff Return Average

1. Kam Jones	27.3	2014
2. Kenny Harrison	26.8	2011
3. Kam Jones	24.4	2011
4. Brett Winnegan	23.9	2016
5. Kenny Harrison	23.3	2012

Punts

1. Kristian Stern	83	2014
2. Yannis Routsas	69	2016
3. Yannis Routsas	63	2015
4. Kristian Stern	50	2013
5. Josh Ward	30	2011

Punting Average

1. Yannis Routsas	42.0	2016
2. Kristian Stern	41.2	2014
3. Kristian Stern	40.9	2011
4. Kristian Stern	40.4	2013
5. Kristian Stern	39.7	2012

Punt Returns

1. Kenny Harrison	24	2012
2. JaBryce Taylor	19	2016
3. Derrick Dick	16	2015
4. Kenny Harrison	12	2012
5. Erik Brown	11	2011

Punt Return Yards

1. Kenny Harrison	208	2012
2. Kenny Harrison	118	2014
3. JaBryce Taylor	86	2016
4. Erik Brown	75	2011
Derrick Dick	75	2015

Punt Return Average

1. Kenny Harrison	17.3	2012
2. Aaron Grubb	14.3	2012
3. Kenny Harrison	7.3	2013
4. Erik Brown	6.8	2011
5. Kenny Harrison	4.9	2014

Blocked Kicks

1. Kevin Strong	2	2016
Charles Wort	2	2012
3. 12 players	1	—

DEFENSE

Total Tackles

1. Josiah Tauaefa	115	2016
2. Brandon Reeves	95	2012
3. Triston Wade	94	2013
4. Duke Wheeler	93	2015
5. La'Kel Bass	87	2016

Solo Tackles

1. Duke Wheeler	62	2015
2. Josiah Tauaefa	50	2016
3. Triston Wade	49	2013
4. Nate Gaines	48	2015
5. Nate Gaines	47	2016
Triston Wade	47	2014

Assisted Tackles

1. Josiah Tauaefa	65	2016
2. Brandon Reeves	62	2012
3. La'Kel Bass	54	2016
4. Jens Jeters	51	2014
5. Drew Douglas	50	2015

Tackles For Loss

1. Jason Neill	11.0	2015
La'Kel Bass	11.0	2016
3. Marlon Smith	10.0	2011
Cody Rogers	10.0	2014
Marcus Davenport	10.0	2016

Sacks

1. Jason Neill	8.5	2015
2. Marlon Smith	8.0	2011
3. Marcus Davenport	6.5	2016
4. Brandon Reeves	6.0	2011
Josiah Tauaefa	6.0	2016

Quarterback Hurries


1. Marcus Davenport	8	2016
2. Jason Neill	7	2012
Josiah Tauaefa	7	2016
4. Marlon Smith	5	2011
Cody Rogers	5	2013
Drew Douglas	5	2015
Jason Neill	5	2015

Forced Fumbles

1. Nic Johnston	4	2012
Triston Wade	4	2012
Robert Singletary	4	2014
4. Triston Wade	3	2011
5. 10 players	2	—

Fumble Recoveries

1. Nic Johnston	3	2011
2. Triston Wade	2	2011
Brandon Reeves	2	2012
Triston Wade	2	2012
Crosby Adams III	2	2013
Jens Jeters	2	2014
Triston Wade	2	2014
Duke Wheeler	2	2014
Andrew Martel	2	2016
La'Kel Bass	2	2016



Josiah Tauaefa broke UTSA's single-season tackles mark en route to being named Conference USA Freshman of the Year and a Freshman All-American.

Interceptions

1. Erik Brown	4	2012
Triston Wade	4	2012
Triston Wade	4	2014
Bennett Okotcha	4	2015
5. Trevor Baker	3	2015
Michael Egwuagu	3	2015
Nate Gaines	3	2015

Interception Return Yards

1. Triston Wade	93	2013
2. Trevor Baker	85	2015
3. Michael Egwuagu	83	2015
4. Jason Neill	67	2011
5. Triston Wade	56	2012

Interception Return Touchdowns

1. Michael Egwuagu	2	2015
2. Steven Kurfehs	1	2011
Jason Neill	1	2011
Triston Wade	1	2012
Triston Wade	1	2013

Passes Defended

1. Erik Brown	16	2012
2. Triston Wade	14	2014
Bennett Okotcha	14	2015
4. Triston Wade	11	2012
Bennett Okotcha	11	2013



« CAREER LISTS »

RUSHING

Rushes		
1. Jarveon Williams	474	2013-16
2. David Glasco II	400	2011-14
3. Eric Soza	259	2011-13
4. Evans Okotcha	249	2011-13
5. Dalton Sturm	240	2014-16

Rushing Yards		
1. Jarveon Williams	2,393	2013-16
2. David Glasco II	1,752	2011-14
3. Evans Okotcha	1,162	2011-13
4. Jalen Rhodes	1,069	2015-16
5. Eric Soza	1,018	2011-13

Rushing Yards Per Attempt		
1. Kam Jones	6.5	2011-14
2. Aaron Grubb	6.3	2012-15
3. Brandon Armstrong	5.5	2011-14
4. Brian Vaughn	5.3	2012-13, '15
5. Jarveon Williams	5.1	2013-16

Rushing Yards Per Game		
1. Jarveon Williams	55.7	2013-16
2. Jalen Rhodes	44.5	2015-16
3. David Glasco II	39.8	2011-14
4. Evans Okotcha	35.2	2011-13
5. Eric Soza	31.8	2011-13

Rushing Touchdowns		
1. David Glasco II	20	2011-14
2. Jarveon Williams	19	2013-16
3. Eric Soza	16	2011-13
4. Evans Okotcha	14	2011-13
5. Jalen Rhodes	12	2015-16

PASSING

Passing Attempts		
1. Eric Soza	966	2011-13
2. Dalton Sturm	514	2014-16
3. Tucker Carter	200	2013-14
4. Blake Bogenschutz	176	2014-15
5. Austin Robinson	146	2014

Passing Completions		
1. Eric Soza	574	2011-13
2. Dalton Sturm	297	2014-16
3. Tucker Carter	119	2013-14
4. Blake Bogenschutz	103	2014-15
5. Austin Robinson	81	2014

Passing Yards		
1. Eric Soza	6,952	2011-13
2. Dalton Sturm	3,583	2014-16
3. Tucker Carter	1,273	2013-14
4. Blake Bogenschutz	1,179	2014-15
5. Austin Robinson	645	2014

Passing Yards Per Game		
1. Eric Soza	217.2	2011-13
2. Dalton Sturm	149.3	2014-16
3. Blake Bogenschutz	147.4	2014-15
4. Ryan Polite	120.8	2012
5. Tucker Carter	97.9	2013-14

Completion Percentage		
1. Tucker Carter	59.5	2013-14
2. Eric Soza	59.4	2011-13
3. Blake Bogenschutz	58.5	2014-15
4. Dalton Sturm	57.8	2014-16
5. Austin Robinson	55.5	2014

Passing Efficiency		
1. Dalton Sturm	133.1	2014-16
2. Jared Johnson	132.8	2016
3. Eric Soza	130.8	2011-13
4. Blake Bogenschutz	115.5	2014-15
5. Tucker Carter	114.2	2013-14



Kam Jones owns UTSA career records for rushing yards per attempt (6.5), receptions (130) and receiving yards (1,478).

Passing Touchdowns		
1. Eric Soza	46	2011-13
2. Dalton Sturm	34	2014-16
3. Tucker Carter	5	2013-14
4. Blake Bogenschutz	4	2014-15
Jared Johnson	4	2016

RECEIVING

Receptions		
1. Kam Jones	130	2011-14
2. Aaron Grubb	94	2012-15
3. Kerry Thomas Jr.	92	2014-16
4. Kenny Harrison	88	2011-14
5. David Morgan II	85	2011, '13-15

Receiving Yards		
1. Kam Jones	1,478	2011-14
2. Kerry Thomas Jr.	1,177	2014-16
3. David Morgan	1,104	2011, '13-15
4. Aaron Grubb	907	2012-15
5. Brandon Freeman	880	2011-14

Yards Per Reception		
1. Josh Stewart	18.9	2016
2. Kenny Bias	18.3	2012-15
3. Seth Grubb	16.9	2011-14
4. Cole Hubble	16.3	2011-14
5. Evans Okotcha	13.7	2011-13

Receiving Yards Per Game		
1. Josh Stewart	52.5	2016
2. Kam Jones	32.8	2011-14
3. Kerry Thomas Jr.	32.7	2014-16
4. Brandon Freeman	28.4	2011-14
5. JaBryce Taylor	27.2	2015-16

Receiving Touchdowns		
1. Kerry Thomas Jr.	13	2014-16
2. David Morgan II	8	2011, '13-15
3. Kenny Bias	6	2012-15
Cole Hubble	6	2011-14
5. Aaron Grubb	5	2012-15
Kenny Harrison	5	2011-14
Evans Okotcha	5	2011-13
Josh Stewart	5	2016
JaBryce Taylor	5	2015-16

MISCELLANEOUS

Total Offense Yards		
1. Eric Soza	7,970	2011-13
2. Dalton Sturm	4,265	2014-16
3. Jarveon Williams	2,396	2013-16
4. David Glasco II	1,752	2011-14
5. Tucker Carter	1,301	2013-14

Total Offense Yards Per Game		
1. Eric Soza	249.1	2011-13
2. Dalton Sturm	177.7	2014-16
3. Blake Bogenschutz	152.8	2014-15
4. Ryan Polite	142.2	2012
5. Austin Robinson	108.4	2014

All-Purpose Yards		
1. Jarveon Williams	3,463	2013-16
2. Kam Jones	3,144	2011-14
3. Kenny Harrison	2,179	2011-14
4. David Glasco II	1,861	2011-14
5. Evans Okotcha	1,843	2011-13

All-Purpose Yards Per Game		
1. Jarveon Williams	80.5	2013-16
2. Kam Jones	69.9	2011-14
3. Matt Guidry	57.4	2016
4. Derrick Dick	57.2	2015
5. Jalen Rhodes	57.1	2015-16

Games Played		
1. Seth Grubb	46	2011-14
Nate Leonard	46	2011-14
Ashaad Mabry	46	2011-14
Marcellus Mack	46	2011-14
Josiah Monroe	46	2011-14
Triston Wade	46	2011-14
7. Aaron Grubb	45	2012-15
Scott Inskeep	45	2011-14
Kam Jones	45	2011-14
Ferrington Macon	45	2011-14
Jason Neill	45	2011-12, '14-15
Nate Shaw	45	2011-14

Games Started		
1. Nate Leonard	46	2011-14
2. Scott Inskeep	44	2011-14
3. Cody Harris	43	2011-14
4. David Glasco II	40	2011-14
5. Triston Wade	39	2011-14

SCORING

Points		
1. David Glasco II	134	2011-14
2. Jarveon Williams	120	2013-16
3. Evans Okotcha	114	2011-13
4. Eric Soza	96	2011-13
5. Jalen Rhodes	78	2015-16
Kerry Thomas Jr.	78	2014-16

Points by a Kicker		
1. Sean Ianno	256	2011-14
2. Victor Falcon	81	2015-16
3. Daniel Portillo	58	2014-16
4. Kristian Stern	39	2011-14

Touchdowns		
1. David Glasco II	22	2011-14
2. Jarveon Williams	20	2013-16
3. Evans Okotcha	19	2011-13
4. Eric Soza	16	2011-13
5. Jalen Rhodes	13	2015-16
Kerry Thomas Jr.	13	2014-16

Touchdowns Responsible For		
1. Eric Soza	62	2011-13
2. Dalton Sturm	39	2014-16
3. David Glasco II	22	2011-14
4. Jarveon Williams	21	2013-16
5. Evans Okotcha	19	2011-13



Extra Points

1. Sean Ianno	109	2011-14
2. Victor Falcon	45	2015-16
3. Daniel Portillo	28	2014-16
4. Kristian Stern	24	2011-14

Field Goals

1. Sean Ianno	49	2011-14
2. Victor Falcon	12	2015-16
3. Daniel Portillo	10	2014-16
4. Kristian Stern	5	2011-14

SPECIAL TEAMS

Kickoffs

1. Sean Ianno	157	2011-14
2. Daniel Portillo	127	2014-16
3. Josh Ward	38	2011-14
4. Victor Falcon	15	2015

Touchbacks

1. Sean Ianno	49	2011-14
2. Daniel Portillo	46	2014-16
3. Josh Ward	29	2011-14
4. Victor Falcon	9	2015

Kickoff Returns

1. Brett Winnegan	49	2015-16
2. Kam Jones	43	2011-14
3. Kenny Harrison	39	2011-14
4. Derrick Dick	26	2015
5. Jarveon Williams	25	2013-16

Kickoff Return Yards

1. Brett Winnegan	1,058	2015-16
2. Kam Jones	989	2011-14
3. Kenny Harrison	969	2011-14
4. Derrick Dick	592	2015
5. Jarveon Williams	531	2013-16

Kickoff Return Average

1. Kenny Harrison	24.9	2011-14
2. Kam Jones	23.0	2011-14
3. Derrick Dick	22.8	2015
4. Matt Guidry	22.8	2016
5. Brett Winnegan	21.6	2015-16

Punts

1. Kristian Stern	172	2011-14
2. Yannis Routsas	132	2015-16
3. Josh Ward	61	2011-14
4. Daniel Portillo	4	2013-16

Punting Average

1. Kristian Stern	40.8	2011-14
2. Yannis Routsas	40.6	2015-16
3. Josh Ward	34.1	2011-14

Punt Returns

1. Kenny Harrison	43	2011-14
2. JaBryce Taylor	21	2015-16
3. Derrick Dick	16	2015
4. Erik Brown	11	2011-12
5. Aaron Grubb	10	2012-15

Punt Return Average

1. Kenny Harrison	8.8	2011-14
2. Aaron Grubb	8.4	2012-15
3. Erik Brown	6.8	2011-12
4. Derrick Dick	4.7	2015
5. JaBryce Taylor	4.2	2015-16

Blocked Kicks

1. Kevin Strong	2	2015-16
Charles Wort	2	2012
3. 12 players	1	—

DEFENSE

Total Tackles

1. Triston Wade	293	2011-14
2. Drew Douglas	242	2012-15
3. Nic Johnston	220	2011-14
4. Steven Kurfehs	214	2011-13
5. Michael Egwuagu	211	2013-16

Solo Tackles

1. Triston Wade	169	2011-14
2. Michael Egwuagu	115	2013-16
Steven Kurfehs	115	2011-13
4. Nic Johnston	111	2011-14
5. Drew Douglas	98	2012-15

Assisted Tackles

1. Drew Douglas	144	2012-15
2. Triston Wade	124	2011-14
3. Nic Johnston	109	2011-14
4. Brandon Reeves	104	2011-12
5. Steven Kurfehs	99	2011-13

Tackles For Loss

1. Jason Neill	23.5	2011-12, '14-15
2. Marcus Davenport	20.5	2014-16
3. Nic Johnston	19.0	2011-14
Cody Rogers	19.0	2011-14
5. Michael Egwuagu	17.0	2013-16

Sacks

1. Jason Neill	14.0	2011-12, '14-15
2. Marcus Davenport	13.5	2014-16
3. Cody Rogers	9.0	2011-14
4. Robert Singletary	8.5	2013-14
5. Marlon Smith	8.0	2011

Quarterback Hurries

1. Jason Neill	17	2011-12, '14-15
2. Cody Rogers	14	2011-14
3. Marcus Davenport	13	2014-16
4. Steven Kurfehs	9	2011-13
5. Robert Singletary	8	2013-14

Forced Fumbles

1. Triston Wade	8	2011-14
2. Nic Johnston	7	2011-14
3. Robert Singletary	6	2013-14
4. Marcus Davenport	3	2014-16
Michael Egwuagu	3	2013-16
Steven Kurfehs	3	2011-13
Jason Neill	3	2011-12, '14-15
Mauricio Sanchez	3	2011-12, '14-15

Fumble Recoveries

1. Triston Wade	6	2011-14
2. Nic Johnston	4	2011-14
3. Crosby Adams III	3	2011-14
Michael Egwuagu	3	2013-16
Marcellus Mack	3	2011-14
Brandon Reeves	3	2011-12

Interceptions

1. Triston Wade	12	2011-14
2. Michael Egwuagu	6	2013-16
Bennett Okotcha	6	2013-15
4. Crosby Adams III	4	2011-14
Erik Brown	4	2011-12
Nate Gaines	4	2014-16
Nic Johnston	4	2011-14

Interception Return Yards

1. Triston Wade	195	2011-14
2. Michael Egwuagu	98	2013-16
3. Trevor Baker	85	2014-15
4. Jason Neill	67	2011-12, '14-15
Bennett Okotcha	67	2013-15



2014 Jim Thorpe Award semifinalist Triston Wade is the program's career leader in eight categories, including interceptions (12), passes defended (35) and tackles (293).

Interception Return Touchdowns

1. Michael Egwuagu	2	2013-16
Triston Wade	2	2011-14
3. Steven Kurfehs	1	2011-13
Jason Neill	1	2011-12, '14-15

Passes Defended

1. Triston Wade	35	2011-14
2. Bennett Okotcha	30	2013-15
3. Michael Egwuagu	20	2013-16
4. Erik Brown	18	2011-12
5. Crosby Adams III	17	2011-14
Nate Gaines	17	2014-16



« **OPPONENT SINGLE-GAME RECORDS** »

TEAM

Points: 69, Oklahoma State, 9/19/15
Touchdowns: 9, Oklahoma State, 9/19/15; Louisiana Tech, 11/12/16
First Downs: 33, Louisiana Tech, 11/3/12
Rushing Attempts: 58, Rice, 10/13/12
Rushing Yards: 301, Rice, 10/13/12
Rushing Touchdowns: 4, South Alabama, 10/8/11; Oklahoma State, 9/19/15
Passing Completions: 35, Oklahoma State, 9/7/13
Passing Attempts: 50, UTEP, 10/3/15; Southern Miss, 10/8/16
Passing Yards: 518, Oklahoma State, 9/7/13
Passing Touchdowns: 6, Oklahoma State, 9/7/13
Total Plays: 89, Southern Miss, 10/8/16
Total Offense: 605, Oklahoma State, 9/7/13
Third-Down Conversions: 12 (of 20), Rice, 11/8/14
Fourth-Down Conversions: 4 (of 5), Charlotte, 11/14/15
Turnovers: 6, Houston, 8/29/14
Tackles For Loss: 13, Marshall, 10/5/13; Charlotte, 11/14/15
Sacks: 6, Colorado State, 9/10/16; Texas A&M, 11/19/16
Forced Fumbles: 4, San Jose State, 10/20/12; Oklahoma State, 9/19/15
Fumble Recoveries: 5, San Jose State, 10/20/12; Oklahoma State, 9/19/15
Interceptions: 4, Houston, 9/28/13
Passes Defended: 10, Marshall, 10/5/13
Safeties: 1, Sam Houston State, 10/1/11; Colorado State, 9/26/15
Extra Points: 9 (of 9), Oklahoma State, 9/19/15; 9 (of 9), Louisiana Tech, 11/12/16
Field Goals: 4, North Texas, 11/29/14; Arizona, 9/4/14; Southern Miss, 10/17/15; Arizona State, 9/16/16
Kickoffs: 12, Oklahoma State, 9/19/15
Touchbacks: 6 (3x), last, Arizona State, 9/16/16
Kickoff Returns: 8 (4x), last, Southern Miss, 10/8/16
Kickoff Return Yards: 155, San Jose State, 10/20/12
Punts: 10 (2x), last, Northwestern Oklahoma State, 9/22/12
Punt Returns: 6, Sam Houston State, 10/1/11
Punt Return Yards: 102, Southern Utah, 9/17/11
Blocked Kicks: 2, McMurry, 9/10/11
Penalties: 15 (for 157), Louisiana Tech, 11/3/12

INDIVIDUAL

Points: 18, Kenneth Dixon, Louisiana Tech, 11/3/12; Walter Dawn, UTEP, 10/22/16; Carlos Henderson, Louisiana Tech, 11/12/16
Touchdowns: 3, Kenneth Dixon, Louisiana Tech, 11/3/12; Walter Dawn, UTEP, 10/22/16; Carlos Henderson, Louisiana Tech, 11/12/16
Rushing Attempts: 30, Nick Wilson, Arizona, 9/4/14; Jasen Oden, Colorado State, 9/26/15
Rushing Yards: 174, Nick Wilson, Arizona, 9/4/14
Longest Rush: 80 (TD), Mason Fine, North Texas, 10/29/16
Rushing Touchdowns: 3, Kenneth Dixon, Louisiana Tech, 11/3/12
Passing Completions: 34, Cody Stroud, McNeese State, 11/10/12
Passing Attempts: 49, Ryan Metz, UTEP, 10/3/15
Passing Yards: 378, David Washington, Old Dominion, 11/7/15
Longest Passing Completion: 85 (TD), Anu Solomon to Cayleb Jones, Arizona, 9/4/14
Passing Touchdowns: 5, Brandon Doughty, WKU, 11/22/14
Total Offense: 447, David Washington, Old Dominion, 11/7/15
Receptions: 13, Darnell Smith, North Texas, 11/23/13; Trent Taylor, Louisiana Tech, 10/10/15
Receiving Touchdowns: 2 (8x), last, Jonathan Duhart, Old Dominion, 9/24/16
Tackles: 16, Derick Mathews, Houston, 8/29/14; Jared Tevis, Arizona, 9/4/14
Tackles For Loss: 4.5, Larry Ogunjobi, Charlotte, 11/14/15; Myles Garrett, Texas A&M, 11/19/16
Sacks: 4.5, Myles Garrett, Texas A&M, 11/19/16
Quarterback Hurries: 2 (14x), last, Alani Latu, Arizona State, 9/16/16
Forced Fumbles: 2 (3x), last Nick Gathrite, UTEP, 10/25/14
Fumble Recoveries: 2, Bene Benwikere, San Jose State, 10/20/12; Deric Robertson, Oklahoma State, 9/19/15
Interceptions: 2, Kenneth Jenkins, Sam Houston State, 10/1/11; Terrell Pinson, Louisiana Tech, 10/18/14
Longest Interception Return: 96 (TD), William Jackson, Houston, 9/28/13
Interception Touchdowns: 1 (7x), last, Bryson Abraham, Louisiana Tech, 10/10/15
Passes Defended: 4 (3x), last, Justice Davila, Old Dominion, 9/24/16
Extra Points: 8 (of 8), Ben Grogan, Oklahoma State, 9/7/13 & 9/19/15; Jonathan Barnes, Louisiana Tech, 11/12/16
Field Goals: 4 (4x), last, Zane Gonzalez, Arizona State, 9/16/16
Longest Field Goal: 54, Zane Gonzalez, Arizona State, 9/16/16
Kickoffs: 10, Ben Grogan, Oklahoma State, 9/19/15; Jonathan Barnes, Louisiana Tech, 11/12/16
Touchbacks: 6 (3x), last, Zane Gonzalez, Arizona State, 9/16/16
Kickoff Returns: 7, Stanley Johnson, Bacone, 9/24/11
Kickoff Return Yards: 155, Tyler Ervin, San Jose State, 10/20/12
Longest Kickoff Return: 100 (TD), Autrey Golden, UTEP, 9/21/13
Punts: 9 (3x), last, Trevor Vincent, Alabama State, 9/3/16
Longest Punt: 65, Ryan Allen, Louisiana Tech, 11/3/12
Punt Returns: 5, Brandon Closner, Sam Houston State, 10/1/11
Punt Return Yards: 103, Brady Measom, Southern Utah, 9/17/11
Longest Punt Return: 62, Brady Measom, Southern Utah, 9/7/11
Blocked Kicks: 1 (9x), last, Austin Orr, North Texas, 10/31/15

« ALAMODOME SINGLE-GAME RECORDS »



TEAM

NOTE: UTSA games only

Points: 59, Houston, 9/28/13
Touchdowns: 8, UTSA vs. Bacone, 9/24/11; Oklahoma State, 9/7/13; Houston, 9/28/13
First Downs: 31, UTSA vs. Oklahoma State, 9/7/13
Rushing Attempts: 49, UTSA vs. Rice, 10/12/13; UTSA vs. Louisiana Tech, 11/30/13
Rushing Yards: 339, UTSA vs. Southern Miss, 10/8/16
Rushing Touchdowns: 6, UTSA vs. Northwestern Oklahoma State, 9/22/12; UTSA vs. Southern Miss, 10/8/16
Passing Completions: 36, UTSA vs. Houston, 9/28/13
Passing Attempts: 50, UTSA vs. Oklahoma State, 9/7/13; Southern Miss, 10/8/16
Passing Yards: 518, Oklahoma State, 9/7/13
Passing Touchdowns: 6, Oklahoma State, 9/7/13
Total Plays: 89, Southern Miss, 10/8/16; UTSA vs. UTEP, 10/22/16
Total Offense: 605, Oklahoma State, 9/7/13
Turnovers: 6, UTSA vs. Houston, 9/28/13
Sacks: 6, UTSA vs. Alabama State, 9/3/16
Interceptions: 4, Houston, 9/28/13
Forced Fumbles: 6, UTSA vs. FIU, 10/11/14
Fumble Recoveries: 5, San Jose State, 10/20/12
Extra Points: 8, UTSA vs. Bacone, 9/24/11; Oklahoma State, 9/7/13; Houston, 9/28/13
Field Goals: 4, UTSA vs. Bacone, 9/24/11; Arizona, 9/4/14; UTSA vs. Southern Miss, 11/13/14; Arizona State, 9/16/16
Kickoffs: 11, UTSA vs. Bacone, 9/24/11
Touchbacks: 6, Arizona State, 9/16/16
Punts: 11, UTSA vs. UTEP, 10/25/14
Blocked Kicks: 2, McMurry, 9/10/11
Penalties: 15, UTSA vs. Northwestern Oklahoma State, 9/22/12
Penalty Yards: 142, (2x) last, UTSA vs. Texas State, 11/24/12

INDIVIDUAL

Touchdowns: 3, Kenny Bias, UTSA vs. Oklahoma State, 9/7/13; Jalen Rhodes, UTSA vs. Southern Miss, 10/8/16; Walter Dawn, UTEP, 10/22/16
Rushing Attempts: 30, Nick Wilson, Arizona, 9/4/14; Jasen Oden, Colorado State, 9/26/15
Rushing Yards: 174, Nick Wilson, Arizona, 9/4/14
Longest Rush: 92, Jarveon Williams, UTSA vs. Southern Miss, 10/8/16
Rushing Touchdowns: 3, Jalen Rhodes, UTSA vs. Southern Miss, 10/8/16
Passing Completions: 34, Cody Stroud, McNeese State, 11/10/12
Passing Attempts: 48, David Washington, Old Dominion, 11/7/15
Passing Yards: 378, David Washington, Old Dominion, 11/7/15
Longest Passing Completion: 85 (TD), Anu Solomon to Cayleb Jones, Arizona, 9/4/14
Passing Touchdowns: 4 (3x), last, Dalton Sturm, UTSA vs. Louisiana Tech, 10/10/15
Receptions: 13, Trent Taylor, Louisiana Tech, 10/10/15
Receiving Yards: 160, Jonathan Duhart, Old Dominion, 11/7/15
Longest Reception: 85 (TD), Cayleb Jones, Arizona, 9/4/14
Receiving Touchdowns: 2 (46x), last Jonathan Duhart, Old Dominion, 11/7/15; Kerry Thomas Jr., UTSA vs. UTEP, 10/22/16
Tackles: 16, Jared Tevis, Arizona, 9/4/14
Tackles For Loss: 4.5, Robert Singletary, UTSA vs. FIU, 10/11/14
Sacks: 4, Marlon Smith, UTSA vs. McMurry, 9/10/11
Longest Fumble Return: 59, Michael Egwuagu, UTSA vs. North Texas, 10/29/16
Interceptions: 1 (61x), last, Chase Dahlquist, UTSA vs. North Texas, 10/29/16
Longest Interception Return: 96 (TD), William Jackson, Houston, 9/28/13
Interception Touchdowns: 1 (8x), last, Alex Dale, Middle Tennessee, 11/28/15
Extra Points: 8 (of 8), Ben Grogan, Oklahoma State, 9/7/13
Field Goals: 4, Sean Ianno, UTSA vs. Bacone, 9/24/11; Casey Skowron, Arizona, 9/4/14; Sean Ianno, UTSA vs. Southern Miss, 11/13/14; Zane Gonzalez, Arizona State, 9/16/16
Longest Field Goal: 54, Zane Gonzalez, Arizona State, 9/16/16
Kickoffs: 10, Sean Ianno, UTSA vs. Bacone, 9/24/11
Touchbacks: 6, Zane Gonzalez, Arizona State, 9/16/16
Kickoff Returns: 8, Kam Jones, UTSA vs. Oklahoma State, 9/7/13; Tez Parks, Southern Miss, 10/8/16
Longest Kickoff Return: 92 (TD), Tyler Ervin, San Jose State, 10/20/12
Punts: 11, Kristian Stern, UTSA vs. UTEP, 10/25/14
Longest Punt: 64, Matt Hubbard, Georgia State, 10/29/11
Punting Average: 51.0, Hayden Hunt, Colorado State, 9/26/15
Punt Returns: 7, JaBryce Taylor, UTSA vs. Alabama State, 9/3/16
Longest Punt Return: 79 (TD), Kenny Harrison, UTSA vs. Texas State, 11/24/12



Kenny Harrison's 79-yard punt return for a touchdown in the 38-31 victory against Texas State on Nov. 24, 2012, was the first in program history and the longest in a UTSA game at the Alamodome.



« YEAR-BY-YEAR RESULTS »



LARRY COKER

2011-15 (5 Seasons)

Overall: 26-32 (.448)

Conference: 15-15 (.500)

2011 — 4-6 (FCS Independent)

9/3	Northeastern State	W, 31-3
9/10	McMurry	L, 21-24
9/17	at Southern Utah	L, 22-45
9/24	Bacone~	W, 54-7
10/1	at #16 Sam Houston State	L, 7-22
10/8	South Alabama	L, 27-30 (2OT)
10/15	at UC Davis	L, 17-38
10/29	Georgia State	W, 17-14 (OT)
11/12	at McNeese State	L, 21-24
11/19	Minot State	W, 49-7

2012 — 8-4 (3-3 Western Athletic Conference)

8/30	at South Alabama	W, 33-31
9/8	Texas A&M-Commerce	W, 27-16
9/15	at Georgia State	W, 38-14
9/22	Northwestern Oklahoma State	W, 56-3
9/29	at New Mexico State*	W, 35-14
10/13	at Rice	L, 14-34
10/20	San Jose State*~	L, 24-52
10/27	Utah State*	L, 17-48
11/3	at #22 Louisiana Tech*	L, 27-51
11/10	McNeese State	W, 31-24
11/17	at Idaho*	W, 34-27
11/24	Texas State*	W, 38-31

2013 — 7-5 (6-2 Conference USA)

8/31	at New Mexico	W, 21-13
9/7	#13 Oklahoma State	L, 35-56
9/14	at Arizona	L, 13-38
9/21	at UTEP*	W, 32-13
9/28	Houston	L, 28-59
10/5	at Marshall*	L, 10-34
10/12	Rice*	L, 21-27
10/26	UAB*~	W, 52-31
11/2	at Tulsa*	W, 34-15
11/9	Tulane*	W, 10-7
11/23	at North Texas*	W, 21-13
11/30	Louisiana Tech*	W, 30-10

2014 — 4-8 (3-5 Conference USA)

8/29	at Houston	W, 27-7
9/4	Arizona	L, 23-26
9/13	at Oklahoma State	L, 13-43
9/27	at Florida Atlantic*	L, 37-41
10/4	New Mexico	L, 9-21
10/11	FIU*~	W, 16-13
10/18	at Louisiana Tech*	L, 20-27
10/25	UTEP*	L, 0-34
11/8	at Rice*	L, 7-17
11/13	Southern Miss*	W, 12-10
11/22	at WKU*	L, 7-45
11/29	North Texas*	W, 34-27

2015 — 3-9 (3-5 Conference USA)

9/3	at #22 Arizona	L, 32-42
9/12	Kansas State	L, 3-30
9/19	at #25 Oklahoma State	L, 14-69
9/26	Colorado State	L, 31-33
10/3	at UTEP*	W, 25-6
10/10	Louisiana Tech*	L, 31-34
10/17	at Southern Miss*	L, 10-32
10/31	at North Texas*	L, 23-30
11/7	Old Dominion*~	L, 31-36
11/14	at Charlotte*	W, 30-27 (OT)
11/21	Rice*	W, 34-24
11/28	Middle Tennessee*	L, 7-42



FRANK WILSON

2016 (1 Season)

Overall: 6-7 (.462)

Conference: 5-3 (.625)

2016 — 6-7 (5-3 Conference USA)

9/3	Alabama State	W, 26-13
9/10	at Colorado State	L, 14-23
9/16	Arizona State	L, 28-32
9/24	at Old Dominion*	L, 19-33
10/8	Southern Miss*	W, 55-32
10/15	at Rice*	W, 14-13
10/22	UTEP*~	L, 49-52 (5OT)
10/29	North Texas*	W, 31-17
11/5	at Middle Tennessee*	W, 45-25
11/12	at Louisiana Tech*	L, 35-63
11/19	at #22 Texas A&M	L, 10-23
11/26	Charlotte*	W, 33-14
12/17	at New Mexico^	L, 20-23

* conference game

~ Homecoming

^ Gildan New Mexico Bowl

ALL-TIME RECORD

Overall: 32-39 • Home: 19-17 • Away: 13-22 • Bowl: 0-1

« ALL-TIME SERIES RESULTS »



Alabama State (1-0)

H: 1-0 | A: 0-0

9/3/16 _____ San Antonio, Texas _____ W, 26-13

Arizona (0-3)

H: 0-1 | A: 0-2

9/14/13 _____ Tucson, Ariz. _____ L, 13-38

9/4/14 _____ San Antonio, Texas _____ L, 23-26

9/3/15 _____ Tucson, Ariz. _____ L, 32-42

Arizona State (0-1)

H: 0-1 | A: 0-0

9/16/16 _____ San Antonio, Texas _____ L, 28-32

Bacone (1-0)

H: 1-0 | A: 0-0

9/24/11 _____ San Antonio, Texas _____ W, 54-7

Charlotte (2-0)

H: 1-0 | A: 1-0

11/14/15 _____ Charlotte, N.C. _____ W, 30-27 (OT)

11/26/16 _____ San Antonio, Texas _____ W, 33-14

Colorado State (0-2)

H: 0-1 | A: 0-1

9/26/15 _____ San Antonio, Texas _____ L, 31-33

9/10/16 _____ Fort Collins, Colo. _____ L, 14-23

FIU (1-0)

H: 1-0 | A: 0-0

10/11/14 _____ San Antonio, Texas _____ W, 16-13

Florida Atlantic (0-1)

H: 0-0 | A: 0-1

9/27/13 _____ Boca Raton, Fla. _____ L, 37-41

Georgia State (2-0)

H: 1-0 | A: 1-0

10/29/11 _____ San Antonio, Texas _____ W, 17-14 (OT)

9/15/12 _____ Atlanta, Ga. _____ W, 38-14

Houston (1-1)

H: 0-1 | A: 1-0

9/28/13 _____ San Antonio, Texas _____ L, 28-59

8/29/14 _____ Houston, Texas _____ W, 27-7

Idaho (1-0)

H: 0-0 | A: 1-0

11/17/12 _____ Moscow, Idaho _____ W, 34-27

Kansas State (0-1)

H: 0-1 | A: 0-0

9/12/15 _____ San Antonio, Texas _____ L, 3-30

Louisiana Tech (1-4)

H: 1-1 | A: 0-3

11/3/12 _____ Ruston, La. _____ L, 27-51

11/30/13 _____ San Antonio, Texas _____ W, 30-10

10/18/14 _____ Ruston, La. _____ L, 20-27

10/10/15 _____ San Antonio, Texas _____ L, 31-34

11/12/16 _____ Ruston, La. _____ L, 35-63

Marshall (0-1)

H: 0-0 | A: 0-1

10/5/13 _____ Huntington, W.Va. _____ L, 10-34

McMurry (0-1)

H: 0-1 | A: 0-0

9/10/11 _____ San Antonio, Texas _____ L, 21-24

McNeese State (1-1)

H: 1-0 | A: 0-1

11/12/11 _____ Lake Charles, La. _____ L, 21-24

11/10/12 _____ San Antonio, Texas _____ W, 31-24

Middle Tennessee (1-1)

H: 0-1 | A: 1-0

11/28/15 _____ San Antonio, Texas _____ L, 7-42

11/5/16 _____ Murfreesboro, Tenn. _____ W, 45-25

Minot State (1-0)

H: 1-0 | A: 0-0

11/19/11 _____ San Antonio, Texas _____ W, 49-7

New Mexico (1-2)

H: 0-1 | A: 1-1

8/31/13 _____ Albuquerque, N.M. _____ W, 21-13

10/4/14 _____ San Antonio, Texas _____ L, 9-21

12/17/16 _____ Albuquerque, N.M. _____ L, 20-23

New Mexico State (1-0)

H: 0-0 | A: 1-0

9/29/12 _____ Las Cruces, N.M. _____ W, 35-14

North Texas (3-1)

H: 2-0 | A: 1-1

11/23/13 _____ Denton, Texas _____ W, 21-13

11/29/14 _____ San Antonio, Texas _____ W, 34-27

10/31/15 _____ Denton, Texas _____ L, 23-30

10/29/16 _____ San Antonio, Texas _____ W, 31-17

Northeastern State (1-0)

H: 1-0 | A: 0-0

9/3/11 _____ San Antonio, Texas _____ W, 31-3

Northwestern Okla. State (1-0)

H: 1-0 | A: 0-0

9/22/12 _____ San Antonio, Texas _____ W, 56-3

Oklahoma State (0-3)

H: 0-1 | A: 0-2

9/7/13 _____ San Antonio, Texas _____ L, 35-56

9/13/14 _____ Stillwater, Okla. _____ L, 13-43

9/19/15 _____ Stillwater, Okla. _____ L, 14-69

Old Dominion (0-2)

H: 0-1 | A: 0-1

11/7/15 _____ San Antonio, Texas _____ L, 31-36

9/24/16 _____ Norfolk, Va. _____ L, 19-33

Rice (2-3)

H: 1-1 | A: 1-2

10/13/12 _____ Houston, Texas _____ L, 14-34

10/12/13 _____ San Antonio, Texas _____ L, 21-27

11/8/14 _____ Houston, Texas _____ L, 7-17

11/21/15 _____ San Antonio, Texas _____ W, 34-24

10/15/16 _____ Houston, Texas _____ W, 14-13

Sam Houston State (0-1)

H: 0-0 | A: 0-1

10/1/11 _____ Huntsville, Texas _____ L, 7-22

San Jose State (0-1)

H: 0-1 | A: 0-0

10/20/12 _____ San Antonio, Texas _____ L, 24-52

South Alabama (1-1)

H: 0-1 | A: 1-0

10/8/11 _____ San Antonio, Texas _____ L, 27-30 (2OT)

8/30/12 _____ San Antonio, Texas _____ W, 33-31

Southern Miss (2-1)

H: 2-0 | A: 0-1

11/13/14 _____ San Antonio, Texas _____ W, 12-10

10/17/15 _____ Hattiesburg, Miss. _____ L, 10-32

10/8/16 _____ San Antonio, Texas _____ W, 55-32

Southern Utah (0-1)

H: 0-0 | A: 0-1

9/17/11 _____ Cedar City, Utah _____ L, 22-45

Texas A&M (0-1)

H: 0-0 | A: 0-1

11/19/16 _____ College Station, Texas _____ L, 10-23

Texas A&M-Commerce (1-0)

H: 1-0 | A: 0-0

9/8/12 _____ San Antonio, Texas _____ W, 27-16

Texas State (1-0)

H: 1-0 | A: 0-0

11/24/12 _____ San Antonio, Texas _____ W, 38-31

Tulane (1-0)

H: 1-0 | A: 0-0

11/9/13 _____ San Antonio, Texas _____ W, 10-7

Tulsa (1-0)

H: 0-0 | A: 1-0

11/2/13 _____ Tulsa, Okla. _____ W, 34-15

UAB (1-0)

H: 1-0 | A: 0-0

10/26/13 _____ San Antonio, Texas _____ W, 52-31

UC Davis (0-1)

H: 0-0 | A: 0-1

10/15 _____ Davis, Calif. _____ L, 17-38

Utah State (0-1)

H: 0-1 | A: 0-0

10/27/12 _____ San Antonio, Texas _____ L, 17-48

UTEP (2-2)

H: 0-2 | A: 2-0

9/21/13 _____ El Paso, Texas _____ W, 32-13

10/25/14 _____ San Antonio, Texas _____ L, 0-34

10/3/15 _____ El Paso, Texas _____ W, 25-6

10/22/16 _____ San Antonio, Texas _____ L, 49-52 (5OT)

WKU (0-1)

H: 0-0 | A: 0-1

11/22/14 _____ Bowling Green, Ky. _____ L, 7-45



« MISCELLANEOUS RECORDS »

ALL-TIME TV APPEARANCES (26-36)

2011 (3-3)

9/10 ___ McMurry (LN) _____ L, 21-24
 9/17 ___ at Southern Utah (MUT) _____ L, 22-45
 9/24 ___ Bacone (LN) _____ W, 54-7
 10/8 ___ South Alabama (LN) _____ L, 27-30 (2OT)
 10/29 ___ Georgia State (LN) _____ W, 17-14 (OT)
 11/19 ___ Minot State (LN) _____ W, 49-7

2012 (3-4)

8/30 ___ at South Alabama (ESPN3) _____ W, 33-31
 9/29 ___ at New Mexico State (ESPN3) _____ W, 35-14
 10/13 ___ at Rice (FCS) _____ L, 14-34
 10/20 ___ San Jose State (ESPN3) _____ L, 24-52
 10/27 ___ Utah State (ESPN3) _____ L, 17-48
 11/3 ___ at #22 Louisiana Tech (ESPNR) _____ L, 27-51
 11/17 ___ at Idaho (KCWX) _____ W, 34-27

2013 (7-5)

8/31 ___ at New Mexico (KMYS) _____ W, 21-13
 9/7 ___ #13 Oklahoma State (FS1) _____ L, 35-56
 9/14 ___ at Arizona (Pac-12) _____ L, 13-38
 9/21 ___ at UTEP (FCS) _____ W, 32-13
 9/28 ___ Houston (FSN) _____ L, 28-59
 10/5 ___ at Marshall (TWC) _____ L, 10-34
 10/12 ___ Rice (TWC) _____ L, 21-27
 10/26 ___ UAB (TWC) _____ W, 52-31
 11/2 ___ at Tulsa (CSS) _____ W, 34-15
 11/9 ___ Tulane (WOAI) _____ W, 10-7
 11/23 ___ at North Texas (TWC) _____ W, 21-13
 11/30 ___ Louisiana Tech (CSS) _____ W, 34-10

2014 (4-8)

8/29 ___ at Houston (ESPNU) _____ W, 27-7
 9/4 ___ Arizona (FS1) _____ L, 23-26
 9/13 ___ at Oklahoma State (FSN) _____ L, 13-43
 9/27 ___ at Florida Atlantic (KMYS) _____ L, 37-41
 10/4 ___ New Mexico (ASN) _____ L, 9-21
 10/11 ___ FIU (FCS) _____ W, 16-13
 10/18 ___ at Louisiana Tech (FSN) _____ L, 20-27
 10/25 ___ UTEP (ASN) _____ L, 0-34
 11/8 ___ at Rice (FSN) _____ L, 7-17
 11/13 ___ Southern Miss (CBSSN) _____ W, 12-10
 11/22 ___ at Western Kentucky (FSN) _____ L, 7-45
 11/29 ___ North Texas (FSN) _____ W, 34-27

2015 (3-9)

9/3 ___ at #22 Arizona (Pac-12) _____ L, 32-62
 9/12 ___ Kansas State (FS1) _____ L, 3-30
 9/19 ___ at #25 Oklahoma State (FS1) _____ L, 14-69
 9/26 ___ Colorado State (CBSSN) _____ L, 31-33
 10/3 ___ at UTEP (KMYS) _____ W, 25-6
 10/10 ___ Louisiana Tech (ASN) _____ L, 31-34
 10/17 ___ at Southern Miss (ASN) _____ L, 10-32
 10/31 ___ at North Texas (ASN) _____ L, 23-30
 11/7 ___ Old Dominion (ASN) _____ L, 31-36
 11/14 ___ at Charlotte (FCS) _____ W, 30-27 (OT)
 11/21 ___ Rice (ASN) _____ W, 34-24
 11/28 ___ Middle Tennessee (FCS) _____ L, 7-42

2016 (6-7)

9/3 ___ Alabama State (KMYS) _____ W, 26-13
 9/10 ___ at Colorado State (CI) _____ L, 14-23
 9/16 ___ Arizona State (ESPN2) _____ L, 28-32
 9/24 ___ at Old Dominion (KMYS) _____ L, 19-33
 10/8 ___ Southern Miss (ASN) _____ W, 55-32
 10/15 ___ at Rice (belN) _____ W, 14-13
 10/22 ___ UTEP (KMYS) _____ L, 49-52 (5OT)
 10/29 ___ North Texas (KMYS) _____ W, 31-17
 11/5 ___ Middle Tennessee (ESPN3) _____ W, 45-25
 11/12 ___ at Louisiana Tech (KMYS) _____ L, 35-63
 11/19 ___ at #22 Texas A&M (ESPNU) _____ L, 10-23
 11/26 ___ Charlotte (CI) _____ W, 33-14
 12/17 ___ at New Mexico (ESPN) _____ L, 20-23

Key: (ASN) American Sports Network; (CBSSN) CBS Sports Network; (CI) Campus Insiders; (CSS) Comcast Sports Southeast; (ESPNR) ESPN Regional; (FCS) FOX College Sports; (FS1) FOX Sports 1; (FSN) FOX Sports Networks; (KCWX) KCWX-TV San Antonio; (KMYS) KMYS-CW 35 San Antonio; (LN) Longhorn Network; (MUT) My Utah TV; (Pac-12) Pac-12 Networks; (TWC) Time Warner Cable SportsChannel; (WOAI) WOAI-NBC 4 San Antonio

OVERTIME GAMES (2-2)

10/8/11 ___ South Alabama _____ L, 27-30 (2OT)
 10/29/11 ___ Georgia State _____ W, 17-14 (OT)
 11/14/15 ___ at Charlotte _____ W, 30-27 (OT)
 10/22/16 ___ UTEP _____ L, 49-52 (5OT)

SEASON OPENERS (5-1)

9/3/11 ___ Northeastern State _____ W, 31-3
 8/30/12 ___ at South Alabama _____ W, 33-31
 8/31/13 ___ at New Mexico _____ W, 21-13
 8/29/14 ___ at Houston _____ W, 27-7
 9/3/15 ___ at #22 Arizona _____ L, 32-42
 9/3/16 ___ Alabama State _____ W, 26-13

HOME OPENERS (3-3)

9/3/11 ___ Northeastern State _____ W, 31-3
 9/8/12 ___ Texas A&M-Commerce _____ W, 27-16
 9/7/13 ___ #13 Oklahoma State _____ L, 35-56
 9/4/14 ___ Arizona _____ L, 23-26
 9/12/15 ___ Kansas State _____ L, 3-30
 9/3/16 ___ Alabama State _____ W, 26-13

ROAD OPENERS (3-3)

9/17/11 ___ at Southern Utah _____ L, 22-45
 8/30/12 ___ at South Alabama _____ W, 33-31
 8/31/13 ___ at New Mexico _____ W, 21-13
 8/29/14 ___ at Houston _____ W, 27-7
 9/3/15 ___ at #22 Arizona _____ L, 32-42
 9/10/16 ___ at Colorado State _____ L, 14-23

HOMECOMING GAMES (3-3)

9/24/11 ___ Bacone _____ W, 54-7
 10/20/12 ___ San Jose State _____ L, 24-52
 10/26/13 ___ UAB _____ W, 52-31
 10/11/14 ___ FIU _____ W, 16-13
 11/7/15 ___ Old Dominion _____ L, 31-36
 10/22/16 ___ UTEP _____ L, 49-52 (5OT)

BOWL GAMES (0-1)

12/17/16 ___ at New Mexico _____ L, 20-23

AVERAGE HOME ATTENDANCE

Avg.	Total	Year
35,521 *	213,126	2011
29,226	175,355	2012
29,214	175,282	2013
27,576	165,458	2014
23,038	138,226	2016
23,008	138,048	2015

TOP 10 HOME CROWDS

56,743 *	Northeastern State	9/3/11
40,977	#13 Oklahoma State	9/7/13
39,032	Texas State	11/24/12
33,517	Bacone	9/24/11
33,472	Arizona	9/4/14
32,886	South Alabama	10/8/11
32,487	Houston	9/28/13
32,369	Minot State	11/19/11
31,956	UTEP	10/25/14
31,364	McMurry	3/10/11

* NCAA startup program record



UTSA established an NCAA startup program record with 56,743 fans in the Alamodome for the Roadrunners' inaugural game against Northeastern State on Sept. 3, 2011.

« PROGRAM FIRSTS »



FROM INAUGURAL GAME VS. NORTHEASTERN STATE (SEPT. 3, 2011 • ALAMODOME • SAN ANTONIO, TEXAS)

UTSA team captains — Senior S Mark Waters, sophomores LB Steven Kurfehs and QB Eric Soza, freshman WR Kam Jones
Kickoff — Northeastern State's Dylan Beers for 62 yards
Kickoff return — UTSA's Kam Jones for 37 yards to UTSA's 45-yard line
Play from scrimmage — UTSA's Brandon Armstrong rush for 4-yard loss
First down & play of 10 or more yards — UTSA's Eric Soza rush for 19 yards (opening possession)
Pass completion, pass play for 10 or more yards & passing first down — Eric Soza to CheRod Simpson for 13 yards on team's opening possession
Touchdown — Eric Soza rush for 14 yards at 11:35 mark of first quarter
Point after touchdown (PAT) — UTSA's Sean Ianno
First drive — 7 plays, 55 yards, 3:25 time of possession, which resulted in a touchdown
Sack — UTSA's Ferrington Macon for 6-yard loss on Northeastern State's second possession
Three-and-out — UTSA's first defensive possession
Penalty — Defensive offsides by Northeastern State on UTSA's second possession
Passing TD — Eric Soza to Jake Wannamaker for six yards at 6:34 mark of first quarter
Penalty against UTSA — Josh Ward kick out-of-bounds following Roadrunners' second touchdown
Timeout called by UTSA — 3:59 mark in first quarter
Punt by UTSA — Josh Ward for 37 yards on UTSA's fourth possession (returned for seven yards by Nate Robinson)
Field-goal attempt — Sean Ianno for 21 yards, which was good with no time remaining in first half on UTSA's sixth possession
Points allowed by UTSA — Dylan Beers 22-yard field goal at 10:41 mark of third quarter
Punt return — Brandon Armstrong for 12 yards after a 32-yard punt by Cody Lenz at 6:38 mark of third quarter
Play of more than 50 yards — Eric Soza pass to David Morgan II for 63 yards at 5:56 mark of third quarter
Turnover — Mauricio Sanchez forced fumble on first play of fourth quarter, recovered by Crosby Adams
Fumble recovery — Mauricio Sanchez forced fumble on first play of fourth quarter, recovered by Crosby Adams
Win — 31-3 vs. Northeastern State (9/3/11) at Alamodome



Eric Soza scored the first touchdown in program history in the first quarter of UTSA's 31-3 victory against Northeastern State on Sept. 3, 2011.

FROM INAUGURAL SEASON (2011)

First loss and home loss — 24-21 vs. McMurry (9/10/11) at Alamodome
Televised game — vs. McMurry (9/10/11) on Longhorn Network
TD allowed by UTSA — Jake Mullin 1-yard run at 13:14 mark of second quarter vs. McMurry (9/10/11)
Blocked FG — Franky Anaya with 2:02 left in second quarter vs. McMurry (9/10/11)
Interception — Darrien Starling with 3:36 left in third quarter vs. McMurry (9/10/11)
Road game, night game and road loss — 45-22 at Southern Utah (9/17/11) in Cedar City, Utah
Defensive TD — Steven Kurfehs 45-yard interception return with 10:26 left in second quarter vs. Bacone (9/24/11)
Blocked punt — Joseph Lizcano with 4:25 left in second quarter vs. Bacone (9/24/11)
Homecoming game and homecoming win — 54-7 vs. Bacone (9/24/11)
Safety allowed — Team safety at 2:14 mark of first quarter vs. Sam Houston State (10/1/11)
Blocked PAT — Marlon Smith with 1:53 left in the second quarter vs. Sam Houston State (10/1/11)
Overtime game and overtime loss — 30-27 vs. South Alabama (10/8/11) at Alamodome
Fake punt — John Roper 2-yard rush for first down in first quarter vs. South Alabama (10/8/11) at Alamodome
Overtime win — 17-14 vs. Georgia State (10/29/11) at Alamodome

OTHER FIRSTS


Road and FBS win — 33-31 at South Alabama (8/30/12) in Mobile, Ala.
Road game and road win in domed stadium — 38-14 vs. Georgia State (9/15/12) at Georgia Dome in Atlanta, Ga.
Conference and conference road win — 35-14 at New Mexico State (9/29/12) in Las Cruces, N.M.
Game against ranked opponent — No. 13 Oklahoma State (9/7/13) at Alamodome
Win against bowl-qualifying team — 10-7 vs. Tulane (11/9/13) at Alamodome
Safety — Team safety at 4:43 mark of second quarter vs. Arizona (9/4/14) at Alamodome
Fake field goal — Yannis Routsas 30-yard pass to Jarrod McLin vs. UTEP (10/22/16) at Alamodome
Bowl game — Gildan New Mexico Bowl (12/17/16) in Albuquerque, N.M.



« HONOR ROLL »



David Morgan II, TE
2015 Second-Team USA Today All-American
2015 Honorable Mention SI.com All-American



Josiah Tauaefa, LB
2016 FWAA Freshman All-American



Triston Wade, S
2014 Jim Thorpe Award Semifinalist

ROADRUNNERS IN THE NFL



David Morgan II became UTSA's first-ever NFL Draft pick in 2016 when the Minnesota Vikings selected the tight end with the 13th pick in the sixth round (No. 188 overall).

Michael Egwuagu — Chicago Bears (rookie mini-camp invite)

Andrew King — Buffalo Bills (rookie mini-camp invite)

Ashaad Mabry — New Orleans Saints (free agent)

Jeremiah Moeller — Chicago Bears (rookie mini-camp invite)

Jordan Moore — Atlanta Falcons (free agent)

David Morgan II — Minnesota Vikings (6th round)

Jason Neill — Cleveland Browns, Dallas Cowboys (free agent)

Bennett Okotcha — Tennessee Titans (free agent)

Brian Price — Green Bay Packers (free agent)

Josh Walker — Pittsburgh Steelers (rookie mini-camp invite)

Triston Wade — Seattle Seahawks (free agent)

Jarveon Williams — Cincinnati Bengals (free agent)

***Teddy Williams** — Chicago Bears, Arizona Cardinals, Indianapolis Colts, Dallas Cowboys, Jacksonville Jaguars, Carolina Panthers (free agent)

** did not play football at UTSA (track & field)*



« HONOR ROLL »



CONFERENCE SUPERLATIVES



Josiah Tauaefa, LB
2016 Conference USA
Freshman of the Year

FIRST-TEAM ALL-CONFERENCE



Josiah Tauaefa, LB
2016, Conference USA



Triston Wade, S
2012, Western Athletic Conference

SECOND-TEAM ALL-CONFERENCE



Franky Anaya, DT
2012 WAC



Marcus Davenport, DE
2016 C-USA



Michael Egwuagu, DB
2016 C-USA



Sean Ianno, PK
2014 C-USA



Scott Inskeep, OL
2012 WAC
2013 C-USA



Steven Kurfehs, LB
2012 WAC



Jesse Medrano, DS
2014 C-USA



David Morgan II, TE
2015 Conference USA



Jason Neill, DE
2015 C-USA



Bennett Okotcha
2015 C-USA



Brandon Reeves, LB
2012 WAC



Robert Singletary, DE
2014 C-USA



Triston Wade, S
2013 C-USA
2014 C-USA

Honorable Mention

WAC

Cody Harris, OL (2012)
Kenny Harrison, ST (2012)
Cole Hubble, TE (2012)
Kam Jones, WR (2012)
Evans Okotcha, RB (2012)

C-USA

Matt Bayliss, LS (2016)
Codie Brooks, DL (2013)
Marcus Davenport, DE (2015)

Jevonte Domond, OL (2016)
Drew Douglas, LB (2015)
Michael Egwuagu, S (2015)
Cody Harris, OL (2013)
Cole Hubble, TE (2013)
Scott Inskeep, OL (2014)
Jens Jeters, LB (2014)
Nic Johnston, DB (2013)
Kam Jones, WR, (2013-14)
Steven Kurfehs, LB (2013)
Ashaad Mabry, DL (2013-14)

Jordan Moore, DB (2016)
David Morgan II (2014)
Bennett Okotcha, DB (2013)
Cody Rogers, DL (2014)
Robert Singletary, DL (2013)
Eric Soza, QB (2013)
Kristian Stern, P (2013-14)
Josh Stewart, WR (2016)
Kerry Thomas Jr., WR (2015)
Jarveon Williams, RB (2015)

ACADEMIC AWARDS



Nate Leonard
2014 National Football Foundation Scholar-Athlete
2014 First-Team Capital One Academic All-American
2013 Second-Team Capital One Academic All-American
2012, '13, '14 First-Team Capital One Academic All-District VII
2013 Conference USA Football Scholar-Athlete of the Year



Eric Soza
2013 National Football Foundation Scholar-Athlete
2013 First-Team Capital One Academic All-District VII

Academic All-Conference

WAC All-Academic

Aaron Grubb (2012)	Jason Neill (2012)
Seth Grubb (2012)	Payton Rion (2012)
Brandon Guerrero (2012)	Will Ritter (2012)
Zach Hester (2012)	Austin Rushing (2012)
Patrick Hoog (2012)	Nate Shaw (2012)
Nic Johnston (2012)	Eric Soza (2012)
Nate Leonard (2012)	Josh Ward (2012)
Sean Luchnick (2012)	Terrance Wilburn (2012)

C-USA All-Academic

Nate Leonard (2013-14)
Eric Soza (2013)



« ALL-TIME LETTERWINNERS »

Crosby Adams (4) _____ 2011-14	Stanley Dye Jr. (2) _____ 2015	T.J. King (98) _____ 2016	Austin Rushing (89) _____ 2012
Kevin Adams (2) _____ 2013	Michael Egwuagu (8) _____ 2013-16	Vontrell King-Williams (97) _____ 2015-16	Mike Sanchez (56) _____ 2011
Adefemi Adekeye (29) _____ 2011	Victor Falcon (57) _____ 2016	Steven Kurfehs (44) _____ 2011-13	Mauricio Sanchez (20, 25) _____ 2011-12, '14-15
Franky Anaya (64) _____ 2011-12	Ronnie Feist (22) _____ 2016	Cade Laufer (46) _____ 2015	Isaiah Santos (18) _____ 2015
Darius Anderson (54) _____ 2011	Brandon Freeman (84) _____ 2011-13	Nate Leonard (55) _____ 2011-14	Nate Shaw (27) _____ 2011-14
David Anzaldua (73) _____ 2016	Nate Gaines (11) _____ 2014-16	Miles Lerch (89) _____ 2014	CheRod Simpson (41) _____ 2011-13
Brandon Armstrong (5) _____ 2011-14	Kevin Garcia (53) _____ 2015	C.J. Levine (14) _____ 2015-16	Robert Singletary (50) _____ 2013-14
Carl Austin III (10,25) _____ 2015-16	David Glasco II (11) _____ 2011-14	Joseph Lizcano (31) _____ 2011-13	Marlon Smith (45) _____ 2011
N'Keal Bailey (24) _____ 2015-16	Darryl Godfrey (23) _____ 2015-16	Sean Luchnick (89, 34) _____ 2011-12	Eric Soza (8) _____ 2011-13
Baylen Baker (99) _____ 2016	Jordan Gray (70) _____ 2013-15	Ashaad Mabry (97) _____ 2011-14	Darrien Starling (24) _____ 2011-14
Trevor Baker (26) _____ 2014-15	Aaron Grubb (88) _____ 2012-15	Marcellus Mack (9) _____ 2011-14	Larry Stephens (84) _____ 2015-16
James Bakke (77) _____ 2011	Seth Grubb (86) _____ 2011-14	Ferrington Macon (58) _____ 2011-14	Kristian Stern (95, 38) _____ 2012-14
Eric Banks (90) _____ 2016	Brandon Guerrero (54) _____ 2012-13	Andrew Martel (12) _____ 2016	Trevor Stevens (87) _____ 2013-16
La'Kel Bass (42) _____ 2016	Matt Guidry (89) _____ 2016	Teddrick McGhee (27) _____ 2016	Halen Steward (34) _____ 2015
Matt Bayliss (49) _____ 2015-16	Gage Hadlock (48) _____ 2015	Kyle McKinney (67) _____ 2015	Josh Stewart (80) _____ 2016
Cody Berry (3) _____ 2012-13	Jeremy Hall (2) _____ 2011	Jarrod McLin (91) _____ 2016	Kevin Strong Jr. (4) _____ 2015-16
Stefan Beard (65) _____ 2016	Peyton Hall (18) _____ 2016	Marquez McNair (4) _____ 2016	Dalton Sturm (2, 14) _____ 2015-16
Kenny Bias (81) _____ 2012-15	Cody Harris (68) _____ 2011-14	Jesse Medrano (59, 95) _____ 2011-14	Josiah Tauaefa (55) _____ 2016
Blake Bogenschutz (4) _____ 2015	Jarron Harris (90) _____ 2012-13	Dalton Miller (56) _____ 2012, '14-15	Aron Taylor (17) _____ 2014-15
Codie Brooks (94) _____ 2013-14	Kenny Harrison (18) _____ 2011-14	Jeremiah Moeller (85) _____ 2011-13	JaBryce Taylor (83) _____ 2015-16
Tevin Broussard (23) _____ 2013-14	Lekenwic Haynes (37) _____ 2011-12	Josiah Monroe (15) _____ 2011-14	Blake Terry (52) _____ 2011-13
Andre Brown (20) _____ 2013-14	Aneas Henricks (6) _____ 2015	Jordan Moore (29) _____ 2016	Kerry Thomas Jr. (14, 7) _____ 2014-16
Brady Brown (75) _____ 2011	Zach Hester (66) _____ 2012-13, '15	David Morgan II (82) _____ 2011, '13-15	Jonathan Tuiolesega (75) _____ 2015-16
Richard Burge (61) _____ 2011-14	Anthony Hickey (32) _____ 2016	Romario Napoles (47) _____ 2015-16	Franklin Uesi (96) _____ 2016
JaColbie Butler (22,26) _____ 2015-16	Cole Hicks (80) _____ 2011-12	Jason Neill (96) _____ 2011-12, '14-15	Triston Wade (14, 7) _____ 2011-14
Miguellino Byrd (33) _____ 2011-12	Steve Holman (51) _____ 2016	King Newton (92) _____ 2016	John Walker III (23) _____ 2011
Tucker Carter (6) _____ 2014	Earon Holmes (12) _____ 2011-14	T.J. Nielsen (80) _____ 2011	Josh Walker (76) _____ 2012-14
Gabriel Casillas (72) _____ 2016	Patrick Hoog (78) _____ 2012	Bennett Okotcha (21) _____ 2013-15	Jake Wanamaker (10) _____ 2011
William Cavanaugh (63) _____ 2013-15	Cole Hubble (83) _____ 2011-14	Evans Okotcha (36) _____ 2011-13	Josh Ward (47) _____ 2011-12
Justin Chavez (30) _____ 2014-15	Sean Ianno (92) _____ 2011, '13-14	Drew Phillips (74) _____ 2011	Mark Waters (25) _____ 2011
Tyrell Clay (31) _____ 2015-16	Scott Inskeep (79) _____ 2011-14	Juan Perez-Isidoro (60) _____ 2014-16	Duke Wheeler (37, 4) _____ 2014-15
Cody Cole (71) _____ 2013	Jens Jeters (42) _____ 2013-14	Daniel Portillo (13) _____ 2015-16	Mike Wilburn (83) _____ 2011
Triston Crossland (23) _____ 2015	Chris Johnson (21) _____ 2011	Austin Pratt (68) _____ 2015-16	Terrance Wilburn (28) _____ 2012
Marcos Curry (9) _____ 2014-16	Drew Johnson (45, 57) _____ 2013	Brian Price (91) _____ 2013-15	Cory Williams (93) _____ 2011
Chase Dahlquist (33) _____ 2013-16	Jared Johnson (15) _____ 2016	Brandon Reeves (53) _____ 2011-12	Jarveon Williams (20, 2) _____ 2013-16
Reed Darragh (74) _____ 2014-16	Nic Johnston (22) _____ 2011-13	Jaylen Rhodes (28) _____ 2015-16	Shaq Williams (81) _____ 2016
Marcus Davenport (93) _____ 2014-16	Brady Jones (85, 86) _____ 2015-16	Payton Rion (51) _____ 2011, '13-14	Tevin Williams (6) _____ 2011
Devron Davis (1) _____ 2016	Kam Jones (1) _____ 2011-14	Will Ritter (40) _____ 2011-13	Brett Winnegan (20) _____ 2015-16
Blake Dean (40) _____ 2014-16	Austin Jupe (41) _____ 2016	Austin Robinson (3) _____ 2014	Solomon Wise (94) _____ 2016
Derrick Dick (16) _____ 2015	Ben Kane (43) _____ 2015-16	Cody Rogers (43) _____ 2011-14	Clayton Woods (50) _____ 2015
Jevonte Domond (78) _____ 2016	Andrew King (38) _____ 2016	John Roper (91) _____ 2011	Charles Wort (21) _____ 2012
Drew Douglas (32) _____ 2013-15	Brian King (10) _____ 2012-14	Yannis Routsas (39) _____ 2015-16	

jersey numbers in parentheses

« ALL-TIME ASSISTANT COACHES »

Kevin Brown (2011-15)
 Travis Bush (2010-11)
 Perry Eliano (2011-15)
 Pete Golding (2016)
 Polo Gutierrez (2009-15)
 Eric Henderson (2016)
 Tony Jeffery (2010-13, '15)
 Nathaniel Jones (2011-12)
 Mike Markuson (2015)
 Jim Marshall (2010-14)
 Marquis Mosely (2014)

Mike Menefee (2009-10)
 Neal Neathery (2010-15)
 Jeff Popovich (2013-15)
 Ryan Pugh (2016)
 Charlie Reeve (2012-15)
 Eric Roark (2009-15)
 Jason Rollins (2016)
 David Ross (2009-10)
 Everette Sands (2016)
 Frank Scelfo (2016)
 Patrick Toney (2016)

Quality Control
 Eddie Benavidez (2013-15)
 Bennett Dettlinger (2016)
 Giovanni Vizza (2016)

Graduate Assistants
 Jeff Bowen (2011-13)
 Rishaw Johnson (2016)
 Matthew Kraft (2012-13)
 Jeremiah Moeller (2014-15)
 Benny Morrison (2012-14)

John Roper (2015)
 Anthony Scelfo (2016)
 Aaron Selby (2011)
 Nate Shaw (2015)
 Ryan Smith (2014)
 Will Thomas (2016)
 Giovanni Vizza (2014-15)
 Deron Wilson (2016)