



@WKUBasketball WKUBasketball

@wkubasketball WKUSports

WKUSports.com

WKU (13-11, 5-6 C-USA) AT UTSA (8-17, 1-11 C-USA)

Saturday, Feb. 12 | 3 p.m. (CT) | San Antonio, Texas UTSA Convocation Center (2,650)

LISTEN Hilltopper Sports Network Randy Lee (pxp), Hal Schmitt (analysis)

WATCH CUSA.tv Andy Everett (pxp), Tim Carter (analysis)

LIVE STATS Sidarm Stats

NOVEMBER (4-3)

Table with 3 columns: Date, Opponent, Score. Includes games against Campbellsville (EXH), Univ. of the Cumberlands (EXH), Alabama State, vs. Minnesota (1), vs. South Carolina (1), at #11/16 Memphis, Alabama A&M, UT Martin, Rhodes College.

DECEMBER (4-2)

Table with 3 columns: Date, Opponent, Score. Includes games against Eastern Kentucky, Buffalo, vs. Ole Miss (2), Centre College, Louisville, at #20/18 Kentucky.

JANUARY (2-6)

Table with 3 columns: Date, Opponent, Score. Includes games at Louisiana Tech*, FIU*, Rice*, North Texas*, at Florida Atlantic*, at FIU*, UAB*, Middle Tennessee*.

FEBRUARY (3-0)

Table with 3 columns: Date, Opponent, Score. Includes games at Charlotte*, at Old Dominion*, Florida Atlantic*, at UTSA*, at Southern Miss*, Charlotte*, Old Dominion*, at Middle Tennessee*.

MARCH (0-0)

Table with 3 columns: Date, Opponent, Score. Includes games at Marshall*, Marshall*.

(*) Conference USA Game (1) Asheville Championship (Asheville, N.C.) (2) Holiday Hoopsgiving (Atlanta)

2021-22 DIGITAL MEDIA GUIDE

Scan the QR Code or visit link below to access guide at WKUSports.com



https://goto.ps/21MBBGuide

WESTERN KENTUCKY

BASKETBALL

2021-22 GAME NOTES

MEDIA CONTACT: Zach Greenwell, Senior Associate Athletic Director • zach.greenwell@wku.edu • (270) 668-4716 SECONDARY CONTACT: Dana Brown, Media Relations Coordinator • dana.brown667@topper.wku.edu • (317) 752-6161

KEY PAGES

Table with 3 columns: Page 2 | Streaks/Standings, Pgs. 10-11 | Chasing Record Book, Pgs. 16-29 | Player Bios; Page 3 | Roster/Coaching Staff, Page 13 | Last Time It Happened, Page 46 | 2021-22 Stats; Page 4 | Last Series Meeting, Page 14-15 | Rick Stansbury, Page 48 | Radio/TV Roster

THE TIP-OFF

WKU Hilltopper Basketball will go for its fourth straight win Saturday at UTSA at 3 p.m. CT. UTSA will stream the game on CUSA.tv, a monthly subscription service that requires payment to access.

The Hilltoppers won their third in a row by at least seven points Thursday with a 76-69 home win over East Division-leading Florida Atlantic. UTSA was off in the midweek but last fell 84-75 at Middle Tennessee on Monday.

WKU is 6-3 all-time against the Roadrunners, including a win in last year's C-USA Tournament quarterfinals. Head coach Rick Stansbury is 4-3 in his career against UTSA.

PROJECTED STARTING LINEUP

Projected starting lineup grid with player photos and names: G | McKnight, G | Frampton, G | Justice, F | Hamilton, C | Sharp. Includes note: Lineup projection based on previous games

TOP STORYLINES

- As of Friday, WKU leads the country in fewest fouls per game (12.0) and ranks fifth in total blocks (143), seventh in blocks per game (6.0), 31st in total steals (205), 31st in field-goal percentage (47.6%), 37th in steals per game (8.5) and 52nd in total assists (361).
Last month, junior center Jamarion Sharp was named to the watch list for the Naismith Men's National Defensive Player of the Year. This is the second straight year WKU has put a player on the list, with Charles Bassey making the semifinals for the award last season. WKU is one of just four schools – along with Baylor, Tennessee and Richmond – to have a player on the watch list the last two seasons.
Jamarion Sharp is the tallest player in college basketball at 7 feet, 5 inches. He's also the tallest player in the history of the Hilltopper program. Sharp leads the nation in total blocks (108), blocks per game (4.5) and dunks (66), and is second in block percentage (17.6%). | More info pg. 7
Jamarion Sharp has more blocks himself this season (108) than 305 Division I programs have as a team, which is 87% of all D-I teams. He now holds the WKU record for most blocks in a season. | More info pg. 10
Sophomore guard Dayvion McKnight is the only player in the country averaging at least 15 points, five rebounds, six assists and two steals per game this year. He ranks seventh nationally in total assists (149) and eighth in assists per game (6.2).
After making 1 of 19 3-pointers (11%) in the first three games of the season, redshirt senior guard Luke Frampton has made 50 of 110 3s (45.5%) in the last 21 games.

WKU HILLTOPPERS

Table with 2 columns: Stat, Value. Includes 2021-22 Record (13-11, 5-6 C-USA), Ranking (NR), 2021-22 NCAA NET (118), Last Game (W, 76-69 vs. Florida Atlantic), Head Coach (Rick Stansbury), Career Record (409-237 (20th season)), Record at School (116-71 (Sixth season)), Leading Scorer (Dayvion McKnight (15.2 ppg)), Leading Rebounder (Jamarion Sharp (6.7 rpg)), Leading Assists (Dayvion McKnight (6.2 apg))

UTSA ROADRUNNERS

Table with 2 columns: Stat, Value. Includes 2021-22 Record (8-17, 1-11 C-USA), Ranking (NR), 2021-22 NCAA NET (334), Last Game (L, 84-75 at Middle Tennessee), Head Coach (Steve Henson), Career Record (87-96 (Sixth season)), Record at School (Same), Leading Scorer (Jordan Ivy-Curry (15.4 ppg)), Leading Rebounder (Jacob Germany (7.0 rpg)), Leading Assists (Jordan Ivy-Curry (2.4 apg))

WORKING CREDENTIALS: To request credentials, please contact Senior Associate AD Zach Greenwell or Media Relations Coordinator Dana Brown. All requests should be made as early as possible and should be limited to working press only. Space on the E.A. Diddle Arena press row is limited, and a media/photo work room is available on the ground level just off the arena floor for credentialed media members.

Credentials will be screened and issued on a priority basis, with national publications, daily newspapers, wire services, originating radio and television networks, television tape crews and student newspapers from WKU and the visiting school receiving top priority. Requests from weekly newspapers, internet publications and radio stations that cover WKU and the visiting team may be honored on a space-available basis.

Spouses, dates, equipment carriers and non-working members of the media are restricted from press row, sidelines and interview areas. Any abuse of a credential to a WKU athletic event will result in the immediate removal of the media member from the event as well as the agency losing credential privileges for the remainder of the season.

MEDIA WILL CALL: Credentials may be picked up on gameday at the Media Will Call located at Gate 2 of E.A. Diddle Arena. Please be mindful that parking is done by a list and parking passes will not be issued, so please request parking at the same time.

PHOTOGRAPHERS: Credentials for photographers will be issued on the basis of circulation, with priority granted to agencies covering the participating schools on a regular basis. Credentials will not be issued to freelance photographers unless they are employed by a reputable publication or the media relations office of the participating schools. Per NCAA rule, images or likeness of current student-athletes may not be sold, distributed or used for commercial purposes.

RADIO COVERAGE: Radio broadcast permission must be obtained in advance, along with press row reservations, from Zach Greenwell. WKU maintains courtesy ethernet and phone lines for schools who can provide reciprocal

arrangements for the Hilltopper Sports Network. ISDN lines will not be available in Diddle Arena this season.

BASELINE AREAS: Access to the baselines is reserved for photographers/videographers. Seating on the baselines is extremely limited, and several spots will be marked and reserved for season credential holders. Media must remain within the six spots on each baseline, away from the areas around the goals and stairs, and outside the team bench areas. Those who do not adhere to these policies will be asked to move or leave the building.

RECRUITS: Per NCAA rule, media are not permitted to have contact with a prospect or family members of a prospect during their visit (official or unofficial) to campus, including prospects in attendance at practice or games. Contact includes in-person conversations, phone calls, text messages, emails, social media, etc.

GAMEDAY SERVICES: Games will be largely paperless, with in-game statistics and game notes made available online instead of in printed form. Printed final box scores will be available. Media guides and flipcards will still be provided in print on a limited basis. WKU offers live stats for media members through StatBroadcast (wku.statbroadcast.com), with all other materials online at WKUSports.com.

POSTGAME INTERVIEWS: Head coach Rick Stansbury and select players will hold a postgame news conference with the media in the Paul Just Media Center at E.A. Diddle Arena. Interviews with the visiting team can be coordinated with the visiting SID unless it is predetermined that the visiting team will also come to the media room.

WEEKLY PRESS CONFERENCE: Head coach Rick Stansbury will hold a press conference for credentialed media during the week when the team schedule allows, usually on a weekly basis. Select players may also be available at the weekly press conference. Contact Zach Greenwell or Dana Brown for any inquiries about the weekly press conference schedule.

COVID-19 PROTOCOL: WKU Athletics will follow University guidelines as it relates to COVID-19 health and safety.

CURRENT WKU STREAKS	
All Games	W3
Last Loss: 01/29/22 vs. Middle Tennessee	
At E.A. Diddle Arena	W1
Last Loss: 01/29/22 vs. Middle Tennessee	
On the Road	W2
Last Loss: 01/22/22 at FIU	
Neutral Sites	W1
Last Loss: 11/14/21 vs. South Carolina	
vs. Ranked Opponents	L5
Last Win: 12/29/19 vs. #15/16 Wisconsin	
Nonconference (Home)	W2
Last Loss: 12/08/11 vs. Buffalo	
Nonconference (Road/Neutral)	L1
Last Win: 12/11/21 vs. Ole Miss	
Conference USA	W3
Last Loss: 01/29/22 vs. Middle Tennessee	
Conference USA (Home)	W1
Last Loss: 01/29/22 vs. Middle Tennessee	
Conference USA (Road or Neutral)	W2
Last Loss: 01/22/22 at FIU	
Games Allowing 75 or Fewer Points	3
Last Miss: 01/29/22 vs. Middle Tennessee	
Games with a 15-Point Scorer	26
Last Miss: 03/13/21 vs. North Texas	
Games with an Even/Pos. Assist-to-TO Ratio	4
Last Miss: 01/27/22 vs. UAB	
Games with a 3-Point FG	1,093
Last Miss: 03/13/87 vs. West Virginia	
When Scoring 80+ Points	L2
Last Time: 01/13/22 vs. Rice	
When Scoring 90+ Points	W21
Last Loss: 02/13/16 vs. Marshall (93, OT)	
When Scoring 100+ Points	W9
Last Loss: 01/29/04 vs. La.-Lafayette (110-102)	

2021-22 C-USA STANDINGS (thru 2/10)

	[---C-USA---]		[--Overall--]	
	W-L	PCT	W-L	PCT
East Division				
1. Middle Tenn.	7-3	.700	16-7	.696
2. Florida Atlantic	8-4	.667	15-10	.600
3. Charlotte	6-5	.545	13-10	.565
4. WKU	5-6	.455	13-11	.542
5. Old Dominion	4-7	.364	9-15	.375
6. FIU	4-8	.333	14-11	.560
7. Marshall	1-10	.091	8-16	.333
West Division				
1. North Texas	10-1	.909	17-4	.810
2. UAB	9-2	.818	19-5	.792
3. Louisiana Tech	9-3	.750	18-6	.750
4. UTEP	7-4	.636	14-9	.609
5. Rice	6-5	.545	14-9	.609
6. Southern Miss	1-9	.100	6-17	.261
7. UTSA	1-11	.083	8-17	.320

WKU'S 2021-22 C-USA PRESEASON

PRESEASON TEAM

Jahmir Young, Charlotte
Tavion Kinsey, Marshall
Kenneth Lofton, LA Tech
Josh Anderson, WKU
Quincy Olivari, Rice
Tyler Stevenson, USM
Tavin Lovan, UAB
Souley Boom, UTEP
Thomas Bell, North Texas
Kalu Ezikpe, Old Dominion
Isaiah Crawford, LA Tech

COACHES POLL

1. UAB (8)
2. Louisiana Tech (6)
3. **WKU**
4. Marshall
5. Old Dominion
6. North Texas
7. Charlotte
8. Rice
9. Florida Atlantic
10. UTEP
11. UTSA
12. Southern Miss
13. FIU
14. Middle Tennessee

WKU IN 2021-22 C-USA STATISTICS

(thru 2/10)	TEAM	PLAYERS
CATEGORY		
Scoring Offense	4th (76.4)	McKnight (9th, 15.2)
Scoring Defense	8th (69.7)	--
Scoring Margin	6th (6.7)	--
Free Throw %	7th (.719)	Anderson (8th, .810)
Field Goal %	1st (.476)	McKnight (t-3rd, .488)
FG% Defense	t-2nd (.416)	--
3-Point FG%	t-7th (.355)	N/A
3-Point FG Made	10th (7.6)	Justice (10th, 2.4)
3-Pt. FG% Def.	7th (.341)	--
Reb. Offense	9th (35.3)	Sharp (11th, 6.7)
Reb. Defense	11th (36.5)	--
Reb. Margin	10th (-1.2)	--
Offensive Rebs.	12th (8.3)	N/A
Defensive Rebs.	2nd (27.1)	Sharp (7th, 5.1)
Blocked Shots	1st (6.0)	Sharp (1st, 4.5)
Assists	t-2nd (15.0)	McKnight (1st, 6.2)
Steals	3rd (8.5)	Anderson (2nd, 2.4)
TO Margin	5th (+1.9)	--
A/TO Ratio	5th (1.2)	McKnight (6th, 1.8)
Minutes Played	--	McKnight (3rd, 35.4)

2021-22 C-USA WEEKLY AWARDS

Nov. 15 – Dayvion McKnight, Player of the Week
Dec. 20 – Camron Justice, Player of the Week

TEAM ROSTER

NO	NAME	POS	HT	WT	YR	EXP	HOMETOWN (PREVIOUS SCHOOL)
0	Darrius Miles	C	6-10	295	So.	TR	Oak Cliff, Texas (Odessa College)
1	Jaylen Butz	F	6-9	230	R-Sr.	TR	Fort Wayne, Ind. (DePaul)
3	Jairus Hamilton	F	6-8	230	Sr.	TR	Charlotte, N.C. (Maryland)
4	Josh Anderson	G	6-6	190	5th-Sr.	4L	Baton Rouge, La. (Madison Prep Academy)
5	Noah Stansbury	G	6-0	170	R-Fr.	RS	Bowling Green, Ky. (Greenwood HS)
10	Elijah Hughey	G	6-4	200	Fr.	HS	Dallas, Texas (Lancaster HS)
12	Tyler Olden	G	5-11	210	Fr.	HS	Scottsdale, Ariz. (Hillcrest Prep Academy)
13	Sherman Brashear	G	6-5	180	So.	TR	Dallas, Texas (Panola College)
14	Luke Frampton	G	6-5	205	R-Sr.	1L	Poca, W.Va. (Davidson)
20	Dayvion McKnight	G	6-1	195	So.	1L	Shelbyville, Ky. (Collins HS)
32	Bailey Conrad	F	6-7	220	So.	1L	New Albany, Ind. (Christian Academy of Indiana)
33	Jamarion Sharp	C	7-5	225	Jr.	TR	Hopkinsville, Ky. (John A. Logan College)
50	Isaiah Cozart	F	6-7	240	Jr.	2L	Richmond, Ky. (Madison Central HS)
55	Camron Justice	G	6-3	185	Gr-Sr.	1L	Hindman, Ky. (IUPUI)

PRONUNCIATION GUIDE

PLAYER NAME	PRONUNCIATION
Sherman Brashear	bruh-SHEER
Jaylen Butz	"Butts"
Isaiah Cozart	CO-zart
Jairus Hamilton	JARE-ee-us
Elijah Hughey	HUE-ee
Dayvion McKnight	DAY-vee-on
Jamarion Sharp	juh-MAHR-ee-ON
Hennsy Auriantal	HEN-see or-ree-AN-tuhl

NOTE ON COVID-19 ELIGIBILITY CHANGES

Players are listed as though eligibility progressed normally in 2020-21. Extra seasons of eligibility granted due to the COVID-19 pandemic will be noted when that extra season is utilized following a player's regular senior season. More information about eligibility is available on each player's bio page in the game notes.

COACHING AND SUPPORT STAFF

POSITION	NAME	ALMA MATER (YEAR)	YEAR IN ROLE
Head Coach	Rick Stansbury	Campbellsville (1981)	Sixth Season
Associate Head Coach	Phil Cunningham	Campbellsville (1990)	Third Season
Assistant Coach	Hennsy Auriantal	Wisconsin (1999)	Fourth Season
Assistant Coach	Marcus Grant	Mississippi State (1995)	Third Season
Director of Basketball Operations	Talvis Franklin	Mississippi State (2007)	Sixth Season
Associate Director of Basketball Ops	Martin Cross	WKU (2015)	Sixth Season
Graduate Assistant	Jacob Hayslip	WKU (2020)	Second Season
Graduate Assistant	Evan Stack	WKU (2020)	Second Season
Strength and Conditioning Coach	Duane Hall	WKU (1996)	Eighth Season
Athletic Trainer	John Erwin	UT-Arlington (2007)	Fifth Season

COACHING AND SUPPORT STAFF



Head Coach
Rick Stansbury



Associate Head Coach
Phil Cunningham



Assistant Coach
Hennsy Auriantal



Assistant Coach
Marcus Grant



Director of Ops
Talvis Franklin



Assoc. Dir. of Ops
Martin Cross



Graduate Assistant
Jacob Hayslip



Graduate Assistant
Evan Stack



Strength Coach
Duane Hall



Athletic Trainer
John Erwin

THE LAST TIME OUT



February 10, 2022

Florida Atlantic at WKU



E.A. Diddle Arena
Bowling Green, Ky.

76

69

WKU continued its recent surge with a crucial home win in the Conference USA standings Thursday night, beating Florida Atlantic 76-69 at E.A. Diddle Arena.

The Hilltoppers shot 48.2% from the field and had four scorers in double figures, earning their third straight victory by taking down the East Division-leading Owls.

Graduate senior guard Camron Justice led WKU with 19 points, five rebounds and four assists. McKnight added 18 points, four steals and four assists.

After going scoreless in the teams' first meeting in Florida, junior center Jamarion Sharp was dominant with 15 points, nine rebounds and seven blocks.

Senior forward Jairus Hamilton chipped in 12 points and nine rebounds.

LAST MEETING VS. UTSA

WKU 80, UTSA 67
MARCH 11, 2021
FRISCO, TEXAS (C-USA QUARTERFINALS)

WKU used a lockdown defensive effort and a big night from both of its post players to defeat UTSA 80-67 in the Conference USA Tournament quarterfinals.

The Hilltoppers held the high-scoring Roadrunners to 38% shooting, while junior center Charles Bassey (21 points, nine rebounds, five blocks) and redshirt senior forward Carson Williams (15 points, nine rebounds) dominated inside.

WKU shot 46.3% for the game and made 24 of 25 free throws, a 96% mark that set a new Hilltopper record for best free-throw percentage in a game on at least 20 makes.



Official Basketball Box Score - Final
UTSA at Western Ky.
03/11/21 Ford Center at the Star, Frisco, TX
2020-21 Men's Basketball

Game Time: 5:35 PM
Game Duration: 1:52

UTSA - 67														
Record: 15-11														
NO.	Name	Min	FG	3P	FT	Rebounds	Fouls	TP	AS	TO	ST	Blocks		
			M/A	M/A	M/A	OR DR TOT	PF	FD				BS BA		
0	Cedrick Alley Jr.	26:34	3-7	1-3	0-0	1 2 3	2	0	7	2	1	0 0 0		
24	Jacob Germany	23:57	4-9	0-0	0-0	2 3 5	2	2	8	0	1	1 0 3		
2	Jhivvan Jackson	37:21	2-12	1-7	0-0	1 4 5	4	1	5	6	1	0 1 0		
3	Jordan Ivy-Curry	22:58	3-10	2-5	0-0	3 2 5	1	0	8	3	1	0 0 2		
22	Keaton Wallace	37:00	12-24	4-11	2-2	1 5 6	2	3	30	3	4	1 0 0		
12	Phoenix Ford	09:15	0-0	0-0	0-0	1 1 2	2	0	0	0	0	0 0 12		
20	Eric Parrish	15:03	0-2	0-1	1-2	3 1 4	3	1	1	0	0	1 0 1		
10	Erik Czumbal	22:19	2-3	1-1	1-3	0 2 2	2	4	6	1	1	0 0 0		
25	Adrian Rodriguez	05:11	1-3	0-0	0-0	0 0 0	2	0	2	0	2	0 1 0		
11	Lachlan Bofinger	00:22	0-0	0-0	0-0	0 0 0	0	0	0	0	0	0 0 0		
Team						2 0 2	0	0	0	0	0			
Totals						27-70	9-28	4-7	14	20	34	20	11	67

Officials: Kelly Self, Les Jones, John St. Clair

Western Ky. - 80													
Record: 19-6													
NO.	Name	Min	FG	3P	FT	Rebounds	Fouls	TP	AS	TO	ST	Blocks	
			M/A	M/A	M/A	OR DR TOT	PF	FD				BS BA	
22	Carson Williams	30:03	5-9	1-3	4-4	4 5 9	0	2	15	2	0	1 0 0	
23	Charles Bassey	25:20	8-13	2-5	3-3	2 7 9	1	4	21	1	1	0 5 0	
4	Josh Anderson	29:41	2-4	0-2	2-2	0 1 1	3	3	6	2	3	2 2 0	
11	Taveion Hollingsworth	28:53	3-8	0-0	6-7	0 3 3	1	6	12	3	1	1 0 0	
20	Dayvion McKnight	28:46	2-5	0-1	5-5	1 5 6	3	3	9	4	3	0 1 16	
3	Jordan Rawls	18:13	2-7	2-2	2-2	0 4 4	1	1	8	2	1	0 0 0	
14	Luke Frampton	15:03	3-6	1-4	0-0	0 2 2	2	0	7	0	2	1 0 0	
21	Kenny Cooper	10:52	0-1	0-1	0-0	0 1 1	0	0	1	0	0	0 0 0	
2	Kevin Osawe	08:56	0-1	0-1	2-2	0 1 1	0	1	2	0	0	0 0 0	
50	Isaiah Cozart	03:07	0-0	0-0	0-0	0 1 1	0	0	0	0	0	0 0 0	
12	Jackson Harlan	00:22	0-0	0-0	0-0	0 0 0	0	0	0	0	0	0 0 0	
15	Patrick Murphy	00:22	0-0	0-0	0-0	0 0 0	0	0	0	0	0	0 0 0	
32	Bailey Conrad	00:22	0-0	0-0	0-0	0 0 0	0	0	0	0	0	0 0 0	
Team						1 1 2	0	0	1	1	1		
Totals						25-54	6-19	24-25	8	31	39	11	20

Technical Fouls: NONE

Biggest lead	TSA	WKU	Points from Turnovers	TSA	WKU	Period by Period Scoring			
	2 (1 st 17:57)	23 (2 nd 15:17)		7	16	1st	2nd	TOT	
Best Scoring Run	9 (2 nd 9:40)	9 (2 nd 18:31)	Paint	22	30	TSA	25	42	67
Lead Changes	4		Second Chance	17	9	WKU	38	42	80
Times Tied	2		Fast Breaks	4	22				
Time with Lead	04:35	33:23	Bench	9	17				

NOTES ON THE PROGRAM

CHAMPIONS CLIMB HERE

With a 60-57 win over Old Dominion on March 6, 2021, WKU claimed the C-USA East Division championship and the best overall winning percentage in the league. It was the Hilltoppers' 43rd regular-season conference title and first since 2009. Only Kansas and Kentucky have won more regular season conference titles.

Most Regular Season Conference Titles in NCAA History

Team	Titles	Conferences Won
Kansas	62	MVC, Big 8, Big 12
Kentucky	51	Southern, SEC
WKU	43	KIAC, OVC, Sun Belt, Conference USA
North Carolina	41	Southern, ACC
Penn	39	EIBL, Ivy
UCLA	37	Pac-12
Connecticut	34	Yankee, Big East, American
Princeton	33	EIBL, Ivy
Cincinnati	30	Buckeye, MAC, MVC, Metro, Great Mid, C-USA, Big East, American
Utah	30	Rocky Mtn., Mtn. Sts., WAC, MWC, Pac-12

PROGRAM PRESTIGE

Entering the 2021-22 season, WKU ranked third in NCAA history in regular-season league titles (43), seventh in 20-win seasons (47), eighth in all-time winning percentage (.660) and 15th in all-time victories (1,836). WKU joins Kentucky, North Carolina, Kansas and UCLA as the only programs in the top 10 for both winning percentage and conference championships.

20-WIN SEASONS

WKU claimed the 47th 20-win season in program history with the win over UAB in the 2021 C-USA Tournament semifinals. Only Kentucky, North Carolina, Duke, Louisville, UCLA and Kansas have more 20-win seasons in NCAA history. It was also the 14th 20-win season in Rick Stansbury's 19 seasons as a head coach.

Most 20-Win Seasons in NCAA History

Team	20-Win Seasons	Last Time
1. Kentucky	64	2019-20
2. North Carolina	61	2018-19
3. Duke	55	2019-20
4. UCLA	52	2020-21
5. Kansas	50	2020-21
6. Louisville	48	2019-20
7. WKU	47	2020-21

OVERPOWERING THE POWER FIVE

Since the start of the 2017-18 season, WKU is 11-9 against Power Five teams and 3-4 vs. ranked Power Five teams. The Hilltoppers had seven total wins against teams from the Power Five conferences from 2007-08 to 2016-17. Among that 11-9 mark vs. the Power Five, 16 of 20 games have been away from Diddle Arena: four home games, eight true road games and eight neutral-site games.

WKU's Power Five Wins in Last Five Seasons

WKU 82, Louisville 72 - Dec. 18, 2021 (Bowling Green, Ky.)

WKU 71, Ole Miss 48 - Dec. 11, 2021 (Atlanta, Ga.)

WKU 73, Alabama 71 - Dec. 19, 2020 (Tuscaloosa, Ala.)

WKU 86, Arkansas 79 (OT) - Dec. 7, 2019 (Bowling Green, Ky.)

WKU 83, #15/16 Wisconsin 76 - Dec. 29, 2018 (Bowling Green, Ky.)

WKU 78, Arkansas 77 - Dec. 8, 2018 (Fayetteville, Ark.)

WKU 63, RV/#13 West Virginia 57 - Nov. 16, 2018 (Myrtle Beach Invitational)

WKU 92, Oklahoma State 84 - March 21, 2018 (NIT, Stillwater, Okla.)

WKU 79, USC 75 - March 19, 2018 (NIT, Los Angeles)

WKU 79, Boston College 62 - March 13, 2018 (NIT, Bowling Green, Ky.)

WKU 77, #18/16 Purdue 73 - Nov. 23, 2017 (Battle 4 Atlantis, Bahamas)

CONSISTENT WINNERS

WKU is one of 14 programs in the nation to have won at least 20 games in each of the last four seasons. The Hilltoppers' 88 total wins across the last four seasons are the most of any school in Conference USA. WKU is also one of 18 schools in the nation to appear in its league's last three championship games.

Most Wins in Conference USA Since 2017-18 (entering 2021-22)

Team	Total Wins
WKU	88
Louisiana Tech	82
UAB	81
Marshall	80
Old Dominion	79
North Texas	79
UTSA	65
FIU	62
Florida Atlantic	59
Southern Miss	53
Rice	50
Middle Tennessee	49
UTEP	48
Charlotte	39

Teams With at Least 20 Wins in Each of Last Four Seasons Nationally

Team	Total Wins
Belmont	103
Creighton	87
Gonzaga	127
Houston	111
Kansas	106
Liberty	104
Loyola Chicago	99
Memphis	84
Ohio State	88
Oregon	93
San Diego State	96
UC Santa Barbara	88
UNC Greensboro	99
WKU	88

Teams to Appear in Last Three Conference Championship Games

Team	Conference
Belmont	Ohio Valley
Buffalo	MAC
Cincinnati	American
Colgate	Patriot
Eastern Washington	Big Sky
Georgia State	Sun Belt
Gonzaga	West Coast
Grand Canyon	WAC
Houston	American
Iona	MAAC
Liberty	Atlantic Sun
New Mexico State	WAC
North Dakota State	Summit
San Diego State	Mountain West
Texas Southern	SWAC
UC Irvine	Big West
Utah State	Mountain West
WKU	Conference USA

UPSET-MINDED

Since the start of the 2017-18 season, WKU has gone 3-8 against top-25 teams. From 2010-11 to 2016-17, the Hilltoppers went 1-12 against ranked opponents.

WKU vs. Ranked Opponents Since the Start of the 2017-18 Season

Date	Opponent and Result
11/22/17	L, 66-58 vs. #5/3 Villanova (eventual national champion)
11/23/17	W, 77-73 vs. #18/16 Purdue
03/01/18	L, 82-64 at #24/23 Middle Tennessee
11/06/18	L, 73-55 at #25/24 Washington
11/16/18	W, 63-57 vs. RV/#13 West Virginia
12/29/18	W, 83-75 vs. #15/16 Wisconsin
11/29/19	L, 71-54 vs. #2 Louisville
11/27/20	L, 70-64 vs. #15 West Virginia
2/25/21	L, 81-57 vs. #12/10 Houston
11/19/21	L, 74-62 at #11/16 Memphis
12/22/21	L, 95-60 at #20/18 Kentucky

DOMINATING THE FREE-THROW LINE

In Rick Stansbury's six seasons at the helm, WKU has shot 1,373 more total free throws than its opponents. The Hilltoppers made 74 more free throws in 2020-21 than their opponents even attempted, which led the country. Wright State was in second with 34 more made than opponent attempts, and only 14 schools in the nation were positive in that category.

Differential Between Made Free Throws vs. Opponent Attempts (2020-21)

Team	Free Throws Made	Opp. Attempts	Differential
WKU	457	383	+74
Wright State	368	334	+34
Portland	330	297	+33
Appalachian State	426	394	+32
Miami	350	318	+32
Charlotte	354	326	+28
Oakland	435	412	+23
Loyola Chicago	373	356	+17
Radford	380	367	+13
West Virginia	489	481	+8
Gonzaga	513	505	+8
Lipscomb	348	340	+8

STANSBURY'S CALLING CARD

Winning the free-throw war has been a staple of Rick Stansbury's coaching philosophy for his entire career. During his 20 seasons as a head coach, his teams have shot 3,183 more total free throws than their opponents and attempted more than their opponents in every single season.

WKU's Free Throw Dominance Since 2017-18

Season	Free Throws Made	Opp. Attempts	Differential
2021-22	312	251	+61
2020-21	457	383	+74
2019-20	527	392	+135
2018-19	524	522	+2
2017-18	623	545	+78

BY A WIDE MARGIN

WKU's 105-35 victory over Rhodes College on Nov. 30 was its largest margin of victory ever against a college team in the program's 103-year history. Although the Hilltoppers had a 103-7 win over Adairville – an independent community school – in 1922, the true previous record was a 66-point win over Tampa in the 1966-67 season.

Largest Margin of Victory in WKU Hilltopper Basketball History

Date	Opponent	Score	Differential
Jan. 10, 1923	Adairville Independent	103-7	96
Nov. 30, 2021	Rhodes College	105-35	70
Dec. 10, 1966	Tampa	123-57	66
Feb. 10, 1943	Campbellsville	86-24	64
Dec. 15, 2001	West Alabama	103-40	63
Dec. 12, 1942	Lindsey Wilson	74-15	59
Jan. 31, 1953	Tampa	117-58	59
Jan. 11, 1944	718 Tank Battalion	73-15	58

NO POINTS FOR YOU

WKU's 35 points allowed Tuesday against Rhodes College tied for the fourth fewest allowed by the program since joining the Ohio Valley Conference in 1948. It was the fewest points the Hilltoppers have allowed overall since holding Asbury to 29 points on Jan. 3, 2001, which is a Diddle Arena record.

Fewest Points Allowed in a Game since Joining Ohio Valley Conference in 1948

Date	Opponent	Score
Jan. 3, 2001	Asbury	W, 81-29
Feb. 4, 1982	Eastern Kentucky	W, 61-34
Dec. 9, 1948	Emporia State	W, 61-34
Nov. 30, 2021	Rhodes College	W, 105-35
Jan. 17, 1966	Morehead State	W, 45-35
Jan. 8, 1949	Berea	W, 77-36
Dec. 1, 1984	Livingston (Ala.)	W, 78-38
Nov. 25, 1983	Georgia State	W, 61-39

FRIENDLY CONFINES

WKU is 68-18 (.791) at Diddle Arena under head coach Rick Stansbury. The Tops are 641-181 all-time at Diddle Arena for a .780 winning percentage. WKU recorded the 600th all-time victory in Diddle Arena against Tennessee State on Dec. 1, 2018.



Former WKU standout Charles Bassey with coach Doc Rivers after being drafted by the Philadelphia 76ers in the 2021 NBA Draft

BASSEY JOINS THE LEAGUE

Charles Bassey became the 46th NBA Draft pick in WKU Hilltopper Basketball history in July when he was selected by the Philadelphia 76ers with the 53rd overall pick in the second round of the 2021 NBA Draft. Bassey is the first Hilltopper to be selected in the draft since Jeremy Evans was chosen by the Utah Jazz with the 55th overall pick in 2010. He's the highest Hilltopper draft pick since Courtney Lee went to the Orlando Magic with the 22nd overall pick in 2008. Bassey was named an All-American by several outlets after the 2020-21 campaign, including USBWA (Third Team), USA TODAY (Third Team), Basketball Times (Second Team) and Lute Olson Award. He was also chosen as an honorable mention All-American by The Associated Press. The big man was also a finalist for Kareem Abdul-Jabbar Center of the Year and a semifinalist for Naismith Defensive Player of the Year. He also became the fourth player in Conference USA history to win the league's Player of the Year and Defensive Player of the Year honors in the same season, joining the likes of Dwyane Wade and Kenyon Martin.

HILLTOPPERS IN THE NBA: wkusports.com/NBA

PIPELINE TO THE PROS

The Hilltoppers have had 46 NBA Draft picks in program history, which ties for the 41st-most among all institutions. Out of 65 Power Five schools, WKU ranks ahead of 32 of them in all-time draft picks. Charles Bassey is the 10th NBA Draft pick recruited and coached by WKU head coach Rick Stansbury during his time as an assistant or head coach at WKU, Texas A&M and Mississippi State. The Hilltoppers also have upwards of 20 former players currently competing in pro ball overseas. In five seasons at the helm at WKU, 13 of Stansbury's 16 outgoing players (seniors who completed eligibility and Bassey) have had the opportunity to play professional basketball, with 12 still actively playing. One of the other three, Carson Williams, signed a NFL contract upon graduation last spring.



BG STRONG

Bowling Green, Kentucky, and much of the western portion of the state were hit with devastating tornadoes on the early morning of Dec. 11 that killed 18 in Bowling Green, damaged thousands of homes and destroyed hundreds of houses and businesses. After beating Ole Miss by 23 in Atlanta just hours after the tornado hit, WKU canceled practice on Dec. 13 in order to help cut trees and haul debris in the community. On Dec. 14, the Hilltoppers hosted Centre College and offered free admission and food to those affected by the storms, giving away hundreds of free tickets. WKU played a game on short notice at top-25 Kentucky on Dec. 22, helping raise \$100,000 for the American Red Cross. At both the Centre and Louisville games, WKU helped raise money for the WKU Emergency Relief Opportunity Fund and the Warren County Public Schools Synergy Relief Fund.

HISTORIC WIN OVER LOUISVILLE

WKU's 82-72 win over Louisville on Dec. 18 snapped a nine-game losing streak to the Cardinals. It was the Hilltoppers' first win in eight tries against the Cardinals at Diddle Arena since the venue opened in 1963.

HOOPSGIVING ROUT

WKU's 71-48 win over Ole Miss on Dec. 11 was the fewest points WKU has allowed to an opponent from the current SEC membership in 75 years, since beating Vanderbilt 45-32 on Jan. 23, 1946. It was just the sixth time since 2010 that Ole Miss has been held to less than 50 points, and it was only the fourth time in that span that the Rebels have been held to less than 28% shooting.

TURNING OVER THE TIGERS

WKU recorded 19 steals at No. 11/16 Memphis on Nov. 19, its most in a game since grabbing 19 against Lamar on Dec. 27, 1997. It marked the first time since 2013 that a team has recorded at least 19 steals against an AP Top 25 team. It was the first time WKU has forced 25-plus turnovers since Nov. 10, 2012 at Southern Miss, and it was also just the 12th time since 2010 that an AP Top 25 team has been forced into at least 26 turnovers.

TOURNAMENT TESTED

WKU has advanced to at least the semifinals of its league tournament in 14 of the last 16 tournaments played. The team is 27-8 with four championships in the last 13 conference tournaments overall. The Hilltoppers' 23 NCAA Tournament appearances are six more than the next closest Conference USA school (UTEP, 17), and as many as the eight league schools with the fewest appearances combined.

CBS SPORTS RANKS WKU NO. 21 ALL-TIME COLLEGE HOOPS TEAM

CBS Sports released its list of the Greatest College Basketball Programs Ever in 2020, ranking the Hilltoppers 21st. CBS Sports relied on a formula that helped quantify wins and losses, NCAA Tournament success, conference dominance, NIT titles (because of early significance), and the cultivation of NBA talent.

NOTES ON THE HILLTOPPERS

WHERE ARE THEY FROM?

WKU's 2021-22 roster represents six states – Indiana, Kentucky, Louisiana, North Carolina, Texas and West Virginia. The Hilltoppers have five players on the 2021-22 roster from the state of Kentucky. WKU's 2019-20 roster featured seven Kentuckians, the program's most since 1980-81. In 2020-21, the roster had six Kentuckians.

JUSTICE IS SERVED ANOTHER SEASON

Graduate senior guard **Camron Justice** received an additional year of eligibility on Nov. 10, largely from a combination of a hardship waiver stemming from his injury-related departure from Vanderbilt, as well as a previous COVID year he didn't utilize. Justice last played for WKU in the 2019-20 season. He took a sales job after graduation, but returned in summer 2021 as a graduate assistant for WKU in basketball academics.

UNUSUAL HONEYMOON

Three days after getting cleared to play, **Camron Justice** got married to his now-wife Kaylee on Saturday, Nov. 13. Justice got married at 4:30 p.m. Saturday in Pikeville, Ky., then played Sunday at 4 p.m. for the Hilltoppers against South Carolina in Asheville, three hours from the wedding site. Justice played 17 minutes and hit one 3-pointer in the game.

TYING THE KNOT

Camron Justice gives the Hilltoppers two married players on the 2021-22 roster. Redshirt senior guard **Luke Frampton** married his wife Reagan last year before the season after transferring from Davidson.

A FLAWLESS TRIPLE-DOUBLE

Sophomore guard **Dayvion McKnight** recorded his first triple-double against Centre College on Dec. 14 with 11 points, 10 rebounds, 10 assists and no turnovers. It was just the 14th time since 2010 that a player has recorded a triple-double without a turnover. Other players on that list include Draymond Green, Fred VanFleet and R.J. Barrett.

DOUBLE TRIPLE-DOUBLES

WKU is the first team in the country since 2017-18 to have two different players, **Dayvion McKnight** and **Jamarion Sharp**, record a triple-double in the same season. WKU has two of the 15 total triple-doubles in the country this year.

ANDERSON BACK FOR YEAR FIVE

Fifth-year senior **Josh Anderson** is returning for an extra year of eligibility afforded by the NCAA due to the COVID-19 pandemic. Anderson could become the first player in program history to letter in five seasons for the Hilltoppers. Anderson is 19th on WKU's all-time scoring list with 1,401 career points, as well as third in career steals with 218.

FINDING HIS SHOT

As a true freshman in the 2017-18 season, **Josh Anderson** shot 14% from the 3-point line. He still shot just 29% as a junior, but now as a fifth-year senior, Anderson is shooting 41% from 3 (25 of 61).

THE HUMAN HIGHLIGHT REEL

Senior **Josh Anderson** is no stranger to SportsCenter. His highlight-reel dunks have been featured on the SC Top 10 at least seven times in his career, including the No. 1 play for his dunk against Alabama State on Nov. 9. The Tops as a whole have been featured at least 10 times in the last four-plus years.

DUNKIN' TOPS

Since the 2009-10 season, **Josh Anderson** is second among all Hilltoppers with 108 career dunks, behind only Charles Basse (131). The Hilltoppers' 3.8 dunks per game in 2020-21 were their most since at least 2009.

Most Career Dunks by Hilltoppers Since 2009-10

Name	Total Dunks
Charles Basse	131
Josh Anderson	108
Justin Johnson	94
Ben Lawson	74
George Fant	64
Dwight Coleby	63

ANDERSON STEALS THE SHOW

Fifth-senior senior guard **Josh Anderson** has 12 steals in WKU's last four games. He ranks 12th in the nation and second in C-USA in steals per game (2.4), as well as 21st nationally in total steals (50).

TIGER THEFT

Josh Anderson had a career-high six steals against Memphis on Nov. 19. It was the most steals by a Hilltopper since Darius Thompson tallied six at Austin Peay in December 2017, and it's just the third time since 2010 that a Hilltopper has recorded six steals.

PROVEN SCORING

Entering the 2021-22 season, the Hilltoppers had seven players who have scored a combined 4,315 career Division I points, including five players with at least 592 points each. Between those same seven players, the Hilltoppers had also played a combined 12,110 minutes against D-I competition.

Top Career D-I Point Totals Among Active Hilltoppers (through Feb. 10)

Name	Points
Josh Anderson	1,401
Camron Justice	1,299
Jairus Hamilton	896
Luke Frampton	805
Jaylen Butz	704

SHARP STANDS ABOVE THE REST

At 7-foot-5, junior center **Jamarion Sharp** – ranked the No. 3 junior college player in the country – is the tallest player in Division I basketball this season and the tallest player in the history of Hilltopper Basketball, surpassing 7-2 Nathan Smith, who played for WKU in 2015-16.

Tallest Players in College Basketball in 2021-22

Name	School	Height
Jamarion Sharp	WKU	7-5
Zach Edey	Purdue	7-4
Matt Van Komen	Saint Mary's	7-4
Riley Sorn	Washington	7-4
Connor Vanover	Arkansas	7-4
Jasper Reinalda	Montana State	7-3
Jordan Wilmore	Missouri	7-3

SHARP'S TRIPLE-DOUBLE AND BLOCKS RECORD

Jamarion Sharp recorded the third triple-double in program history against Alabama A&M on Nov. 24 with 10 points, 12 rebounds and 10 assists. The last triple-double by a Hilltopper was by Darius Thompson at Marshall on Jan. 6, 2018. Orlando Mendez-Valdez recorded the first in 2009. With 10 blocks, Sharp also broke the WKU individual single-game record for blocks in a game formally held by Elgrace Wilborn and Chris Marcus, who each had nine. Sharp's triple-double of points, rebounds and blocks is just the 18th of its kind in Division I men's basketball since 2010, and the first since 2019. He also became just the third player in the last 25 seasons to record a triple-double in his first career start.

Players to Record Triple-Double in First Career Start in Last 25 Seasons

Jamarion Sharp	WKU	Nov. 24, 2021
DeAndre Jones	Central Arkansas	Jan. 6, 2018
Chris Thomas	Notre Dame	Nov. 16, 2001

NOTES ON THE COACHING STAFF

CLOSING OUT WINS

In **Rick Stansbury's** six seasons as the Hilltoppers' head coach, WKU is 100-8 when leading with five minutes to play. The first such loss was against Utah in the 2018 NIT Semifinals, and the most recent loss was at Louisiana Tech when Hilltoppers lost 74-73 on New Year's Day.

HOME-COURT ADVANTAGE

Rick Stansbury's teams have been outstanding on their own turf, boasting a winning percentage at home of 78 percent overall – and 87 percent in non-conference play – during his 20 seasons at the helm at Mississippi State and WKU. Stansbury has won at least 10 home games in each of his first 19 seasons as a head coach, and the Hilltoppers are 29-5 at home against nonconference opponents under Stansbury. Stansbury is 6-3 at home in postseason play.

STANSBURY'S HOME RECORD AS HEAD COACH

Season	Non-conference	League	Postseason	Overall
WKU (Six seasons)				
2021-22	7-1	3-3	0-0	10-4
2020-21	4-0	7-2	0-0	11-2
2019-20	4-1	8-1	0-0	12-2
2018-19	4-1	6-3	0-0	10-4
2017-18	5-2	8-1	1-0	14-3
2016-17	5-0	6-3	0-0	11-3
Mississippi State (14 seasons)				
2011-12	9-1	6-2	0-1	15-4
2010-11	7-2	5-3	0-0	12-5
2009-10	6-1	6-2	1-1	13-4
2008-09	8-2	5-3	0-0	13-5
2007-08	5-2	7-1	0-0	12-3
2006-07	7-1	6-2	3-0	16-3
2005-06	6-2	5-3	0-0	11-5
2004-05	5-0	6-2	0-0	11-2
2003-04	6-0	6-2	0-0	12-2
2002-03	5-1	7-1	0-0	12-2
2001-02	6-0	7-1	0-0	13-1
2000-01	6-1	6-2	1-1	13-4
1999-00	6-0	4-4	0-0	10-4
1998-99	6-0	6-2	0-0	12-2
Overall	117-18 (.867)	120-43 (.736)	6-3 (.667)	243-68 (.781)

TOP-LEVEL TALENT

Stansbury has signed seven top-20 recruiting classes during his time as a head coach, including his first two classes at WKU and five at Mississippi State.

LIKE FATHER, LIKE SON

Stansbury's son, **Noah Stansbury**, will be a redshirt freshman guard this year. The Stansburys are one of 23 father-son/coach-player combos in Division I this season.

Father-Son Coach-Player Combos in Division I This Season

School	Head Coach	Son
Arizona State	Bobby Hurley	Bob Hurley
Boise State	Leon Rice	Max Rice
UConn	Dan Hurley	Andrew Hurley
Detroit Mercy	Mike Davis	Antoine Davis
Drake	Darian DeVries	Tucker DeVries
Illinois-Chicago	Luke Yaklich	Griffin Yaklich
Iowa	Fran McCaffery	Connor/Patrick McCaffery
Liberty	Ritchie McKay	Gabriel McKay
Memphis	Penny Hardaway	Jayden Hardaway
Michigan	Juwan Howard	Jace Howard
Michigan State	Tom Izzo	Steven Izzo
Milwaukee	Pat Baldwin	Patrick Baldwin Jr.
Miss. Valley State	Lindsey Hunter	Caleb Hunter
Nebraska	Fred Hoiberg	Sam Hoiberg
Oklahoma	Porter Moser	Jacob Moser
South Carolina	Frank Martin	Brandon Martin
South Carolina State	Antonio Madlock	Antonio Madlock Jr.
USC Upstate	Dave Dickerson	Dave Dickerson III
Southern	Sean Woods	DeSean Woods
Syracuse	Jim Boeheim	Buddy/Jimmy Boeheim
Texas Southern	Johnny Jones	John Jones
Utah State	Ryan Odom	Connor Odom
Western Illinois	Rob Jeter III	Rob Jeter IV
WKU	Rick Stansbury	Noah Stansbury
Wright State	Scott Nagy	TJ Nagy

BEATING THE BEST

WKU's victory over No. 15 Wisconsin on Dec. 29, 2018, was the 24th win over an AP ranked opponent in head coach Rick Stansbury's career. Fifteen of those wins came over a ranked foe on the road or at a neutral site.

STANSBURY'S WINS OVER AP RANKED OPPONENTS

WKU	2005-06
2019-20	None
None	2004-05
2018-19	None
No. 15 Wisconsin - 12/29/18 - H	2003-04
2017-18	No. 17 - Florida - 1/21/04 - A
No. 18 Purdue - 11/23/17 - N	No. 25 - South Carolina - 2/11/04 - A
2016-17	2002-03
None	No. 13 - Xavier - 12/14/02 - N
MISSISSIPPI STATE	No. 5 - Oklahoma - 12/28/02 - N
2011-12	2001-02
No. 19 Texas A&M - 11/17/11 - N	No. 6 Kentucky - 1/5/02 - H
No. 15 Arizona - 11/18/11 - N	No. 5 Alabama - 2/9/02 - H
2010-11	No. 11 Florida - 3/8/02 - N
No. 24 Florida - 1/29/11 - H	No. 8 Alabama - 3/10/02 - N
2009-10	2000-01
No. 14 Ole Miss - 1/9/10 - A	No. 12 Arizona - 12/30/00 - A
No. 20 Vanderbilt - 3/13/10 - N	No. 19 Ole Miss - 1/27/01 - H
2008-09	No. 18 Alabama - 2/7/01 - H
No. 19 Kentucky - 2/3/09 - A	1999-00
No. 20 - LSU - 3/14/09 - N	None
2007-08	1998-99
No. 17 - Ole Miss - 1/26/08 - H	No. 25 Florida - 1/30/99 - H
2006-07	No. 18 Tennessee - 3/5/99 - N
No. 17 - Vanderbilt - 2/21/07 - H	

TOURNAMENT TIME

In Stansbury's 35 previous seasons as a head coach or assistant coach, his teams have gone to the postseason 20 times, with top-five seeds in the NCAA Tournament six times. The Bulldogs reached the postseason 11 times in Stansbury's 14 seasons as a head coach at Mississippi State.

THE BAND IS BACK TOGETHER

Associate HC **Phil Cunningham** was an assistant for Rick Stansbury for 12 years at Mississippi State from 2000-12. WKU assistant coach **Marcus Grant** was on Stansbury's staff at MSU for eight years. After that, he was associate HC on Cunningham's staff at Troy from 2013-19. WKU director of ops **Talvis Franklin** spent 10 years under Stansbury at MSU in several roles, as well as a support staffer at Troy under Cunningham.

FAMILY TRADITION

Stansbury's connection to The Hill goes back well before his hiring as head coach to his great uncle, Edgar B. Stansbury, a 1994 WKU Athletics Hall of Famer as a three-sport athlete (baseball, basketball, football), football assistant coach under W.L. "Gander" Terry, and Director of Athletics in 1946 after serving his country in World War II. The concourse inside E.A. Diddle Arena is named in E.B. Stansbury's honor.

SEC SUCCESS

Rick Stansbury, a longtime SEC head coach, has continued his success against the league at WKU. The Hilltoppers are 4-2 against SEC competition under Stansbury and have won a game against the league in each of the last four seasons - vs. Ole Miss in Atlanta on Dec. 11, at Alabama in 2020 and twice over Arkansas (at home in 2019 and on road in 2018).

MOST VALUABLE TALKER



Jamarion Sharp poses after winning the most recent Most Valuable Talker chain against Florida Atlantic on Feb. 10.

Following the win over Alabama A&M on Nov. 24, the Hilltoppers debuted the "Most Valuable Talker" award, given to the player who brought the most energy through communication and talking on the court in victories. The winner of the award earns the Dunking Big Red MVT chain, which is worn after the game, including in media interviews if necessary.

MOST VALUABLE TALKER AWARD WINNERS

- Alabama A&M (Nov. 24)** - Dayvion McKnight
- UT Martin (Nov. 27)** - Jairus Hamilton
- Rhodes College (Nov. 30)** - Noah Stansbury
- Eastern Kentucky (Dec. 4)** - Camron Justice
- Ole Miss (Dec. 11)** - Jamarion Sharp
- Centre College (Dec. 14)** - Dayvion McKnight
- Louisville (Dec. 18)** - Camron Justice
- FIU (Jan. 8)** - Josh Anderson
- Rice (Jan. 13)** - Jairus Hamilton
- Charlotte (Feb. 3)** - Entire Team
- Old Dominion (Feb. 5)** - Luke Frampton
- Florida Atlantic (Feb. 10)** - Jamarion Sharp



THE STREAK

WKU SURPASSES 1,000 STRAIGHT GAMES WITH A MADE 3-POINTER

ELITE COMPANY

WKU became just the fifth team in NCAA history to reach 1,000 straight games with a made 3-pointer at Rice on Feb. 7, 2019. Kentucky was the first program to hit the benchmark on Feb. 11, 2017. The Wildcats' streak eventually ended at 1,047 games and has since been passed by UNLV.

CURRENT ACTIVE STREAKS

WKU is third in the nation among active streaks of consecutive games with a 3-pointer at 1,093 straight contests. UNLV has the longest streak in history, followed by Duke. Vanderbilt fell out of second place on the list after failing to make a 3-pointer against Tennessee on Jan. 18, 2020. Arkansas reached the milestone one game behind the Hilltoppers, but fell off the list after failing to make a 3-pointer against South Carolina on Jan. 18, 2022.

Longest Active Streaks of Consecutive Games with a Made 3-pointer (thru 2/10)

Team	Current Streak
1. UNLV	1,152 games
2. Duke	1,136 games
3. WKU	1,093 games

TOP MARKSMEN

Most Career 3-Pointers in WKU History

1. T.J. Price, 2012-15	286
2. Anthony Winchester, 2003-06	247
3. Courtney Lee, 2005-08	245
4. A.J. Slaughter, 2007-10	211
5. Michael Fraliex, 1993-96	205
6. Orlando Mendez-Valdez, 2006-09	197
7. Ty Rogers, 2005-08	193
8. Mike Wells, 2001-04	179
9. Chris Harrison-Docks, 2014-16 (2.5 seasons)	158
10. Patrick Sparks, 2002-03 (two seasons)	155

HOW IT ALL STARTED

WKU's streak of consecutive games with a 3-pointer began on March 15, 1987, in a second-round NCAA Tournament game against Syracuse. After failing to make a 3-pointer in an opening-round victory over West Virginia, the Hilltoppers' Kurk Lee sank three 3s against the Orange to start a streak that has lasted nearly 32 years.

HOW IT REACHED 1,000

Jared Savage hit WKU's first 3-pointer at the 16:38 mark at Rice on Feb. 7, 2019, the first of 10 3s for the Hilltoppers in the double-overtime victory.

CLOSE CALLS

Getting at least one 3-pointer in every game since 1987 hasn't always come easy for the Hilltoppers. In fact, they've had 20 games during the streak in which they've only hit one 3-pointer, including the Louisville game last season. Two of those games came in 2017-18, with both going to the second half before WKU hit its first 3-pointer. The most close calls came in 1987-88 and 1992-93, in which the Hilltoppers netted just one long-range shot in four games both years.

DOWN TO THE FINAL MINUTE

WKU had to wait until the final minute to make its first 3-pointer against Denver on Jan. 6, 2011. The Hilltoppers played 39 minutes and 9 seconds before Kahlil McDonald sank the team's only 3 of the game.

THE BIGGEST 3-POINTER IN SCHOOL HISTORY

There's no doubt about the most significant 3-pointer in WKU history. In the first round of the 2008 NCAA Tournament, the 12th-seeded Hilltoppers went to overtime with fifth-seeded Drake. With WKU trailing by one, Rogers knocked down a 26-footer for the win in what has become one of the most iconic shots in NCAA Tournament history. The Hilltoppers went on to advance to the Sweet 16 after defeating San Diego in the second round. Rogers' shot won the ESPY Award that year for Best Finish.

INDIVIDUAL

CAREER 1,000-POINT SCORERS

1.	Jim McDaniels, 1969-71	2,238
	Courtney Lee, 2005-08	2,238
3.	Ralph Crosthwaite, 1955, '57-59	2,076
4.	Tom Marshall, 1951-54	1,909
5.	Taveion Hollingsworth, 2018-21	1,896
6.	Brett McNeal, 1986-89	1,856
7.	T.J. Price, 2012-15	1,782
8.	Johnny Britt, 1973-76	1,765
9.	Kannard Johnson, 1984-87	1,738
10.	Anthony Winchester, 2003-06	1,732
11.	Justin Johnson, 2015-18	1,715
12.	Bobby Rascoe, 1960-62	1,687
13.	Clem Haskins, 1965-67	1,680
14.	Chris Robinson, 1993-96	1,656
15.	George Fant, 2012-15	1,621
16.	A.J. Slaughter, 2007-10	1,581
17.	Steffphon Pettigrew, 2008-11	1,544
18.	Art Spoelstra, 1952-54	1,510
19.	Josh Anderson, 2018-present	1,401
20.	Charlie Osborne, 1959-61	1,359
21.	Craig McCormick, 1979-82	1,354
22.	Tellis Frank, 1984-87	1,323
23.	Darel Carrier, 1962-64	1,318
24.	Chuck Rawlings, 1973-76	1,314
25.	Tony Wilson, 1980-83	1,305
26.	Wayne Chapman, 1966-68	1,292
27.	Roland Shelton, 1987-90	1,269
28.	Darnell Mee, 1991-93	1,253
29.	Mike Wells, 2001-04	1,245
30.	Forest "Frosty" Able, 1953-55	1,221
31.	Bobby Jones, 1981-84	1,211
32.	Owen Lawson, 1956-58	1,206
33.	Michael Fralix, 1993-96	1,205
34.	David Boyden, 2000-03	1,167
35.	Sergio Kersch, 2009-11	1,164
36.	Dwight Smith, 1965-67	1,142
	Charles Bassey, 2019-21	1,142
38.	Jim Rose, 1969-71	1,133
39.	Jack Turner, 1949-51, '54	1,123
40.	Mike Prince, 1977-80	1,120
41.	Darrin Horn, 1992-95	1,115
42.	Chris Marcus, 2000-03	1,113
43.	Bob Lavoy, 1948-50	1,071
44.	Orlando Mendez-Valdez, 2006-09	1,067
45.	Jeremy Evans, 2007-10	1,065
46.	Bobby Jackson, 1961-63	1,060
47.	Derek Robinson, 1999-02	1,038
48.	Gene Rhodes, 1949-52	1,029
49.	Carlisle Towery, 1938-40*	1,010
	Bob Daniels, 1954-57	1,010
51.	Don "Duck" Ray, 1942-43, '47-48	1,006
	John Oldham, 1943, '47-49	1,006

CAREER MINUTES PLAYED

1.	Taveion Hollingsworth, 2018-21	4,524
2.	Courtney Lee, 2005-08	3,957
3.	T.J. Price, 2012-15	3,881
4.	Kannard Johnson, 1984-87	3,801
5.	Justin Johnson, 2014-18	3,785
6.	Brett McNeal, 1986-89	3,714
7.	George Fant, 2012-15	3,671
8.	Steffphon Pettigrew, 2008-11	3,621
9.	Josh Anderson, 2018-present	3,610
10.	Anthony Winchester, 2003-06	3,581
11.	A.J. Slaughter, 2007-10	3,550

CAREER GAMES PLAYED

1.	Lynn Cole, 1951-55	141
2.	Steffphon Pettigrew, 2008-11	136
3.	A.J. Slaughter, 2007-10	135
	Justin Johnson, 2014-18	135
	Josh Anderson, 2018-present	135
6.	Jeremy Evans, 2007-10	134
7.	Ty Rogers, 2005-08	131
8.	Taveion Hollingsworth, 2018-21	130
9.	George Fant, 2012-15	129
10.	Courtney Lee, 2005-08	127
	Boris Siakam, 2005-08	127
	Orlando Mendez-Valdez, 2006-09	127

CAREER STEALS

1.	Darnell Mee, 1991-93	259
2.	Courtney Lee, 2005-08	242
3.	Josh Anderson, 2018-present	218
4.	Chris Robinson, 1993-96	203
5.	A.J. Slaughter, 2007-10	169
6.	Taveion Hollingsworth, 2018-21	155
7.	Brett McNeal, 1986-89	148
8.	Darius Hall, 1992-95	146
9.	Darrin Horn, 1992-95	139
10.	Mark Bell, 1992-93	135
11.	Bobby Jones, 1981-84	134
12.	Derek Robinson, 1999-2002	124
	Jamal Crook, 2010-13	124

3-POINT FIELD GOAL PERCENTAGE

Career (min. 75 made)

1.	Roland Shelton, 1987-90	.427 (149-349)
2.	Orlando Mendez-Valdez, 2006-09	.423 (197-466)
3.	Tyrone Brazelton, 2007-08	.417 (108-259)
4.	Anthony Winchester, 2003-06	.416 (247-594)
5.	Mark Bell, 1992-93	.405 (118-291)
6.	Luke Frampton, 2021-present	.403 (102-253)
7.	Courtney Lee, 2005-08	.401 (245-611)
8.	Pancake Thomas, 2016-17	.398 (76-191)
9.	Patrick Sparks, 2002-03	.3934 (155-394)
10.	Brad Divine, 1996-97	.3932 (105-267)

BLOCKED SHOTS

Individual Season

1.	Jamarion Sharp, 2021-22	108
2.	Chris Marcus, 2000-01	97
3.	Charles Bassey, 2020-21	87
4.	Elgrace Wilborn, 2004-05	83
5.	Charles Bassey, 2018-19	81
6.	Elgrace Wilborn, 2005-06	78
7.	Chris Marcus, 1999-2000	76
8.	Clarence Martin, 1986-87	69
9.	Jeremy Evans, 2008-09	68
10.	Ben Lawson, 2015-16	66
	Dwight Coleby, 2017-18	66

CAREER BLOCKS

1.	Jeremy Evans, 2007-10	224
2.	Chris Marcus, 2000-03	214
3.	Clarence Martin, 1983-87	198
4.	Ben Lawson, 2013-17	185
5.	Charles Bassey, 2019-21	184
6.	Elgrace Wilborn, 2005-06	161
7.	Darius Hall, 1992-95	125
8.	George Fant, 2012-15	124
9.	Darnell Mee, 1991-93	110
10.	Jamarion Sharp, 2021-present	108
11.	Teeng Akol, 2011-13	95

ASSISTS

Individual Season

1.	James McNary, 1986-87	202
2.	Patrick Sparks, 2002-03	195
3.	Gene Rhodes, 1951-52	182
4.	Darius Thompson, 2017-18	181
5.	James McNary, 1985-86	175
6.	Gene Rhodes, 1950-51	167
7.	Anthony Palm, 1989-90	159
8.	Anthony Palm, 1990-91	149
	Dayvion McKnight, 2021-22	149
10.	A.J. Slaughter, 2009-10	147
11.	Orlando Mendez-Valdez, 2008-09	140

STEALS

Individual Season

1.	Darnell Mee, 1992-93	100
2.	Darnell Mee, 1991-92	94
3.	Courtney Lee, 2005-06	77
4.	Mark Bell, 1992-93	76
5.	Patrick Sparks, 2002-03	73
6.	Chris Robinson, 1995-96	68
7.	Darnell Mee, 1990-91	65
	Courtney Lee, 2007-08	65
	Lamonte Bearden, 2017-18	65
10.	Mark Bell, 1991-92	59
	Antonio Haynes, 2004-05	59
	Josh Anderson, 2018-19	59
	<i>Josh Anderson, 2021-22</i>	<i>50</i>

TEAM

BLOCKED SHOTS

Team Season

1.	2018-19	174
2.	2000-01	155
3.	2011-12	146
4.	2021-22	143
5.	2015-16	140
	2017-18	140
7.	1993-94	137
8.	2007-08	135
9.	2020-21	134
10.	1994-95	128
11.	1992-93	124
	2010-11	124

MISCELLANEOUS STATS

	2021-22	CAREER (WKU)
10+ POINT GAMES		
Dayvion McKnight	19	22
Camron Justice	17	33
Jairus Hamilton	16	16
Josh Anderson	14	74
Jamarion Sharp	11	11
Luke Frampton	9	15
Jaylen Butz	3	3
Sherman Brashear	3	3
20+ POINT GAMES		
Dayvion McKnight	6	7
Jairus Hamilton	4	4
Camron Justice	3	5
Josh Anderson	2	6
Sherman Brashear	1	1
Luke Frampton	0	1
30+ POINT GAMES		
Dayvion McKnight	1	1
10+ REBOUND GAMES		
Jairus Hamilton	4	4
Jamarion Sharp	2	2
Josh Anderson	1	2
Dayvion McKnight	1	1
10+ ASSIST GAMES		
Dayvion McKnight	5	5
DOUBLE-DOUBLES		
Jairus Hamilton	4	4
Dayvion McKnight	3	3
Jamarion Sharp	2	2
Josh Anderson	1	2
TRIPLE-DOUBLES		
Jamarion Sharp	1	1
Dayvion McKnight	1	1
GAMES LED WKU IN SCORING		
Josh Anderson	6	19
Camron Justice	6	8
Dayvion McKnight	6	6
Jairus Hamilton	4	4
Sherman Brashear	1	1
Jamarion Sharp	1	1
Luke Frampton	0	1
GAMES LED WKU IN REBOUNDING		
Jamarion Sharp	10	10
Jairus Hamilton	8	8
Dayvion McKnight	6	6
Josh Anderson	4	7
Luke Frampton	2	2
Jaylen Butz	1	1
Camron Justice	0	1
GAMES LED WKU IN ASSISTS		
Dayvion McKnight	21	39
Camron Justice	4	7
Josh Anderson	1	12
Luke Frampton	1	1
GAMES LED WKU IN BLOCKED SHOTS		
Jamarion Sharp	24	24
Josh Anderson	3	23
Jaylen Butz	1	1
Luke Frampton	1	1
Dayvion McKnight	0	11
Isaiah Cozart	0	4
GAMES LED WKU IN STEALS		
Josh Anderson	11	59
Dayvion McKnight	7	10
Camron Justice	6	11
Jairus Hamilton	3	3
Luke Frampton	2	5
Jamarion Sharp	2	2
Sherman Brashear	1	1
Isaiah Cozart	0	2

WKU BY SITUATION IN RECENT YEARS

CATEGORY	2018-19	2019-2020	2020-21	2021-22	UNDER STANSBURY
All games	20-14	20-10	21-8	13-11	116-71
Conference games	11-7	13-5	11-3	5-6	63-34
Non-con/postseason games	9-6	7-5	10-5	8-5	53-36
Home	10-4	12-2	11-2	10-4	68-18
Away	6-8	6-6	5-3	2-5	32-39
Neutral site	4-2	2-2	5-3	1-2	16-14
vs. Power Five opponents	3-1	1-1	1-2	2-3	11-11
vs. Ranked opponents	2-1	0-1	0-2	0-2	3-9
vs. Unranked opponents	18-13	20-9	21-6	13-9	113-61
Winning the tip	13-7	8-3	17-6	9-9	80-43
Losing the tip	7-7	12-7	4-2	4-2	36-28
Scoring first	15-6	8-5	14-5	7-3	72-34
Opponent scores first	5-8	12-5	7-3	6-8	44-37
Leading at halftime	11-7	13-3	15-2	10-2	84-18
Trailing at halftime	9-6	6-7	6-6	3-8	30-50
Tied at halftime	0-1	1-0	0-0	0-1	2-3
Leading with 5:00 to play	17-2	15-2	20-2	12-1	100-8
Trailing with 5:00 to play	3-12	4-7	1-5	1-10	14-61
Tied with 5:00 to play	0-0	1-1	0-1	0-0	2-2
In overtime	2-1	3-2	0-2	0-0	6-5
Games decided by ≤3 pts.	4-3	2-3	7-1	0-3	19-14
Games decided by 4-10 pts.	9-8	11-5	6-5	4-5	42-34
Games decided by 11+ pts.	7-3	7-2	8-2	9-3	55-23
Shooting 50% or higher	7-2	9-0	5-1	10-0	55-6
Shooting 40-49%	11-7	10-7	14-3	3-8	51-39
Shooting less than 40%	2-5	1-3	2-4	0-3	10-26
Opp. shooting 50% or higher	1-3	1-3	1-1	0-2	5-19
Opp. shooting 40-49%	9-9	16-6	11-6	7-8	65-41
Opp. shooting less than 40%	10-2	3-1	9-1	6-1	46-11
Make more 3FG than opp.	4-1	10-3	5-1	5-2	39-13
Make fewer 3FG than opp.	11-12	8-6	16-7	7-9	66-54
3FG made are even	5-1	2-1	0-0	1-0	11-4
Attempt more FT than opp.	17-7	19-6	18-3	11-9	103-42
Attempt fewer FT than opp.	3-7	1-4	3-3	2-2	13-27
FT attempts are even	0-0	0-0	0-2	0-0	0-2
More rebounds than opp.	14-5	12-1	19-4	8-1	84-19
Fewer rebounds than opp.	4-9	8-9	2-3	4-10	28-49
Rebounds are even	2-0	0-0	0-1	1-0	4-3
More assists than opp.	9-4	8-1	14-3	7-0	60-13
Fewer assists than opp.	10-10	10-9	5-5	4-11	44-56
Assists are even	1-0	2-0	2-0	2-0	12-2
Commit more TOs than opp.	9-10	6-1	11-6	4-4	51-39
Commit fewer TOs than opp.	10-3	14-7	9-1	9-7	61-26
Turnovers are even	1-1	0-2	1-1	0-0	3-6
Scoring 100+ points	0-0	1-0	0-0	1-0	5-0
Scoring 90-99 points	2-0	5-0	3-0	1-0	15-0
Scoring 80-89 points	4-1	3-2	6-0	6-2	29-9
Scoring 70-79 points	8-4	5-4	4-1	5-2	39-18
Scoring 60-69 points	6-5	6-3	8-3	0-7	27-26
Scoring fewer than 60 points	0-4	0-1	0-4	0-0	1-18
Allowing 100+ points	0-0	0-0	0-0	0-0	0-1
Allowing 90-99 points	0-0	1-0	0-0	0-2	3-5
Allowing 80-89 points	2-4	3-1	2-1	1-1	12-15
Allowing 70-79 points	6-4	5-8	3-5	3-6	23-30
Allowing 60-69 points	5-6	9-1	12-2	5-2	52-17
Allowing fewer than 60 pts.	7-0	2-0	4-0	4-0	26-2
Following a win	12-8	12-7	15-7	8-4	73-42
Following a loss	8-6	8-3	6-1	5-7	42-29
More bench points than opp.	6-2	6-0	13-3	5-4	53-16
Fewer bench pts. than opp.	14-12	12-10	8-5	8-7	60-55
Bench points are even	0-0	2-0	0-0	0-0	3-0
in November	3-3	6-2	2-1	4-3	23-15
in December	4-3	1-3	5-1	4-2	23-15
in January	5-4	7-2	6-2	2-6	29-19
in February	5-2	5-2	3-1	3-0	25-11
in March	3-2	1-1	5-3	0-0	16-11
on Monday	1-0	2-0	1-0	0-0	6-0
on Tuesday	0-1	1-1	1-1	3-0	7-5
on Wednesday	0-3	1-0	2-0	1-2	11-10
on Thursday	8-1	5-2	3-2	3-2	31-12
on Friday	2-0	1-2	5-2	0-2	11-8
on Saturday	8-7	10-4	4-3	6-4	42-30
on Sunday	1-2	0-1	5-0	0-1	8-5

THE LAST TIME IT HAPPENED

A WKU TEAM:

Was ranked	2007-08
Final Associated Press Poll (No. 22)	
Received votes in a national poll	02/22/21
Associated Press Poll (RV)	
Played a ranked team	12/22/21
(L) 95-60 at No. 20/18 Kentucky	
Beat a ranked team	12/29/18
(W) 83-76 vs. No. 15/16 Wisconsin	
Won 5+ straight	01/15/21 - 02/13/21 (6)
Won 10+ straight	01/10/08 - 02/16/08 (11)
Won 15+ straight	01/03/02 - 03/05/02 (15)
Won 20+ straight	12/03/66 - 02/20/67 (21)
Lost 5+ straight	01/15/22 - 01/29/22 (5)
Scored 100 pts	11/30/21
(W) 105-35 vs. Rhodes College	
Scored 100 pts on the road	02/15/18
(W) 102-94 at North Texas (OT)	
Scored 100 pts and lost	01/29/04
(L) 110-102 vs. Louisiana-Lafayette	
Allowed 100 pts	03/03/18
(L) 101-73 at UAB	
Allowed 100 pts at home	12/22/10
(L) 114-82 vs. #25 Louisville	
Allowed 100 pts and won	12/03/73
(W) 102-100 at Arkansas	
Scored fewer than 50 pts	11/25/16
(L) 86-47 vs. Washington	
Allowed fewer than 50 pts	12/11/21
(W) 71-48 vs. Ole Miss	
Back-to-back 20-point wins	2021
12/11/21 • (W) 71-48 vs. Ole Miss	
12/14/21 • (W) 90-52 vs. Centre College	
30-point win	12/14/21
(W) 90-52 vs. Centre College	
Back-to-back 30-point wins	2014
12/27/14 • (W) 89-42 vs. Brescia (Ky.)	
12/29/14 • (W) 104-62 vs. Alice Lloyd (Ky.) College	
40-point win	11/30/21
(W) 105-35 vs. Rhodes College	
Back-to-back 40-point wins	2014
12/27/14 • (W) 89-42 vs. Brescia (Ky.)	
12/29/14 • (W) 104-62 vs. Alice Lloyd (Ky.) College	
50-point win	11/30/21
(W) 105-35 vs. Rhodes College	
60-point win	11/30/21
(W) 105-35 vs. Rhodes College	
70-point win	11/30/21
(W) 105-35 vs. Rhodes College	
30-point loss	12/22/21
(L) 95-60 at #20/18 Kentucky	
Played in OT game	03/13/21
(L) 61-57 vs. North Texas	
Played in a 2OT game	02/07/19
(W) 92-85 (2OT) at Rice	
Played in a 3OT game	01/19/84
(L) 76-74 (3OT) vs. Jacksonville	
Played in back-to-back OT games	2020
02/27/20 • (W) 95-91 (OT) vs. Louisiana Tech	
03/01/20 • (L) 78-72 (OT) at North Texas	
Won on "last second" shot	02/08/14
(W) 79-78 at UALR	
Trency Jackson hit a 28-footer with 0:00.0 left in regulation	
Lost on "last second" shot	03/21/09
(L) 83-81 in NCAA Tournament vs. #10 Gonzaga	
Demetri Goodson hit 6-footer at 0:00.9	
Had 5 players in double figures	01/29/22
(L) 93-85 vs. Middle Tennessee	
Had 6 players in double figures	03/07/20
(W) 91-85 at FIU	
Had 7 players in double figures	11/18/19
(W) 109-66 vs. Campbellsville	
Had 8 players in double figures	12/08/93
(W) 129-91 vs. North Florida	

Had 2 double-figure rebounders	12/14/21
Jairus Hamilton (11) and Dayvion McKnight (10) vs. Centre College	
Had two 20-point scorers	02/03/22
Camron Justice (22) and Josh Anderson (20) at Charlotte	
Had three 20-point scorers	11/13/07
(W) 88-67 vs. Kentucky Wesleyan	
Had two 25-point scorers	02/15/18
Taveion Hollingsworth (30) and Darius Thompson (28) at North Texas	
Had 10+ 3FGs	02/05/22
12-of-29 at Old Dominion	
Held opponent under 35.0% shooting	12/14/21
28.2% (20-for-71) vs. Centre College	
Committed fewer than 10 TOs	02/05/22
6 at Old Dominion	
Committed fewer than 5 TOs	03/17/21
4 vs. Saint Mary's	
Committed 25+ TOs	11/19/21
25 at No. 11/16 Memphis	
Forced 25+ TOs	11/19/21
26 at No. 11/16 Memphis	
Shot 60% from the field	11/18/19
61.5% vs. Campbellsville	
Shot 70% from the field	02/24/84
71.1% vs. UAB	
Shot 90% from FT line (min. 10)	03/11/21
96% (24-of-25) vs. UTSA	

A WKU INDIVIDUAL:

Scored 25 pts	12/18/21
Camron Justice (25) vs. Louisville	
Scored 30 pts	11/12/21
Dayvion McKnight (34) vs. Minnesota	
Scored 40 pts	02/27/20
Taveion Hollingsworth (43) vs. Louisiana Tech	
Scored 50 pts	01/30/65
Clem Haskins (55) vs. Middle Tennessee	
Had 15 rebounds	03/25/21
Charles Bassey (16) vs. Old Dominion	
Had 20 rebounds	11/25/00
Chris Marcus (21) vs. Tennessee State	
Had 25 rebounds	03/07/72
Granville Bunton (27) at Morehead State	
Had 20 pts and 10 rebs	01/13/22
Jairus Hamilton (22 pts, 10 rebs) vs. Rice	
Had 10 assists	01/29/22
Dayvion McKnight (10) vs. Middle Tennessee	
Had 5 blocks	02/10/22
Jamarion Sharp (7) vs. Florida Atlantic	
Had 5 steals	02/03/22
Josh Anderson (5) at Charlotte	
Had a double-double	01/29/22
Dayvion McKnight (24 pts, 10 asts) vs. Middle Tennessee	
Two players had a double-double	01/13/22
Hamilton (22 pts, 10 rebs) and McKnight (13 pts, 12 asts) vs. Rice	
Had a triple-double	12/14/21
Dayvion McKnight (11 pts, 10 rebs, 10 asts) vs. Centre College	

AN OPPOSING INDIVIDUAL:

Scored 30 pts	01/29/22
Josh Jefferson, Middle Tennessee (31)	
Scored 40 pts	11/15/19
Jomaru Brown, Eastern Kentucky (41)	
Had 15 rebounds	12/22/21
Oscar Tshiebwe, Kentucky (28)	
Had 20 rebounds	12/22/21
Oscar Tshiebwe, Kentucky (28)	
Had 20 pts and 10 rebs	01/01/22
Kenneth Lofton Jr., Louisiana Tech (22 pts, 11 rebs)	
Had 10 assists	03/17/21
Tommy Kuhse, Saint Mary's (11)	
Had a double-double	01/01/22
Kenneth Lofton Jr., Louisiana Tech (22 pts, 11 rebs)	



HEAD COACH RICK STANSBURY

CAREER RECORD: 409-237 (20TH SEASON)
RECORD AT WKU: 116-71 (SIXTH SEASON)

With 409 career wins and 13 postseason trips as a head coach to his credit, Rick Stansbury is the 15th head men's basketball coach at Western Kentucky University. Stansbury was hired to lead the WKU program on March 28, 2016.

Stansbury has led the Hilltoppers to four straight 20-win seasons and appearances in the last three Conference USA Tournament title games played. Over the last four seasons, WKU has 12 wins against opponents from the top seven leagues, a 9-6 record against Power Five programs and three wins against top-25 foes.

WKU is 1 of 14 schools in the country – less than 4% of all Division I teams – to win at least 20 games in each of the last four seasons.

The program's 88 wins over the last four seasons are the most in Conference USA, and WKU is also 1 of 18 schools in the country to make its league's last three tournament title games.

The Hilltoppers battled through the COVID-19 pandemic in 2020-21 to finish 21-8 and win the Conference USA East Division championship while also boasting the top winning percentage in the league. It was WKU's first regular season title since 2009. Other highlights included wins over Memphis and Alabama, another trip to the C-USA title game and a second-round appearance in the NIT.

WKU went 20-10 under Stansbury's guidance in 2019-20 and was set to be the No. 2 seed in the 2020 Conference USA Tournament before it was canceled due to the COVID-19 pandemic.

In the 2018-19 season, the Hilltoppers finished 20-14 and earned the No. 2 seed in C-USA. WKU sold out of general season tickets for the first time since E.A. Diddle Arena opened in 1963 and averaged 5,809 fans per game, the highest average attendance since the venue's renovation in 2002.

In Stansbury's second season in 2017-18, the Hilltoppers finished 27-11 – their most wins since the 2007-08 season and the most wins in the state of Kentucky that year – and advanced to the semifinals of the NIT for the first time since 1954. WKU finished the season 4-2 against Power 5 conference teams and was one of four teams in the nation – including the only non-Power 5 – to register wins over opponents from each of the ACC, SEC, Pac-12 and Big Ten conferences.

The season was the 10th in WKU history with at least 27 wins, and the 27 victories tied for the most in a season for Stansbury, who also won 27 games in 2001-02 at Mississippi State.

In Stansbury's five seasons at the helm, the Hilltoppers are a combined 58-14 inside E.A. Diddle Arena. Stansbury has never registered less than 10 home wins in a season as a head coach. He has a 78.5 percent winning percentage overall in home games at the helm, including an 86.6 percent clip in nonconference contests.

Stansbury, a Battletown, Ky., native and Campbellsville University Class of 2003 Hall of Famer, came to The Hill following two years at 2015-16 Southeastern Conference

THE STANSBURY FILE

PERSONAL

Born: Dec. 23, 1959
Hometown: Battletown, Ky.
Wife: Meo **Children:** Isaac, Noah, Luke

COACHING CAREER

1981-82: Campbellsville (student assistant)
1983-84: Cumberlands (graduate assistant)
1985-90: Austin Peay (assistant coach)
1990-94: Mississippi State (assistant coach)
1994-98: Mississippi State (assoc. head coach)
1998-2012: Mississippi State (head coach)
2014-15: Texas A&M (assistant coach)
2015-16: Texas A&M (associate head coach)
2016-Present: WKU (head coach)

regular season champion Texas A&M, which included a run to the 2016 NCAA Sweet 16.

In his 35 seasons as a head coach or an assistant coach, Stansbury's teams have gone to the postseason 20 times, with Top 5 seeds in the NCAA Tournament in 2016 (3), 2004 (2), 2003 (5), 2002 (3), 1996 (5) and 1995 (5) and in the NIT in 2021 (4), 2018 (4), 2012 (4), 2010 (1), and 2007 (1).

The veteran head coach made his name over a 22-year run at Mississippi State, including the final 14 as head coach (1999-2012), where he compiled a career record of 293-166 (.638), led the Bulldogs to the postseason 11 times – with six NCAA appearances – and became Mississippi State's all-time wins leader in the process.

In his two seasons in College Station, working for head coach Billy Kennedy, Stansbury helped the Aggie coaching staff sign a consensus top-10 recruiting class, a class regarded as one of the best in school history, in 2015. In the 2015-16 campaign, with Stansbury serving as associate head coach, the Aggies set a school record for wins with 28 after a 21-12 campaign and third-place SEC finish in his first season. Texas A&M's run to the Sweet 16 was the deepest the Aggies have advanced in the tournament in program history.

During Stansbury's final 10 years leading Mississippi State, only Kentucky won more SEC championships than his eight, and over his entire 14-year run at the helm, only Kentucky and Florida won more games. His 293 career victories were the 10th-most in SEC history. The Bulldogs won the SEC tournament in 2002 and 2009, the overall SEC championship in 2004 and dominated the league's Western Division during Stansbury's tenure, winning the side in 2003, 2004, 2007, 2008 and 2010.

His teams were also postseason regulars, appearing in the NCAA Tournament or NIT in 11 of his 14 seasons as MSU's head coach, including trips to the NCAA Tournament in four consecutive seasons (2002-2005) and consecutive appearances in 2008 and 2009 with NIT trips in 1999, 2001, 2007, 2010 and 2012. Including his time as an assistant, Mississippi State went to the postseason 15 times in 22 seasons.

Seven Bulldogs earned All-America honors, 23 were named All-SEC (11 first teamers), and he posted 20 or more

CAREER RECORD BY OPPONENT 2021-22 OPPONENTS IN BOLD

TEAM	W-L	PCT
AKRON	0-2	.000
ALABAMA	17-14	.549
ALABAMA A&M	5-0	1.000
UAB	7-5	.583
ALABAMA STATE	5-0	1.000
APPALACHIAN STATE	1-0	1.000
ARIZONA	2-1	.667
ARKANSAS	18-14	.563
ARKANSAS-PINE BLUFF	2-0	1.000
ARKANSAS STATE	2-0	1.000
AUBURN	16-12	.571
AUSTIN PEAY	3-0	1.000
BAYLOR	0-1	.000
BELMONT	1-4	.200
BETHUNE-COOKMAN	1-0	1.000
BIRMINGHAM-SOUTHERN	1-0	1.000
BOSTON COLLEGE	1-0	1.000
BOWLING GREEN	0-1	.000
BRADLEY	1-0	1.000
BUFFALO	0-1	.000
BUTLER	0-1	.000
CALIFORNIA	0-1	.000
CAMPBELLVILLE	1-0	1.000
CENTENARY	4-0	1.000
CENTRE COLLEGE	1-0	1.000
CHARLOTTE	9-4	.692
CHATTANOOGA	1-0	1.000
CINCINNATI	0-2	.000
CLEMSON	0-2	.000
COLORADO STATE	0-1	.000
DEPAUL	1-0	1.000
DETROIT MERCY	2-1	.667
DUKE	0-1	.000
EAST TENNESSEE STATE	0-1	.000
EASTERN KENTUCKY	5-1	.800
FAIRFIELD	1-0	1.000
FAIRLEIGH DICKINSON	1-0	1.000
FLORIDA	8-9	.471
FLORIDA A&M	2-0	1.000
FLORIDA ATLANTIC	5-3	.625
FIU	6-3	.667
FLORIDA STATE	1-1	.500
FORDHAM	1-0	1.000
GARDNER-WEBB	1-0	1.000
GEORGE MASON	1-1	.500
GEORGIA	9-9	.500
GEORGIA STATE	2-0	1.000
HAWAII	0-1	.000
HOLY CROSS	1-0	1.000
HOUSTON	2-1	.667
IDAHO	1-0	1.000
ILLINOIS-CHICAGO	1-0	1.000
ILLINOIS STATE	1-0	1.000
INDIANA STATE	2-1	.667
JACKSON STATE	2-0	1.000
JACKSONVILLE	1-0	1.000
JACKSONVILLE STATE	5-0	1.000
KENTUCKY	4-14	.222
KENTUCKY WESLEYAN	1-0	1.000
LAFAYETTE	1-0	1.000
LIBERTY	1-0	1.000
LITTLE ROCK	3-0	1.000
LOUISIANA-LAFAYETTE	3-2	.600
LOUISIANA-MONROE	4-0	1.000
LSU	18-13	.581
LOUISIANA TECH	7-5	.583
LOUISVILLE	1-2	.333
LOYOLA MARYMOUNT	2-0	1.000
MARSHALL	7-4	.636
MASSACHUSETTS	0-1	.000
MCNEESE STATE	5-0	1.000
MEMPHIS	1-2	.333
MIAMI (FLA.)	1-1	.500
MIAMI-OHIO	0-1	.000
MIDDLE TENNESSEE	4-5	.444
MINNESOTA	0-1	.000
MISSISSIPPI VALLEY STATE	4-0	1.000
MISSOURI	1-2	.333

CAREER RECORD BY OPPONENT

2021-22 OPPONENTS IN BOLD

TEAM	W-L	PCT
MISSOURI-KANSAS CITY	1-0	1.000
MISSOURI STATE	0-2	.000
MONMOUTH	1-0	1.000
MONTANA STATE	1-1	.500
MURRAY STATE	1-0	1.000
NEW ORLEANS	4-0	1.000
NICHOLLS	6-0	1.000
NORTH ALABAMA	1-0	1.000
NORTH CAROLINA	0-1	.000
NORTH CAROLINA A&T	2-0	1.000
NORTHERN IOWA	1-0	1.000
NORTH TEXAS	6-3	.667
NORTHWESTERN	1-0	1.000
NORTHWESTERN STATE	2-1	.667
OHIO	1-1	.500
OKLAHOMA	1-0	1.000
OKLAHOMA STATE	1-0	1.000
OLD DOMINION	7-6	.538
OLE MISS	22-8	.733
OREGON	1-0	1.000
PITTSBURGH	1-0	1.000
PURDUE	1-0	1.000
RHODE ISLAND	1-1	.500
RHODES COLLEGE	1-0	1.000
RICE	7-0	1.000
RICHMOND	2-2	.500
RIDER	0-1	.000
RUTGERS	0-1	.000
SAINT MARY'S (CALIF.)	3-2	.600
SAM HOUSTON STATE	1-0	1.000
SAN DIEGO	2-1	.667
SANTA CLARA	2-0	1.000
SMU	1-0	1.000
SOUTH ALABAMA	7-1	.875
SOUTH CAROLINA	12-6	.667
SOUTH CAROLINA STATE	1-0	1.000
SOUTHEASTERN LOUISIANA	5-1	.833
SOUTHERN ILLINOIS	0-1	.000
SOUTHERN MISS	7-0	1.000
STANFORD	1-1	.500
ST. BONAVENTURE	2-0	1.000
SYRACUSE	0-1	.000
TENNESSEE	7-9	.438
TENNESSEE-MARTIN	6-0	1.000
TENNESSEE STATE	2-0	1.000
TENNESSEE TECH	2-0	1.000
TEXAS	0-2	.000
TEXAS A&M	1-0	1.000
TEXAS A&M-CORPUS CHRISTI	2-0	1.000
TEXAS-PAN AMERICAN	1-0	1.000
TEXAS TECH	0-1	.000
TROY	3-1	.750
TULANE	3-0	1.000
TULSA	0-1	.000
UCF	0-1	.000
UC IRVINE	1-0	1.000
UCLA	1-0	1.000
UNLV	0-1	.000
USC	1-0	1.000
UTAH	0-1	.000
UTAH STATE	1-0	1.000
UTEP	4-0	1.000
UTSA	4-3	.571
VALPARAISO	1-1	.500
VANDERBILT	11-8	.579
VILLANOVA	0-1	.000
VIRGINIA TECH	1-1	.500
WASHINGTON	0-3	.000
WASHINGTON STATE	0-2	.000
WEST VIRGINIA	2-2	.500
WESTERN KENTUCKY	3-1	.750
WISCONSIN	1-1	.500
WINTHROP	0-1	.000
WRIGHT STATE	2-1	.667
XAVIER	3-1	.750
TOTALS	409-237	.633

wins in 10 seasons during his 14-year run as head coach. Prior to Stansbury taking over as head coach, MSU had just seven postseason tournament appearances and won at least 20 games just seven times in the school's previous 86 years of basketball competition.

Stansbury has been a winner in every capacity.

Off the court, Stansbury's program graduated players at a rate never before seen at Mississippi State. Over his time as head coach, only Vanderbilt had a higher graduation rate in the SEC, and the Bulldogs were third in the SEC with 41 academic honorees in 14 years. Fans also came out in droves in Starkville to watch Stansbury's Bulldogs play. Of the Top 30 most attended games in MSU history, 26 came during Stansbury's run as head coach including all of the Top 10. He was the only coach in MSU history to average more than 10,000 fans per game in SEC play (2003-04/10,209), and his Bulldogs played in front of an average of over 7,000 fans per night in six of his 14 seasons as head coach.

Stansbury also brings to The Hill a national reputation of success as evidenced by his 2004 SEC Associated Press Coach of the Year, finalist for National Coach of the Year, and District 17 NABC Coach of the Year awards. During the 2003-04 season, Stansbury's Bulldogs ranked as high as No. 4 in the AP poll and finished No. 8 that year, their third consecutive Top 25 finish in the final AP poll.

As a recruiter, Stansbury is no stranger to sending players to the NBA ranks. Since 1996, Stansbury has helped guide nine players to the NBA, including Erick Dampier, the 10th overall pick in the 1996 Draft. Other pros under his tutelage include Mario Austin, Derrick Zimmerman, Jarvis Varnado and Rodney Hood.

Stansbury's WKU recruiting class for 2018-19 was ranked No. 19 in the country by Rivals and No. 27 by 247Sports. His 2017-18 class was ranked in the top 10 nationally by every major recruiting outlet and was the program's first top-25 class in the modern recruiting era.

WKU was one of nine programs with back-to-back top-20 recruiting classes as ranked by Rivals in 2017 and 2018, along with Duke, Kentucky, UCLA, Oregon, Kansas, North Carolina, Texas and Michigan State.

NBA scouts have always had their eyes on his programs. WKU hosted the first two preseason Pro Days in program history in 2018 and 2019, with more than 20 NBA scouts in attendance and double-digit scouts at most games.

Over a nine-year period in Starkville (2003-11), Stansbury signed five different top-20 recruiting classes. His 2005 class was rated the sixth-best nationally by Rivals.com while his final class in the spring of 2011 was No. 12 nationally by the outlet. The Class of 2015 at Texas A&M was rated No. 8 nationally by Rivals.com.

Before going to Starkville, Stansbury spent six seasons as

HEAD COACHING RECORD

1998-99: Mississippi State.....	20-13 [^]
1999-00: Mississippi State.....	14-16
2000-01: Mississippi State.....	18-13 [^]
2001-02: Mississippi State.....	27-8* [#]
2002-03: Mississippi State.....	21-10* [%]
2003-04: Mississippi State.....	26-4* [%]
2004-05: Mississippi State.....	23-11* [%]
2005-06: Mississippi State.....	15-15
2006-07: Mississippi State.....	21-14 [^] [%]
2007-08: Mississippi State.....	23-11* [%]
2008-09: Mississippi State.....	23-13* [#]
2009-10: Mississippi State.....	24-12 [^] [%]
2010-11: Mississippi State.....	17-14
2011-12: Mississippi State.....	21-12 [^]
2016-17: WKU.....	15-17
2017-18: WKU.....	27-11 [^]
2018-19: WKU.....	20-14
2019-20: WKU.....	20-10
2020-21: WKU.....	21-8 [^] ^{&}
2021-22: WKU.....	13-11

409-237 (.633)

(*) NCAA Tournament appearance

([^]) NIT appearance

([#]) SEC Tournament champions

([%]) SEC Western Conference champions

([&]) Conference USA East Division champions

an assistant at Austin Peay State University in Clarksville, Tenn. Working alongside the late Lake Kelly, APSU recorded three consecutive winning seasons including an Ohio Valley Conference tournament championship and NCAA Tournament second-round berth in 1986-87.

His 16-year career as an assistant prior to the MSU head coaching post began at his alma mater, Campbellsville, during the 1981-82 season as he worked toward earning a double major in business and physical education. He then moved on to work for Randy Vernon at Cumberland in Williamsburg, where he earned his master's in Business Education. In 1983-84, the team went 31-5 and earned a second-round appearance in the NAIA Tournament. In October 1999, Stansbury was honored by the Campbellsville Alumni Association as a proud recipient of the school's Distinguished Alumni Award.

Stansbury's connection to The Hill goes back well before his hiring as head coach to his great uncle, Edgar B. Stansbury, a 1994 WKU Athletics Hall of Famer as a three-sport athlete (baseball, basketball, football), football assistant coach under W.L. "Gander" Terry, and Director of Athletics in 1946 after serving his country in World War II. The concourse inside E.A. Diddle Arena is named in E.B. Stansbury's honor.

Stansbury is married to the former Meo Mellen of Roanoke, Va. The couple has three sons, Isaac, Noah and Luke.

STANSBURY'S COACHING ACCOLADES

CHAMPIONSHIPS

- SEC WESTERN CONFERENCE CHAMPIONSHIPS (2003, 2004, 2007, 2008, 2010)
- SEC TOURNAMENT CHAMPIONS (2002, 2009)
- OVERALL SEC CHAMPION (2004)
- CONFERENCE USA EAST DIVISION CHAMPIONSHIPS (2021)

POSTSEASON EXPERIENCE

AS HEAD COACH

- NCAA (2002, 2003, 2004, 2005, 2008, 2009)
- NIT (1999, 2001, 2007, 2010, 2012, 2018, 2021)

AS ASSISTANT

- NCAA (1987, 1991, 1995 - SWEET 16, 1996 - FINAL FOUR, 2016 - SWEET 16)
- NIT (1990, 1994)

AWARDS

- SEC COACH OF THE YEAR (2004)
- DISTRICT 17 NABC COACH OF THE YEAR (2004)




#0 DARRIUS MILES
 SOPHOMORE | CENTER | 6-10 | 295 | TR
 OAK CLIFF, TEXAS (ODESSA COLLEGE)
 Years at WKU: 1 | Years in college : 2 | Eligibility remaining: 4

Opp.	GS	Min	FG	A	Pct	3FG	A	Pct	FT	A	Pct	O	D	T	PF	FO	A	TO	B	S	Pts	
ALABAMA STATE	DNP																					
vs. Minnesota	DNP																					
vs. South Carolina	DNP																					
at Memphis	DNP																					
ALABAMA A&M	DNP																					
UT MARTIN	DNP																					
RHODES COLLEGE	DNP																					
EKU	DNP																					
BUFFALO	DNP																					
vs. Ole Miss	DNP																					
CENTRE	DNP																					
LOUISVILLE	DNP																					
at Kentucky	10		2	5	.400	0	1	.000	0	0	.000	2	0	2	2	0	0	0	0	0	0	4
at Louisiana Tech*	DNP																					
FIU*	DNP																					
RICE*	DNP																					
NORTH TEXAS*	DNP																					
at FAU*	DNP																					
at FIU*	DNP																					
UAB*	DNP																					
MIDDLE TENN.*	DNP																					
at Charlotte*	DNP																					
at Old Dominion*	DNP																					
FAU*	DNP																					
at UTSA*																						
at Southern Miss*																						
CHARLOTTE*																						
OLD DOMINION*																						
at Middle Tenn.*																						
at Marshall*																						
MARSHALL*																						

SEASON/CAREER HIGHS AT WKU	
POINTS	
Season	4, at Kentucky, 12/22/21
Career	Same
REBOUNDS	
Season	2, at Kentucky, 12/22/21
Career	Same
FIELD GOALS	
Season	2, at Kentucky, 12/22/21
Career	Same
FIELD GOALS ATTEMPTED	
Season	5, at Kentucky, 12/22/21
Career	Same
THREE-POINT FIELD GOALS	
Season	0
Career	Same
THREE-POINT FIELD GOALS ATTEMPTED	
Season	1, at Kentucky, 12/22/21
Career	Same
FREE THROWS	
Season	0
Career	Same
FREE THROWS ATTEMPTED	
Season	0
Career	Same
ASSISTS	
Season	0
Career	Same
BLOCKED SHOTS	
Season	0
Career	Same
STEALS	
Season	0
Career	Same
MINUTES PLAYED	
Season	10, at Kentucky, 12/22/21
Career	Same
QUICK-HITTERS	
<ul style="list-style-type: none"> • Made his WKU debut at Kentucky on Dec. 22 with limited bodies in the frontcourt, totaling four points and two rebounds in 10 minutes • Transferred to WKU from Odessa in summer 2021 and was immediately eligible • Played one semester at Odessa College and appeared in 17 games • Shot 61.1% from the field in his freshman season • Scored a season-high 12 points against Loyalty College Prep • Played prep ball at Faith Family Academy in Dallas • Rated a three-star prospect by 247Sports • Majoring in sport management 	

CAREER STATISTICS																									
Year	GP	GS	Min	Avg	FG	FGA	Pct	3FG	FGA	Pct	FT	FTA	Pct	Off	Def	Tot	Avg	PF	FO	Ast	TO	Blk	Stl	Pts	Avg
ODESSA COLLEGE																									
2020-21	17	1	N/A	N/A	22	36	.611	0	0	.000	4	7	.571	9	13	22	1.3	17	0	2	14	6	1	48	2.8
WKU																									
2021-22	1	0	10	10.0	2	5	.400	0	1	.000	0	0	.000	2	0	2	2.0	2	0	0	0	0	0	4	4.0
WKU TOTAL	1	0	10	10.0	2	5	.400	0	1	.000	0	0	.000	2	0	2	2.0	2	0	0	0	0	0	4	4.0



#1 JAYLEN BUTZ
RS SENIOR | FORWARD | 6-9 | 230 | TR
FORT WAYNE, IND. (DEPAUL)
Years at WKU: 1 | Years in college : 5 | Eligibility remaining: 1

Opp.	GS	Min	FG	A	Pct	3FG	A	Pct	FT	A	Pct	O	D	T	PF	FO	A	TO	B	S	Pts
ALABAMA STATE	*	27	5	7	.714	0	0	.000	2	3	.667	2	4	6	2	0	0	1	0	0	12
vs. Minnesota	*	19	2	3	.667	0	0	.000	1	2	.500	1	0	1	2	0	0	3	0	1	5
vs. South Carolina	*	23	4	9	.444	0	1	.000	2	5	.400	2	4	6	3	0	1	2	1	3	10
at Memphis	*	11	0	2	.000	0	0	.000	0	0	.000	1	0	1	3	0	0	1	0	1	0
ALABAMA A&M	DNP																				
UT MARTIN	DNP																				
RHODES COLLEGE		17	6	10	.600	0	1	.000	1	4	.250	3	3	6	1	0	0	2	0	2	13
EKU		12	1	2	.500	0	0	.000	0	0	.000	0	1	1	1	0	0	1	1	0	2
BUFFALO		7	1	2	.500	0	0	.000	0	0	.000	0	1	1	0	0	0	0	0	1	2
vs. Ole Miss		9	1	3	.333	0	0	.000	0	0	.000	1	0	1	0	0	0	1	0	0	2
CENTRE		11	3	6	.500	0	0	.000	0	0	.000	1	4	5	0	0	2	1	1	1	6
LOUISVILLE	DNP																				
at Kentucky	DNP																				
at Louisiana Tech*		1	0	0	.000	0	0	.000	0	0	.000	0	0	0	3	0	0	1	0	0	0
FIU*		12	2	3	.667	0	0	.000	0	2	.000	4	2	6	1	0	0	0	1	0	4
RICE*		8	1	1	1.000	0	0	.000	0	0	.000	1	0	1	2	0	0	2	1	0	2
NORTH TEXAS*		5	0	0	.000	0	0	.000	0	2	.000	0	1	1	1	0	0	0	0	0	0
at FAU*		12	1	3	.333	0	0	.000	2	4	.500	2	1	3	1	0	0	0	0	0	4
at FIU*		8	2	3	.667	0	0	.000	2	2	1.000	1	1	2	1	0	0	0	0	0	6
UAB*		2	0	0	.000	0	0	.000	0	0	.000	0	0	0	0	0	0	2	0	0	0
MIDDLE TENN.*	DNP																				
at Charlotte*	DNP																				
at Old Dominion*	DNP																				
FAU*	DNP																				
at UTSA*	DNP																				
at Southern Miss*	DNP																				
CHARLOTTE*	DNP																				
OLD DOMINION*	DNP																				
at Middle Tenn.*	DNP																				
at Marshall*	DNP																				
MARSHALL*	DNP																				

SEASON/CAREER HIGHS AT WKU

POINTS
 Season 13, vs. Rhodes College, 11/30/21
 Career Same

REBOUNDS
 Season 6, 4x, last vs. FIU, 1/8/22
 Career Same

FIELD GOALS
 Season 6, vs. Rhodes College, 11/30/21
 Career Same

FIELD GOALS ATTEMPTED
 Season 10, vs. Rhodes College, 11/30/21
 Career Same

THREE-POINT FIELD GOALS
 Season 0
 Career Same

THREE-POINT FIELD GOALS ATTEMPTED
 Season 1, 2x, last vs. Rhodes College, 11/30/21
 Career Same

FREE THROWS
 Season 2, 3x, last at FIU, 01/22/22
 Career Same

FREE THROWS ATTEMPTED
 Season 5, vs. South Carolina, 11/14/21
 Career Same

ASSISTS
 Season 2, vs. Centre College, 12/14/21
 Career Same

BLOCKED SHOTS
 Season 1, 4x, last vs. Rice, 01/13/22
 Career Same

STEALS
 Season 3, vs. South Carolina, 11/14/21
 Career Same

MINUTES PLAYED
 Season 27, vs. Alabama State, 11/9/21
 Career Same

QUICK-HITTERS

- Missed Louisville and Kentucky games due to COVID protocols
- Had 12 points and six rebounds in WKU debut against Alabama State on Nov. 9
- Transferred to WKU from DePaul in summer 2021 and was immediately eligible
- Played three seasons for the Blue Demons appearing in 89 games with 47 career starts
- Started in all 31 games as a junior while averaging 10.1 points and 5.4 rebnds per game
- Ranks third in DePaul history with a 598.9% field goal percentage (257 of 436)
- Only player in DePaul program history with at least three games of at least five field goals without a messed shot, accomplishing the feat five times
- As a junior, ranked third across the Big East in field goal percentage and 11th in offensive rebounds
- Led North Side High School in Fort Wayne, Ind., to its first Indiana state title game appearance since 1965
- Named an Indiana All-Star

CAREER STATISTICS

Year	GP	GS	Min	Avg	FG	FGA	Pct	3FG	FGA	Pct	FT	FTA	Pct	Off	Def	Tot	Avg	PF	FO	Ast	TO	Blk	Stl	Pts	Avg	
DEPAUL																										
2017-18	23	3	273	11.9	32	52	.615	0	0	.000	16	33	.485	40	56	96	4.2	49	1	8	19	12	5	80	3.5	
2018-19	35	13	800	22.9	98	170	.576	0	0	.000	47	84	.560	73	127	200	5.7	75	0	39	45	7	20	243	6.9	
2019-20	31	31	846	27.3	127	214	.593	0	1	.000	59	118	.500	65	101	166	5.4	75	1	25	69	21	36	313	10.1	
WKU																										
2021-22	16	4	185	11.6	29	54	.537	0	2	.000	10	24	.417	19	22	41	2.6	21	0	3	17	5	9	68	4.3	
TOTAL	105	51	2,103	20.0	286	490	.584	0	3	.000	132	259	.510	197	306	503	4.8	220	2	75	150	55	70	704	6.7	



#3 JAIURUS HAMILTON

SENIOR | FORWARD | 6-8 | 230 | TR
 CHARLOTTE, N.C. (MARYLAND)
 Years at WKU: 1 | Years in college : 4 | Eligibility remaining: 2

Opp.	GS	Min	FG	A	Pct	3FG	A	Pct	FT	A	Pct	O	D	T	PF	FO	A	TO	B	S	Pts
ALABAMA STATE	*	35	7	12	.583	3	6	.500	4	6	.667	1	0	1	4	0	1	5	0	2	21
vs. Minnesota	*	31	5	14	.357	2	6	.333	0	2	.000	1	5	6	5	1	0	2	1	0	12
vs. South Carolina	*	33	5	11	.455	2	6	.333	1	3	.333	2	4	6	1	0	0	4	0	3	13
at Memphis	*	32	5	16	.313	2	8	.250	2	2	1.000	1	1	2	4	0	1	6	1	1	14
ALABAMA A&M	*	25	6	9	.667	1	2	.500	2	2	1.000	3	2	5	0	0	3	3	0	0	15
UT MARTIN	*	36	8	15	.533	1	3	.333	7	10	.700	3	8	11	2	0	2	2	0	1	24
RHODES COLLEGE	*	21	11	13	.846	1	1	1.000	1	1	1.000	0	6	6	3	0	3	1	0	1	24
EKU		DNP																			
BUFFALO		31	7	15	.467	1	5	.200	0	0	.000	1	3	4	2	0	2	2	0	1	15
vs. Ole Miss	*	29	4	15	.267	1	4	.250	4	4	1.000	3	9	12	1	0	4	1	1	0	13
CENTRE	*	24	8	14	.571	0	2	.000	1	2	.500	0	11	11	2	0	3	0	0	1	17
LOUISVILLE	*	33	4	10	.400	2	7	.286	3	5	.600	2	5	7	2	0	3	4	0	0	13
at Kentucky	*	19	2	6	.333	0	2	.000	3	6	.500	0	0	0	3	0	0	5	0	2	7
at Louisiana Tech*	*	30	2	8	.250	0	3	.000	0	0	.000	0	7	7	4	0	3	5	0	1	4
FIU*	*	32	2	12	.167	0	2	.000	3	4	.750	1	6	7	1	0	3	0	0	2	7
RICE*	*	34	7	12	.583	3	4	.750	5	8	.625	1	9	10	0	0	1	0	0	0	22
NORTH TEXAS*	*	34	2	7	.286	0	2	.000	1	2	.500	1	3	4	3	0	1	2	0	1	5
at FAU*	*	29	5	9	.556	1	3	.333	0	0	.000	1	0	1	2	0	2	5	0	2	11
at FIU*	*	33	2	7	.286	2	5	.400	1	2	.500	1	1	2	0	0	2	0	0	0	7
UAB*	*	36	5	14	.357	0	5	.000	0	1	.000	1	3	4	0	0	1	1	1	1	10
MIDDLE TENN.*	*	36	5	13	.385	2	6	.333	4	6	.667	2	5	7	1	0	2	3	0	0	16
at Charlotte*	*	33	4	9	.444	1	3	.333	0	2	.000	0	2	2	1	0	1	2	1	0	9
at Old Dominion*	*	34	3	9	.333	1	3	.333	2	2	1.000	0	6	6	3	0	1	0	0	0	9
FAU*	*	36	4	11	.364	0	3	.000	4	4	1.000	1	8	9	2	0	2	1	0	0	12
at UTSA*																					
at Southern Miss*																					
CHARLOTTE*																					
OLD DOMINION*																					
at Middle Tenn.*																					
at Marshall*																					
MARSHALL*																					

SEASON/CAREER HIGHS AT WKU

POINTS
 Season 24, 2x, last vs. Rhodes College, 11/30/21
 Career Same

REBOUNDS
 Season 12, vs. Ole Miss, 12/11/21
 Career Same

FIELD GOALS
 Season 11, vs. Rhodes College, 11/30/21
 Career Same

FIELD GOALS ATTEMPTED
 Season 16, at Memphis, 11/19/21
 Career Same

THREE-POINT FIELD GOALS
 Season 3, 2x, last vs. Rice, 01/13/22
 Career Same

THREE-POINT FIELD GOALS ATTEMPTED
 Season 8, at Memphis, 11/19/21
 Career Same

FREE THROWS
 Season 7, vs. UT Martin, 11/27/21
 Career Same

FREE THROWS ATTEMPTED
 Season 10, vs. UT Martin, 11/27/21
 Career Same

ASSISTS
 Season 4, vs. Ole Miss, 12/11/21
 Career Same

BLOCKED SHOTS
 Season 1, 5x, last at Charlotte, 02/03/22
 Career Same

STEALS
 Season 3, vs. South Carolina, 11/14/21
 Career Same

MINUTES PLAYED
 Season 36, 3x, last vs. Middle Tenn., 01/29/22
 Career Same

QUICK-HITTERS

- Tallied 13 points, 12 rebounds and four blocks against Ole Miss on Dec. 11
- Scored career-high 24 points in back-to-back games vs. UT Martin and Rhodes in November
- Scored 21 points in WKU debut on Nov. 9
- Transferred to WKU from Maryland in summer 2021 and was immediately eligible
- Appeared in all 31 games for the Terrapins in 2020-21 while averaging 6.5 points and 2.4 rebounds per game
- Shot 43% from the 3-point line including a 56% mark over the final 10 games of the season
- Played first two seasons at Boston College
- Averaged 9.5 points and 4.3 rebounds while making 20 starts as a sophomore in 2019-20
- Averaged 5.6 points and four rebounds with eight starts in 30 games as a freshman in 2018-19
- Finished as Cannon HS's No. 2 all-time leading scorer with 2,574 career points in three varsity seasons
- Was a consensus top-100 prospect out of HS
- Majoring in interdisciplinary studies

CAREER STATISTICS

Year	GP	GS	Min	Avg	FG	FGA	Pct	3FG	FGA	Pct	FT	FTA	Pct	Off	Def	Tot	Avg	PF	FO	Ast	TO	Blk	Stl	Pts	Avg
BOSTON COLLEGE																									
2018-19	30	8	617	20.6	59	147	.401	20	67	.299	29	45	.644	34	86	120	4.0	60	0	23	51	5	8	167	5.6
2019-20	24	20	619	25.8	86	201	.428	25	89	.281	31	40	.775	26	76	102	4.3	57	3	22	38	4	12	228	9.5
MARYLAND																									
2020-21	31	5	634	20.5	66	147	.449	37	86	.430	32	49	.653	10	63	73	2.4	64	1	21	23	3	9	201	6.5
WKU																									
2021-22	23	22	717	31.2	113	261	.433	26	91	.286	48	74	.649	26	104	130	5.7	46	1	41	54	5	19	300	13.0
TOTAL	108	55	2,588	24.0	324	756	.429	108	333	.324	140	208	.673	96	329	425	3.9	227	5	107	166	17	48	896	8.3



#4 JOSH ANDERSON

FIFTH YEAR | GUARD | 6-6 | 190 | 4L

BATON ROUGE, LA. (MADISON PREP ACAD.)

Years at WKU: 5 | Years in college: 5 | Eligibility remaining: 1

Opp.	GS	Min	FG	A	Pct	3FG	A	Pct	FT	A	Pct	O	D	T	PF	FO	A	TO	B	S	Pts
ALABAMA STATE	*	40	4	14	.286	0	3	.000	4	7	.571	3	4	7	2	0	1	2	2	3	12
vs. Minnesota	*	37	2	8	.250	1	3	.333	2	2	1.000	0	5	5	3	0	2	0	0	2	7
vs. South Carolina	*	37	5	7	.714	2	3	.667	4	4	1.000	1	3	4	3	0	2	0	1	2	16
at Memphis	*	26	3	6	.500	1	2	.500	0	2	.000	0	1	1	3	0	1	3	0	6	7
ALABAMA A&M	*	30	4	12	.333	1	2	.500	2	2	1.000	3	3	6	3	0	9	1	0	3	11
UT MARTIN	*	28	1	4	.250	0	2	.000	0	0	.000	1	3	4	4	0	3	2	1	0	2
RHODES COLLEGE	DNP																				
EKU	DNP																				
BUFFALO	DNP																				
vs. Ole Miss		19	5	5	1.000	3	3	1.000	0	0	.000	0	2	2	2	0	2	1	1	0	13
CENTRE		19	8	11	.727	0	2	.000	2	2	1.000	0	2	2	2	0	2	0	0	4	18
LOUISVILLE		24	3	5	.600	1	1	1.000	6	8	.750	0	10	10	0	0	0	1	0	2	13
at Kentucky		31	6	11	.545	2	4	.500	4	4	1.000	0	1	1	3	0	1	1	0	4	18
at Louisiana Tech*		26	4	9	.444	3	4	.750	4	4	1.000	1	1	2	1	0	3	2	1	0	15
FIU*		25	6	11	.545	2	4	.500	2	2	1.000	0	1	1	2	0	0	0	1	3	16
RICE*		27	3	7	.429	0	2	.000	11	11	1.000	1	5	6	1	0	0	1	2	2	17
NORTH TEXAS*		29	1	6	.167	0	3	.000	0	0	.000	1	3	4	4	0	0	3	0	1	2
at FAU*		23	2	7	.286	2	3	.667	0	0	.000	0	2	2	2	0	1	1	0	2	6
at FIU*		22	6	11	.545	2	4	.500	9	12	.750	0	1	1	0	0	2	2	0	4	23
UAB*		25	6	13	.462	0	2	.000	4	7	.571	2	4	6	3	0	2	3	0	0	16
MIDDLE TENN.*		32	5	12	.417	1	5	.200	6	7	.857	2	1	3	3	0	1	3	0	5	17
at Charlotte*		32	8	12	.667	2	3	.667	2	3	.667	0	8	8	1	0	2	1	0	5	20
at Old Dominion*		35	2	4	.500	1	3	.333	2	2	1.000	2	6	8	0	0	2	1	0	0	7
FAU*		32	4	6	.667	1	3	.333	0	0	.000	1	2	3	2	0	1	4	1	2	9
at UTSA*																					
at Southern Miss*																					
CHARLOTTE*																					
OLD DOMINION*																					
at Middle Tenn.*																					
at Marshall*																					
MARSHALL*																					

SEASON/CAREER HIGHS AT WKU

POINTS

Season 23, at FIU, 01/22/22
 Career 25, vs. Marshall, 01/21/19

REBOUNDS

Season 10, vs. Louisville, 12/18/21
 Career 10, 2x, last vs. Louisville, 12/18/21

FIELD GOALS

Season 8, 2x, last at Charlotte, 02/03/22
 Career 10, 2x, last at Rice, 02/07/19

FIELD GOALS ATTEMPTED

Season 14, vs. Alabama State, 11/9/21
 Career 21, at Rice, 02/07/19

THREE-POINT FIELD GOALS

Season 3, 2x, last at Louisiana Tech, 01/01/22
 Career 3, 3x, last at Louisiana Tech, 01/01/22

THREE-POINT FIELD GOALS ATTEMPTED

Season 5, vs. Middle Tennessee, 01/29/22
 Career 5, 3x, last vs. Middle Tenn., 01/29/22

FREE THROWS

Season 11, vs. Rice, 01/13/22
 Career Same

FREE THROWS ATTEMPTED

Season 12, at FIU, 01/22/22
 Career 12, 3x, last at FIU, 01/22/22

ASSISTS

Season 9, vs. Alabama A&M, 11/24/21
 Career Same

BLOCKED SHOTS

Season 2, 2x, last vs. Rice, 01/13/22
 Career 3, vs. Louisiana Tech, 02/27/20

STEALS

Season 6, at Memphis, 11/19/21
 Career Same

MINUTES PLAYED


Season 40, vs. Alabama State, 11/9/21
 Career 43, at Rice, 02/07/19

QUICK-HITTERS

- Scored season-high 23 points with 9 of 12 free throws in 22 minutes at FIU on Jan. 22
- Had his second career double-double with 13 points and 10 rebounds vs. Louisville on Dec. 18
- Tallied career-high nine assists with 11 points and three steals against Alabama A&M on Nov. 24
- Grabbed career-high six steals at No. 11 Memphis on Nov. 19
- Had No. 1 play on SportsCenter with dunk against Alabama State on Nov. 9
- Named to 2021 C-USA All-Defensive Team
- Finished the 2020-21 season 36th on WKU's all-time scoring list with 1,136 points and fifth on WKU's career steals list with 168 steals
- Teamed up with Charles Basse to be top dunking duo in the nation with 92 dunks between the pair
- Has appeared on SportsCenter Top 10 plays at least seven times in four seasons for his dunks
- Led Madison Prep to its third straight state title and its fourth championship game appearance
- Ranked a consensus four-star prospect across all outlets and ranked in the top 60 nationally
- Majoring in interdisciplinary studies, with emphasis in health and minor in athletic coaching

CAREER STATISTICS

Year	GP	GS	Min	Avg	FG	FGA	Pct	3FG	FGA	Pct	FT	FTA	Pct	Off	Def	Tot	Avg	PF	FO	Ast	TO	Blk	Stl	Pts	Avg
2017-18	23	3	390	17.0	63	114	.553	1	7	.143	43	73	.589	19	39	58	2.5	50	1	17	19	8	23	170	7.4
2018-19	34	28	1,015	29.9	152	322	.472	15	52	.288	93	131	.710	39	102	141	4.1	93	4	59	74	23	59	412	12.1
2019-20	30	16	847	28.2	96	207	.464	12	46	.261	99	129	.767	27	100	127	4.2	83	0	39	52	31	37	303	10.1
2020-21	27	26	762	28.2	82	180	.456	19	57	.333	68	81	.840	19	87	106	3.9	59	2	31	49	13	49	251	9.3
2021-22	21	6	600	28.6	88	181	.486	25	61	.410	64	79	.810	18	68	86	4.1	44	0	37	32	10	50	265	12.6
TOTAL	135	79	3,610	26.7	481	1004	.479	72	223	.323	367	493	.744	122	396	518	3.8	329	7	183	226	85	218	1,401	10.4



#5 NOAH STANSBURY

RS-FRESHMAN | GUARD | 6-0 | 170 | RS
 BOWLING GREEN, KY. (GREENWOOD HS)
 Years at WKU: 2 | Years in college : 2 | Eligibility remaining: 4

Opp.	GS	Min	FG	A	Pct	3FG	A	Pct	FT	A	Pct	O	D	T	PF	FO	A	TO	B	S	Pts
ALABAMA STATE	1		0	0	.000	0	0	.000	0	0	.000	0	1	1	0	0	0	1	0	0	0
vs. Minnesota	4		0	0	.000	0	0	.000	0	0	.000	0	0	0	0	0	0	0	0	0	0
vs. South Carolina	DNP																				
at Memphis	DNP																				
ALABAMA A&M	4		0	0	.000	0	0	.000	0	0	.000	0	1	1	0	0	1	0	0	0	0
UT MARTIN	DNP																				
RHODES COLLEGE	23		0	2	.000	0	2	.000	0	0	.000	0	4	4	3	0	7	1	0	1	0
EKU	14		0	1	.000	0	1	.000	0	0	.000	0	2	2	1	0	0	1	0	0	0
BUFFALO	3		0	0	.000	0	0	.000	0	0	.000	0	0	0	0	0	0	0	0	0	0
vs. Ole Miss	1		0	0	.000	0	0	.000	0	0	.000	0	0	0	1	0	0	1	0	0	0
CENTRE	16		0	2	.000	0	2	.000	0	0	.000	0	1	1	3	0	0	0	0	0	0
LOUISVILLE	DNP																				
at Kentucky	2		0	0	.000	0	0	.000	0	0	.000	0	0	0	0	0	0	0	0	0	0
at Louisiana Tech*	DNP																				
FIU*	DNP																				
RICE*	DNP																				
NORTH TEXAS*	DNP																				
at FAU*	DNP																				
at FIU*	DNP																				
UAB*	DNP																				
MIDDLE TENN.*	DNP																				
at Charlotte*	1		0	0	.000	0	0	.000	0	0	.000	0	0	0	0	0	0	0	0	0	0
at Old Dominion*	1		0	0	.000	0	0	.000	0	0	.000	0	0	0	0	0	1	0	0	0	0
FAU*	DNP																				
at UTSA*																					
at Southern Miss*																					
CHARLOTTE*																					
OLD DOMINION*																					
at Middle Tenn.*																					
at Marshall*																					
MARSHALL*																					

SEASON/CAREER HIGHS AT WKU

POINTS
 Season 0
 Career Same

REBOUNDS
 Season 4, vs. Rhodes College, 11/30/21
 Career Same

FIELD GOALS
 Season 0
 Career Same

FIELD GOALS ATTEMPTED
 Season 2, 2x, last vs. Centre College, 12/14/21
 Career Same

THREE-POINT FIELD GOALS
 Season 0
 Career Same

THREE-POINT FIELD GOALS ATTEMPTED
 Season 2, 2x, last vs. Centre College, 12/14/21
 Career Same

FREE THROWS
 Season 0
 Career Same

FREE THROWS ATTEMPTED
 Season 0
 Career Same

ASSISTS
 Season 7, vs. Rhodes College, 11/30/21
 Career Same

BLOCKED SHOTS
 Season 0
 Career Same

STEALS
 Season 1, vs. Rhodes College, 11/30/21
 Career Same


MINUTES PLAYED
 Season 23, vs. Rhodes College, 11/30/21
 Career Same

QUICK-HITTERS

- Handed out a career-high seven assists in 23 minutes against Rhodes College on Nov. 30
- Made WKU debut with one rebound in one minute against Alabama State on Nov. 9
- Redshirted his true freshman season in 2020-21
- Previously in 2021 class but reclassified into 2020
- Averaged 12.2 points and 3.9 rebounds per game as a junior in 2019-20 at Greenwood High School in Bowling Green, Ky.
- Made 78 of 207 3-point attempts (37.7 percent) and 58 of 68 free throws (85.3 percent)
- Had season high of 28 points in district game against South Warren with seven made 3s
- Previously named All-District 14 performer
- Son of WKU head coach Rick Stansbury
- Majoring in sport management

CAREER STATISTICS

Year	GP	GS	Min	Avg	FG	FGA	Pct	3FG	FGA	Pct	FT	FTA	Pct	Off	Def	Tot	Avg	PF	FO	Ast	TO	Blk	Stl	Pts	Avg	
2020-21	Sat out freshman year as a redshirt																									
2021-22	11	0	69	6.3	0	5	.000	0	5	.000	0	0	.000	0	9	9	0.8	8	0	9	4	0	1	0	0.0	
TOTAL	11	0	69	6.3	0	5	.000	0	5	.000	0	0	.000	0	9	9	0.8	8	0	9	4	0	1	0	0.0	



#10 ELIJAH HUGHEY
FRESHMAN | GUARD | 6-4 | 200 | HS
DALLAS, TEXAS (LANCASTER HS)
Years at WKU: 1 | Years in college : 1 | Eligibility remaining: 4

Opp.	GS	Min	FG	A	Pct	3FG	A	Pct	FT	A	Pct	O	D	T	PF	FO	A	TO	B	S	Pts	
ALABAMA STATE	DNP																					
vs. Minnesota	DNP																					
vs. South Carolina	DNP																					
at Memphis	DNP																					
ALABAMA A&M	DNP																					
UT MARTIN	DNP																					
RHODES COLLEGE	DNP																					
EKU	DNP																					
BUFFALO	DNP																					
vs. Ole Miss	DNP																					
CENTRE	DNP																					
LOUISVILLE	DNP																					
at Kentucky	DNP																					
at Louisiana Tech*	DNP																					
FIU*	DNP																					
RICE*	DNP																					
NORTH TEXAS*	DNP																					
at FAU*	DNP																					
at FIU*	DNP																					
UAB*	DNP																					
MIDDLE TENN.*	DNP																					
at Charlotte*	DNP																					
at Old Dominion*	DNP																					
FAU*	DNP																					
at UTSA*																						
at Southern Miss*																						
CHARLOTTE*																						
OLD DOMINION*																						
at Middle Tenn.*																						
at Marshall*																						
MARSHALL*																						

SEASON/CAREER HIGHS AT WKU	
POINTS	
Season	0
Career	Same
REBOUNDS	
Season	0
Career	Same
FIELD GOALS	
Season	0
Career	Same
FIELD GOALS ATTEMPTED	
Season	0
Career	Same
THREE-POINT FIELD GOALS	
Season	0
Career	Same
THREE-POINT FIELD GOALS ATTEMPTED	
Season	0
Career	Same
FREE THROWS	
Season	0
Career	Same
FREE THROWS ATTEMPTED	
Season	0
Career	Same
ASSISTS	
Season	0
Career	Same
BLOCKED SHOTS	
Season	0
Career	Same
STEALS	
Season	0
Career	Same
MINUTES PLAYED	
Season	0
Career	Same
QUICK-HITTERS	
<ul style="list-style-type: none"> • Averaged 11.6 points, 4.3 rebounds and 1.6 steals per game as a senior at Lancaster HS • Played for one of the top teams in Texas that finished 26-5 and undefeated 16-0 in district play • Shot 49% from the field and 40% from the 3-point line • Named to the District 12-5A First Team and TABC All-Region • Averaged 17 points and five rebounds as a junior at West Mesquite HS • Majoring in management 	

CAREER STATISTICS																									
Year	GP	GS	Min	Avg	FG	FGA	Pct	3FG	FGA	Pct	FT	FTA	Pct	Off	Def	Tot	Avg	PF	FO	Ast	TO	Blk	Stl	Pts	Avg
2021-22																									
TOTAL																									



#12 TYLER OLDEN
FRESHMAN | GUARD | 5-11 | 210
SCOTTSDALE, ARIZ. (HILLCREST PREP)
Years at WKU: 1 | Years in college: 1 | Eligibility remaining: 4

Opp.	GS	Min	FG	A	Pct	3FG	A	Pct	FT	A	Pct	O	D	T	PF	FO	A	TO	B	S	Pts	
ALABAMA STATE		DNP																				
vs. Minnesota		DNP																				
vs. South Carolina		DNP																				
at Memphis		DNP																				
ALABAMA A&M	1		0	0	.000	0	0	.000	0	0	.000	0	0	0	0	0	0	0	0	0	0	0
UT MARTIN		DNP																				
RHODES COLLEGE	4		2	4	.500	2	4	.500	0	0	.000	0	0	0	0	0	0	0	0	0	0	6
EKU		DNP																				
BUFFALO		DNP																				
vs. Ole Miss		DNP																				
CENTRE	3		0	3	.000	0	3	.000	0	0	.000	0	1	1	0	0	0	0	0	0	0	0
LOUISVILLE		DNP																				
at Kentucky		DNP																				
at Louisiana Tech*		DNP																				
FIU*		DNP																				
RICE*		DNP																				
NORTH TEXAS*		DNP																				
at FAU*		DNP																				
at FIU*		DNP																				
UAB*		DNP																				
MIDDLE TENN.*		DNP																				
at Charlotte*	1		0	0	.000	0	0	.000	0	0	.000	0	0	0	0	0	0	0	0	0	0	0
at Old Dominion*	1		0	0	.000	0	0	.000	0	0	.000	0	0	0	0	0	0	0	0	0	0	0
FAU*		DNP																				
at UTSA*																						
at Southern Miss*																						
CHARLOTTE*																						
OLD DOMINION*																						
at Middle Tenn.*																						
at Marshall*																						
MARSHALL*																						

SEASON/CAREER HIGHS AT WKU

POINTS	
Season	6, vs. Rhodes College, 11/30/21
Career	Same
REBOUNDS	
Season	1, vs. Centre College, 12/14/21
Career	Same
FIELD GOALS	
Season	2, vs. Rhodes College, 11/30/21
Career	Same
FIELD GOALS ATTEMPTED	
Season	4, vs. Rhodes College, 11/30/21
Career	Same
THREE-POINT FIELD GOALS	
Season	2, vs. Rhodes College, 11/30/21
Career	Same
THREE-POINT FIELD GOALS ATTEMPTED	
Season	4, vs. Rhodes College, 11/30/21
Career	Same
FREE THROWS	
Season	0
Career	Same
FREE THROWS ATTEMPTED	
Season	0
Career	Same
ASSISTS	
Season	0
Career	Same
BLOCKED SHOTS	
Season	0
Career	Same
STEALS	
Season	0
Career	Same
MINUTES PLAYED	
Season	4, vs. Rhodes College, 11/30/21
Career	Same

- QUICK-HITTERS**
- Scored his first college points on two 3-pointers against Rhodes College on Nov. 30
 - Made his college debut in one minute against Alabama A&M on Nov. 24
 - Played three seasons on the varsity team at Hillcrest Prep in Phoenix
 - Played in 39 contests over his career and scored 4.1 points per game
 - Added 1.1 assists and 2.7 boards per game
 - Previously played at Chaparral HS in Scottsdale
 - Majoring in finance

CAREER STATISTICS

Year	GP	GS	Min	Avg	FG	FGA	Pct	3FG	FGA	Pct	FT	FTA	Pct	Off	Def	Tot	Avg	PF	FO	Ast	TO	Blk	Stl	Pts	Avg
2021-22	5	0	9	1.9	2	7	.286	2	7	.286	0	0	.000	0	1	1	0.2	0	0	0	0	0	0	6	1.2
TOTAL	5	0	9	1.9	2	7	.286	2	7	.286	0	0	.000	0	1	1	0.2	0	0	0	0	0	0	6	1.2



#13 SHERMAN BRASHEAR

SOPHOMORE | GUARD | 6-5 | 180 | TR
 DALLAS, TEXAS (PANOLA COLLEGE)
 Years at WKU: 1 | Years in college: 2 | Eligibility remaining: 4

Opp.	GS	Min	FG	A	Pct	3FG	A	Pct	FT	A	Pct	O	D	T	PF	FO	A	TO	B	S	Pts
ALABAMA STATE		8	2	2	1.000	2	2	1.000	0	0	.000	0	2	2	1	0	0	2	0	0	6
vs. Minnesota		15	1	3	.333	1	3	.333	0	0	.000	0	1	1	1	0	1	0	0	0	3
vs. South Carolina		5	0	2	.000	0	1	.000	0	0	.000	1	0	1	1	0	1	0	0	0	0
at Memphis		2	0	1	.000	0	1	.000	0	0	.000	0	0	0	1	0	0	0	0	0	0
ALABAMA A&M		18	5	10	.500	4	8	.500	4	4	1.000	0	2	2	0	0	0	1	0	1	18
UT MARTIN		3	0	0	.000	0	0	.000	0	0	.000	0	0	0	0	0	0	0	0	0	0
RHODES COLLEGE		24	7	13	.538	2	8	.250	4	5	.800	2	4	6	1	0	2	1	0	1	20
EKU	*	30	4	11	.363	3	7	.429	2	3	.666	1	6	7	1	0	0	3	0	2	13
BUFFALO	*	17	1	2	.500	0	1	.000	0	0	.000	1	3	4	0	0	0	0	0	0	2
vs. Ole Miss		6	0	2	.000	0	2	.000	0	0	.000	0	0	0	0	0	0	0	0	0	0
CENTRE		16	2	6	.333	1	5	.200	0	0	.000	0	3	3	3	0	0	1	0	0	5
LOUISVILLE		3	0	0	.000	0	0	.000	0	0	.000	0	0	0	0	0	1	0	0	0	0
at Kentucky		7	0	1	.000	0	1	.000	0	0	.000	0	1	1	0	0	0	0	0	0	0
at Louisiana Tech*		3	1	1	1.000	1	1	1.000	0	0	.000	0	1	1	1	0	1	0	0	0	3
FIU*		4	0	2	.000	0	2	.000	0	0	.000	0	0	0	0	0	0	0	0	0	0
RICE*		DNP																			
NORTH TEXAS*		DNP																			
at FAU*		3	1	1	1.000	0	0	.000	0	0	.000	0	0	0	0	0	0	0	0	0	2
at FIU*		4	0	1	.000	0	1	.000	0	0	.000	0	0	0	0	0	0	0	0	0	0
UAB*		DNP																			
MIDDLE TENN.*		DNP																			
at Charlotte*		7	0	2	.000	0	2	.000	0	0	.000	0	1	1	1	0	0	0	0	0	0
at Old Dominion*		6	1	2	.500	1	2	.500	0	0	.000	0	1	1	0	0	0	0	0	0	3
FAU*		1	0	0	.000	0	0	.000	0	0	.000	0	0	0	0	0	0	0	0	0	0
at UTSA*																					
at Southern Miss*																					
CHARLOTTE*																					
OLD DOMINION*																					
at Middle Tenn.*																					
at Marshall*																					
MARSHALL*																					

SEASON/CAREER HIGHS AT WKU

POINTS	Season	20, vs. Rhodes College, 11/30/21
	Career	Same
REBOUNDS	Season	7, vs. Eastern Kentucky, 12/04/21
	Career	Same
FIELD GOALS	Season	7, vs. Rhodes College, 11/30/21
	Career	Same
FIELD GOALS ATTEMPTED	Season	13, vs. Rhodes College, 11/30/21
	Career	Same
THREE-POINT FIELD GOALS	Season	4, vs. Alabama A&M, 11/24/21
	Career	Same
THREE-POINT FIELD GOALS ATTEMPTED	Season	8, 2x, last vs. Rhodes College, 11/30/21
	Career	Same
FREE THROWS	Season	4, 2x, last vs. Rhodes College, 11/30/21
	Career	Same
FREE THROWS ATTEMPTED	Season	5, vs. Rhodes College, 11/30/21
	Career	Same
ASSISTS	Season	2, vs. Rhodes College, 11/30/21
	Career	Same
BLOCKED SHOTS	Season	0
	Career	Same
STEALS	Season	2, vs. Eastern Kentucky, 12/04/21
	Career	Same
MINUTES PLAYED	Season	30, vs. Eastern Kentucky, 12/04/21
	Career	Same

QUICK-HITTERS

- Earned his first start as a Hilltopper against Eastern Kentucky on Dec. 4 with 13 points and 7 rebounds
- Scored career-high 20 points with six rebounds in 24 minutes against Rhodes College on Nov. 30
- Scored 18 points with four made 3s in 18 minutes against Alabama A&M on Nov. 24
- Made both of his 3-point attempts for six points in WKU debut against Alabama State on Nov. 9
- Transferred to WKU from Panola College in summer 2021
- Played one season at Panola in Carthage, Texas
- Appeared in 17 games with eight starts
- Averaged 11 points and 6.2 rebounds while shooting 36.4% from behind the arc (43 of 118)
- Had a season-high 24 points against Lamar State College, making 6 of 11 3-point shots in the process
- Named the tournament MVP of the JA48 junior college event in June 2021 after averaging 23 points per game and shooting 47.6% from long range

CAREER STATISTICS

Year	GP	GS	Min	Avg	FG	FGA	Pct	3FG	FGA	Pct	FT	FTA	Pct	Off	Def	Tot	Avg	PF	FO	Ast	TO	Blk	Stl	Pts	Avg	
PANOLA COLLEGE																										
2020-21	17	8	N/A	N/A	66	160	.413	43	118	.364	12	15	.800	31	74	105	6.2	22	0	10	17	6	7	187	11.0	
WKU																										
2021-22	20	2	184	9.2	25	62	.403	15	47	.319	10	12	.833	5	25	30	1.5	11	0	6	8	0	4	75	3.8	
WKU TOTAL	20	2	184	9.2	25	62	.403	15	47	.319	10	12	.833	5	25	30	1.5	11	0	6	8	0	4	75	3.8	



#14 LUKE FRAMPTON

RS SENIOR | GUARD | 6-5 | 200 | 1L
POCA, W.VA. (DAVIDSON)

Years at WKU: 2 | Years in college: 5 | Eligibility remaining: 2

Opp.	GS	Min	FG	A	Pct	3FG	A	Pct	FT	A	Pct	O	D	T	PF	FO	A	TO	B	S	Pts
ALABAMA STATE	*	37	2	11	.182	0	7	.000	1	2	.500	0	1	1	2	0	4	1	0	2	5
vs. Minnesota	*	34	2	9	.222	0	5	.000	0	0	.000	1	4	5	2	0	2	3	0	0	4
vs. South Carolina	*	32	3	10	.300	1	7	.143	2	2	1.000	1	0	1	4	0	3	1	0	3	9
at Memphis	*	33	2	9	.222	2	7	.286	0	0	.000	0	5	5	2	0	4	1	0	0	6
ALABAMA A&M	*	30	4	8	.500	3	6	.500	1	2	.500	1	2	3	3	0	5	5	0	0	12
UT MARTIN	*	39	5	11	.455	3	7	.429	3	3	1.000	0	3	3	0	0	0	3	0	0	16
RHODES COLLEGE	*	20	6	8	.750	6	8	.750	0	0	.000	1	1	2	2	0	2	0	1	2	18
EKU	*	37	4	10	.400	3	7	.429	2	2	1.000	1	2	3	1	0	3	0	0	1	13
BUFFALO	*	32	2	7	.286	1	5	.200	2	2	1.000	0	2	2	2	0	3	2	0	0	7
vs. Ole Miss	*	37	5	6	.833	2	3	.667	0	0	.000	1	3	4	2	0	3	0	0	2	12
CENTRE	*	31	3	10	.300	3	9	.333	0	0	.000	0	3	3	0	0	0	2	0	0	9
LOUISVILLE	*	30	1	4	.250	1	2	.500	1	2	.500	2	0	2	0	0	0	2	0	2	4
at Kentucky	*	34	1	6	.167	0	5	.000	2	2	1.000	0	4	4	2	0	0	1	0	1	4
at Louisiana Tech*	*	30	2	5	.400	2	4	.500	1	1	1.000	0	4	4	1	0	1	0	0	0	7
FIU*	*	27	5	7	.714	5	6	.833	0	0	.000	1	2	3	0	0	1	0	0	2	15
RICE*	*	25	1	4	.250	0	3	.000	0	0	.000	0	4	4	4	0	1	0	1	2	2
NORTH TEXAS*	*	29	2	3	.667	1	1	1.000	3	4	.750	2	5	7	1	0	2	2	0	0	8
at FAU*	*	34	2	5	.400	2	5	.400	0	0	.000	1	4	5	0	0	2	0	1	2	6
at FIU*	*	31	2	6	.333	2	5	.400	2	2	1.000	2	2	4	1	0	1	2	1	2	8
UAB*	*	32	3	4	.750	3	4	.750	0	0	.000	1	5	6	1	0	0	1	0	0	9
MIDDLE TENN.*	*	35	3	10	.300	3	9	.333	2	2	1.000	0	3	3	3	0	0	1	0	3	11
at Charlotte*	*	36	4	7	.571	3	4	.750	0	0	.000	0	4	4	2	0	3	0	1	0	11
at Old Dominion*	*	19	5	8	.625	4	7	.571	0	0	.000	0	1	1	0	0	0	0	0	0	14
FAU*	*	16	1	4	.250	1	3	.333	0	0	.000	1	1	2	0	0	1	0	0	0	3
at UTSA*																					
at Southern Miss*																					
CHARLOTTE*																					
OLD DOMINION*																					
at Middle Tenn.*																					
at Marshall*																					
MARSHALL*																					

SEASON/CAREER HIGHS AT WKU

POINTS

Season 18, vs. Rhodes College, 11/30/21
Career 22, vs. Tennessee Tech, 12/22/20

REBOUNDS

Season 7, vs. North Texas, 01/15/22
Career Same

FIELD GOALS

Season 6, vs. Rhodes College, 11/30/21
Career 6, 2x, last vs. Rhodes College, 11/30/21

FIELD GOALS ATTEMPTED

Season 11, 2x, last vs. UT Martin, 11/27/21
Career 12, vs. Mississippi Valley State, 12/06/20

THREE-POINT FIELD GOALS

Season 6, vs. Rhodes College, 11/30/21
Career 6, 2x, last vs. Rhodes College, 11/30/21

THREE-POINT FIELD GOALS ATTEMPTED

Season 9, 2x, last vs. Middle Tenn., 01/29/22
Career 9, 4x, last vs. Middle Tenn., 01/29/22

FREE THROWS

Season 3, vs. UT Martin, 11/27/21
Career 5, vs. Northern Iowa, 11/25/20

FREE THROWS ATTEMPTED

Season 3, vs. UT Martin, 11/27/21
Career 5, 2x, last vs. Saint Mary's, 03/17/21

ASSISTS

Season 5, vs. Alabama A&M, 11/24/21
Career 6, vs. Rice, 02/12/21

BLOCKED SHOTS

Season 1, 5x, last at Charlotte, 02/03/22
Career Same

STEALS

Season 3, 2x, last vs. Middle Tenn., 01/29/22
Career Same

MINUTES PLAYED

Season 39, vs. UT Martin, 11/27/21
Career Same

QUICK-HITTERS

- Made 6 of 8 3-pointers for 18 points against Rhodes College on Nov. 30
- Scored season-high 16 points with three 3s in career-high 39 minutes vs. UT Martin on Nov. 27
- Hit 6 of 9 3-pointers for a season-high 22 points and five rebounds vs. Tennessee Tech on Dec. 22, 2020; named C-USA Player of the Week on Dec. 28
- Transferred to WKU in the summer of 2020 and was granted immediate eligibility by the NCAA
- Started all 39 games played for Davidson, including all 34 as a redshirt freshman
- Played in just five games in 2019-20 before taking personal leave of absence, averaging 9.8 points and shooting 48 percent from 3
- Averaged 10.3 points as redshirt freshman in 2018-19 while netting 100 of 266 3s
- Led Atlantic 10 in both 3-pointers made and 3-pointers per game (2.9)
- Just second player in Davidson history to hit 100 3-pointers in a season, along with Stephen Curry
- Majoring in Interdisciplinary Studies with an emphasis in Social and Behavioral Science

CAREER STATISTICS

Year	GP	GS	Min	Avg	FG	FGA	Pct	3FG	FGA	Pct	FT	FTA	Pct	Off	Def	Tot	Avg	PF	FO	Ast	TO	Blk	Stl	Pts	Avg	
DAVIDSON																										
2017-18	Sat out due to injury																									
2018-19	34	34	1,049	30.9	113	298	.379	100	266	.376	25	38	.658	14	94	108	3.2	87	1	69	34	11	29	351	10.3	
2019-20	5	5	134	26.8	16	37	.432	14	29	.483	3	3	1.000	0	15	15	3.0	7	0	7	4	1	4	49	9.8	
WKU																										
2020-21	26	1	533	20.3	58	141	.421	51	124	.411	25	29	.862	6	41	47	1.8	43	0	31	28	1	12	192	7.4	
2021-22	24	24	740	30.8	70	172	.407	51	129	.395	22	26	.846	16	65	81	3.4	36	0	41	27	5	24	213	8.9	
TOTAL	89	64	2,457	27.6	257	648	.397	216	548	.394	75	96	.781	36	215	251	2.8	173	1	148	93	18	69	805	9.0	



#20 DAYVION MCKNIGHT

SOPHOMORE | GUARD | 6-1 | 195 | 1L
 SHELBYVILLE, KY. (COLLINS HS)
 Years at WKU: 2 | Years in college : 2 | Eligibility remaining: 4

Opp.	GS	Min	FG	A	Pct	3FG	A	Pct	FT	A	Pct	O	D	T	PF	FO	A	TO	B	S	Pts
ALABAMA STATE	*	40	6	12	.500	1	1	1.000	6	9	.667	1	4	5	0	0	6	5	0	2	19
vs. Minnesota	*	39	10	16	.625	1	2	.500	13	14	.929	2	7	9	1	0	4	0	0	4	34
vs. South Carolina	*	35	4	13	.308	0	1	.000	3	3	1.000	2	4	6	2	0	5	7	0	4	11
at Memphis	*	38	4	8	.500	0	0	.000	3	7	.429	5	3	8	1	0	4	10	0	5	11
ALABAMA A&M	*	34	2	4	.500	0	0	.000	0	0	.000	2	5	7	2	0	5	3	0	0	4
UT MARTIN	*	37	6	10	.600	1	1	1.000	3	3	1.000	0	5	5	3	0	6	6	0	1	16
RHODES COLLEGE	*	22	1	4	.250	0	2	.000	0	0	.000	1	7	8	1	0	10	3	0	1	2
EKU	*	38	8	11	.727	0	0	.000	6	8	.750	0	5	5	3	0	3	2	0	0	22
BUFFALO	*	39	9	15	.600	0	0	.000	0	0	.000	2	1	3	1	0	4	4	0	2	18
vs. Ole Miss	*	34	4	8	.500	0	2	.000	0	1	.000	0	8	8	2	0	11	4	0	4	8
CENTRE	*	26	5	7	.714	1	1	1.000	0	0	.000	1	9	10	0	0	10	0	0	2	11
LOUISVILLE	*	36	3	9	.333	0	1	.000	7	8	.875	0	5	5	3	0	9	3	0	0	13
at Kentucky	*	38	2	14	.143	0	0	.000	2	2	1.000	4	4	8	1	0	4	5	0	3	6
at Louisiana Tech*	*	33	8	18	.444	2	3	.666	2	2	1.000	1	5	6	3	0	4	1	0	0	20
FIU*	*	35	3	7	.429	0	1	.000	7	9	.778	2	2	4	3	0	8	5	0	1	13
RICE*	*	40	6	14	.429	0	3	.000	1	2	.500	1	4	5	3	0	12	2	0	2	13
NORTH TEXAS*	*	39	11	18	.611	0	1	.000	1	2	.500	3	2	5	2	0	5	2	0	3	23
at FAU*	*	35	7	14	.500	0	1	.000	8	12	.667	1	8	9	1	0	5	4	0	0	22
at FIU*	*	38	7	14	.500	0	1	.000	5	6	.833	0	4	4	3	0	6	3	0	2	19
UAB*	*	32	3	11	.273	0	1	.000	3	4	.750	1	4	5	0	0	3	2	0	0	9
MIDDLE TENN.*	*	37	9	18	.500	1	1	1.000	5	5	1.000	3	2	5	2	0	10	2	0	3	24
at Charlotte*	*	36	6	9	.667	0	0	.000	2	2	1.000	1	4	5	1	0	5	1	0	2	14
at Old Dominion*	*	32	6	11	.545	1	2	.500	2	2	1.000	1	1	2	0	0	6	4	0	4	15
FAU*	*	40	7	16	.438	1	2	.500	3	4	.750	0	2	2	1	0	4	4	0	4	18
at UTSA*																					
at Southern Miss*																					
CHARLOTTE*																					
OLD DOMINION*																					
at Middle Tenn.*																					
at Marshall*																					
MARSHALL*																					

SEASON/CAREER HIGHS AT WKU

POINTS
 Season 34, vs. Minnesota, 11/12/21
 Career Same

REBOUNDS
 Season 10, vs. Centre College, 12/14/21
 Career Same

FIELD GOALS
 Season 11, vs. North Texas, 01/15/22
 Career Same

FIELD GOALS ATTEMPTED
 Season 18, 3x, last vs. Middle Tenn., 01/29/22
 Career Same

THREE-POINT FIELD GOALS
 Season 2, at Louisiana Tech, 01/01/22
 Career 2, 2x, last at Louisiana Tech, 01/01/22

THREE-POINT FIELD GOALS ATTEMPTED
 Season 3, 2x, last vs. Rice, 01/13/22
 Career 3, 3x, last vs. Rice, 01/13/22

FREE THROWS
 Season 13, vs. Minnesota, 11/12/21
 Career Same

FREE THROWS ATTEMPTED
 Season 14, vs. Minnesota, 11/12/21
 Career Same

ASSISTS
 Season 12, vs. Rice, 01/13/22
 Career Same

BLOCKED SHOTS
 Season 0
 Career 2, vs. UAB, 03/12/21

STEALS
 Season 5, at Memphis, 11/19/21
 Career Same

MINUTES PLAYED
 Season 40, 3x, last vs. Florida Atlantic, 02/10/22
 Career Same

QUICK-HITTERS

- Tallied 13 points and a career-high 12 assists against Rice on Dec. 13
- Recorded first career triple-double with 11 points, 10 rebounds and 10 assists in just 26 minutes against Centre College on Dec. 14
- Filled stat sheet with eight points, 11 assists, eight rebounds and four steals vs. Ole Miss
- Named C-USA Player of the Week on Nov. 15
- Had career-high 34 points, nine rebounds, four steals, four assists vs. Minnesota on Nov. 12
- Named to C-USA All-Tournament Team
- Named to Conference USA All-Freshman Team
- Made his first career start vs. LA Tech on 1/8/21
- Scored 21 points with four rebounds, three steals and three assists in college debut against Northern Iowa on Nov. 25, 2020
- Named 2020 Kentucky Mr. Basketball after standout senior season at Collins High School
- Averaged 20 points and 8.1 rebounds per game while leading the Titans to 27-7 record and 8th Region championship
- Finished high school career as Collins' all-time leader in points (1,897), rebounds (1,040), assists (600) and steals (329)
- Averaged 17 points and 10.4 rebounds as a junior and chosen as second team all-state pick
- Majoring in Sport Management

CAREER STATISTICS

Year	GP	GS	Min	Avg	FG	FGA	Pct	3FG	FGA	Pct	FT	FTA	Pct	Off	Def	Tot	Avg	PF	FO	Ast	TO	Blk	Stl	Pts	Avg
2020-21	29	17	713	24.6	57	150	.380	4	22	.182	49	60	.817	22	82	104	3.6	61	0	111	61	7	28	167	5.8
2021-22	24	24	850	35.4	137	281	.488	9	27	.333	82	105	.781	33	105	138	5.8	38	0	149	82	0	49	365	15.2
TOTAL	53	41	1,562	29.5	194	431	.450	13	49	.265	131	165	.794	55	187	242	4.6	99	0	260	143	7	77	532	10.0



#32 BAILEY CONRAD
SOPHOMORE | FORWARD | 6-7 | 220 | 1L
CORYDON, IND. (CHRISTIAN ACAD. OF INDIANA)
Years at WKU: 2 | Years in college: 2 | Eligibility remaining: 4

Opp.	GS	Min	FG	A	Pct	3FG	A	Pct	FT	A	Pct	O	D	T	PF	FO	A	TO	B	S	Pts	
ALABAMA STATE	DNP																					
vs. Minnesota	DNP																					
vs. South Carolina	DNP																					
at Memphis	DNP																					
ALABAMA A&M	2	0	0	.000	0	0	.000	0	1	.000	0	1	1	0	0	0	1	0	0	0	0	0
UT MARTIN	DNP																					
RHODES COLLEGE	15	1	6	.167	0	5	.000	0	0	.000	0	3	3	1	0	0	0	0	0	1	2	
EKU	DNP																					
BUFFALO	DNP																					
vs. Ole Miss	1	0	0	.000	0	0	.000	0	0	.000	0	0	0	0	0	0	0	0	0	0	0	0
CENTRE	3	0	1	.000	0	0	.000	0	0	.000	0	0	0	0	0	0	0	0	0	0	0	0
LOUISVILLE	DNP																					
at Kentucky	2	0	0	.000	0	0	.000	0	0	.000	0	0	0	0	0	0	0	0	0	0	0	0
at Louisiana Tech*	DNP																					
FIU*	DNP																					
RICE*	DNP																					
NORTH TEXAS*	DNP																					
at FAU*	DNP																					
at FIU*	DNP																					
UAB*	DNP																					
MIDDLE TENN.*	DNP																					
at Charlotte*	1	0	0	.000	0	0	.000	0	0	.000	0	0	0	0	0	0	0	0	0	0	0	0
at Old Dominion*	1	0	0	.000	0	0	.000	0	0	.000	0	0	0	0	0	0	0	0	0	0	0	0
FAU*	DNP																					
at UTSA*																						
at Southern Miss*																						
CHARLOTTE*																						
OLD DOMINION*																						
at Middle Tenn.*																						
at Marshall*																						
MARSHALL*																						

SEASON/CAREER HIGHS AT WKU

POINTS
 Season 2, vs. Rhodes College, 11/30/21
 Career Same

REBOUNDS
 Season 3, vs. Rhodes College, 11/30/21
 Career Same

FIELD GOALS
 Season 1, vs. Rhodes College, 11/30/21
 Career Same

FIELD GOALS ATTEMPTED
 Season 6, vs. Rhodes College, 11/30/21
 Career Same

THREE-POINT FIELD GOALS
 Season 0
 Career Same

THREE-POINT FIELD GOALS ATTEMPTED
 Season 5, vs. Rhodes College, 11/30/21
 Career Same

FREE THROWS
 Season 0
 Career Same

FREE THROWS ATTEMPTED
 Season 0
 Career Same

ASSISTS
 Season 0
 Career Same

BLOCKED SHOTS
 Season 0
 Career Same

STEALS
 Season 1, vs. Rhodes College, 11/30/21
 Career 1, 2x, last vs. Rhodes College, 11/30/21


MINUTES PLAYED
 Season 15, vs. Rhodes College, 11/30/21
 Career Same

QUICK-HITTERS

- Scored his first career basket with three rebounds in 15 minutes against Rhodes College on Nov. 30
- Played two minutes and grabbed a rebound against Alabama A&M on Nov. 24
- Made his college debut against Mississippi Valley State on 12/6/20 and grabbed one steal
- Averaged 18.3 points, 9.6 rebounds, 3.5 assists and 2.2 blocks as a senior at Christian Academy of Indiana
- Shot 50.4 percent from the field, 47 percent from 3 and 70 percent from the free-throw line
- Competed in two regionals and was a two-time All-Sectional Team member
- Named Courier Journal Player of the Year finalist, IBCA Small School All-State and IBCA Academic All-State Honorable Mention
- Scored more than 1,000 points in his career
- Named to the IBCA Top 100 as a junior and received invite to the NCAA Basketball Academy
- Major is currently undeclared

CAREER STATISTICS

Year	GP	GS	Min	Avg	FG	FGA	Pct	3FG	FGA	Pct	FT	FTA	Pct	Off	Def	Tot	Avg	PF	FO	Ast	TO	Blk	Stl	Pts	Avg
2020-21	5	0	5	1.0	0	0	.000	0	0	.000	0	0	.000	0	0	0	0.0	1	0	0	0	0	1	0	0.0
2021-22	7	0	25	3.6	1	7	.143	0	5	.000	0	1	.000	0	4	4	0.6	1	0	0	1	0	1	2	0.3
TOTAL	12	0	30	2.5	1	7	.143	0	5	.000	0	1	.000	0	4	4	0.3	2	0	0	1	0	2	2	0.2



#33 JAMARION SHARP
JUNIOR | CENTER | 7-5 | 235 | TR
HOPKINSVILLE, KY. (JOHN A. LOGAN COLLEGE)
Years at WKU: 1 | Years in college: 3 | Eligibility remaining: 3

Opp.	GS	Min	FG	A	Pct	3FG	A	Pct	FT	A	Pct	O	D	T	PF	FO	A	TO	B	S	Pts
ALABAMA STATE		13	2	6	.333	0	0	.000	0	3	.000	4	4	8	2	0	1	0	2	0	4
vs. Minnesota		21	2	3	.667	0	0	.000	0	0	.000	1	5	6	2	0	0	1	2	1	4
vs. South Carolina		17	1	2	.500	0	0	.000	0	1	.000	1	1	2	1	0	0	1	1	1	2
at Memphis		28	3	6	.500	0	0	.000	0	2	.000	5	2	7	4	0	0	1	5	4	6
ALABAMA A&M	*	27	5	5	1.000	0	0	.000	0	1	.000	1	11	12	2	0	0	4	10	0	10
UT MARTIN	*	29	3	4	.750	0	0	.000	0	0	.000	3	6	9	1	0	0	1	6	0	6
RHODES COLLEGE	*	17	2	3	.667	0	0	.000	0	0	.000	0	5	5	0	0	0	1	7	1	4
EKU	*	33	7	7	1.000	0	0	.000	3	5	.000	4	10	14	0	0	1	1	4	0	17
BUFFALO	*	33	4	7	.571	0	0	.000	1	2	.500	1	7	8	1	0	0	1	5	0	9
vs. Ole Miss	*	30	8	10	.800	0	0	.000	0	0	.000	0	9	9	1	0	0	0	6	0	16
CENTRE	*	20	2	4	.500	0	0	.000	2	2	1.000	1	5	6	0	0	0	1	6	0	6
LOUISVILLE	*	36	6	8	.750	0	0	.000	2	2	1.000	1	7	8	2	0	0	2	4	1	14
at Kentucky	*	25	3	4	.750	0	0	.000	2	3	.667	3	3	6	2	0	0	0	7	0	8
at Louisiana Tech*	*	39	1	3	.333	0	0	.000	0	2	.000	1	6	7	4	0	1	1	4	0	4
FIU*	*	26	7	7	1.000	0	0	.000	0	0	.000	2	6	8	1	0	1	1	3	0	14
RICE*	*	30	6	7	.857	0	0	.000	0	1	.000	1	4	5	1	0	1	1	2	3	12
NORTH TEXAS*	*	33	4	4	1.000	0	0	.000	5	6	.833	2	5	7	3	0	0	2	5	0	13
at FAU*	*	28	0	4	.000	0	0	.000	0	0	.000	0	5	5	4	0	0	2	3	0	0
at FIU*	*	31	5	5	1.000	0	0	.000	1	1	1.000	2	4	6	2	0	0	1	1	1	11
UAB*	*	38	5	9	.556	0	0	.000	1	2	.500	1	5	6	3	0	0	0	6	1	11
MIDDLE TENN.*	*	23	2	3	.667	0	0	.000	0	2	.000	1	3	4	0	0	0	0	3	1	4
at Charlotte*	*	14	1	1	1.000	0	0	.000	0	0	.000	0	1	1	4	0	0	2	4	0	2
at Old Dominion*	*	32	5	5	1.000	0	0	.000	1	4	.250	1	1	2	2	0	2	1	5	1	11
FAU*	*	37	7	7	1.000	0	0	.000	1	2	.500	2	7	9	3	0	1	0	7	1	15
at UTSA*																					
at Southern Miss*																					
CHARLOTTE*																					
OLD DOMINION*																					
at Middle Tenn.*																					
at Marshall*																					
MARSHALL*																					

SEASON/CAREER HIGHS AT WKU

POINTS
 Season 17, vs. Eastern Kentucky, 12/04/21
 Career Same

REBOUNDS
 Season 14, vs. Eastern Kentucky, 12/04/21
 Career Same

FIELD GOALS
 Season 8, vs. Ole Miss, 12/11/21
 Career Same

FIELD GOALS ATTEMPTED
 Season 10, vs. Ole Miss, 12/11/21
 Career Same

THREE-POINT FIELD GOALS
 Season 0
 Career Same

THREE-POINT FIELD GOALS ATTEMPTED
 Season 0
 Career Same

FREE THROWS
 Season 5, vs. North Texas, 01/15/22
 Career Same

FREE THROWS ATTEMPTED
 Season 6, vs. North Texas, 01/15/22
 Career Same

ASSISTS
 Season 2, at Old Dominion, 02/05/22
 Career Same

BLOCKED SHOTS
 Season 10, vs. Alabama A&M, 11/24/21
 Career Same

STEALS
 Season 4, at Memphis, 11/19/21
 Career Same


MINUTES PLAYED
 Season 39, at Louisiana Tech, 01/01/22
 Career Same

QUICK-HITTERS

- Notched a double-double of 17 points and 14 rebounds, shooting a perfect 7 of 7 against Eastern Kentucky on Dec. 4
- Recorded third triple-double in program history with 10 points, 12 rebounds and 10 blocks against Alabama A&M on Nov. 24
- Set new WKU single-game record for blocks with 10 against Alabama A&M
- Tallied six points, seven rebounds, five blocks and four steals at No. 11 Memphis on Nov. 19
- On record as the tallest player in D-I basketball this season at 7-foot-5; also the tallest player in Hilltopper Basketball history
- Transferred to WKU in summer 2021 from John A. Logan College
- Averaged 7.7 points, 7.3 rebounds and 5.8 blocks as a sophomore at Logan College
- Averaged 5.5 points, 5.0 rebounds and 3.7 blocks as a freshman, shooting 64.1% from the field
- Helped Logan finish undefeated in conference play for the first time in school history and tally a 28-5 overall record
- Ranked a four-star prospect and the top junior college player in the nation by 247Sports

CAREER STATISTICS

Year	GP	GS	Min	Avg	FG	FGA	Pct	3FG	FGA	Pct	FT	FTA	Pct	Off	Def	Tot	Avg	PF	FO	Ast	TO	Blk	Stl	Pts	Avg
JOHN A. LOGAN COLLEGE																									
2019-20	33	13	N/A	N/A	82	128	.641	0	1	.000	19	50	.380	58	108	166	5.0	68	0	6	20	121	9	183	5.5
2020-21	24	16	N/A	N/A	76	136	.559	1	2	.500	32	55	.582	54	122	176	7.3	53	0	16	41	140	5	185	7.7
WKU																									
2021-22	24	20	660	27.5	91	124	.734	0	0	.000	19	41	.463	38	122	160	6.7	45	0	8	25	108	17	201	8.4
WKU TOTAL	24	20	660	27.5	91	124	.734	0	0	.000	19	41	.463	38	122	160	6.7	45	0	8	25	108	17	201	8.4



#50 ISAAH COZART
JUNIOR | FORWARD | 6-7 | 235 | 2L
RICHMOND, KY. (MADISON CENTRAL HS)
Years at WKU: 3 | Years in college : 3 | Eligibility remaining: 3

Opp.	GS	Min	FG	A	Pct	3FG	A	Pct	FT	A	Pct	O	D	T	PF	FO	A	TO	B	S	Pts	
ALABAMA STATE	DNP																					
vs. Minnesota	DNP																					
vs. South Carolina	DNP																					
at Memphis	DNP																					
ALABAMA A&M	13	4	4	1.000	0	0	.000	1	2	.500	2	3	5	0	0	0	0	1	0		9	
UT MARTIN	2	0	1	.000	0	0	.000	0	0	.000	0	1	1	0	0	0	0	1	0		0	
RHODES COLLEGE	16	2	3	.667	0	0	.000	1	3	.333	2	2	4	0	0	0	0	3	1		5	
EKU	DNP																					
BUFFALO	DNP																					
vs. Ole Miss	1	0	0	.000	0	0	.000	0	0	.000	0	0	0	0	0	0	0	0	0		0	
CENTRE	9	3	3	1.000	0	0	.000	2	2	1.000	1	2	3	0	0	0	0	3	0		8	
LOUISVILLE	4	0	0	.000	0	0	.000	0	0	.000	0	0	0	1	0	0	0	0	0		0	
at Kentucky	DNP																					
at Louisiana Tech*	DNP																					
FIU*	DNP																					
RICE*	DNP																					
NORTH TEXAS*	DNP																					
at FAU*	DNP																					
at FIU*	DNP																					
UAB*	2	0	0	.000	0	0	.000	0	0	.000	0	0	0	0	0	0	0	0	0		0	
MIDDLE TENN.*	3	0	0	.000	0	0	.000	0	0	.000	0	1	1	0	0	0	0	0	1		0	
at Charlotte*	3	0	1	.000	0	0	.000	0	0	.000	0	1	1	0	0	0	0	0	0		0	
at Old Dominion*	5	0	0	.000	0	0	.000	0	0	.000	0	1	1	0	0	0	0	0	0		0	
FAU*	DNP																					
at UTSA*																						
at Southern Miss*																						
CHARLOTTE*																						
OLD DOMINION*																						
at Middle Tenn.*																						
at Marshall*																						
MARSHALL*																						

SEASON/CAREER HIGHS AT WKU


POINTS	Season	9, vs. Alabama A&M, 11/24/21
	Career	Same
REBOUNDS	Season	5, vs. Alabama A&M, 11/24/21
	Career	5, 2x, last vs. Alabama A&M, 11/24/21
FIELD GOALS	Season	4, vs. Alabama A&M, 11/24/21
	Career	Same
FIELD GOALS ATTEMPTED	Season	4, vs. Alabama A&M, 11/24/21
	Career	5, vs. Tennessee Tech, 12/22/20
THREE-POINT FIELD GOALS	Season	0
	Career	Same
THREE-POINT FIELD GOALS ATTEMPTED	Season	0
	Career	Same
FREE THROWS	Season	2, vs. Centre College, 12/14/21
	Career	Same
FREE THROWS ATTEMPTED	Season	3, vs. Rhodes College, 11/30/21
	Career	Same
ASSISTS	Season	1, vs. Rice, 02/13/21
	Career	Same
BLOCKED SHOTS	Season	3, 2x, last vs. Centre College, 12/14/21
	Career	Same
STEALS	Season	1, 3x, last vs. Middle Tenn., 01/29/22
	Career	1, 4x, last vs. Middle Tenn., 01/29/22
MINUTES PLAYED	Season	16, vs. Rhodes College, 11/30/21
	Career	Same

QUICK-HITTERS

- Missed Kentucky game due to COVID-19 protocols
- Scored career-high nine points with five rebounds against Alabama A&M on Nov. 24
- Scored career-high six points on 3-of-3 shooting with four rebounds against FIU on Feb. 28, 2021
- Scored on an alley-oop and grabbed four rebounds in nine minutes against Rhode Island on Dec. 13, 2020
- Scored career-high four points in four minutes against Mississippi Valley State on Dec. 6, 2020
- Made appearances in 19 games for WKU in 2019-20 and averaged 4.7 minutes per contest
- Averaged 0.7 points and 0.9 rebounds per game; had five blocks and two steals
- Scored his first college basket on a jump hook against Tennessee Tech on Nov. 5, 2019
- Averaged 20 points, 12.2 rebounds, 5.8 blocks and one assist per game as senior for Madison Central High School in Richmond, Ky.
- Named Gatorade Kentucky Boys Basketball Player of the Year and a finalist for Kentucky Mr. Basketball
- Finished his prep career with 1,575 points, 1,268 rebounds and a state-record 716 blocked shots

CAREER STATISTICS

Year	GP	GS	Min	Avg	FG	FGA	Pct	3FG	FGA	Pct	FT	FTA	Pct	Off	Def	Tot	Avg	PF	FO	Ast	TO	Blk	Stl	Pts	Avg
2019-20	19	0	89	4.7	7	13	.538	0	0	.000	0	0	.000	5	12	17	0.9	16	0	0	3	5	2	14	0.7
2020-21	11	0	66	6.0	9	14	.643	0	0	.000	0	0	.000	8	14	22	2.0	9	0	1	3	5	1	18	1.6
2021-22	10	0	58	5.8	9	12	.750	0	0	.000	4	7	.571	5	11	16	1.6	1	0	0	0	8	2	22	2.2
TOTAL	40	0	212	5.3	25	39	.641	0	0	.000	4	7	.571	18	37	55	1.4	26	0	1	6	18	5	54	1.4



#55 CAMRON JUSTICE

GRADUATE SENIOR | GUARD | 6-3 | 185 | 1L
HINDMAN, KY. (IUPUI)
Years at WKU: 3 | Years in college: 6 | Eligibility remaining: 1

Opp.	GS	Min	FG	A	Pct	3FG	A	Pct	FT	A	Pct	O	D	T	PF	FO	A	TO	B	S	Pts	
ALABAMA STATE		DNP																				
vs. Minnesota		DNP																				
vs. South Carolina		17	1	6	.167	1	5	.200	0	1	.000	0	0	0	0	0	0	2	0	1	3	
at Memphis		29	7	13	.538	4	8	.500	0	0	.000	1	2	3	1	0	3	3	1	2	18	
ALABAMA A&M		18	3	7	.429	3	7	.429	0	0	.000	0	2	2	0	0	4	1	0	1	9	
UT MARTIN		26	6	12	.500	2	6	.333	3	3	1.000	0	2	2	0	0	4	0	0	1	17	
RHODES COLLEGE	*	20	3	6	.500	1	2	.500	4	6	.667	0	2	2	1	0	3	2	0	5	11	
EKU	*	36	5	14	.357	1	6	.167	7	8	.875	0	3	3	2	0	6	3	0	0	18	
BUFFALO	*	38	4	12	.333	1	6	.167	5	7	.714	0	3	3	3	0	0	2	0	3	14	
vs. Ole Miss	*	32	3	10	.300	1	5	.200	0	0	.000	0	3	3	0	0	2	3	0	0	7	
CENTRE	*	23	4	9	.444	2	6	.333	0	0	.000	0	0	0	1	0	6	1	0	3	10	
LOUISVILLE	*	33	7	12	.583	5	7	.714	6	6	1.000	0	3	3	2	0	3	2	0	2	25	
at Kentucky	*	33	5	17	.294	1	7	.143	2	2	1.000	0	3	3	2	0	0	0	0	2	13	
at Louisiana Tech*	*	39	8	12	.750	5	7	.714	1	3	.333	1	4	5	3	0	1	4	0	2	22	
FIU*	*	38	5	11	.455	3	8	.375	2	2	1.000	0	3	3	1	0	5	3	0	1	15	
RICE*	*	35	4	12	.333	4	8	.500	0	0	.000	0	5	5	2	0	6	2	0	1	12	
NORTH TEXAS*	*	31	3	11	.273	1	5	.200	2	2	1.000	0	2	2	3	0	1	4	1	1	9	
at FAU*	*	35	7	10	.700	2	4	.500	2	2	1.000	0	3	3	0	0	5	3	0	1	18	
at FIU*	*	33	3	8	.375	2	5	.400	1	1	1.000	1	3	4	1	0	2	3	0	1	9	
UAB*	*	33	3	7	.429	1	5	.200	3	3	1.000	0	3	3	1	0	5	6	0	1	10	
MIDDLE TENN.*	*	32	4	5	.800	3	3	1.000	2	5	.400	0	1	1	5	1	0	2	0	0	13	
at Charlotte*	*	37	8	14	.571	3	6	.500	3	3	1.000	0	5	5	3	0	2	2	0	0	22	
at Old Dominion*	*	35	6	17	.353	4	12	.333	2	2	1.000	0	7	7	1	0	5	0	0	1	18	
FAU*	*	38	4	12	.333	3	8	.375	8	9	.889	0	5	5	3	0	4	1	0	0	19	
at UTSA*																						
at Southern Miss*																						
CHARLOTTE*																						
OLD DOMINION*																						
at Middle Tenn.*																						
at Marshall*																						
MARSHALL*																						

SEASON/CAREER HIGHS AT WKU

POINTS

Season 25, vs. Louisville, 12/18/21
Career Same

REBOUNDS

Season 7, at Old Dominion, 02/05/22
Career 7, 2x, last at Old Dominion, 02/05/22

FIELD GOALS

Season 8, 2x, last at Charlotte, 02/03/22
Career 8, 3x, last at Charlotte, 02/03/22

FIELD GOALS ATTEMPTED

Season 17, 2x, last at Old Dominion, 02/05/22
Career Same

THREE-POINT FIELD GOALS

Season 5, 2x, last at Louisiana Tech, 01/01/22
Career 6, vs. Fordham, 11/25/19

THREE-POINT FIELD GOALS ATTEMPTED

Season 12, at Old Dominion, 02/05/22
Career Same

FREE THROWS

Season 8, vs. Florida Atlantic, 02/10/22
Career Same

FREE THROWS ATTEMPTED

Season 9, vs. Florida Atlantic, 02/10/22
Career Same

ASSISTS

Season 6, 3x, last vs. Rice, 01/13/22
Career Same

BLOCKED SHOTS

Season 1, 2x, last vs. North Texas, 01/15/22
Career 1, 3x, last vs. North Texas, 01/15/22

STEALS

Season 5, vs. Rhodes College, 11/30/21
Career Same

MINUTES PLAYED

Season 39, at Louisiana Tech, 01/01/22
Career Same

QUICK-HITTERS

- Played a WKU career-high 39 minutes at Louisiana Tech, shooting 5 of 7 from the 3-point line
- Scored career-high 25 points with five 3-pointers against Louisville on Dec. 18
- Played his first game since the 2019-20 season vs. South Carolina in Asheville on Nov. 14, one day after getting married in Pikeville, KY
- Granted an additional year of eligibility by NCAA on Nov. 10 and immediately eligible
- Previously worked as graduate assistant in WKU basketball academics since summer 2021
- Last competed for the Hilltoppers in 2019-20 season cut short by COVID-19 pandemic; averaged 10.1 points and made 48 3-pointers in 2019-20 as a graduate transfer from IUPUI
- Averaged 18.6 points, 3.2 rebounds and 2.9 assists per game as a redshirt junior at IUPUI
- Named both Kentucky Mr. Basketball and Gatorade Player of the Year in 2015
- Finished his prep career ranked third in Kentucky high school history in career points (3,588)

CAREER STATISTICS

Year	GP	GS	Min	Avg	FG	FGA	Pct	3FG	FGA	Pct	FT	FTA	Pct	Off	Def	Tot	Avg	PF	FO	Ast	TO	Blk	Stl	Pts	Avg
VANDERBILT																									
2015-16	27	0	258	9.6	31	75	.413	21	54	.389	5	6	.833	2	25	27	1.0	28	0	9	14	0	9	88	3.3
2016-17	7	0	65	9.3	4	16	.250	1	8	.125	3	6	.500	9	6	6	0.9	5	0	7	4	0	3	12	1.7
IUPUI																									
2017-18	Sat out per NCAA transfer rules																								
2018-19	33	33	1,078	32.7	195	459	.425	90	256	.352	135	158	.854	11	95	106	3.2	72	0	95	84	1	43	615	18.6
WKU																									
2019-20	27	18	744	27.6	87	233	.373	48	146	.329	50	64	.781	4	64	68	2.5	45	1	37	53	1	19	272	10.1
2020-21	Did not play after graduation																								
2021-22	22	18	691	31.4	103	236	.436	53	135	.393	53	65	.815	3	64	67	3.0	35	1	67	49	2	29	312	14.2
TOTAL	116	69	2,838	24.5	420	1019	.412	213	599	.356	246	299	.823	20	254	274	2.4	185	2	215	204	4	103	1,299	11.2

HILLTOPPER IMG SPORTS NETWORK

The Hilltoppers can be heard on the radio on 13 different stations throughout the Commonwealth of Kentucky, which reaches over 1.5 million potential listeners.

- WKLX-FM (100.7) Bowling Green*
 - WIEL-FM (106.1) Elizabethtown
 - WIEL-AM (1400) Elizabethtown
 - WFKN-AM (1220) Franklin
 - WCDS-AM (1230) Glasgow
 - WXAM-AM (1430) Hodgenville
 - WHOP-FM (95.3) Hopkinsville
 - WHOP-AM (1230) Hopkinsville
 - WXVW-FM (96.1) Louisville
 - WXVW-AM (1450) Louisville
 - WTTL-FM (1310) Madisonville
 - WPKY-AM (1580) Princeton
 - WTLO-AM (1480) Somerset
- * denotes flagship station*

GAME-BY-GAME HIGHLIGHTS

NOVEMBER 1, 2021 | WKU 82, CAMPBELLSVILLE 61 (EXH) | BOWLING GREEN, KY.

- Jarius Hamilton led WKU in his Hilltopper debut with 19 points, 14 rebounds and five made 3-pointers
- Dayvion McKnight scored 17 points with four assists
- Jamarion Sharp added 14 points, seven rebounds and three blocks in 17 bench minutes
- WKU outscored Campbellsville 40-20 in the paint and outrebounded the Tigers 50-36

NOVEMBER 5, 2021 | WKU 88, CUMBERLANDS 59 (EXH) | BOWLING GREEN, KY.

- Jarius Hamilton led WKU with 22 points and 11 rebounds, including four 3-pointers
- Dayvion McKnight nearly had a triple-double with 16 points, 11 assists and nine rebounds
- WKU outscored Cumberlands 42-10 in the paint and shot 52.2% from the field
- The Hilltoppers held Cumberlands to 29.2% shooting for the game

NOVEMBER 9, 2021 | WKU 79, ALABAMA STATE 74 | BOWLING GREEN, KY.

- WKU used a late 9-0 run to rally from a deficit as large as 14 in the first half
- Jarius Hamilton led the Hilltoppers with 21 points and three made 3-pointers
- Dayvion McKnight tallied 19 points, six assists and five rebounds
- Josh Anderson had the No. 1 play on SportsCenter with a dunk over Trace Young in the first half

NOVEMBER 12, 2021 | MINNESOTA 73, WKU 69 | ASHEVILLE, N.C.

- Dayvion McKnight had a career-high 34 points, nine rebounds, four steals and four assists
- McKnight scored 28 points in the second half, including 22 in the final 9:30
- WKU rallied from a 16-point deficit in the second half to make it a three-point game with the ball in the final minute
- Minnesota made 12 3-pointers, including five from Jamison Battle

NOVEMBER 14, 2021 | SOUTH CAROLINA 75, WKU 64 | ASHEVILLE, N.C.

- South Carolina outrebounded the Hilltoppers 46-28
- WKU came back to tie the game at 35-all in the second half before the Gamecocks pulled away
- The Hilltoppers forced 24 turnovers and recorded 17 steals, their most in a game in 20 years
- Josh Anderson led WKU with 16 points

NOVEMBER 19, 2021 | NO. 11/16 MEMPHIS 74, WKU 62 | MEMPHIS, TENN.

- WKU led by 10 in the first half and by two in the second half before Memphis pulled away
- Camron Justice scored a team-high 18 points off the bench with four made 3-pointers
- Jalen Duren led Memphis with 22 points, 19 rebounds and five blocks
- The Hilltoppers forced 26 turnovers and recorded 19 steals, their most since 1997

NOVEMBER 24, 2021 | WKU 88, ALABAMA A&M 62 | BOWLING GREEN, KY.

- Jamarion Sharp recorded the third triple-double in program history with 10 points, 12 rebounds and a program-record 10 blocks
- Sherman Brashear led WKU in scoring with 18 points off the bench and four made 3s
- The Hilltoppers shot 56% from the field and tallied 27 assists on 33 made baskets
- WKU outrebounded Alabama A&M 49-31 and tallied 11 blocks

NOVEMBER 27, 2021 | WKU 81, UT MARTIN 66 | BOWLING GREEN, KY.

- Jarius Hamilton led WKU with a double-double with a career-high 24 points and 11 rebounds
- Camron Justice scored 17 points off the bench, along with four assists and no turnovers
- WKU made 16 of 19 free throws, including 9 of 12 in the second half
- The Hilltoppers outrebounded UT Martin 40-30 and outscored them in the paint 38-20

NOVEMBER 30, 2021 | WKU 105, RHODES COLLEGE 35 | BOWLING GREEN, KY.

- WKU recorded the largest margin of victory against a college team in the program's 103-year history
- The Hilltoppers recorded their fewest points allowed in a game since 2001
- WKU shot 56.9% from the field with 27 assists, 16 steals and 11 blocks
- Jarius Hamilton led five Hilltoppers in double figures with 24 points

DECEMBER 4, 2021 | WKU 85, EASTERN KENTUCKY 80 | BOWLING GREEN, KY.

- WKU had all five starters in double figure scoring for the first time since March 7, 2020
- WKU shot 51.8% from the field with a 76.9% mark from the charity stripe
- Jamarion Sharp logged a double-double with 17 points and 14 rebounds, shooting a perfect 7 of 7 from the floor
- Eastern Kentucky broke the E.A. Diddle Arena record for 3-pointers made (18) and 3-pointers attempted (51)

GAME-BY-GAME HIGHLIGHTS (continued)

DECEMBER 8, 2021 | BUFFALO 77, WKU 67 | BOWLING GREEN, KY.

- Buffalo made 13 3-pointers and outrebounded WKU 42-28 with 17 offensive boards
- Dayvion McKnight led WKU with 18 points and four assists
- Jarius Hamilton had 15 points off the bench in his return from a back injury
- The Bulls pulled away in the second half with an 11-0 after the game was tied at 52-all

DECEMBER 11, 2021 | WKU 71, OLE MISS 48 | ATLANTA, GA.

- WKU held Ole Miss to 27.4% shooting while shooting 50.8% from the floor itself
- The Hilltoppers outrebounded the Rebels 42-30 and outscored them in the paint 38-12
- Jamarion Sharp led WKU with 16 points, nine rebounds and six blocks
- Josh Anderson scored 13 points on 3-of-3 shooting from long range in his return from COVID-19 protocols

DECEMBER 14, 2021 | WKU 90, CENTRE COLLEGE 52 | BOWLING GREEN, KY.

- WKU shot 50% from the field while holding Centre College to 28.2%
- The Hilltoppers opened the game on a 37-4 run over the first 14 minutes
- WKU racked up 23 assists with just six turnovers
- Dayvion McKnight recorded his first career triple-double with 11 points, 10 rebounds and 10 assists

DECEMBER 18, 2021 | WKU 82, LOUISVILLE 72 | BOWLING GREEN, KY.

- WKU snapped a nine-game losing streak to Louisville and earned its first win ever over the Cardinals in Diddle Arena
- Camron Justice scored 25 points, including 18 in the first half, with five made 3-pointers
- Dayvion McKnight scored 13 points and handed out nine assists with five rebounds
- The Hilltoppers shot 50% from the field and made 25 of 31 free throws to Louisville's 5 of 7

DECEMBER 22, 2021 | #20/18 KENTUCKY 95, WKU 60 | LEXINGTON, KY.

- The two teams played their first regular season game against each other since 2001
- Oscar Tshiebwe set a new Rupp Arena record with 28 rebounds to go along with 14 points
- Josh Anderson led WKU with 18 points and four steals off the bench
- Kentucky shot 56% from the field and outrebounded the Hilltoppers 50-27

JANUARY 1, 2022 | LOUISIANA TECH 74, WKU 73 | RUSTON, LA.

- WKU shot 59.1% from the arc and 46.4% from the floor
- Louisiana Tech shot 55.9% in the second half, netting eight 3-pointers; Kenneth Lofton Jr. had 22 points and 11 rebounds
- Camron Justice led WKU with 22 points, including five 3-pointers
- The game was WKU's first loss of the season after leading with five minutes to go; Louisiana Tech led for just 26 seconds

JANUARY 8, 2022 | WKU 84, FIU 71 | BOWLING GREEN, KY.

- WKU shot 50% from the field and handed out 18 assists with just 10 turnovers
- Five Hilltoppers scored in double figures, led by Josh Anderson's 16 points off the bench
- Luke Frampton made 5 of 6 3-pointers for 15 points
- Jamarion Sharp was a perfect 7-for-7 from the field for 14 points, eight rebounds and three blocks

JANUARY 13, 2022 | WKU 80, RICE 66 | BOWLING GREEN, KY.

- WKU made 17 of 22 free throws and recorded 21 assists with eight turnovers
- Rice shot 29.7% from the field in the second half and made just 1 of 9 3-pointers after the break
- Jarius Hamilton led all scorers with 22 points and 10 rebounds
- Dayvion McKnight recorded a career-high 12 assists with 13 points

JANUARY 15, 2022 | NORTH TEXAS 65, WKU 60 | BOWLING GREEN, KY.

- WKU made just 2 of 12 3-pointers and didn't hit one until there was 3:10 left in the game
- Dayvion McKnight led the Hilltoppers with 23 points, five rebounds, five assists and three steals
- North Texas hit 10 of 23 3-pointers with 16 assists
- Jamarion Sharp scored 13 points to go along with seven rebounds and five blocks

JANUARY 20, 2022 | FLORIDA ATLANTIC 78, WKU 69 | BOCA RATON, FLA.

- Florida Atlantic went on an 18-4 run to turn a five-point deficit into a nine-point lead in the final minutes
- The Owls dominated in the paint and held Jamarion Sharp scoreless
- Dayvion McKnight led the Hilltoppers with 22 points
- Camron Justice finished with 18 points and five assists

JANUARY 22, 2022 | FIU 86, WKU 83 | MIAMI, FLA.

- WKU trailed by 18 in the first half before coming back to take the lead for the first time with 2:05 to play
- FIU made 16 of 35 3-pointers, including two in the final minute and the winning 3 with 12 seconds left
- Josh Anderson led WKU with 23 points and four steals in 22 minutes off the bench
- Tevin Brewer paced the Panthers with 23 points and eight assists

JANUARY 27, 2022 | UAB 68, WKU 65 | BOWLING GREEN, KY.

- UAB's Jordan Walker made the game-winning 3 with four seconds to play
- WKU trailed for 37-plus minutes but took their first lead with 44 seconds to go
- Josh Anderson led the Hilltoppers with 16 points and six rebounds off the bench

GAME-BY-GAME HIGHLIGHTS (continued)

JANUARY 29, 2022 | MIDDLE TENNESSEE 93, WKU 85 | BOWLING GREEN, KY.

- Middle Tennessee made 15 of 26 3-pointers and 16 of 17 free throws
- Josh Jefferson scored a career-high 31 points with 7 of 9 3-pointers made
- Dayvion McKnight led WKU with 24 points, 10 assists and five rebounds
- The Hilltoppers missed eight free throws despite taking 27

FEBRUARY 3, 2022 | WKU 78, CHARLOTTE 59 | CHARLOTTE, N.C.

- The Hilltoppers never trailed and led by as much as 26 in the second half
- Camron Justice scored a game-high 22 points with three made 3s
- Josh Anderson added 20 points, eight rebounds and five steals
- The Hilltoppers shot 56.4% from the field and held Charlotte to 38.6%

FEBRUARY 5, 2022 | WKU 77, OLD DOMINION 60 | NORFOLK, VA.

- Luke Frampton made four 3s in three minutes in the first half to turn the tide
- The Hilltoppers shot 50% from the field and had 17 assists with just six turnovers
- Camron Justice led WKU with 18 points, seven rebounds and five assists
- Jamarion Sharp broke the WKU single-season block record with five swats

FEBRUARY 10, 2022 | WKU 76, FLORIDA ATLANTIC 69 | BOWLING GREEN, KY.

- The Hilltoppers shot 48% from the field and had four players in double figures
- WKU scored the final 10 points of the first half to surge into the lead
- Camron Justice led WKU with 19 points
- Jamarion Sharp had 15 points, nine rebounds and seven blocks

2021-22 RESULTS

DATE	OPPONENT	SCORE	ATTENDANCE	WKU HIGH POINTS	WKU HIGH REBOUNDS	OPP HIGH POINTS
11/9	ALABAMA STATE	W, 79-74	4,023	J. Hamilton (21)	J. Sharp (8)	Trace Young (23)
11/12	vs. Minnesota	L, 73-69	2,296	D. McKnight (34)	D. McKnight (9)	Jamison Battle (20)
11/14	vs. South Carolina	L, 75-64	2,362	J. Anderson (16)	Butz/Hamilton/McKnight (6)	Carter/Couisnard (16)
11/19	at Memphis	L, 74-62	13,375	C. Justice (18)	D. McKnight (8)	Jalen Duren (22)
11/24	ALABAMA A&M	W, 88-62	3,152	S. Brashear (18)	J. Sharp (12)	Garrett Hicks (21)
11/27	UT MARTIN	W, 81-66	2,927	J. Hamilton (24)	J. Hamilton (11)	Darius Simmons (21)
11/30	RHODES COLLEGE	W, 105-35	2,737	J. Hamilton (24)	D. McKnight (8)	Seth Aeschliman (6)
12/4	EASTERN KENTUCKY	W, 85-80	4,249	D. McKnight (22)	J. Sharp (14)	Cooper Robb (21)
12/8	BUFFALO	L, 77-67	3,689	D. McKnight (18)	J. Sharp (8)	Josh Mballa (19)
12/11	vs. Ole Miss	W, 71-48	6,157	J. Sharp (16)	J. Hamilton (12)	Jarkel Joiner (13)
12/14	CENTRE	W, 90-52	3,240	J. Anderson (18)	J. Hamilton (11)	Smith/Baughman (8)
12/18	LOUISVILLE	W, 82-72	7,053	C. Justice (25)	J. Anderson (10)	Noah Locke (20)
12/22	at Kentucky	L, 95-60	20,221	J. Anderson (18)	D. McKnight (8)	Kellan Grady (23)
1/1	at Louisiana Tech*	L, 74-73	2,348	C. Justice (22)	Hamilton/Sharp (7)	Kenneth Lofton Jr. (22)
1/8	FIU*	W, 84-71	4,411	J. Anderson (16)	J. Sharp (8)	Tevin Brewer (20)
1/13	RICE*	W, 80-66	2,933	J. Hamilton (22)	J. Hamilton (10)	Mylyjael Poteat (15)
1/15	NORTH TEXAS*	L, 65-60	4,012	D. McKnight (23)	Frampton/Sharp (7)	Thomas Bell (17)
1/20	at Florida Atlantic*	L, 78-69	1,305	D. McKnight (22)	D. McKnight (9)	Winchester/Forrest (14)
1/22	at FIU*	L, 86-83	2,712	J. Anderson (23)	J. Sharp (6)	Tevin Brewer (23)
1/27	UAB*	L, 68-65	4,136	J. Anderson (16)	Sharp/Frampton/Anderson (6)	Jordan Walker (21)
1/29	MIDDLE TENNESSEE*	L, 93-85	4,435	D. McKnight (24)	J. Hamilton (7)	Josh Jefferson (31)
2/3	at Charlotte*	W, 78-59	3,024	C. Justice (22)	J. Anderson (8)	Jahmir Young (17)
2/5	at Old Dominion*	W, 77-60	5,914	C. Justice (18)	J. Anderson (8)	C.J. Keyser (19)
2/10	FLORIDA ATLANTIC*	W, 76-79	3,547	C. Justice (19)	Hamilton/Sharp (9)	Michael Forrest (20)
2/12	at UTSA*					
2/14	at Southern Miss*					
2/17	CHARLOTTE*					
2/19	OLD DOMINION*					
2/26	at Middle Tennessee*					
3/2	at Marshall*					
3/5	MARSHALL*					

2021-22 GAME-BY-GAME STARTING LINEUPS

DATE	OPPONENT	G	G	G	G/F	F/C	RECORD*
11/9	ALABAMA STATE	McKnight	Frampton	Anderson	Hamilton	Butz	1-0
11/12	vs. Minnesota	McKnight	Frampton	Anderson	Hamilton	Butz	1-1
11/14	vs. South Carolina	McKnight	Frampton	Anderson	Hamilton	Butz	1-2
11/19	at Memphis	McKnight	Frampton	Anderson	Hamilton	Butz	1-3
11/24	ALABAMA A&M	McKnight	Frampton	Anderson	Hamilton	Sharp	1-0
11/27	UT MARTIN	McKnight	Frampton	Anderson	Hamilton	Sharp	2-0
11/30	RHODES COLLEGE	McKnight	Frampton	Justice	Hamilton	Sharp	1-0
12/4	EASTERN KENTUCKY	McKnight	Frampton	Justice	Brashear	Sharp	1-0
12/8	BUFFALO	McKnight	Frampton	Justice	Brashear	Sharp	1-1
12/11	vs. Ole Miss	McKnight	Frampton	Justice	Hamilton	Sharp	2-0
12/14	CENTRE COLLEGE	McKnight	Frampton	Justice	Hamilton	Sharp	3-0
12/18	LOUISVILLE	McKnight	Frampton	Justice	Hamilton	Sharp	4-0
12/22	at Kentucky	McKnight	Frampton	Justice	Hamilton	Sharp	4-1
1/1	at Louisiana Tech*	McKnight	Frampton	Justice	Hamilton	Sharp	4-2
1/8	FIU*	McKnight	Frampton	Justice	Hamilton	Sharp	5-2
1/13	RICE*	McKnight	Frampton	Justice	Hamilton	Sharp	6-2
1/15	NORTH TEXAS*	McKnight	Frampton	Justice	Hamilton	Sharp	6-3
1/20	at Florida Atlantic*	McKnight	Frampton	Justice	Hamilton	Sharp	6-4
1/22	at FIU*	McKnight	Frampton	Justice	Hamilton	Sharp	6-5
1/27	UAB*	McKnight	Frampton	Justice	Hamilton	Sharp	6-6
1/29	MIDDLE TENNESSEE*	McKnight	Frampton	Justice	Hamilton	Sharp	6-7
2/3	at Charlotte*	McKnight	Frampton	Justice	Hamilton	Sharp	7-7
2/5	at Old Dominion*	McKnight	Frampton	Justice	Hamilton	Sharp	8-7
2/10	FLORIDA ATLANTIC	McKnight	Frampton	Justice	Hamilton	Sharp	9-7
2/12	at UTSA*						
2/14	at Southern Miss*						
2/17	CHARLOTTE*						
2/19	OLD DOMINION*						
2/26	at Middle Tennessee*						
3/2	at Marshall*						
3/5	MARSHALL*						

(*) running count of WKU's record with listed lineup

2021-22 GAME-BY-GAME COMPARISON

DATE	OPPONENT	FGM-A/%	3FG-A/%	FTM-A/%	OR-DR-TOT	PF	AST	TO	BK	STL	PTS
11/9	WKU	28-64/.438	6-19/.316	17-30/.567	14-23-27	13	13	17	4	9	79
	ALABAMA STATE	28-58/.483	9-22/.409	9-11/.818	8-29-37	27	14	23	5	5	74
11/12	WKU	24-56/.429	5-19/.263	16-20/.800	6-28-34	16	9	10	3	8	69
	vs. Minnesota	24-59/.407	12-31/.387	13-18/.722	9-30-39	15	11	12	1	7	73
11/24	WKU	23-60/.383	6-24/.250	12-19/.632	10-18-28	15	12	18	3	17	64
	vs. South Carolina	26-57/.456	9-27/.333	14-18/.778	13-33-46	16	15	24	5	12	75
11/19	WKU	24-61/.393	9-26/.346	5-13/.385	14-16-30	20	13	25	7	19	62
	at Memphis	28-60/.457	2-16/.125	16-22/.727	16-28-44	17	15	26	6	15	74
11/24	WKU	33-59/.559	12-25/.460	10-14/.714	13-36-49	10	27	20	11	5	88
	ALABAMA A&M	25-75/.333	6-22/.273	6-7/.857	15-16-31	16	10	11	4	12	62
11/27	WKU	29-57/.509	7-19/.368	16-19/.842	8-32-40	10	15	14	8	3	81
	UT MARTIN	26-66/.394	13-32/.406	1-1/1.000	8-22-30	22	15	11	2	4	66
11/30	WKU	41-72/.569	12-33/.364	11-19/.579	10-40-50	13	27	11	11	16	105
	RHODES COLLEGE	15-64/.234	3-32/.094	2-5/.400	11-24-35	17	6	24	0	4	35
12/4	WKU	29-56/.528	7-21/.333	20-36/.769	8-30-38	9	13	12	5	12	85
	EASTERN KENTUCKY	29-71/.408	18-51/.353	4-7/.571	14-23-37	22	20	13	1	7	80
12/8	WKU	28-60/.467	3-17/.176	8-11/.727	7-21-28	9	9	12	5	7	67
	BUFFALO	31-68/.456	13-33/.394	2-4/.500	17-25-42	14	16	16	3	6	77
12/11	WKU	30-59/.508	7-19/.368	4-5/.800	7-35-42	9	22	12	8	7	71
	vs. Ole Miss	17-62/.274	7-27/.259	7-9/.778	10-20-30	9	11	10	1	5	48
12/14	WKU	38-76/.500	7-30/.233	7-8/.875	5-42-47	11	23	6	10	11	90
	CENTRE	20-71/.282	11-42/.262	1-5/.200	11-33-44	11	12	18	1	5	52
12/18	WKU	24-48/.500	9-18/.500	25-31/.806	5-32-37	10	16	14	4	7	82
	LOUISVILLE	27-64/.422	13-36/.361	5-7/.714	6-22-28	21	17	10	1	6	72
12/22	WKU	21-64/.328	3-20/.150	15-19/.789	10-17-27	15	5	12	7	12	60
	at Kentucky	38-68/.559	9-20/.450	10-13/.769	16-34-50	17	27	16	4	5	95
1/1	WKU	26-56/.464	13-22/.591	8-12/.667	6-29-35	21	14	16	5	3	73
	at Louisiana Tech*	24-62/.387	11-30/.367	15-20/.750	13-26-39	17	18	11	2	6	74
1/8	WKU	30-60/.500	10-23/.435	14-19/.737	11-23-34	9	18	10	5	9	84
	FIU*	29-64/.453	9-29/.310	4-7/.571	13-22-35	13	17	16	3	5	71
1/13	WKU	28-57/.491	7-20/.350	17-22/.773	5-33-38	13	21	8	6	10	80
	RICE*	25-60/.417	8-27/.296	8-11/.727	5-28-33	16	16	11	2	5	66
1/15	WKU	23-49/.469	2-12/.167	12-18/.667	9-24-33	17	9	15	6	6	60
	NORTH TEXAS*	23-53/.434	10-23/.435	9-15/.600	9-22-31	17	16	13	2	9	65
1/20	WKU	25-53/.472	7-16/.438	12-18/.667	7-27-34	10	15	15	4	7	69
	at Florida Atlantic*	33-71/.465	11-33/.333	1-3/.333	13-23-36	15	22	10	3	9	78
1/22	WKU	27-55/.491	8-21/.381	21-26/.808	8-18-26	8	13	12	2	10	83
	at FIU*	30-62/.484	16-35.457	10-13/.769	14-25-39	17	19	16	1	7	86
1/27	WKU	25-58/.431	4-17/.235	11-17/.647	8-27-35	8	11	15	7	3	65
	UAB*	27-63/.429	7-17/.412	7-9/.778	8-28-36	17	13	11	4	8	68
1/29	WKU	28-61/.459	10-24/.417	19-27/.704	12-17-29	14	13	12	3	13	85
	MIDDLE TENNESSEE*	31-54/.574	15-26/.577	16-17/.941	7-26-33	21	20	16	6	6	93
2/3	WKU	31-55/.564	9-18/.500	7-10/.700	2-27-29	13	13	8	6	7	78
	at Charlotte*	22-57/.386	6-23/.261	9-11/.818	9-24-33	9	16	13	5	3	59
2/5	WKU	28-56/.500	12-29/.414	9-12/.750	5-27-32	6	17	6	5	6	77
	at Old Dominion*	26-62/.419	6-21/.286	2-5/.400	11-25-36	13	15	10	1	3	60
2/10	WKU	27-56/.482	6-19/.316	16-19/.842	9-28-37	12	13	11	8	7	76
	FLORIDA ATLANTIC*	25-62/.403	10-31/.323	9-13/.692	12-21-33	18	13	16	3	8	69
2/12	WKU										
	at UTSA*										
2/14	WKU										
	at Southern Miss										
2/17	WKU										
	CHARLOTTE*										
2/19	WKU										
	OLD DOMINION*										
2/26	WKU										
	at Middle Tennessee*										
3/2	WKU										
	at Marshall*										
3/5	WKU										
	MARSHALL										

2021-22 SPECIALTY STATS (LISTED: WKU-OPPONENT)

DATE	OPPONENT	IN PAINT	OFF TO	SECOND CHANCE	FAST BREAK	BENCH	LARGEST LEAD	LARGEST DEFICIT	LEAD CHANGES	TIES
11/9	ALABAMA STATE	38-26	25-15	16-7	16-9	10-31	7	14	3	4
11/12	vs. Minnesota	34-10	11-13	6-7	5-1	7-0	None	16	0	1
11/14	vs. South Carolina	28-34	23-23	5-11	20-20	5-26	3	15	3	4
11/19	at Memphis	24-48	25-27	7-20	15-12	24-23	10	12	6	5
11/24	ALABAMA A&M	38-30	11-16	9-14	26-10	36-15	26	2	1	1
11/27	UT MARTIN	38-20	18-20	12-7	7-7	17-24	15	8	10	3
11/30	RHODES COLLEGE	58-18	30-2	16-9	36-5	46-28	70	None	0	0
12/4	EASTERN KENTUCKY	36-20	14-17	7-6	19-10	2-18	8	7	13	10
12/8	BUFFALO	44-32	13-12	4-13	17-9	17-11	8	12	6	5
12/11	vs. Ole Miss	38-12	11-4	8-11	7-5	15-19	25	None	0	2
12/14	CENTRE COLLEGE	48-16	24-2	4-3	30-7	37-25	46	None	0	0
12/18	LOUISVILLE	26-22	14-21	3-6	13-12	13-31	15	None	0	0
12/22	at Kentucky	32-44	17-14	12-16	10-16	22-27	1	35	4	1
1/1	at Louisiana Tech*	18-22	7-20	6-11	3-11	18-3	17	3	2	3
1/8	FIU*	34-34	24-7	19-12	14-0	20-21	17	5	3	1
1/13	RICE*	32-30	10-11	4-6	10-2	19-23	17	13	3	2
1/15	NORTH TEXAS*	26-26	12-13	12-13	5-2	2-21	4	14	5	4
1/20	at Florida Atlantic*	26-38	11-20	1-14	4-4	12-13	6	9	7	8
1/22	at FIU*	34-24	20-18	13-21	8-9	29-38	1	18	4	2
1/27	UAB*	42-30	8-9	7-12	15-8	16-17	1	11	2	3
1/29	MIDDLE TENNESSEE*	34-28	16-13	12-10	14-4	17-23	2	14	8	1
2/3	at Charlotte*	38-28	19-10	3-8	7-2	20-19	26	None	0	0
2/5	at Old Dominion*	24-30	11-4	5-6	9-3	10-0	20	7	1	1
2/10	FLORIDA ATLANTIC*	30-22	11-7	9-13	10-4	9-17	11	7	2	2
2/12	at UTSA*									
2/14	at Southern Miss*									
2/17	CHARLOTTE*									
2/19	OLD DOMINION*									
2/26	at Middle Tennessee*									
3/2	at Marshall*									
3/5	MARSHALL*									

2021-22 TEAM SUPERLATIVES

WKU	HIGHS	LOWS
Points	105 (vs. Rhodes College, 11/30)	60 (2 times)
First-half points	51 (vs. Rhodes College, 11/30)	23 (vs. Minnesota, 11/12)
Second-half points	54 (vs. Rhodes College, 11/30)	24 (at Memphis, 11/19)
Overtime points		
Winning margin	70 (vs. Rhodes College, 11/30)	5 (2 times)
Field goals	41 (vs. Rhodes College, 11/30)	21 (at Kentucky, 12/22)
Field goals attempted	76 (vs. Centre College, 12/14)	48 (vs. Louisville, 12/18)
Field goal percentage	.569 (vs. Rhodes College, 11/30)	.328 (at Kentucky, 12/22)
3-point field goals	13 (at Louisiana Tech, 1/1)	2 (vs. North Texas, 01/15)
3-point field goals attempted	33 (vs. Rhodes College, 11/30)	12 (vs. North Texas, 01/15)
3-point field goal percentage	.591 (at Louisiana Tech, 1/1)	.150 (at Kentucky, 12/22)
Free throws	25 (vs. Louisville, 12/18)	4 (vs. Ole Miss, 12/11)
Free throws attempted	31 (vs. Louisville, 12/18)	5 (vs. Ole Miss, 12/11)
Free throw percentage	.842 (vs. UT Martin, 11/27)	.385 (at Memphis, 11/19)
Rebounds	50 (vs. Rhodes College, 11/30)	26 (at FIU, 01/22)
Offensive rebounds	14 (2 times)	2 (at Charlotte, 02/03)
Defensive rebounds	42 (vs. Centre College, 12/14)	16 (at Memphis, 11/19)
Personal fouls	21 (at Louisiana Tech, 1/1)	6 (at Old Dominion, 02/05)
Assists	27 (2 times)	5 (at Kentucky, 12/22)
Turnovers	25 (at Memphis, 11/19)	6 (2 times)
Blocked shots	11 (2 times)	2 (at FIU, 01/22)
Steals	19 (at Memphis, 11/19)	3 (3 times)

OPPONENTS	HIGHS	LOWS
Points	95 (at Kentucky, 12/22)	35 (vs. Rhodes College, 11/30)
First-half points	42 (2 times)	15 (vs. Rhodes College, 11/30)
Second-half points	58 (at Kentucky, 12/22)	20 (vs. Rhodes College, 11/30)
Overtime points		
Winning margin	35 (at Kentucky, 12/22)	3 (3 times)
Field goals	38 (at Kentucky, 12/22)	15 (vs. Rhodes College, 11/30)
Field goals attempted	75 (vs. Alabama A&M, 11/24)	53 (vs. North Texas, 01/15)
Field goal percentage	.574 (vs. Middle Tennessee, 01/29)	.234 (vs. Rhodes College, 11/30)
3-point field goals	18 (vs. Eastern Kentucky, 12/4)	2 (at Memphis, 11/19)
3-point field goals attempted	51 (vs. Eastern Kentucky, 12/4)	16 (at Memphis, 11/19)
3-point field goal percentage	.577 (vs. Middle Tennessee, 01/29)	.094 (vs. Rhodes College, 11/30)
Free throws	16 (2 times)	1 (3 times)
Free throws attempted	22 (at Memphis, 11/19)	1 (vs. UT Martin, 11/27)
Free throw percentage	1.000 (vs. UT Martin, 11/27)	.200 (vs. Centre College, 12/14)
Rebounds	50 (at Kentucky, 12/22)	28 (vs. Louisville, 12/18)
Offensive rebounds	17 (vs. Buffalo, 12/8)	5 (vs. Rice, 01/13)
Defensive rebounds	34 (at Kentucky, 12/22)	16 (vs. Alabama A&M, 11/24)
Personal fouls	27 (vs. Alabama State, 11/9)	9 (2 times)
Assists	27 (at Kentucky, 12/22)	6 (vs. Rhodes College, 11/30)
Turnovers	26 (at Memphis, 11/19)	10 (4 times)
Blocked shots	6 (2 times)	0 (vs. Rhodes College, 11/30)
Steals	15 (at Memphis, 11/19)	3 (2 times)

2021-22 INDIVIDUAL SUPERLATIVES

WKU HIGHS

Points	34 (McKnight vs. Minnesota, 11/12)
Field goals	11 (2 times)
Field goals attempted	18 (3 times)
Field goal percentage (min. 6 att.)	1.000 [7-7] (2 times)
3-point field goals	6 (Frampton vs. Rhodes College, 11/30)
3-point field goals attempted	12 (Justice at Old Dominion, 02/05)
3-point field goal percentage (min. 4 att.)	.833 [5-6] (Frampton vs. FIU, 01/08)
Free throws	13 (McKnight vs. Minnesota, 11/12)
Free throws attempted	14 (McKnight vs. Minnesota, 11/12)
Free throw percentage (min. 6 att.)	1.000 [11-11] (Anderson vs. Rice, 01/13)
Rebounds	14 (Sharp vs. Eastern Kentucky, 12/4)
Assists	12 (McKnight vs. Rice, 01/13)
Turnovers	10 (McKnight at Memphis, 11/19)
Blocked shots	10 (Sharp vs. Alabama A&M, 11/24)
Steals	6 (Anderson at Memphis, 11/19)
Minutes	40 (4 times)

OPPONENT HIGHS

Points	31 (Josh Jefferson, [Middle Tennessee], 01/29)
Field goals	9 (4 times)
Field goals attempted	19 (2 times)
Field goal percentage (min. 6 att.)	.727 [8-11] (Josh Jefferson, [Middle Tennessee], 01/29)
3-point field goals	7 (2 times)
3-point field goals attempted	14 (Cooper Robb, [Eastern Kentucky], 12/4)
3-point field goal percentage (min. 4 att.)	.778 [7-9] (Josh Jefferson, [Middle Tennessee], 01/29)
Free throws	10 (Kenneth Lofton Jr. [Louisiana Tech], 1/1)
Free throws attempted	14 (Kenneth Lofton Jr. [Louisiana Tech], 1/1)
Free throw percentage (min. 6 att.)	1.000 [8-8] (Devin Carter, [South Carolina], 11/14)
Rebounds	28 (Oscar Tshiebwe, [Kentucky], 12/22)
Assists	9 (Tevin Brewer, [FIU], 01/08)
Turnovers	9 (Jermaine Couisnard, [South Carolina], 11/14)
Blocked shots	5 (Jalen Duren, [Memphis], 11/19)
Steals	5 (Jarrod West, [Louisville], 12/18)
Minutes	40 (Jamison Battle, [Minnesota], 11/12)

WKU'S TOP INDIVIDUAL GAMES

Points

1. Dayvion McKnight vs. Minnesota	34
2. Camron Justice vs. Louisville	25
3. Jairus Hamilton vs. UT Martin	24
Jairus Hamilton vs. Rhodes College	24
Dayvion McKnight vs. Middle Tennessee	24
6. Dayvion McKnight vs. North Texas	23
Josh Anderson at FIU	23
8. Dayvion McKnight vs. Eastern Kentucky	22
Camron Justice at Louisiana Tech	22
Jairus Hamilton vs. Rice	22
Dayvion McKnight at Florida Atlantic	22
Camron Justice at Charlotte	22

Rebounds

1. Jamarion Sharp vs. Eastern Kentucky	14
2. Jamarion Sharp vs. Alabama A&M	12
Jairus Hamilton vs. Ole Miss	12
4. Jamarion Sharp vs. UT Martin	11
Jairus Hamilton vs. Centre College	11
6. Dayvion McKnight vs. Centre College	10
Josh Anderson vs. Louisville	10
Jairus Hamilton vs. Rice	10
9. Six times	9

Assists

1. Dayvion McKnight vs. Rice	12
2. Dayvion McKnight vs. Ole Miss	11
3. Dayvion McKnight vs. Rhodes College	10
Dayvion McKnight vs. Centre College	10
Dayvion McKnight vs. Middle Tennessee	10

Blocked Shots

1. Jamarion Sharp vs. Alabama A&M	10
2. Jamarion Sharp vs. Rhodes College	7
Jamarion Sharp at Kentucky	7
Jamarion Sharp vs. Florida Atlantic	7
5. Jamarion Sharp vs. UT Martin	6
Jamarion Sharp vs. Ole Miss	6
Jamarion Sharp vs. Centre College	6
Jamarion Sharp vs. UAB	6

Steals

1. Josh Anderson at Memphis	6
2. Dayvion McKnight at Memphis	5
Camron Justice vs. Rhodes College	5
Josh Anderson vs. Middle Tennessee	5
Josh Anderson at Charlotte	5

Minutes Played

1. Dayvion McKnight vs. Alabama State	40
Josh Anderson vs. Alabama State	40
Dayvion McKnight vs. Rice	40
Dayvion McKnight vs. Florida Atlantic	40
5. Dayvion McKnight vs. Minnesota	39
Luke Frampton vs. UT Martin	39
Dayvion McKnight vs. Buffalo	39
Jamarion Sharp at Louisiana Tech	39
Camron Justice at Louisiana Tech	39
Dayvion McKnight vs. North Texas	39

EXHIBITION 1

Nov. 1, 2021 • **WKU 82, Campbellsville 61**
E.A. Diddle Arena • Bowling Green, Ky.



Official Basketball Box Score - End of 2nd Period
Campbellsville at Western Ky.
11/01/21 E.A. Diddle Arena, Bowling Green
2021-22 Men's Basketball

Game Time: 7:00 PM
Game Duration: 1:37
Attendance: 3,222

Officials: Gary Mowat, Steve Divine, Brent Hampton

Campbellsville - 61

NO.	Name	Min	FG	3P	FT	Rebounds		Fouls	TP	AS	TO	ST	Blocks			+/-	
						OR	DR						PF	FD	BS		BA
0	Jace Wallace	F 25:14	1-12	0-3	1-2	0	5	5	2	2	3	1	0	0	2	-24	
23	Jarius Key	F 28:46	1-7	0-2	0-0	1	3	4	2	0	2	0	4	2	0	-26	
1	Ross Ryan	C 20:08	3-7	0-1	0-0	2	7	9	2	0	0	0	0	0	0	-14	
2	Kaeston Brown	G 21:49	5-10	2-4	0-0	2	0	2	1	1	12	4	0	2	0	-24	
3	Peyton Broughton	G 32:50	4-14	4-8	0-5	0	3	3	1	3	12	2	1	2	0	-21	
4	Cameron Carmical	18:11	2-2	1-1	1-2	0	6	6	1	1	6	2	1	0	0	3	
22	Sam Weining	15:59	2-4	2-4	0-0	1	1	2	0	6	1	1	0	0	0	5	
15	Malachi De Sousa	19:37	4-8	1-5	2-3	0	3	3	1	1	11	2	1	2	1	-7	
24	Lincoln Bush	01:05	0-1	0-0	0-0	0	0	0	0	0	0	0	0	0	0	-4	
14	Javaughn Smith	11:26	0-2	0-0	0-0	0	0	0	1	0	0	1	0	1	0	4	
11	Cameron Willis	04:55	1-2	1-2	0-0	0	0	0	0	0	0	0	0	0	0	3	
Team						1	1	2									
Totals			23-69	11-32	4-12	7	29	36	13	10	61	10	7	7	1	5	-21

Technical Fouls: NONE

Western Ky. - 82

NO.	Name	Min	FG	3P	FT	Rebounds		Fouls	TP	AS	TO	ST	Blocks			+/-	
						OR	DR						PF	FD	BS		BA
1	Jaylen Butz	F 21:38	4-9	0-1	0-0	0	10	10	1	1	8	2	4	0	0	24	
3	Jarius Hamilton	F 29:41	7-11	5-6	0-2	0	14	14	1	1	19	1	2	0	0	22	
4	Josh Anderson	G 27:45	3-8	1-3	3-5	1	2	3	1	3	10	1	0	0	1	0	30
14	Luke Frampton	G 35:17	3-10	3-7	0-0	2	2	2	0	0	9	4	1	3	0	19	
20	Dayvon McKnight	G 30:58	7-11	1-4	2-2	0	4	4	3	4	17	4	4	0	0	28	
5	Noah Stansbury	13:45	0-1	0-1	0-0	0	2	2	1	0	1	1	0	0	0	-5	
13	Sherman Brashear	17:57	1-8	0-4	1-2	3	2	5	2	2	3	1	1	0	0	-11	
33	Jamarian Sharp	17:07	6-7	0-0	2-3	3	4	7	1	2	14	0	0	0	3	5	
50	Isaiah Cozart	03:56	1-1	0-0	0-0	1	1	1	0	2	0	0	0	0	1	-5	
32	Balley Conrad	01:56	0-0	0-0	0-0	0	0	0	0	0	0	0	0	0	0	-2	
Team						0	2	2									
Totals			32-66	10-26	8-14	7	43	50	13	82	133	13	4	5	1	21	

Technical Fouls: NONE

Biggest lead	CAM		Points from Turnovers	WKU	
	4 (1 st 15:36)	31 (2 nd 12:49)		4	14
Best Scoring Run	9 (2 nd 9:06)		9 (2 nd 17:17)		
Lead Changes	3		20		
Times Tied	0		9		
Time with Lead	02:08	35:51	Fast Breaks	10	
			Bench	26	

Biggest lead	CMB		Points from Turnovers	WKU	
	1 (1 st 8:43)	29 (2 nd 0:16)		6	16
Best Scoring Run	9 (1 st 13:21)		17 (2 nd 10:38)		
Lead Changes	2		10		
Times Tied	2		11		
Time with Lead	00:21	38:20	Fast Breaks	9	
			Bench	39	

EXHIBITION 2

Nov. 5, 2021 • **WKU 88, Cumberland 59**
E.A. Diddle Arena • Bowling Green, Ky.

Official Basketball Box Score - Final
Cumberland (KY) at Western Ky.
11/05/21 E.A. Diddle Arena, Bowling Green
2021-22 Men's Basketball

Game Time: 7:00 PM
Game Duration: 1:36
Attendance: 3,425

Officials: Craig Marley, Chris Hudson, Blake Harris

Cumberland (KY) - 59

NO.	Name	Min	FG	3P	FT	Rebounds		Fouls	TP	AS	TO	ST	Blocks			+/-
						OR	DR						PF	FD	BS	
25	Austin Hall	F 15:35	0-5	0-3	0-0	2	2	4	1	0	0	2	0	0	1	-11
1	Jahi Hinson	G 20:39	0-6	0-3	0-0	1	1	2	1	1	0	0	1	0	0	-20
2	Kahlil Davis	G 17:30	0-4	0-3	6-8	0	2	2	1	3	6	2	1	0	0	-17
10	Isaiah Payton	G 23:11	3-8	3-7	0-0	1	2	3	0	1	9	2	1	0	0	-30
11	Steven Fitzgerald	G 26:22	2-11	1-4	0-0	0	3	3	1	5	0	2	1	0	0	-14
5	Lamar Harris	12:22	2-6	0-0	0-0	0	3	3	0	1	4	1	0	0	1	-10
12	Matt Cromer	26:36	1-4	1-4	1-3	1	6	7	0	1	4	3	4	1	0	-15
30	J.J. Ramey	26:09	6-10	4-7	0-0	1	2	3	1	1	16	1	0	1	0	-15
3	Kamari Kenemore	19:33	3-8	3-6	2-4	0	3	3	1	2	11	2	3	0	1	-5
23	Isaiah Thompson	12:03	2-3	0-0	0-0	2	0	2	2	1	4	0	1	0	0	-8
Team						3	0	3			0	2				
Totals			19-65	12-37	9-13	11	24	35	10	12	59	13	15	5	4	-29

Technical Fouls: NONE

Western Ky. - 88

NO.	Name	Min	FG	3P	FT	Rebounds		Fouls	TP	AS	TO	ST	Blocks			+/-
						OR	DR						PF	FD	BS	
1	Jaylen Butz	F 18:00	6-12	0-0	0-0	3	6	9	2	1	12	0	1	0	0	22
3	Jarius Hamilton	F 27:22	7-11	4-6	4-6	4	7	11	0	5	22	0	1	0	1	32
4	Josh Anderson	G 29:55	5-9	0-2	0-0	1	0	1	0	10	0	1	5	0	0	20
14	Luke Frampton	G 30:12	3-9	3-7	0-0	2	2	1	0	0	9	1	2	1	0	27
20	Dayvon McKnight	G 32:54	7-13	0-1	2-2	1	8	9	2	1	16	1	4	0	1	3
5	Noah Stansbury	15:47	0-1	0-1	0-0	0	2	2	0	0	1	1	0	1	0	-1
13	Sherman Brashear	17:57	3-6	2-5	1-2	0	2	2	0	1	9	0	0	0	0	0
33	Jamarian Sharp	18:21	2-4	0-0	0-2	0	4	4	2	2	4	0	3	0	4	5
32	Balley Conrad	03:39	0-0	0-0	0-0	0	0	0	0	0	0	0	0	0	0	2
50	Isaiah Cozart	03:39	0-0	0-0	0-0	1	1	1	0	0	0	0	0	0	0	2
12	Tyler Olden	01:07	1-1	1-1	0-0	0	0	0	1	0	3	0	0	0	0	4
30	Elijah Hughey	01:07	1-1	1-1	0-0	0	1	1	0	0	3	0	0	0	0	4
Team						2	4	6			0	0				
Totals			35-67	11-24	7-12	11	37	48	12	0	88	13	12	7	6	4

Technical Fouls: NONE

Biggest lead	CMB		Points from Turnovers	WKU	
	1 (1 st 8:43)	29 (2 nd 0:16)		6	16
Best Scoring Run	9 (1 st 13:21)		17 (2 nd 10:38)		
Lead Changes	2		10		
Times Tied	2		11		
Time with Lead	00:21	38:20	Fast Breaks	9	
			Bench	39	

GAME 1

Nov. 9, 2021 • **WKU 79, Alabama State 74**
E.A. Diddle Arena • Bowling Green, Ky.



Official Basketball Box Score - Final
Alabama St. at Western Ky.
11/09/21 E.A. Diddle Arena, Bowling Green
2021-22 Men's Basketball

Game Time: 7:00 PM
Game Duration: 2:07
Attendance: 4,023

Officials: Kevin Mathis, James Hicks, Grant Tyler

Alabama St. - 74

NO.	Name	Min	FG	3P	FT	Rebounds		Fouls	TP	AS	TO	ST	Blocks			+/-
						OR	DR						PF	FD	BS	
0	Trace Young	F 39:03	9-16	3-8	2-2	0	9	9	3	3	23	1	5	1	1	0
2	Jordan O'Neal	F 28:52	3-4	0-0	0-0	2	2	4	5	3	6	0	2	1	2	0
3	Gerald Liddell	F 23:34	2-5	2-2	0-0	1	7	8	5	0	6	3	3	0	0	9
4	E.J. Clark	G 06:03	0-0	0-0	0-0	0	0	0	1	0	0	0	1	0	0	-7
20	Kenny Strawbridge	G 28:08	4-8	0-1	0-1	2	2	4	3	3	8	5	2	0	0	-3
40	Isaiah Range	30:11	6-13	2-6	0-0	0	4	4	3	0	14	2	6	0	1	1
10	Michael Barber	08:47	0-1	0-0	1-2	0	1	1	3	1	0	0	0	0	1	-3
5	Juan Reyna	22:38	4-8	2-5	6-6	0	1	1	2	2	16	0	3	0	0	-14
1	DJ Jackson	11:14	0-2	0-0	0-0	1	1	2	0	0	3	1	0	0	1	-1
11	Jayme Mitchell	01:30	0-1	0-0	0-0	0	0	0	0	0	0	0	0	0	1	0
Team																

GAME 3

Nov. 14, 2021 • South Carolina 75, WKU 64
Harrah's Cherokee Center • Asheville, N.C.



Official Basketball Box Score - Final
Western Ky. at South Carolina
11/14/21 Harrah's Cherokee Center, Asheville
2021-22 Men's Basketball

Game Time: 5:00 PM
Game Duration: 1:59
Attendance: 13,375

Western Ky. - 64

Record: 1-2

Officials: Terry Oglesby, Amy Bonner, Byron Jarrett

NO.	Name	Min	FG	3P	FT	Rebounds	Fouls	TP	AS	TO	ST	Blocks	+	-
			M-A	M-A	M-A	OR DR TOT	PF	FD				BS	BA	
1	Jaylen Butz	22:39	4-9	0-1	2-5	2 4 6	3 3	10	1	2	3	1	0	9
3	Jairus Hamilton	33:01	5-11	2-6	1-3	2 4 6	1 2	13	0	4	3	0	1	-9
4	Josh Anderson	37:17	5-7	2-3	4-4	1 3 4	3 3	16	2	0	2	1	0	-6
14	Luke Frampton	31:43	3-10	1-7	2-2	1 0 1	4 1	9	3	1	3	1	0	-12
20	Dayvion McKnight	35:32	4-13	0-1	3-3	2 4 6	2 4	11	5	7	4	0	2	-5
33	Jamarion Sharp	17:21	1-2	0-0	0-1	1 1 2	1 1	2	0	1	1	1	0	20
55	Camron Justice	17:02	1-6	1-5	0-1	0 0 0	0 1	3	0	2	1	0	0	6
13	Sherman Brashear	05:25	0-2	0-1	0-0	1 0 1	1 1	0	0	0	0	0	1	6
Team						0 2 2	0	2	0	1	1			
Totals		23:60	6-24	12-19	10-18	28	15	16	64	12	18	17	3	5

Shooting By Period		
1 st FG%	9-29	31.0%
3 ^{PT} %	3-12	25.0%
FT%	3-9	33.3%
2 nd FG%	14-31	45.2%
3 ^{PT} %	3-12	25.0%
FT%	9-10	90%
GM FG%	23-60	38.3%
3 ^{PT} %	6-24	25.0%
FT%	12-19	63.2%

Dead Ball Rebounds: 1

Technical Fouls: NONE

South Carolina - 75

Record: 2-1

Shooting By Period		
1 st FG%	12-26	42.9%
3 ^{PT} %	5-15	33.3%
FT%	2-5	40%
2 nd FG%	14-29	48.3%
3 ^{PT} %	4-13	30.8%
FT%	12-13	92.3%
GM FG%	26-57	45.6%
3 ^{PT} %	9-27	33.3%
FT%	14-18	77.8%

Dead Ball Rebounds: 3

Technical Fouls: NONE

WKU		USC		Points from		WKU		USC		Period by Period Scoring			
Biggest lead	3 (1 st 18:28)	Biggest lead	15 (2 nd 6:35)	Turnovers	23	Turnovers	23	1 st	2 nd <th>TOT</th> <th>1st</th> <th>2nd</th> <th>TOT</th>	TOT	1 st	2 nd	TOT
Best Scoring Run	8 (2 nd 3:28)	8 (1 st 5:56)	Paint	28	34	WKU	24	40	64	USC	31	44	75
Lead Changes	3	Second Chance	5	11	Fast Breaks	20	20						
Times Tied	4	Bench	5	26									
Time with Lead	04:29	30:40											

GAME 4

Nov. 19, 2021 • #11/16 Memphis 74, WKU 62
FedEx Forum • Memphis, Tenn.



Official Basketball Box Score - Final
Western Ky. at Memphis
11/19/21 FedEx Forum, Memphis, TN
2021-22 Men's Basketball

Game Time: 7:00 PM
Game Duration: 1:59
Attendance: 13,375

Western Ky. - 62

Record: 1-3

Officials: Doug Shows, K.B. Burdett Jr., Vladimir Voyard-Tadai

NO.	Name	Min	FG	3P	FT	Rebounds	Fouls	TP	AS	TO	ST	Blocks	+	-
			M-A	M-A	M-A	OR DR TOT	PF	FD				BS	BA	
1	Jaylen Butz	10:36	0-2	0-0	0-0	1 0 1	3 1	0	0	1	1	0	0	-13
3	Jairus Hamilton	32:18	5-16	2-8	2-2	1 1 2	4 1	14	1	6	1	1	3	-12
4	Josh Anderson	26:23	3-6	1-2	0-2	0 1 1	3 1	7	1	3	6	0	1	-14
14	Luke Frampton	33:11	2-9	2-7	0-0	0 5 5	2 5	6	4	1	0	0	0	-10
20	Dayvion McKnight	37:33	4-8	0-0	3-7	5 3 8	1 5	11	4	10	5	0	0	-17
33	Jamarion Sharp	28:09	3-6	0-0	0-2	5 2 7	4 2	6	0	1	4	5	0	-4
55	Camron Justice	29:23	7-13	4-8	0-0	1 2 3	1 1	18	3	2	1	2	-3	
13	Sherman Brashear	02:27	0-1	0-1	0-0	0 0 0	0 1	0	0	0	0	0	0	5
Team						1 2 3	0	0						
Totals		24:61	9-26	5-13	14	16	30	20	16	62	13	25	19	7

Shooting By Period		
1 st FG%	15-27	55.6%
3 ^{PT} %	5-12	41.7%
FT%	3-7	42.9%
2 nd FG%	9-34	26.5%
3 ^{PT} %	4-14	28.6%
FT%	2-6	33.3%
GM FG%	24-61	39.3%
3 ^{PT} %	9-26	34.6%
FT%	5-13	38.5%

Dead Ball Rebounds: 3

Technical Fouls: Coach 2nd 7:49 Justice 2nd 7:23

Memphis - 74

Record: 4-0

Shooting By Period		
1 st FG%	12-26	42.9%
3 ^{PT} %	5-15	33.3%
FT%	2-5	40%
2 nd FG%	14-29	48.3%
3 ^{PT} %	4-13	30.8%
FT%	12-13	92.3%
GM FG%	26-57	45.6%
3 ^{PT} %	9-27	33.3%
FT%	14-18	77.8%

Dead Ball Rebounds: 3

Technical Fouls: NONE

WKU		MEM		Points from		WKU		MEM		Period by Period Scoring			
Biggest lead	10 (1 st 8:00)	Biggest lead	12 (2 nd 0:33)	Turnovers	25	Turnovers	27	1 st	2 nd <th>TOT</th> <th>1st</th> <th>2nd</th> <th>TOT</th>	TOT	1 st	2 nd	TOT
Best Scoring Run	12 (1 st 8:00)	12 (2 nd 14:09)	Paint	24	48	WKU	38	24	62	MEM	38	36	74
Lead Changes	5	Second Chance	7	20	Fast Breaks	15	12						
Times Tied	5	Bench	24	23									
Time with Lead	13:30	23:16											

Technical Fouls: Williams 2nd 7:23

GAME 5

Nov. 24, 2021 • WKU 88, Alabama A&M
E.A. Diddle Arena • Bowling Green, Ky.



Official Basketball Box Score - Final
Alabama A&M at Western Ky.
11/24/21 E.A. Diddle Arena, Bowling Green
2021-22 Men's Basketball

Game Time: 4:00 PM
Game Duration: 1:48
Attendance: 3,152

Alabama A&M - 62

Record: 1-4

Officials: Barry Mathis, John Hampton, Les Jones

NO.	Name	Min	FG	3P	FT	Rebounds	Fouls	TP	AS	TO	ST	Blocks	+	-
			M-A	M-A	M-A	OR DR TOT	PF	FD				BS	BA	
5	Jalen Johnson	25:56	5-14	0-0	0-0	2 2 4	2 0	10	0	0	3	0	4	-18
34	EJ Williams	24:16	4-10	0-0	1-1	2 2 4	2 1	9	1	1	0	2	3	-17
3	Camron Tucker	29:14	3-6	1-2	0-0	2 2 4	0 1	7	1	5	0	0	0	-28
10	Garrett Hicks	36:15	8-16	5-11	0-0	0 2 2	1 2	21	3	1	4	0	1	-25
24	Eric Lee	21:24	0-6	0-3	0-0	3 1 4	4 0	0	2	1	1	2	0	-13
15	Dalain Smith	20:22	3-10	0-2	3-4	2 0 3	2 4	9	1	1	2	0	3	-15
23	Anjay Cortez	17:36	2-8	0-1	0-0	1 2 3	0 0	4	1	1	1	0	0	-7
11	Abba Lawal	04:29	0-0	0-0	0-0	0 0 0	1 0	0	0	0	0	0	0	-6
0	DJ Fairley	04:56	0-0	0-0	0-0	0 1 1	1 1	0	0	0	1	1	0	3
13	Alec Hickman	06:17	0-5	0-3	0-0	0 0 0	1 0	0	0	0	0	0	0	-1
12	Brandon Powell	06:50	0-0	0-0	0-0	1 0 1	2 1	2	1	0	0	0	0	-2
4	Jabiri Smith	02:25	0-0	0-0	0-0	0 0 0	1 1	0	0	0	0	0	0	-1
Team						4 0 4	0	0						
Totals		25:75	6-22	6-7	15	16	31	16	10	12	11	4	11	-28

Shooting By Period		
1 st FG%	9-22	28.1%
3 ^{PT} %	4-10	40.0%
FT%	3-3	100%
2 nd FG%	16-43	37.2%
3 ^{PT} %	2-12	16.7%
FT%	3-4	75%
GM FG%	25-75	33.3%
3 ^{PT} %	6-22	27.3%
FT%	6-7	85.7%

Dead Ball Rebounds: 0

Technical Fouls: NONE

Western Ky. - 88

Record: 2-3

Shooting By Period		
1 st FG%	18-26	69.2%
3 ^{PT} %	8-11	72.7%
FT%	3-5	60%
2 nd FG%	15-33	45.5%
3 ^{PT} %	4-14	28.6%
FT%	7-9	77.8%
GM FG%	33-59	55.9%
3 ^{PT} %	12-25	48.0%
FT%	10-14	71.4%

Dead Ball Rebounds: 1

Technical Fouls: NONE

AAM		WKU		Points from		AAM		WKU		Period by Period Scoring			
Biggest lead	2 (1 st 18:50)	Biggest lead	26 (2 nd 2:25)	Turnovers	16	Turnovers	11	1 st	2 nd <th>TOT</th> <th>1st</th> <th>2nd</th> <th>TOT</th>	TOT	1 st	2 nd	TOT
Best Scoring Run	7 (2 nd 19:18)	12 (1 st 12:32)	Paint	30	38	AAM	25	37	62	WKU	34	47	81
Lead Changes	1	Second Chance	10	26	Fast Breaks	10	26						
Times Tied	1	Bench	15	36									
Time with Lead	01:11	36:54											

GAME 6

Nov. 27, 2021 • WKU 81, UT Martin 66
E.A. Diddle Arena • Bowling Green, Ky.



Official Basketball Box Score - Final
UT Martin at Western Ky.
11/27/21 E.A. Diddle Arena, Bowling Green
2021-22 Men's Basketball

Game Time: 12:00 PM
Game Duration: 1:56
Attendance: 2,927

GAME 7

Nov. 30, 2021 • WKU 105, Rhodes College 35
E.A. Diddle Arena • Bowling Green, Ky.



Official Basketball Box Score - Final
Rhodes at Western Ky.
11/30/21 E.A. Diddle Arena, Bowling Green
2021-22 Men's Basketball

Game Time: 7:00 PM
Game Duration: 1:45
Attendance: 2,737

Officials: Kevin Mathis, Mck Feldbinder, Michael Kitz

Rhodes - 35		Record: 3-3										
NO. Name	Min	FG	3P	FT	Rebounds	Fouls	TP	AS	TO	ST	Blocks	+/-
		M-A	M-A	M-A	OR DR TOT	PF					BS BA	
3 Jayson Williams	F 13:50	0-2	0-1	0-0	1 0 1	1 0	0	0	2	0	0 1	-31
22 Julien Essick	F 14:19	0-5	0-2	0-0	1 0 1	1 1	0	0	1	0	0 2	-35
0 Jefferson Walker	G 15:03	1-5	0-3	1-3	0 2 2	1 2	3	1	2	0	0 0	-28
20 Koki Wiley	G 11:43	2-6	0-3	0-0	2 3 5	1 3	4	0	3	0	0 0	-35
25 Zavier Williams	G 05:42	0-3	0-0	2-0	2 2 4	1 0	0	0	1	0	0 1	-17
4 TJ Clayton	11:20	2-6	0-3	1-2	0 2 2	3 2	5	0	0	0	0 0	-14
5 Kevin Shen	22:02	2-4	1-2	0-0	1 2 2	2 2	5	1	2	0	0 1	-32
11 Mac James	12:31	2-3	1-2	0-0	0 0 0	0 1	5	0	1	0	0 0	-22
23 Hayden Lamey	16:20	0-7	0-0	0-0	0 2 2	2 1	0	0	1	0	0 0	-30
24 Amess Georgetown II	13:20	1-4	0-0	0-0	2 2 2	2 1	2	1	3	0	0 2	-22
15 Seth Aeschliman	14:40	3-8	0-0	0-0	1 3 4	1 0	6	1	2	0	0 2	-13
14 David Fitzgerald	13:20	0-4	0-3	0-6	1 3 4	1 0	0	1	1	0	0 1	-25
1 Elijah White	13:48	0-1	0-1	0-0	1 1 1	1 1	0	0	3	1	0 0	-11
2 Jeremiah Cook	17:53	1-5	1-3	0-0	4 0 4	0 1	3	1	2	0	0 1	-31
10 Kris O'Brien	04:09	1-1	0-0	0-0	0 0 0	0 0	2	0	0	0	0 0	-4
Team			2	1	3	0	0	0	0	0	0	
Totals		15-64	3-32	2-5	11 24 35	17 13	35	6	24	4	0 1	-70

Technical Fouls: NONE

Western Ky. - 105		Record: 4-3										
NO. Name	Min	FG	3P	FT	Rebounds	Fouls	TP	AS	TO	ST	Blocks	+/-
		M-A	M-A	M-A	OR DR TOT	PF					BS BA	
3 Jarius Hamilton	F 21:04	11-13	1-1	1-1	0 6 6	3 1	24	3	1	1	0 0	53
33 Jamarion Sharp	C 17:01	2-3	0-0	0-0	0 5 5	0 0	4	0	1	1	0 1	37
14 Luke Frampton	G 20:26	6-8	0-0	1 1 2	2 1 2	1 8	2	0	2	0	0 1	49
20 Dayvon McKnight	G 21:39	1-4	0-2	0-0	1 7 8	1 1	2	0	3	1	0 0	49
55 Camron Justice	G 19:53	3-6	1-2	4-6	2 2 2	1 3	11	3	2	5	0 0	46
1 Jaylen Butz	17:08	6-10	0-1	1-4	3 3 6	2 13	0	2	2	0	0 0	24
5 Noah Stansbury	G 22:50	0-2	0-0	0-4	4 3 2	0 7	1	1	0	0	0 0	32
13 Sherman Brashear	24:01	7-13	2-8	4-5	2 4 6	1 3	20	2	1	1	0 0	25
32 Bailey Conrad	15:29	1-6	0-5	0-0	3 3 1	1 2	0	0	1	0	0 0	10
50 Isaiah Cozart	16:11	2-3	0-0	1-3	2 2 4	0 2	5	0	0	1	3 0	21
12 Tyler Olden	04:09	2-4	0-0	0-0	0 0 0	0 1	6	0	0	0	0 0	4
Team			1	3	4	0	0	0	0	0	0	
Totals		41-72	12-33	11-19	10 40 50	13 17	105	27	11	16	11 0	70

Technical Fouls: NONE

Biggest lead		RHO	WKU
	0 (1 st 20:00)	70 (2 nd 02:23)	
Best Scoring Run	5 (1 st 1:49)	20 (2 nd 13:33)	
Lead Changes	0	0	
Times Tied	0	0	
Time with Lead	00:00	26:58	

Points from Turnovers		RHO	WKU
	0	18	58
Second Chance	0	16	32
Fast Breaks	5	36	
Bench	26	46	

Period by Period Scoring		1st	2nd	TOT
RHO	15	20	35	
WKU	51	54	105	

GAME 8

Dec. 4, 2021 • WKU 85, Eastern Kentucky 80
E.A. Diddle Arena • Bowling Green, Ky.



Official Basketball Box Score - Final
Eastern Ky. at Western Ky.
12/04/21 E.A. Diddle Arena, Bowling Green
2021-22 Men's Basketball

Game Time: 6:00 PM
Game Duration: 2:00
Attendance: 4,249

Officials: Bret Smith, Tyler Kempf, Steve Duvine

Eastern Ky. - 80		Record: 5-4										
NO. Name	Min	FG	3P	FT	Rebounds	Fouls	TP	AS	TO	ST	Blocks	+/-
		M-A	M-A	M-A	OR DR TOT	PF					BS BA	
3 Jannson Williams	F 30:27	4-10	2-7	0-0	2 5 7	5 1	10	0	3	2	1 1	-4
24 Michael Moreno	F 27:40	5-11	2-7	2-2	0 2 2	1 1	14	2	0	1	0 0	-5
4 Curt Lewis	G 20:43	2-8	2-5	0-0	1 3 4	4 0	6	1	2	1	0 0	2
5 Cooper Robb	G 32:25	7-15	1-4	0-0	0 3 3	4 2	21	3	1	0	0 0	1
10 Brandon Beverly	G 32:02	3-10	3-10	2-5	3 1 4	2 1	11	6	2	2	0 0	-5
14 Devontae Blanton	26:45	6-10	2-4	0-0	4 6 10	1 0	14	5	2	0	0 0	-5
0 Russhard Cruickshank	07:58	0-0	0-0	0-0	0 0 0	0 0	1	0	0	0	0 0	0
11 Jomaru Brown	12:58	0-4	0-4	0-0	1 1 2	0 0	0	0	2	0	0 0	-12
13 Tariq Balogun	03:22	0-0	0-0	0-0	0 1 1	0 0	0	0	1	0	0 0	4
12 Michael Wardy	05:40	2-3	0-0	0-0	1 1 2	3 0	4	0	0	0	0 1	-3
Team			3	0	3	0	0	0	0	0	0	
Totals		29-71	18-51	4-7	14 23 37	22 9	80	20	13	7	1 5	-5

Technical Fouls: NONE

Western Ky. - 85		Record: 5-3										
NO. Name	Min	FG	3P	FT	Rebounds	Fouls	TP	AS	TO	ST	Blocks	+/-
		M-A	M-A	M-A	OR DR TOT	PF					BS BA	
33 Jamarion Sharp	C 32:52	7-7	0-0	3-5	4 10 14	0 4	17	1	1	0	4 0	0
13 Sherman Brashear	G 30:01	4-11	3-7	2-3	1 6 7	1 3	13	0	3	2	0 0	10
14 Luke Frampton	G 37:22	4-10	3-7	2-2	1 2 3	1 3	13	0	1	0	0 1	5
20 Dayvon McKnight	G 37:50	8-11	0-0	6-8	0 5 5	3 5	22	3	2	0	0 0	3
55 Camron Justice	G 35:51	5-14	1-6	7-8	0 3 3	2 6	18	6	3	0	0 0	4
1 Jaylen Butz	12:11	1-2	0-0	0-0	0 1 1	0 2	0	0	1	0	0 1	-1
5 Noah Stansbury	13:53	0-1	0-1	0-0	0 2 2	1 1	0	0	1	0	0 0	-4
Team			2	1	3	0	0	0	0	0	0	
Totals		29-56	7-21	20-26	8 30 38	9 22	85	13	12	3	5 1	5

Technical Fouls: NONE

Biggest lead		EKU	WKU
	7 (1 st 16:48)	8 (2 nd 10:36)	
Best Scoring Run	8 (2 nd 17:27)	8 (1 st 15:04)	
Lead Changes	13	0	
Times Tied	10	0	
Time with Lead	12:13	23:50	

Points from Turnovers		EKU	WKU
	17	14	
Second Chance	6	7	
Fast Breaks	10	19	
Bench	18	2	

Period by Period Scoring		1st	2nd	TOT
EKU	38	42	80	
WKU	39	46	85	

GAME 9

Dec. 8, 2021 • Buffalo 77, WKU 67
E.A. Diddle Arena • Bowling Green, Ky.



Official Basketball Box Score - Final
Buffalo at Western Ky.
12/08/21 E.A. Diddle Arena, Bowling Green
2021-22 Men's Basketball

Game Time: 7:30 PM
Game Duration: 1:45
Attendance: 3,699

Officials: Doug Simons, Jon Campbell, Shane Stages

Buffalo - 77		Record: 5-3										
NO. Name	Min	FG	3P	FT	Rebounds	Fouls	TP	AS	TO	ST	Blocks	+/-
		M-A	M-A	M-A	OR DR TOT	PF					BS BA	
34 Josh Mbala	F 37:59	8-17	3-3	0-2	6 3 9	1 3	19	3	2	2	1 4	11
42 David Skogman	C 22:29	3-6	0-3	0-0	3 3 6	2 0	6	0	3	0	1 1	-6
4 Keishawn Brewton	G 22:09	3-10	3-10	0-0	1 2 3	3 0	9	1	2	0	0 0	0
10 Ronaldo Segu	G 34:54	7-17	2-7	2-2	1 5 6	1 1	18	7	4	2	0 0	-5
33 Maceo Jack	G 25:24	5-10	4-8	0-0	1 1 3	0 14	2	1	0	0	0 0	5
1 LaQuill Hardnett	19:25	1-3	0-0	0-0	1 2 3	3 0	2	1	0	1	0 0	16
24 Tra'Von Fagan	30:32	3-3	1-1	0-0	4 4 8	1 5	7	1	0	0	0 0	16
2 Kidreil Blocker	02:02	0-1	0-0	0-0	0 0 0	0 0	0	0	2	0	0 0	-2
23 Jaron Bivens	05:06	1-1	0-0	0-0	0 0 0	0 0	2	1	0	0	0 0	15
Team			1	5	6	0	0	2	0	0	0	
Totals		31-68	13-33	2-4	17 25 42	14 9	77	16	16	6	3 5	10

Technical Fouls: Skogman 2nd 19:01

Western Ky. - 67		Record: 5-4										
NO. Name	Min	FG	3P	FT	Rebounds	Fouls	TP	AS	TO	ST	Blocks	+/-
		M-A	M-A	M-A	OR DR TOT	PF					BS BA	
33 Jamarion Sharp	C 33:10	4-7	0-0	1-2	1 7 8	1 1	9	0	1	0	5 0	-13
13 Sherman Brashear	G 17:12	1-2	0-1	0-0	1 3 4	0 1	2	0	0	0	0 0	1
14 Luke Frampton	G 32:21	2-7	1-5	2-2	0 2 2	2 4	7	3	2	0	0 0	5
20 Dayvon McKnight	G 38:31	9-15	0-0	2-1	3 1 4	1 0	18	4	2	0	0 0	-10
55 Camron												

GAME 11

Dec. 14, 2021 • WKU 90, Centre College 52
E.A. Diddle Arena • Bowling Green, Ky.



Official Basketball Box Score - Final
Centre at Western Ky.
12/14/21 E.A. Diddle Arena, Bowling Green
2021-22 Men's Basketball

Game Time: 7:00 PM
Game Duration: 1:58
Attendance: 3,240

Officials: Gary Maxwell, Tyler Kyrp, Michael Kitz

Centre - 52

NO. Name	Min	FG		3P		FT		Rebounds		Fouls		TP	AS	TO	ST	Blocks		+/-
		M/A	A/A	M/A	A/A	M/A	A/A	OR	DR	PF	FF					BS	BA	
1 Dustin Gerald	F 20:06	2-6	1-4	0-0	0	2	2	3	2	5	2	3	1	0	0	0	0	-21
3 RJ Smith	F 27:10	4-14	0-6	0-2	0	8	8	1	2	8	0	6	0	0	2	3	-37	
2 Jalen Williams	G 20:07	1-5	1-5	0-0	0	1	1	1	3	1	1	1	0	0	0	0	-20	
5 Carter Baughman	G 27:24	3-12	2-9	0-1	0	3	3	1	2	8	4	2	0	0	1	0	-30	
10 Chez Moore	G 27:46	1-10	1-3	0-0	0	3	5	0	0	3	0	3	0	1	1	3	-28	
23 Noah Ring	14:06	1-6	1-5	0-0	0	1	2	0	0	3	0	0	0	0	0	0	-15	
4 Drew Wilson	14:31	1-1	0-0	0-0	0	2	2	1	2	1	0	1	0	0	0	0	-23	
20 Pete Knochelmann	05:58	0-2	0-0	0-0	0	0	0	0	0	0	0	0	0	0	0	0	-18	
12 Marshall Taylor	10:54	2-5	0-1	0-0	0	1	3	4	2	4	1	1	0	1	0	1	-17	
11 Blake Stewart	07:29	0-2	0-1	0-0	0	1	3	4	0	0	1	1	0	0	0	0	-3	
32 Jaxson Banks	10:26	2-3	2-3	0-0	0	0	0	0	1	0	6	1	1	0	0	0	-3	
33 Andy Blair	05:06	0-1	0-1	0-0	0	0	0	0	0	0	0	0	0	0	0	0	9	
30 Carson Woodridge	04:38	2-2	2-2	0-0	0	0	0	0	0	6	0	1	0	0	0	0	4	
21 Tyler Bush	03:21	1-2	1-2	1-2	1	2	3	0	1	4	0	0	0	0	0	0	8	
42 Philippe N'Dia	00:58	0-0	0-0	0-0	0	0	0	0	0	0	0	0	0	0	0	0	4	
Team					4	3	7											
Totals		20-71	11-42	1-5	11	33	44	11	11	52	12	18	5	1	10	1	-38	

Shooting By Period

1st FG% 7-35 20.0%
3PT% 4-21 19.0%
FT% 0-3 0%

2nd FG% 13-35 36.1%
3PT% 7-21 33.3%
FT% 1-2 50%

GMFG% 20-71 28.2%
3PT% 11-42 26.2%
FT% 1-5 20.0%

Dead Ball Rebounds: 2, 0

Western Ky. - 90

NO. Name	Min	FG		3P		FT		Rebounds		Fouls		TP	AS	TO	ST	Blocks		+/-
		M/A	A/A	M/A	A/A	M/A	A/A	OR	DR	PF	FF					BS	BA	
3 Jaiirus Hamilton	F 23:56	8-14	0-2	1-2	0	11	11	2	2	17	3	0	1	0	0	0	36	
33 Jamarian Sharp	C 19:53	2-4	0-0	2-2	1	5	6	1	6	0	1	0	6	0	2	22		
14 Luke Frampton	G 30:30	3-10	3-9	0-0	0	3	3	0	1	9	0	2	0	0	0	9		
20 Dayvion McKnight	G 25:43	5-7	1-1	0-0	0	1	9	10	2	11	0	2	0	0	0	31		
55 Camron Justice	G 22:55	4-9	2-6	0-0	0	1	10	6	1	3	0	1	0	0	0	18		
4 Josh Anderson	18:48	8-11	0-2	2-2	2	2	2	1	18	2	0	4	0	0	0	16		
1 Jaylen Butz	11:26	3-6	0-0	0-0	0	4	5	0	6	2	1	1	1	0	0	12		
5 Noah Stansbury	16:02	0-2	0-2	0-0	0	1	3	2	0	0	0	0	0	0	0	6		
13 Sherman Brashear	16:02	2-6	1-5	0-0	0	3	3	0	5	0	1	0	0	0	0	6		
50 Isalah Cozart	08:41	3-3	0-0	2-2	1	2	3	0	2	8	0	0	0	3	0	4		
32 Bailey Conrad	03:21	0-1	0-0	0-0	0	0	0	0	0	0	0	0	0	0	0	-8		
12 Tyler Olden	02:43	0-3	0-3	0-0	0	1	1	0	0	0	0	0	0	0	0	-5		
Team					1	2												
Totals		38-76	7-30	7-8	5	42	47	11	11	90	23	6	11	10	1	38		

Shooting By Period

1st FG% 19-37 51.4%
3PT% 7-18 38.9%
FT% 3-4 75%

2nd FG% 19-39 48.7%
3PT% 0-12 0.0%
FT% 4-4 100%

GMFG% 38-76 50.3%
3PT% 7-30 23.3%
FT% 7-8 87.5%

Dead Ball Rebounds: 1, 0

Technical Fouls: NONE

Biggest lead 0 (1st 20:00) 46 (2nd 3:29)

Best Scoring Run 6 (2nd 1:42) 15 (1st 10:33)

Lead Changes 0

Times Tied 0

Time with Lead 00:00 39:46

CEN WKU

Points from CEN WKU

Turnovers 2 24

Paint 16 48

Second Chance 3 4

Fast Breaks 7 30

Bench 25 37

CEN 18 34 52

WKU 48 42 90

GAME 13

Dec. 22, 2021 • #20/18 Kentucky 95, WKU 60
Rupp Arena • Lexington, Ky.



Official Basketball Box Score - Final
Western Ky. at Kentucky
12/22/21 Rupp Arena, Lexington
2021-22 Men's Basketball

Game Time: 6:00 PM
Game Duration: 2:01
Attendance: 20,221

Officials: Doug Shoves, Joe Lindsay, Jeffrey Anderson

Western Ky. - 60

NO. Name	Min	FG		3P		FT		Rebounds		Fouls		TP	AS	TO	ST	Blocks		+/-
		M/A	A/A	M/A	A/A	M/A	A/A	OR	DR	PF	FF					BS	BA	
3 Jaiirus Hamilton	F 19:12	2-6	0-2	3-6	0	0	0	3	3	7	0	5	2	0	0	0	-11	
33 Jamarian Sharp	C 24:28	3-4	0-0	2-3	3	3	6	2	4	0	0	0	7	0	0	0	-29	
14 Luke Frampton	G 34:20	1-6	0-5	2-2	0	4	4	1	4	0	1	0	1	0	0	0	-20	
20 Dayvion McKnight	G 37:55	2-14	0-0	2-2	4	4	8	1	1	6	4	5	3	0	2	3	-33	
55 Camron Justice	G 32:47	5-17	1-7	2-2	0	3	3	2	5	13	0	0	2	0	1	0	-24	
4 Josh Anderson	31:06	6-11	2-4	4-4	0	1	1	3	3	18	1	1	4	0	0	0	-23	
0 Darnius Miles	09:58	2-5	0-1	0-0	2	2	4	0	0	0	0	0	0	0	0	0	-16	
13 Sherman Brashear	06:30	0-1	0-1	0-0	0	1	1	0	0	0	0	0	0	0	0	0	-13	
5 Noah Stansbury	02:05	0-0	0-0	0-0	0	0	0	0	0	0	0	0	0	0	0	0	-2	
32 Bailey Conrad	01:39	0-0	0-0	0-0	0	0	0	0	0	0	0	0	0	0	0	0	-4	
Team					1	2												
Totals		21-64	3-20	15-19	10	17	27	15	17	60	5	12	12	7	4	35		

Shooting By Period

1st FG% 11-32 34.4%
3PT% 1-9 11.1%
FT% 5-6 83.3%

2nd FG% 10-32 31.3%
3PT% 2-11 18.2%
FT% 10-13 76.9%

GMFG% 21-64 32.8%
3PT% 3-20 15.0%
FT% 15-19 78.9%

Dead Ball Rebounds: 2, 0

Technical Fouls: NONE

Biggest lead 1 (1st 18:36) 35 (2nd 0:24)

Best Scoring Run 7 (1st 2:48) 15 (2nd 15:20)

Lead Changes 4

Times Tied 1

Time with Lead 00:25 38:25

WKY UKU

Points from WKY UKU

Turnovers 17 14

Paint 32 44

Second Chance 12 16

Fast Breaks 10 16

Bench 22 27

WKY 28 32 60

UKU 37 58 95

GAME 12

Dec. 18, 2021 • WKU 82, Louisville 72
E.A. Diddle Arena • Bowling Green, Ky.



Official Basketball Box Score - Final
Louisville at Western Ky.
12/18/21 E.A. Diddle Arena, Bowling Green
2021-22 Men's Basketball

Game Time: 1:30 PM
Game Duration: 2:21
Attendance: 7,053

Officials: Les Jones, Bret Smith, Brooks Wells

Louisville - 72

NO. Name	Min	FG		3P		FT		Rebounds		Fouls		TP	AS	TO	ST	Blocks		+/-
		M/A	A/A	M/A	A/A	M/A	A/A	OR	DR	PF	FF					BS	BA	
14 Dre Davis	F 07:22	1-2	0-1	0-0	0	1	1	3	0	2	0	1	0	0	0	0	0	-11
24 Jae'Lyn Withers	F 20:14	0-4	0-1	1-2	0	6	6	2	2	1	2	0	0	0	0	0	0	-7
33 Matt Cross	F 29:31	4-9	2-7	0-1	1	2	3	4	2	10	0	3	1	0	0	0	-12	
0 Noah Locke	G 31:40	8-18	4-13	0-0	0	3	4	2	0	20	3	1	0	0	0	0	9	
13 Jarrod West	G 31:38	3-6	2-4	0-0	0	1	1	3	0	8	4	1	5	0	0	0	-14	
10 Samuel Williamson	12:47	1-4	0-0	0-0	0	2	2	4	1	2	1	1	0	0	0	0	-11	
11 Mason Faulkner	26:57	3-8	2-6	4-4	0	0	0	4	3	12	3	1	0	0	0	0	-2	
21 Sydney Curry	03:19	0-1	0-0	0-0	0	1	2	0	0	0	0	0	0	0	0	0	-11	
3 El Ellis	16:32	3-8	2-4	0-0	0	1	2	1	1	9	3	1	0	0	0	0	-2	
4 Roosevelt Wheeler	20:00	4-4	0-0	0-0	0	1	2	3	0	1	1	1	0	0	0	0	-3	
Team					0	3	0											
Totals		27-64	13-36	5-7	6	22	28	21	10	72	17	10	6	1	4	10		

Shooting By Period

1st FG% 14-33 42.4%
3PT% 9-

GAME 15

Jan. 8, 2022 • WKU 84, FIU 71
E.A. Diddle Arena • Bowling Green, Ky.



Official Basketball Box Score - Final
FIU at Western Ky.
01/08/22 E.A. Diddle Arena, Bowling Green
2021-22 Men's Basketball

Game Time: 2:00 PM
Game Duration: 1:43
Attendance: 4,411

FIU - 71

Record: 10-5 (0-2)

Officials: Barry Mathis, Mick Fieldberger, James Hicks

NO. Name	Min	FG		3P		FT		Rebounds		Fouls		TP	AS	TO	ST	Blocks			+/-
		M	A	M	A	O	R	O	R	O	R					O	O	B	
15 Clevon Brown	F 20:59	2-6	1-5	0-0	2-2	4	1	0	5	1	3	0	0	0	0	0	0	0	-5
44 Seth Pinkney	C 18:42	4-5	0-0	2-3	2	3	5	1	2	10	0	0	0	0	2	0	0	-5	
0 Tevin Brewer	G 35:39	9-19	2-6	0-0	1	3	4	1	3	20	9	2	0	0	0	1	0	-7	
1 Isaiah Banks	G 19:09	3-5	1-3	0-2	2	2	4	2	1	7	1	2	0	0	1	1	0	-1	
4 Eric Lovett	G 22:30	3-9	2-6	0-0	2	3	5	0	2	8	1	2	1	2	1	0	0	0	
2 Denver Jones	G 26:54	3-11	1-6	0-0	2	3	4	1	1	7	2	1	0	0	0	0	0	-9	
10 Aquan Smart	11:41	0-2	0-1	1-2	0	1	1	1	1	2	0	3	3	0	1	0	0	-10	
12 Dante Wilcox	07:31	1-3	0-0	0-0	1	1	2	3	0	2	1	0	0	0	1	0	0	-12	
3 Javante Hawkins	12:18	1-1	0-0	0-0	1	1	2	1	0	2	0	1	1	0	0	0	0	-12	
23 Petar Krivokapic	20:33	2-2	2-2	0-0	0	2	2	0	1	6	2	2	0	0	0	0	0	-6	
33 Mohamed Sanogo	04:04	1-1	0-0	0-0	0	0	0	0	0	2	0	0	0	0	0	0	0	2	
Totals		29-64	9-29	4-7	13	22	35	13	9	71	17	16	5	3	5	13			

Technical Fouls: NONE

Western Ky. - 84

Record: 9-6 (1-1)

NO. Name	Min	FG		3P		FT		Rebounds		Fouls		TP	AS	TO	ST	Blocks			+/-
		M	A	M	A	O	R	O	R	O	O					O	B	S	
3 Jaiirus Hamilton	F 32:25	2-12	0-2	3-4	1	6	7	1	3	7	3	0	2	0	2	1	1	1	
33 Jamarion Sharp	C 26:12	7-7	0-0	0-0	2	6	8	1	0	14	1	1	0	0	3	0	4		
14 Luke Frampton	G 27:06	5-7	5-6	0-0	1	2	3	0	0	15	1	0	2	0	0	10			
20 Dayvon McKnight	G 34:30	3-7	0-1	7-9	2	2	4	3	6	13	8	5	1	0	0	8			
55 Camron Justice	G 38:17	5-11	3-8	2-2	0	3	3	1	2	15	5	3	1	0	1	11			
1 Jaylen Butz	12:40	2-3	0-0	0-2	4	2	6	1	1	4	0	0	0	0	1	11			
4 Josh Anderson	24:45	6-11	2-4	2-2	0	1	1	2	1	16	0	0	3	1	0	8			
13 Sherman Brashear	04:05	0-2	0-2	0-0	0	0	0	0	0	0	0	0	0	0	0	2			
Totals		30-60	10-23	14-19	11	23	34	9	13	84	18	10	9	5	3	13			

Technical Fouls: NONE

		FIU	WKU	Points from		Period by Period Scoring	
		5 (1 st 18:56)	17 (2 nd 1:54)	Turnovers	7	24	1st 2nd TOT
Biggest lead		5 (1 st 18:56)	17 (2 nd 1:54)	Turnovers	7	24	38 33 71
Best Scoring Run		5 (1 st 18:56)	7 (1 st 12:28)	Paint	34	34	WKU 43 41 84
Lead Changes		3		Fast Breaks	0	14	
Times Tied		1		Bench	21	20	
Time with Lead		05:34	34:09				

GAME 16

Jan. 13, 2022 • WKU 80, Rice 66
E.A. Diddle Arena • Bowling Green, Ky.



Official Basketball Box Score - Final
Rice at Western Ky.
01/13/22 E.A. Diddle Arena, Bowling Green
2021-22 Men's Basketball

Game Time: 8:00 PM
Game Duration: 1:49
Attendance: 2,933

Rice - 66

Record: 9-6 (2-2)

Officials: Kipp Kessler, Antino Pety, Job Hennes

NO. Name	Min	FG		3P		FT		Rebounds		Fouls		TP	AS	TO	ST	Blocks			+/-
		M	A	M	A	O	R	O	R	O	O					O	B	S	
15 Max Fiedler	F 19:32	1-3	0-0	1-2	2	4	6	0	2	3	5	1	0	1	0	0	0	-9	
3 Travis Ewee	G 32:50	4-10	3-8	2-2	0	2	2	1	3	13	5	2	1	0	0	0	-13		
4 Quincy Olivari	G 28:18	5-11	1-5	0-0	0	5	5	1	1	11	2	6	1	0	0	0	-13		
12 Carl Pierre	G 22:44	1-9	1-7	0-0	0	3	3	3	3	2	0	2	0	2	0	2	1		
24 Chris Mullins	G 26:38	4-9	2-3	3-3	2	2	2	3	2	13	0	0	1	0	1	0	-8		
15 Cameron Sheffield	21:23	2-6	1-4	1-2	1	4	5	1	3	12	1	1	1	3	2	0	0	-16	
13 Terrance McBride	17:56	0-1	0-0	0-0	0	2	2	0	0	0	1	0	0	0	0	0	-8		
34 Myjaiel Potrat	20:25	7-10	0-0	1-2	2	2	4	5	2	15	0	1	0	0	2	-8			
11 Riley Abercrombie	05:26	1-1	0-0	0-0	0	0	0	0	0	0	0	0	0	0	0	0	-1		
0 Jaden Geron	02:24	0-0	0-0	0-0	0	1	1	0	0	0	0	0	0	0	0	0	2		
1 Noah Hutchins	02:24	0-1	0-0	0-0	0	1	1	0	0	0	0	0	0	0	0	0	1		
Totals		25-60	8-27	8-11	5	28	33	16	13	66	16	11	5	2	6	-14			

Technical Fouls: NONE

Western Ky. - 80

Record: 10-6 (2-1)

NO. Name	Min	FG		3P		FT		Rebounds		Fouls		TP	AS	TO	ST	Blocks			+/-
		M	A	M	A	O	R	O	R	O	O					O	B	S	
3 Jaiirus Hamilton	F 33:42	7-12	3-4	5-8	1	9	10	0	6	22	1	0	0	0	0	0	8		
33 Jamarion Sharp	C 30:11	6-7	0-0	0-1	1	4	5	1	3	12	1	1	3	2	0	18			
14 Luke Frampton	G 25:27	1-4	0-3	0-0	0	4	4	0	0	2	1	0	2	1	0	0	-8		
20 Dayvon McKnight	G 40:00	6-14	0-3	1-2	1	4	5	3	1	13	12	2	2	0	1	14			
55 Camron Justice	G 34:55	4-12	4-8	0-0	0	5	2	2	0	12	6	2	1	0	0	15			
1 Jaylen Butz	08:16	1-1	0-0	0-0	1	0	0	1	0	2	0	2	0	1	0	0	-2		
4 Josh Anderson	27:29	3-7	0-2	11-11	1	5	6	1	6	17	0	1	2	2	1	10			
Totals		28-57	7-20	17-22	5	33	38	13	16	80	21	8	10	6	2	14			

Technical Fouls: NONE

		RIC	WKU	Points from		Period by Period Scoring	
		13 (1 st 10:38)	17 (2 nd 4:26)	Turnovers	11	10	1st 2nd TOT
Biggest lead		13 (1 st 10:38)	17 (2 nd 4:26)	Turnovers	11	10	42 24 66
Best Scoring Run		8 (1 st 13:48)	8 (2 nd 15:39)	Paint	30	32	WKU 40 40 80
Lead Changes		6	4	Second Chance	6	4	
Times Tied		2		Fast Breaks	2	10	
Time with Lead		18:25	19:29	Bench	23	19	

GAME 17

Jan. 15, 2022 • North Texas 65, WKU 60
E.A. Diddle Arena • Bowling Green, Ky.



Official Basketball Box Score - Final
North Texas at Western Ky.
01/15/22 E.A. Diddle Arena, Bowling Green
2021-22 Men's Basketball

Game Time: 3:00 PM
Game Duration: 1:59
Attendance: 4,012

North Texas - 65

Record: 11-4 (4-1)

Officials: Karyn Sitt, Chris Hudson, Jay Richerson

NO. Name	Min	FG		3P		FT		Rebounds		Fouls		TP	AS	TO	ST	Blocks			+/-
		M	A	M	A	O	R	O	R	O	O					O	B	S	
4 Thomas Bell	F 34:15	7-13	3-5	0-1	1	5	6	3	17	4	3	1	0	1	1	11			
33 Abou Ousmane	F 28:19	5-10	0-0	0-1	1	4	5	2	3	10	0	1	2	1	2	2			
1 Mardrez McBride	G 26:49	1-5	1-3	0-0	0	1	1	3	0	3	0	0	0	2	2	-2			
11 JJ Murray	G 27:53	3-5	2-4	0-0	1	5	6	1	0	8	1	0	1	1	0	1			
15 Rubin Jones	G 34:46	2-7	1-5	1-2	1	0	1	1	6	4	3	2	0	0	0	0	-4		
5 Tyler Perry	34:34	2-10	1-4	8-11	0	3	3	8	13	7	2	3	0	1	1	7			
2 Aaron Scott	13:24	3-3	2-2	0-0	1	2	3	4	1	8	0	0	0	0	0	2			
Totals		23-53	10-23	9-15	9	22	31	17	65	65	13	9	2	6	5				

Technical Fouls: NONE

Western Ky. - 60

Record: 10-7 (2-3)

NO. Name	Min	FG		3P		FT		Rebounds		Fouls		TP	AS	TO	ST	Blocks			+/-
		M	A	M	A	O	R	O	R	O	O					O	B	S	
3 Jaiirus Hamilton	F 34:26	2-7	0-2	1-2	1	3	4	3	3	5	1	2	1	0	0	-5			
33 Jamarion Sharp	C 32:59	4-4	0-0																

GAME 19

Jan. 22, 2022 • FIU 86, WKU 83
Ocean Bank Convocation Center • Miami, Fla.



Official Basketball Box Score - Final
Western Ky. at FIU
01/22/22 Ocean Bank Convocation Center, Miami
2021-22 Men's Basketball

Game Time: 7:00 PM
Game Duration: 1:55
Attendance: 2,712

Officials: Danny Chance, Nomi Kideu, Kenneth Moreland

Western Ky. - 83												
Record: 10-9 (2-4)												
NO. Name	Min	FG	3P	FT	Rebounds	Fouls	TP	AS	TO	ST	Blocks	+/-
		M-A	M-A	M-A	OR DR TOT	PF FD					BS BA	
3 Jarius Hamilton	F 33:10	2-7	2-5	1-2	1 1 2	0 1 7	2	0	0	0	0	0
33 Jamarion Sharp	C 31:08	5-5	0-0	1-1	2 4 6	2 1 11	0	1	1	1	0	-4
14 Luke Frampton	G 30:40	2-6	2-5	2-2	2 2 4	1 4 8	1	2	2	1	0	-7
20 Dayvion McKnight	G 37:43	7-14	0-1	5-6	0 4 4	3 3 19	6	3	2	0	1	-2
55 Camron Justice	G 33:07	3-8	2-5	1-1	1 3 4	1 1 9	2	3	1	0	0	0
4 Josh Anderson	22:25	6-11	2-4	9-12	0 1 1	0 6 23	2	2	4	0	0	0
1 Jaylen Butz	07:42	2-3	0-0	2-2	1 1 2	1 1 6	0	0	0	0	0	4
13 Sherman Brashear	04:05	0-1	0-0	0-0	0 0 0	0 0 0	0	0	0	0	0	-6
Team					1 2 3	0 0 1						
Totals		27-55	8-21	21-26	8 18 26	8 17 83	13	12	10	2	1	-3

Shooting By Period	
1st FG%	15-31 48.4%
3PT%	4-12 33.3%
FT%	4-7 57.1%
2nd FG%	12-24 50.0%
3PT%	4-9 44.4%
FT%	17-19 89.5%
GM FG%	27-55 49.1%
3PT%	8-21 38.1%
FT%	21-26 80.8%

Dead Ball Rebounds: 0

Technical Fouls: NONE

FIU - 86												
Record: 12-7 (2-4)												
NO. Name	Min	FG	3P	FT	Rebounds	Fouls	TP	AS	TO	ST	Blocks	+/-
		M-A	M-A	M-A	OR DR TOT	PF FD					BS BA	
15 Clewon Brown	F 15:10	1-6	0-4	0-0	2 2 4	1 0 2	1	1	1	0	0	3
44 Seth Pinkney	C 16:59	1-3	0-1	0-0	2 3 5	3 0 2	0	2	0	0	1	4
0 Tevin Brewer	G 35:29	9-16	3-7	2-2	0 2 2	2 1 23	8	2	1	0	0	1
1 Isaiah Banks	G 19:07	0-0	0-0	1-2	1 2 3	1 1 0	1	0	2	0	0	1
4 Eric Lovett	G 27:21	6-13	6-9	2-3	4 4 8	2 1 20	1	1	2	2	0	-3
2 Denver Jones	22:57	4-8	3-7	5-6	0 1 1	2 3 16	2	2	0	0	0	-8
12 Dante Wilcox	07:41	2-2	0-0	0-0	2 2 4	2 0 4	0	1	0	0	0	-1
10 Aquan Smart	18:06	3-5	1-1	0-0	0 3 3	2 2 7	5	3	1	0	0	5
23 Petar Krivokapic	07:14	0-2	0-1	0-0	0 0 0	1 0 0	1	0	0	0	0	0
3 Javante Hawkins	18:12	3-6	3-5	0-0	0 2 2	0 0 0	9	0	2	0	1	5
33 Mohamed Sanogo	11:44	1-1	0-0	0-0	1 1 2	1 0 2	1	0	0	1	0	8
Team					2 3 5	0 0 1						
Totals		30-62	16-35	10-13	14 25 39	17 8 86	19	16	7	1	2	3

Shooting By Period	
1st FG%	16-31 51.6%
3PT%	7-16 38.9%
FT%	3-4 75%
2nd FG%	14-31 45.2%
3PT%	9-17 52.9%
FT%	7-9 77.8%
GM FG%	30-62 48.4%
3PT%	16-35 45.7%
FT%	10-13 76.9%

Dead Ball Rebounds: 3

Technical Fouls: NONE

Points from		WKU		FIU		Period by Period Scoring		
Turnovers	20	18	1st	2nd	TOT	WKU	FIU	TOT
Paint	34	24	38	45	83	42	44	86
Second Chance	13	21						
Fast Breaks	8	9						
Bench	29	38						

Biggest lead		WKU		FIU	
Best Scoring Run	13 (2 nd 2:05)	18 (1 st 5:54)			
Lead Changes	4				
Times Tied	2				
Time with Lead	00:55	37:01			

GAME 20

Jan. 27, 2022 • UAB 68, WKU 65
E.A. Diddle Arena • Bowling Green, Ky.



Official Basketball Box Score - Final
UAB at Western Ky.
01/27/22 E.A. Diddle Arena, Bowling Green
2021-22 Men's Basketball

Game Time: 8:00 PM
Game Duration: 1:56
Attendance: 4,136

Officials: Gary Maxwell, James Breeding, Job Harbison

UAB - 68												
Record: 17-4 (7-1)												
NO. Name	Min	FG	3P	FT	Rebounds	Fouls	TP	AS	TO	ST	Blocks	+/-
		M-A	M-A	M-A	OR DR TOT	PF FD					BS BA	
5 KJ Buffen	F 22:23	2-8	1-1	3-4	1 5 6	2 3 8	1	1	1	1	0	2
55 Trey Jamison	C 33:13	2-5	0-0	0-0	4 8 12	3 0 4	1	1	1	3	0	4
3 Tavin Lovan	G 32:31	3-10	0-2	2-3	1 4 5	2 2 8	3	0	0	1	1	8
10 Jordan Walker	G 37:54	8-17	3-7	2-2	0 2 2	2 2 21	5	2	1	0	1	1
13 Quan Jackson	G 31:16	5-11	0-0	0-0	1 1 1	1 1 10	1	1	2	0	2	-5
23 Josh LeBlanc	14:26	1-1	0-0	0-0	1 6 7	1 1 2	1	2	1	0	0	-4
2 Michael Ertel	20:35	4-8	2-5	0-0	0 0 0	5 0 10	1	1	0	0	0	-5
12 Tony Tony	04:55	1-1	0-0	0-0	0 0 0	0 0 0	1	0	2	0	0	0
4 Justin Brown	02:23	1-2	1-2	0-0	0 0 0	0 0 0	0	3	0	0	0	1
11 Jamal Johnson	00:24	0-0	0-0	0-0	0 0 0	0 0 0	0	0	0	0	0	0
Team					1 2 3	0 0 2						
Totals		27-63	7-17	7-9	8 28 36	17 8 68	13	11	8	4	7	3

Shooting By Period	
1st FG%	15-32 46.9%
3PT%	3-8 37.5%
FT%	1-2 50%
2nd FG%	12-31 38.7%
3PT%	4-9 44.4%
FT%	5-7 85.7%
GM FG%	27-63 42.9%
3PT%	7-17 41.2%
FT%	7-9 77.8%

Dead Ball Rebounds: 2

Technical Fouls: NONE

Western Ky. - 65												
Record: 10-10 (2-5)												
NO. Name	Min	FG	3P	FT	Rebounds	Fouls	TP	AS	TO	ST	Blocks	+/-
		M-A	M-A	M-A	OR DR TOT	PF FD					BS BA	
3 Jarius Hamilton	F 35:51	5-14	0-5	0-1	1 3 4	0 3 3	10	1	1	1	1	0
33 Jamarion Sharp	C 37:54	5-9	0-0	1-2	1 5 6	3 2 11	0	0	1	6	2	-1
14 Luke Frampton	G 32:00	3-4	3-4	0-0	1 5 6	1 1 9	0	1	0	0	0	0
20 Dayvion McKnight	G 31:43	3-11	0-1	3-4	1 4 5	0 2 9	3	2	0	0	1	3
55 Camron Justice	G 33:18	3-7	1-5	3-3	0 3 3	1 3 10	5	6	1	0	0	-7
4 Josh Anderson	25:02	6-13	0-2	4-7	2 4 6	3 6 16	2	3	0	0	1	2
1 Jaylen Butz	02:06	0-0	0-0	0-0	0 0 0	0 0 0	0	0	2	0	0	-2
50 Isaiah Cozart	02:06	0-0	0-0	0-0	0 0 0	0 0 0	0	0	0	0	0	-2
Team					2 3 5	0 0 0						
Totals		25-58	4-17	11-17	8 27 35	8 17 65	11	15	3	7	4	-3

Shooting By Period	
1st FG%	10-29 34.5%
3PT%	3-10 30.0%
FT%	4-4 100%
2nd FG%	15-29 51.7%
3PT%	1-7 14.3%
FT%	7-13 53.8%
GM FG%	25-58 43.1%
3PT%	4-17 23.5%
FT%	11-17 64.7%

Dead Ball Rebounds: 3

Technical Fouls: NONE

Biggest lead		UAB		WKU		Points from		
Turnovers	9	8	11	(1 st 2:12)	1 (2 nd 0:43)	Paint	30	42
Best Scoring Run	7 (1 st 13:21)	10 (2 nd 13:36)				Second Chance	12	7
Lead Changes	2					Fast Breaks	8	15
Times Tied	3					Bench	17	16
Time with Lead	37:33	00:10				WKU	27	38

Period by Period Scoring		
1st	2nd	TOT
34	34	68
27	38	65

GAME 21

Jan. 29, 2022 • Middle Tennessee 93, WKU 85
E.A. Diddle Arena • Bowling Green, Ky.



Official Basketball Box Score - Final
Middle Tenn. at Western Ky.
01/29/22 E.A. Diddle Arena, Bowling Green
2021-22 Men's Basketball

Game Time: 2:00 PM
Game Duration: 2:06
Attendance: 4,405

Officials: Craig Murley, Tyler Kump, Shane Stages

Middle Tenn. - 93												
Record: 14-6 (5-2)												
NO. Name	Min	FG	3P	FT	Rebounds	Fouls	TP	AS	TO	ST	Blocks	+/-
		M-A	M-A	M-A	OR DR TOT	PF FD					BS BA	
1 Tyler Millin	F 16:51	0-2	0-1	0-0	1 2 3	2 1 0	0	0	1	0	0	-5
2 DeAndre Dishman	F 27:36	4-8	0-0	2-2	0 2 2	4 2 10	4	0	1	1	2	8
3 Donovan Sims	G 33:16	7-11	2-5	6-6	1 5 6	1 3 22	6	6	2	1	0	8
5 Eli Lawrence	G 23:47	3-6	1-3	0-0	1 1 2	2 1 7	1	3	0	2	0	1
11 Josh Jefferson	G 31:07	8-11	7-9	8-9	0 3 3	2 5 31	1	1	0	0	0	0
4 Justin Buford	21:03	2-3	0-0	0-0	1 5 6	3 0 4	1	0	1	0	0	11
12 Teafale Lenard	18:13	3-7	2-4	0-0	0 2 2	2 0 8	0	0	0	2	0	7
15 Christian Fussell	12:24	2-3	2-3	0-0	1 3 4	1 0 6	2	0	0	0	0	0
24 Camryn Weston	17:43	2-3	1-1	0-0	0 2 2	4 2 5	5	6	1	0	0	10
Team					2 1 3	0 0 0						
Totals		31-54	15-26	16-17	7 26 33	21 14 93	20	16	6	6	3	8

Shooting By Period	
--------------------	--

GAME 23

Feb. 5, 2022 • **WKU 77, Old Dominion 60**
Chartway Arena • Norfolk, Va.



Official Basketball Box Score - Final
Western Ky. at Old Dominion
02/05/22 Chartway Arena, Norfolk
2021-22 Men's Basketball

Game Time: 7:00 PM
Game Duration: 1:46
Attendance: 5,914

Western Ky. - 77

Record: 12-11 (4-6)

Officials: Allen Sutton, Barry Mathis, Blake Harris

NO. Name	Min	FG		3P		FT		Rebounds		Fouls		TP	AS	TO	ST	Blocks		+/-
		M-A	M-A	M-A	M-A	OR	DR	TOT	PF	FD	BS					BA		
3 Jarius Hamilton	F 33:50	3-9	1-3	2-2	0	6	6	3	2	9	1	0	0	0	0	1	19	
33 Jamarion Sharp	C 31:30	5-5	0-0	1-4	1	1	2	2	2	11	2	1	1	5	0	22		
14 Luke Frampton	G 19:22	5-8	4-7	0-0	0	1	1	0	1	14	0	0	0	0	0	6		
20 Dayvion McKnight	G 32:20	6-11	1-2	2-2	0	1	1	0	3	15	6	4	4	0	0	3		
55 Camron Justice	G 34:44	6-16	4-11	2-2	0	7	7	1	4	18	5	0	1	0	0	19		
4 Josh Anderson	34:51	2-4	1-3	2-2	2	6	8	0	1	7	2	1	0	0	0	22		
13 Sherman Brashear	06:10	1-2	1-2	0-0	0	1	1	0	0	3	0	0	0	0	0	-1		
50 Isaiah Cozart	05:16	0-0	0-0	0-0	0	1	1	0	0	0	0	0	0	0	0	-3		
5 Noah Stansbury	00:39	0-0	0-0	0-0	0	0	0	0	0	0	1	0	0	0	0	0		
12 Tyler Olden	00:39	0-0	0-0	0-0	0	0	0	0	0	0	0	0	0	0	0	-2		
32 Bailey Conrad	00:39	0-0	0-0	0-0	0	0	0	0	0	0	0	0	0	0	0	0		
Team					2	2	4			0								
Totals		28-55	12-28	9-12	4	27	31	6	13	77	17	6	6	5	1	17		

Technical Fouls: NONE

Old Dominion - 60

Record: 9-13 (4-5)

Officials: Allen Sutton, Barry Mathis, Blake Harris

NO. Name	Min	FG		3P		FT		Rebounds		Fouls		TP	AS	TO	ST	Blocks		+/-
		M-A	M-A	M-A	M-A	OR	DR	TOT	PF	FD	BS					BA		
22 Kalu Ezikpe	F 35:53	8-15	0-0	0-0	1	5	6	2	0	16	4	2	0	0	2	-12		
23 Austin Trice	F 29:16	4-9	0-0	0-0	4	9	13	1	1	8	2	2	0	0	2	-11		
0 Mekhi Long	G 35:48	4-9	0-2	2-5	3	1	4	3	5	10	2	1	1	1	0	-9		
12 Jaylin Hunter	G 37:38	3-7	1-4	0-0	1	4	5	3	0	7	5	3	1	0	1	-9		
25 C.J. Keyser	G 36:26	7-16	5-10	0-0	0	3	3	2	0	19	1	2	0	0	0	-7		
15 Charles Smith IV	08:11	0-2	0-2	0-0	0	1	1	0	0	0	0	0	0	0	0	-8		
11 A.J. Oliver	12:37	0-3	0-2	0-0	0	0	0	2	0	0	0	0	1	0	0	-21		
3 Imo Essien	02:22	0-0	0-0	0-0	0	0	0	0	0	0	1	0	0	0	0	-8		
10 D'Angelo Stines	01:49	0-1	0-1	0-0	0	0	0	0	0	0	0	0	0	0	0	0		
Team					2	2	4			0								
Totals		26-62	6-21	2-5	11	25	36	13	6	60	15	10	3	1	5	-17		

Technical Fouls: NONE

	Wester		Points from Turnovers	Old		Period by Period Scoring
	1st	2nd		1st	2nd	
Biggest lead	20 (2 nd 0:12)	7 (1 st 10:27)	11	4		
Best Scoring Run	11 (1 st 3:11)	5 (2 nd 4:45)	24	30		
Lead Changes	1	2	6	6		
Times Tied	1	1	9	3		
Time with Lead	24:55	13:32	10	0		

GAME 24

Feb. 10, 2022 • **WKU 76, Florida Atlantic 69**
E.A. Diddle Arena • Bowling Green, Ky.



Official Basketball Box Score - Final
Fla. Atlantic at Western Ky.
02/10/22 E.A. Diddle Arena, Bowling Green
2021-22 Men's Basketball

Game Time: 7:00 PM
Game Duration: 2:06
Attendance: 3,347

Fla. Atlantic - 69

Record: 15-10 (8-4)

Officials: James Breeding, Gerry Pollard, Chance Moore

NO. Name	Min	FG		3P		FT		Rebounds		Fouls		TP	AS	TO	ST	Blocks		+/-
		M-A	M-A	M-A	M-A	OR	DR	TOT	PF	FD	BS					BA		
50 Vladislav Goldin	F 23:00	2-5	0-0	0-0	2	2	4	1	0	4	0	2	1	1	2	-3		
2 Everett Winchester	G 18:23	3-7	0-2	0-0	1	2	3	4	1	6	3	4	0	0	0	-9		
4 Bryan Greenlee	G 33:13	4-7	2-5	0-0	0	2	2	3	1	10	3	1	0	0	0	-12		
11 Michael Forrest	G 33:28	5-12	4-9	6-7	0	3	3	0	2	20	5	1	1	0	2	-1		
15 Alijah Martin	G 30:33	3-7	3-6	3-5	1	1	2	2	2	12	1	1	4	2	1	-9		
3 Giancarlo Rosado	15:56	3-6	0-1	0-0	1	0	1	2	0	6	0	3	1	0	1	-1		
10 Johnell Davis	23:45	4-12	1-5	0-1	3	3	6	4	4	9	1	2	1	0	2	8		
20 Blumba Baruti	13:18	1-4	0-1	0-0	1	3	4	1	0	2	0	1	0	0	0	2		
23 Brandon Weatherspoon	07:17	0-2	0-0	0-0	0	2	2	1	0	0	0	0	0	0	0	-8		
1 Madiaw Niang	01:07	0-0	0-0	0-0	0	0	0	0	0	0	0	0	0	0	0	-2		
Team					3	3	6			0								
Totals		25-62	10-31	9-13	12	21	33	18	10	69	13	16	8	3	8	7		

Technical Fouls: NONE

Western Ky. - 76

Record: 13-11 (5-6)

Officials: James Breeding, Gerry Pollard, Chance Moore

NO. Name	Min	FG		3P		FT		Rebounds		Fouls		TP	AS	TO	ST	Blocks		+/-
		M-A	M-A	M-A	M-A	OR	DR	TOT	PF	FD	BS					BA		
3 Jarius Hamilton	F 35:42	4-11	0-3	4-4	1	8	9	2	3	12	2	1	0	0	0	7		
33 Jamarion Sharp	C 36:57	7-7	0-0	1-2	2	7	9	3	2	15	1	0	1	7	0	13		
14 Luke Frampton	G 16:15	1-4	1-3	0-0	1	1	2	0	1	3	1	0	0	0	1	7		
20 Dayvion McKnight	G 40:00	7-16	1-2	3-4	0	2	2	1	5	18	4	4	4	4	0	1	7	
55 Camron Justice	G 37:49	4-12	3-8	8-9	0	5	5	3	7	19	4	1	0	0	1	5		
4 Josh Anderson	31:55	4-6	1-3	0-0	1	2	3	2	0	9	1	4	2	1	0	-4		
13 Sherman Brashear	01:22	0-0	0-0	0-0	0	0	0	0	0	0	0	0	0	0	0	0		
Team					4	3	7			0								
Totals		27-56	6-19	16-19	9	28	37	12	18	76	13	11	7	8	3	7		

Technical Fouls: Sharp 2nd 15:49 Coach 2nd 5:19

	FAU		Points from Turnovers	WKU		Period by Period Scoring
	1st	2nd		1st	2nd	
Biggest lead	7 (1 st 4:45)	11 (2 nd 9:23)	7	11		
Best Scoring Run	9 (1 st 11:27)	15 (2 nd 19:00)	22	30		
Lead Changes	2	2	13	9		
Times Tied	2	2	4	10		
Time with Lead	10:37	28:06	17	9		

2021-22 OVERALL SEASON STATISTICS

Game Records

Record	Overall	Home	Away	Neutral
ALL GAMES	13-11	10-4	2-5	1-2
CONFERENCE	5-6	3-3	2-3	0-0
NON-CONFERENCE	8-5	7-1	0-2	1-2

Score by Periods

Team	1st	2nd	OT	TOT
Western Ky.	866	967	0	1833
Opponents	768	904	0	1672

Team Box Score

No.	Player	Total			3-Point			F-Throw		Rebounds				PF	DQ	A	TO	BLK	STL	PTS	AVG	
		GP-GS	MIN	AVG	FG-FGA	FG%	3FG-3FGA	3FG%	FT-FTA	FT%	OFF	DEF	TOT									AVG
20	MCKNIGHT, Dayvion	24-24	849:57	35.4	137-281	.488	9-27	.333	82-105	.781	33	105	138	5.8	38	0	149	82	0	49	365	15.2
55	JUSTICE, Camron	22-18	690:44	31.4	103-236	.436	53-135	.393	53-65	.815	3	64	67	3.0	35	1	67	49	2	29	312	14.2
3	HAMILTON, Jairus	23-22	717:19	31.2	113-261	.433	26-91	.286	48-74	.649	26	104	130	5.7	46	1	41	54	5	19	300	13.0
4	ANDERSON, Josh	21-6	600:17	28.6	88-181	.486	25-61	.410	64-79	.810	18	68	86	4.1	44	0	37	32	10	50	265	12.6
14	FRAMPTON, Luke	24-24	740:02	30.8	70-172	.407	51-129	.395	22-26	.846	16	65	81	3.4	36	0	41	27	5	24	213	8.9
33	SHARP, Jamarion	24-20	659:56	27.5	91-124	.734	0-0	.000	19-41	.463	38	122	160	6.7	45	0	8	25	108	17	201	8.4
1	BUTZ, Jaylen	16-4	185:10	11.6	29-54	.537	0-2	.000	10-24	.417	19	22	41	2.6	21	0	3	17	5	9	68	4.3
0	MILES, Darrius	1-0	09:58	10.0	2-5	.400	0-1	.000	0-0	.000	2	0	2	2.0	2	0	0	0	0	0	4	4.0
13	BRASHEAR, Sherman	20-2	184:07	9.2	25-62	.403	15-47	.319	10-12	.833	5	25	30	1.5	11	0	6	8	0	4	75	3.8
50	COZART, Isaiah	10-0	58:21	5.8	9-12	.750	0-0	.000	4-7	.571	5	11	16	1.6	1	0	0	0	8	2	22	2.2
12	OLDEN, Tyler	5-0	09:16	1.9	2-7	.286	2-7	.286	0-0	.000	0	1	1	0.2	0	0	0	0	0	0	6	1.2
32	CONRAD, Bailey	7-0	25:24	3.6	1-7	.143	0-5	.000	0-1	.000	0	4	4	0.6	1	0	0	1	0	1	2	0.3
5	STANSBURY, Noah	11-0	69:29	6.3	0-5	.000	0-5	.000	0-0	.000	0	9	9	0.8	8	0	9	4	0	1	0	0.0
Team											33	50	83					12				
Total		24	4800		670-1407	.476	181-510	.355	312-434	.719	198	650	848	35.3	288	2	361	311	143	205	1833	76.4
Opponents		24	4800		629-1513	.416	234-686	.341	180-251	.717	268	609	877	36.5	397	6	374	357	66	162	1672	69.7

Team Statistics

	WESTKY	OPP
Scoring	1833	1672
Points per game	76.4	69.7
Scoring margin	+6.7	-
Field goals-att	670-1407	629-1513
Field goal pct	.476	.416
3 point fg-att	181-510	234-686
3-point FG pct	.355	.341
3-pt FG made per game	7.5	9.8
Free throws-att	312-434	180-251
Free throw pct	.719	.717
F-Throws made per game	13.0	7.5
Rebounds	848	877
Rebounds per game	35.3	36.5
Rebounding margin	-1.2	-
Assists	361	374
Assists per game	15.0	15.6
Turnovers	311	357
Turnovers per game	13.0	14.9
Turnover margin	+1.9	-
Assist/turnover ratio	1.2	1.0
Steals	205	162
Steals per game	8.5	6.8
Blocks	143	66
Blocks per game	6.0	2.8
Winning streak	3	-
Home win streak	1	-
Attendance	54544	48899
Home games-Avg/Game	14-3896	7-6986
Neutral site-Avg/Game	-	3-3605

Team Results

Date	Opponent		Score	Att.
11/09/2021	Alabama St.	W	79-74	4023
11/12/2021	vs Minnesota	L	69-73	2296
11/14/2021	vs South Carolina	L	64-75	2362
11/19/2021	at Memphis	L	62-74	13375
11/24/2021	Alabama A&M	W	88-62	3152
11/27/2021	UT Martin	W	81-66	2927
11/30/2021	Rhodes	W	105-35	2737
12/04/2021	Eastern Ky.	W	85-80	4249
12/08/2021	Buffalo	L	67-77	3689
12/11/2021	vs Ole Miss	W	71-48	6157
12/14/2021	Centre	W	90-52	3240
12/18/2021	Louisville	W	82-72	7053
12/22/2021	at Kentucky	L	60-95	20221
01/01/2022	at Louisiana Tech	L	73-74	2348
01/08/2022	FIU	W	84-71	4411
01/13/2022	Rice	W	80-66	2933
01/15/2022	North Texas	L	60-65	4012
01/20/2022	at Fla. Atlantic	L	69-78	1305
01/22/2022	at FIU	L	83-86	2712
01/27/2022	UAB	L	65-68	4136
01/29/2022	Middle Tenn.	L	85-93	4435
02/03/2022	at Charlotte	W	78-59	3024
02/05/2022	at Old Dominion	W	77-60	5914
02/10/2022	Fla. Atlantic	W	76-69	3547

2021-22 CONFERENCE PLAY STATISTICS

Game Records

Record	Overall	Home	Away	Neutral
ALL GAMES	5-6	3-3	2-3	0-0
CONFERENCE	5-6	3-3	2-3	0-0
NON-CONFERENCE	0-0	0-0	0-0	0-0

Score by Periods

Team	1st	2nd	OT	TOT
Western Ky.	388	442	0	830
Opponents	361	428	0	789

Team Box Score

No.	Player				Total		3-Point		F-Throw		Rebounds											
		GP-GS	MIN	AVG	FG-FGA	FG%	3FG-3FGA	3FG%	FT-FTA	FT%	OFF	DEF	TOT	AVG	PF	DQ	A	TO	BLK	STL	PTS	AVG
20	MCKNIGHT, Dayvion	11-11	396:13	36.0	73-150	.487	5-16	.313	39-50	.780	13	38	51	4.6	19	0	68	30	0	21	190	17.3
55	JUSTICE, Camron	11-11	386:32	35.1	55-118	.466	31-70	.443	26-32	.813	2	41	43	3.9	23	1	36	30	1	9	167	15.2
4	ANDERSON, Josh	11-0	308:21	28.0	47-98	.480	14-36	.389	40-48	.833	10	34	44	4.0	19	0	14	21	5	24	148	13.5
3	HAMILTON, Jairus	11-11	367:34	33.4	41-111	.369	10-39	.256	20-31	.645	9	50	59	5.4	17	0	19	19	2	7	112	10.2
33	SHARP, Jamarion	11-11	331:03	30.1	43-55	.782	0-0	.000	9-20	.450	13	47	60	5.5	27	0	6	11	43	8	95	8.6
14	FRAMPTON, Luke	11-11	314:37	28.6	30-63	.476	26-51	.510	8-9	.889	8	35	43	3.9	13	0	12	6	4	11	94	8.5
1	BUTZ, Jaylen	7-0	48:53	7.0	6-10	.600	0-0	.000	4-10	.400	8	5	13	1.9	9	0	0	5	2	0	16	2.3
13	BRASHEAR, Sherman	7-0	29:27	4.2	3-9	.333	2-8	.250	0-0	.000	0	3	3	0.4	2	0	1	0	0	0	8	1.1
12	OLDEN, Tyler	2-0	01:08	0.6	0-0	.000	0-0	.000	0-0	.000	0	0	0	0.0	0	0	0	0	0	0	0	0.0
5	STANSBURY, Noah	2-0	01:43	0.9	0-0	.000	0-0	.000	0-0	.000	0	0	0	0.0	0	0	1	0	0	0	0	0.0
32	CONRAD, Bailey	2-0	01:08	0.6	0-0	.000	0-0	.000	0-0	.000	0	0	0	0.0	0	0	0	0	0	0	0	0.0
50	COZART, Isaiah	4-0	13:22	3.3	0-1	.000	0-0	.000	0-0	.000	0	3	3	0.8	0	0	0	0	0	1	0	0.0
Team												18	24	42				6				
Total		11	2200		298-615	.485	88-220	.400	146-200	.730	81	280	361	32.8	129	1	157	128	57	81	830	75.5
Opponents		11	2200		295-670	.440	109-295	.369	90-124	.726	114	270	384	34.9	173	2	185	143	32	69	789	71.7

Team Statistics

	WESTKY	OPP
Scoring	830	789
Points per game	75.5	71.7
Scoring margin	+3.7	-
Field goals-att	298-615	295-670
Field goal pct	.485	.440
3 point fg-att	88-220	109-295
3-point FG pct	.400	.369
3-pt FG made per game	8.0	9.9
Free throws-att	146-200	90-124
Free throw pct	.730	.726
F-Throws made per game	13.3	8.2
Rebounds	361	384
Rebounds per game	32.8	34.9
Rebounding margin	-2.1	-
Assists	157	185
Assists per game	14.3	16.8
Turnovers	128	143
Turnovers per game	11.6	13.0
Turnover margin	+1.4	-
Assist/turnover ratio	1.2	1.3
Steals	81	69
Steals per game	7.4	6.3
Blocks	57	32
Blocks per game	5.2	2.9
Winning streak	3	-
Home win streak	1	-
Attendance	23474	15303
Home games-Avg/Game	6-3912	5-3061
Neutral site-Avg/Game	-	0-0


Team Results

Date	Opponent		Score	Att.
01/01/2022	at Louisiana Tech	L	73-74	2348
01/08/2022	FIU	W	84-71	4411
01/13/2022	Rice	W	80-66	2933
01/15/2022	North Texas	L	60-65	4012
01/20/2022	at Fla. Atlantic	L	69-78	1305
01/22/2022	at FIU	L	83-86	2712
01/27/2022	UAB	L	65-68	4136
01/29/2022	Middle Tenn.	L	85-93	4435
02/03/2022	at Charlotte	W	78-59	3024
02/05/2022	at Old Dominion	W	77-60	5914
02/10/2022	Fla. Atlantic	W	76-69	3547

RADIO/TV GUIDE



0 | Darrius Miles
So. | C | 6-10 | 295




1 | Jaylen Butz
R-Sr. | F | 6-9 | 230




3 | Jairus Hamilton
Sr. | F | 6-8 | 230



4 | Josh Anderson
5th | G | 6-6 | 190



5 | Noah Stansbury
R-Fr. | G | 6-0 | 170



10 | Elijah Hughey
Fr. | G | 6-4 | 200



12 | Tyler Olden
Fr. | G | 5-11 | 210



13 | Sherman Brashear
So. | G | 6-5 | 180




14 | Luke Frampton
R-Sr. | G | 6-5 | 205




20 | Dayvion McKnight
So. | G | 6-1 | 195




32 | Bailey Conrad
So. | F | 6-7 | 220



33 | Jamarion Sharp
Jr. | C | 7-5 | 235



50 | Isaiah Cozart
Jr. | F | 6-7 | 240



55 | Camron Justice
Gr-Sr. | G | 6-3 | 185