



# 2021-22 FAU MEN'S BASKETBALL

[www.FAUSports.com](http://www.FAUSports.com)

Andy Seeley, Sr. Associate AD / External Relations  
aseeley@fau.edu • Cell - 407.342.1406

## 2021-22 Schedule/Results

Date	Opponent	Time
Nov. 10	at New Mexico	L, 99-92
NOV. 13	WARNER	W, 78-56
NOV. 16	MIAMI	L, 68-66

The Paradise Classic		
NOV. 19	UT MARTIN	W, 75-67
NOV. 20	NORTH DAKOTA	W, 98-79
NOV. 22	TROY	L, 83-78 (OT)

NOV. 28	JAMES MADISON	L, 69-65
DEC. 1	STETSON	W, 83-73
DEC. 5	NORTH FLORIDA	W, 76-41
DEC. 8	PALM BEACH ATLANTIC	W, 84-63
Dec. 15	at VCU	L, 66-46
DEC. 17	FLORIDA TECH	W, 78-55
Dec. 21	at High Point	L, 55-52
Jan. 8	at Marshall ^	W, 90-77
Jan. 13	at Middle Tennessee ^	L, 70-57
Jan. 15	at UAB ^	L, 67-65
JAN. 17	CHARLOTTE ^	W, 96-67
JAN. 20	WKU ^	W, 78-69
JAN. 22	MARSHALL ^	W, 71-60
Jan. 27	at UTEP ^	L, 70-68
Jan. 29	at UTSA ^	2 p.m.
FEB. 3	LOUISIANA TECH ^	7 p.m.
FEB. 5	SOUTHERN MISS ^	4 p.m.
FEB. 8	OLD DOMINION ^	6 p.m.
Feb. 10	at WKU ^	8 p.m.
FEB. 17	NORTH TEXAS ^	7 p.m.
FEB. 19	MIDDLE TENNESSEE ^	4 p.m.
Feb. 24	at Old Dominion ^	7 p.m.
Feb. 26	at Charlotte ^	4 p.m.
March 3	at FIU ^	7 p.m.
MARCH 5	FIU ^	2 p.m.

^ C-USA game

All times Eastern

## Record Breakdown

Overall	11-9
Conference USA	4-3
Home	10-3
Away	1-6
Neutral	0-0
vs. Mountain West Conference	0-1
vs. Atlantic Coast Conference	0-1
vs. Ohio Valley Conference	1-0
vs. Summit League	1-0
vs. Sun Belt Conference	0-1
vs. Colonial Athletic Association	0-1
vs. Atlantic Sun Conference	2-0
vs. Atlantic 10 Conference	0-1
vs. Big South Conference	0-1
vs. Non-Division I	3-0

## Game #21

**Florida Atlantic Owls • 11-9, 4-3 CUSA**

**VS**

**UTSA Roadrunners • 8-13, 1-7 CUSA**

UTSA Convocation Center • San Antonio, Texas • Jan. 29 • 2 p.m. ET/1 p.m. CT

**Radio:** Fox Sports 640 AM (Ken LaVicka)

**TV/Stream:** ESPN+

**Series Record:** FAU leads, 7-6

**Last Meeting:** UTSA 86, FAU 75 (Feb. 13, 2021)



## Quick Turnaround As Owls Look to Bounce Back

The Florida Atlantic University men's basketball team lost a heart-breaker Thursday night in El Paso. UTEP took a 70-68 victory on a tip-in at the buzzer. The Owls will now look to regroup quickly as they head to San Antonio to take on the UTSA Roadrunners Saturday at 1 p.m. CT/2 p.m. ET.

Tipoff for Saturday's game will come just 39 hours after the conclusion of Thursday's contest.

The loss to UTEP dropped FAU out of first place in the East Division of Conference USA. But the Owls are only one game back of Middle Tennessee, which has a tough contest vs. Western Kentucky Saturday. Thursday's loss also snapped a three-game winning streak for the Owls.

FAU is now 1-6 on the road this season, with its lone road victory coming at Marshall to open Conference USA play. The Owls have also struggled in close games. FAU is 0-3 in one-possession games and 0-5 in games decided by seven points or less.

The Owls have dropped two straight to UTSA, dropping both ends of a two-game series in San Antonio last season, when the schedule was modified due to Covid-19.

The FAU-UTSA tilt will be heard in the South Florida area on Fox Sports 640 AM and will be streamed on ESPN+.

### Series Information

Overall	7-6
Home	4-1
Away	2-5
Neutral	1-0
Streak	UTSA, W2

### Coaching Matchup

**FAU - Dusty May**  
Overall Record: 58-50 (4th season)  
FAU Record: Same  
vs. Henson: 2-3

**UTSA - Steve Henson**  
Overall Record: 87-92 (6th season)  
UTSA Record: Same  
vs. May: 3-2

**FAU Men's Basketball Notes**  
[www.FAUSports.com](http://www.FAUSports.com)

# 2021-22 FAU MEN'S BASKETBALL GAME NOTES

## General Information

Location	Boca Raton, Fla.
Founded	1961
Enrollment	30,522
Nickname	Owls
Colors	Blue and Red
Arena	Abessinio Court at FAU Arena (2,500)
Affiliation	Division I
Conference	Conference USA
Athletics Phone	(561) 297-3199
Ticket Office Phone	(561) 297-0579
President	Dr. John Kelly
Athletics Director	Brian White
SWA	Mary Giardina

## History

First Year	1988-89
Seasons Played	33
First Season in DI	1994-95
All-Time Record	<b>426-600</b>
Division I Record	315-522
Conference Titles	1 (ASUN, 2002)
Postseason Appearances	Three
	2002 NCAA, 2011 NIT, 2019 CIT
NCAA Tournament	0-1

## 2020-21 In Review

Overall Record	13-10
Home	7-1
Away	4-7
Conference	7-5
C-USA Finish	4th/East
Starters Returning/Lost	2/3
Letterwinners Returning/Lost	11/3
Newcomers	5

## Coaching and Support Staff

Head Coach	Dusty May
Alma Mater	Indiana '00
Record at FAU (Years)	<b>58-50</b> (4th year)
C-USA Record (Years)	<b>27-28</b> (4th year)
Career Record (Years)	Same
Assistant Coach (Alma Mater)	Kyle Church (Charlotte '10)
Assistant Coach (Alma Mater)	Todd Abernethy (Ole Miss '07)
Assistant Coach (Alma Mater)	Drew Williamson (ODU '07)
Director of Operations (Alma Mater)	Ben Gonzalez (UF '17)
Asst. to the Head Coach (Alma Mater)	Brandon Gilbert (UF '14)
Graduate Assistant (Alma Mater)	Zack McKeown (Indiana '20)
Managers	Norman Gomez, Albert Hernandez, Tyler Mumford, AJ Peretto, Christian Russo, Joshua Smith, Malachi Thomas, Blake Ulmer
Athletic Trainer	Joe Ramos
Strength & Conditioning Coach	Matt Thomas
Basketball Office Phone	(561) 297-0097

## Media Relations

Assistant AD	Katrina McCormack
Sr. Associate AD (MBB)	Andy Seeley
Phone	407.342.1406
Email	aseeley@fau.edu
Twitter	@FAUMB
Instagram	@FAUMB
Facebook	FAUMB
Athletics Website	FAUSports.com
The Voice of FAU	Ken LaVicka
	Fox Sports 640AM South Florida

## From Way Downtown

The Owls are one of the more prolific 3-point shooting teams in C-USA. FAU was No. 3 in the league and No. 51 in the nation in 3FG/game, averaging 9.1 coming into this week. The Owls were also No. 5 in C-USA and No. 88 in the nation in 3FG%, hitting at a .357 clip.

The Owls were 16-of-21 from 3-point range vs. Charlotte on Jan. 17 for a .762 percentage from behind the arc. That crushed the previous 3-pt FG % school record.

## Cleaning the Glass

Rebounding has been a point of emphasis for the Owls the last two seasons. The Owls were No. 1 in CUSA and No. 58 in the nation in rebound margin at +5.2 heading into the week. In all but three games this year, FAU has tied or outrebounded the opposition. FAU has owned the edge by 10 or more seven times, with a high of +17 (at UNM). On the offensive glass, FAU was No. 4 in CUSA and No. 103 in the nation at 11.3 offensive rebounds per game.

## Trending Upward

FAU posted its third consecutive winning season in 2020-21, making Dusty May the first Owls' head coach to lead a team to three straight winning seasons in the school's NCAA Division I history. Back in 1992, Tim Loomis coached the Owls to three straight seasons with a winning percentage above .500 while the team was a member of NCAA Division II.

A winning record in 2021-22 would make May the first ever at FAU to coach a men's basketball team to four straight seasons above .500.

## 2021-22 Roster Breakdown

### Returners (11)

#	Name	Ht.	Wt.	Pos.	Yr.	20-21 GP-GS	PPG	RPG
0	Nicholas Boyd	6-3	175	G	Fr. (2nd yr.)	23-0	5.1	2.0
1	Madiaw Niang	6-9	230	F	Jr.	22-0	1.5	1.7
2	Everett Winchester	6-6	212	G	Gr.	22-14	5.5	4.3
3	Giancarlo Rosado	6-8	247	F	Fr. (2nd yr.)	20-0	3.1	1.8
4	Bryan Greenlee	6-0	191	G	So.	23-23	10.0	3.0
10	Jhonnell Davis	6-4	203	G	Fr. (2nd yr.)	23-0	3.2	2.8
11	Michael Forrest	6-1	174	G	Jr.	23-17	12.5	3.7
15	Aljiah Martin	6-2	210	G	Fr. (2nd yr.)	21-2	4.2	2.4
21	Alejandro Ralat	6-0	160	G	R-Fr.	7-0	1.3	0.1
32	Brant Ulmer	6-7	201	F	R-Fr.	5-0	0.4	0.4
35	Dardan Kapiti	6-10	213	F	So.	20-0	2.0	1.9

### Newcomers (5)

#	Name	Ht.	Wt.	Pos.	Yr.	Hometown (Prev. School)
5	Bogdan Zimonjic	6-5	190	G	Fr. (True)	Belgrade, Serbia (Gimnazija Sveti Sava)
12	Tre Carroll	6-7	227	F	Fr. (True)	Punta Gorda, Fla. (Charlotte HS)
20	Bitumba Baruti	6-7	220	F	Gr.	Lubumbashi, DRC (East Carolina)
23	Brandon Weatherspoon	6-4	186	G	So.	Canton, Miss. (Holmes CC)
50	Vlad Goldin	7-1	240	C	Fr. (2nd yr.)	Nalchick, Russia (Texas Tech)

### By Class

Freshmen	9
Sophomores	3
Juniors	2
Seniors/GS	2

### By State

Florida	5
Mississippi	2
Indiana	1
Maryland	1
New York	1

### By Country

USA (inc. PR)	11
DRC	1
Kosovo	1
Russia	1
Serbia	1
Senegal	1

# 2021-22 FAU MEN'S BASKETBALL GAME NOTES

## A-Mart Special

Alijah Martin has stepped up in a big way during his second year as an Owl. After averaging 4.2 points in his first season, the second-year freshman is putting up 13.8 ppg this season. Martin has scored in double digits in 10 straight games and 16 of 20 games this year. He tallied 10+ points just 4 times in 21 games last year.

His 5.6 rebounds per game leads the team. He's also leading the team in steals, averaging 1.4 per game.

## Seeing the Forrest For the Threes

Michael Forrest is one of the most prolific 3-point shooters in Conference USA. He was No. 4 in the league and No. 56 in the nation in 3-pointers per game (2.74), No. 2 in CUSA in 3-pointers attempted (146) coming into the week. His .369 percentage from beyond the arc was No. 4 in C-USA and No. 84 in the nation.

At 220 career 3-point field goals, he sits third all-time in FAU history.

Forrest has hit at least one 3-pointer in 94 of 108 career games and has made at least one in 70 of 75 games over the past three seasons. Forrest scored 27 points, including 6 3-point field goals, against Marshall in the C-USA opener. It was the 15th time he has scored 20+ points in his FAU career and the 6th time he has made 5 or more triples.

## Sharing is Caring

Bryan Greenlee was credited with 10 assists in the Owls' first win over Marshall. It was the first time an Owl has dished out 10 or more dimes in nine years. He has at least one assist in 19 of 20 games this season, after recording 5 Thursday at UTEP. The third-year sophomore is No. 4 in C-USA in assist/turnover ratio at +1.91.

## Goldin's Got Game

7-foot 1-inch freshman center Vlad Goldin was a force Thursday night vs. UTEP. The big man scored a career-high 19 points on 9-of-12 shooting, grabbed six rebounds, blocked a shot and logged a season-high 30 minutes on the court.

## The Last Time FAU ...

Scored 90+ .....	1/17/22 (96-67 vs. Charlotte)
Scored 95+ .....	1/17/22 (96-67 vs. Charlotte)
Scored 100+ .....	1/16/21 (107-63 vs. FIU)
Allowed 100+ .....	2/6/16 (107-67 at UAB)
Allowed 50 or less .....	12/5/21 (76-41 vs. North Florida)
Won an OT game .....	1/22/21 (66-53 vs. Charlotte)
Lost an OT game .....	11/22/21 (83-78 vs. Troy)
Won a Multi-OT gm .....	2/11/12 (86-81 vs. UNT-2OT)
Lost a Multi-OT gm .....	12/14/18 (75-71 at Ark St-2OT)
Made 35+ FGs .....	11/20/21 (35 vs. North Dakota)
Made 15+ 3FGs .....	1/17/22 (16 vs. Charlotte)
Made 30+ FTs .....	11/13/10 (33 vs. Milwaukee)
Made 25+ FTs .....	2/23/19 (25 vs. FIU)
Grabbed 50+ Reb .....	12/3/20 vs. (56 vs. Florida National)
Tallied 20+ Assists .....	1/20/22 (20 vs. WKU)
Nabbed 15+ Steals .....	12/12/20 (17 vs. Florida Memorial)

## The Last Time an Owl ...

Scored 25+ points .....	Michael Forrest (27)
	1/8/22 at Marshall
Scored 30+ points .....	Cornelius Taylor (34)
	1/19/20 at Rice
Made 10+FG .....	Michael Forrest (10)
	1/16/21 vs. FIU
Made 5+ 3FGs .....	Michael Forrest (6)
	1/8/22 at Marshall
Made 10+FTs .....	Michael Forrest (10)
	1/2/20 vs. UTSA
Made 15+FTs .....	Raymond Taylor (16)
	12/10/09 vs Warner
Grabbed 15+ Reb .....	Ronald Delph (17)
	1/11/18 at UTEP
Dished 10+ Assists .....	Bryan Greenlee (10)
	1/8/22 at Marshall
Tallied a double-double .....	Everett Winchester
	1/16/21, 12 pts/14 reb vs. FIU



EAST				
Middle Tennessee	5-2	0.714	14-6	0.700
Charlotte	4-2	0.667	11-7	0.611
Florida Atlantic	4-3	0.571	11-9	0.550
Old Dominion	2-4	0.333	7-12	0.368
FIU	2-5	0.286	12-8	0.600
WKU	2-5	0.286	10-10	0.500
Marshall	0-8	0.000	7-14	0.333
WEST				
UAB	7-1	0.875	17-4	0.810
Louisiana Tech	7-1	0.875	16-4	0.800
North Texas	7-1	0.875	14-4	0.778
UTEP	5-3	0.625	12-8	0.600
Rice	4-4	0.500	11-8	0.579
Southern Miss	1-5	0.167	6-13	0.316
UTSA	1-7	0.125	8-13	0.381

# 2021-22 FAU MEN'S BASKETBALL GAME NOTES

## Leading the Owls

A look at how many times each Owl has led FAU in points, rebounds, assists and steals:  
(Including ties ... if two or more players tie for team lead, each of them is credited)

### Points

Alijah Martin - 9  
Michael Forrest - 8  
Bryan Greenlee - 2  
Vlad Goldin - 2  
Everett Winchester - 1

### Rebounds

Alijah Martin - 7  
Vlad Goldin - 4  
Bitumba Baruti - 3  
Johnell Davis - 3  
Michael Forrest - 2  
Everett Winchester - 2  
Madiaw Niang - 1  
Greenlee / Rosado - 1

### Assists

Bryan Greenlee - 9  
Michael Forrest - 7  
Everett Winchester - 7  
Alijah Martin - 2  
Bitumba Baruti - 1

### Steals

Michael Forrest - 9  
Alijah Martin - 6  
Bryan Greenlee - 5  
Giancarlo Rosado - 3  
Everett Winchester - 3  
Vlad Goldin - 2  
Johnell Davis - 2  
Baruti / Zimonjic - 1

## By The Numbers

### Win/Loss Margin

	1	2	3	4	5	6	7	8	9	10-15	16-20	20+
Wins	-	-	-	-	-	-	-	1	1	3	1	5
Losses	-	2	2	-	1	-	1	-	-	1	1	1

### Leads/Deficits

FAU's Largest Halftime Lead	14 (twice) vs. Stetson, 12.1.21, vs. Charlotte, 1.17.22
FAU's Largest Halftime Deficit	16 at MTSU, 1.13.22
FAU's Largest Lead Overall	35 vs. North Florida, 12.5.21
FAU's Largest Deficit Overall	28 at MTSU, 1.13.22
FAU's Largest Winning Margin	35 vs. North Florida, 12.5.21
FAU's Largest Losing Margin	20 at VCU, 12.15.21

### Streaks

Current Overall	Lost 1
Current Home	Won 7
Current Away	Lost 3
Neutral	
Longest Winning Streak	Won 3
Longest Losing Streak	Lost 2

## Game-By-Game Leaders

A look at the Owls' individual stat leaders for each contest:

Opponent	PTS	REB	2021-22 AST	STL	3-PT
New Mexico	Forrest - 26	Baruti - 9	Winchester - 6	Winchester - 2	Forrest - 4
Warner	Martin - 17	Forrest - 7	Forrest/Greenlee - 3	Forrest - 4	Martin/Weatherspoon - 3
Miami	Forrest - 21	Goldin - 11	Greenlee - 4	Martin - 3	Forrest - 4
UT Martin	Goldin - 18	Goldin - 9	Winchester - 5	Forrest/Rosado - 2	Forrest - 5
North Dakota	Forrest - 24	Winchester - 7	Winchester - 6	Forrest - 2	Forrest - 5
Troy	Martin - 22	Martin - 8	Greenlee - 7	Forrest/Martin - 2	Three tied - 2
JMU	Forrest - 18	Martin/Rosado - 5	Greenlee/Martin - 4	Forrest - 3	Forrest/Martin - 4
Stetson	Martin - 17	Goldin - 8	Greenlee - 7	Goldin - 3	Greenlee - 3
UNF	Greenlee - 14	Baruti/Greenlee - 6	Forrest - 6	Baruti/Martin - 3	Three tied - 2
PBA	Forrest - 21	Davis - 8	Winchester - 6	Davis - 4	Forrest/Greenlee - 4
VCU	Martin - 13	Davis - 7	Greenlee - 3	Greenlee - 4	Martin - 3
Florida Tech	Forrest/Martin - 17	Baruti - 9	Forrest - 4	Forrest/Greenlee - 2	Martin - 5
High Point	Greenlee - 14	Martin - 9	Greenlee - 5	Three tied - 1	Martin - 3
Marshall	Forrest - 27	Niang - 6	Greenlee - 10	Davis/Greenlee - 3	Forrest - 6
MTSU	Martin - 13	Goldin/Martin/Forrest - 3	Forrest - 3	4 tied - 1	Martin - 2
UAB	Martin - 16	Martin - 8	Forrest/Martin - 2	Forrest/Martin - 1	Martin - 4
Charlotte	Martin - 20	Davis - 6	Forrest/Winchester - 2	Winchester - 2	Forrest/Greenlee - 4
WKU	Winchester/Forrest - 14	Winchester - 7	Forrest - 8	Martin - 3	Greenlee - 4
Marshall	Martin - 14	Martin - 7	Winchester - 3	Forrest/Martin - 2	Three with 2
UTEP	Goldin - 19	Martin - 9	Greenlee - 5	Davis/Greenlee - 2	Martin - 4

# 2021-22 FAU MEN'S BASKETBALL GAME NOTES

## FAU's Record When ...

	Overall	C-USA
At home	10-3	3-0
On the road	1-6	1-3
On a neutral floor	0-0	0-0
In November	3-4	0-0
In December	4-2	0-0
In January	4-3	4-3
In February	0-0	0-0
In March	0-0	0-0
Leading at Halftime	10-2	3-1
Trailing at Halftime	1-5	1-1
Tied at Halftime	0-1	0-1
Leading with 5:00 remaining	11-2	4-1
Trailing with 5:00 remaining	0-7	0-2
Tied with 5:00 remaining	0-0	0-0
Shooting higher FG% than opponent	7-2	3-0
Shooting lower FG% than opponent	4-7	1-3
Shooting same FG%	0-0	0-0
Shooting higher than 50%	5-0	2-0
Shooting 45-50%	1-3	1-1
Shooting 40-45%	4-2	1-0
Shooting less than 40%	1-4	0-2
Shooting higher 3FG% than opponent	8-1	2-0
Shooting lower 3FG% than opponent	2-7	1-2
Shooting same 3FG%	1-1	1-1
Making more 3FG than opponent	10-4	3-1
Making fewer 3FG than opponent	0-4	0-2
Making same number of 3FG	1-1	1-0
Shooting more FTs than opponent	8-2	2-2
Shooting fewer FTs than opponent	3-5	2-1
Shooting same number of FTs	0-2	0-0
Shooting higher FT% than opponent	4-3	1-1
Shooting lower FT% than opponent	6-7	2-3
Shooting same FT%	0-0	0-0
Out-rebounding opponent	11-5	4-1
Out-rebounded by opponent	0-3	0-1
Recording same number of rebounds	0-1	0-1
Recording more assists than opponent	9-5	3-1
Recording fewer assists than opponent	1-4	1-2
Recording same number of assists	1-0	0-0
Committing fewer turnovers than opponent	11-1	4-0
Committing more turnovers than opponent	0-7	0-3
Committing same number of turnovers	0-1	0-0
Scoring 80+ points	5-1	2-0
Scoring 70-79 points	6-1	2-0
Scoring 60-69 points	0-4	0-2
Allowing 80+ points	0-2	0-0
Allowing 70-79 points	3-3	1-3
Allowing 60-69 points	5-3	3-0
Allowing less than 60 points	3-1	0-0

## More Record Minutiae ...

### FAU's record:

Scoring more points than opponent	11-0
Scoring fewer points than opponent	0-9
Winning the opening tip	5-4
Losing the opening tip	6-5
Day games	4-2
Night games	7-7
When it rains	4-1
When it snows	0-0
Temperature under 60°	1-6
Temperature between 61-79°	9-3
Temperature over 80°	1-0
When National Anthem is sung live	0-2
When Anthem is performed live by solo instrumentalist	0-1
When Anthem is played by band	8-4
When Anthem is recorded	3-2
When Anthem is 1:40 or more	2-2
When Anthem is between 1:39 or less	9-7
Owls wear <b>Black "Paradise"</b> jerseys	1-1
Owls wear <b>Navy</b> jerseys	1-4
Owls wear <b>Red</b> jerseys	0-2
Owls wear <b>White</b> jerseys	5-2
Owls wear <b>White "Paradise"</b> jerseys	4-0
Coaches wear <b>Black</b> polos	1-3
Coaches wear <b>Gray</b> polos	0-2
Coaches wear <b>Pink</b> polos	3-0
Coaches wear <b>Red</b> polos	6-4
Coaches wear <b>Blue</b> polos	1-0
vs. canines	0-1
vs. felines	1-1
vs. mammals	7-6
vs. fowl	2-0
vs. birds of prey	2-0
vs. water-based birds of prey	1-0
vs. aquatic life	1-0
vs. wolves	0-1
vs. those related to monarchy	1-1
vs. weather phenomena	0-1
vs. mythical pilot fowl	1-0
vs. combative fowl	2-0
vs. those from Troy	0-1
vs. those who rule over a duchy	0-1
vs. those who make and sell hats	1-0
vs. temperamental male sheep	0-1
vs. black leopards	1-1
vs. those who seek precious metals	1-1
vs. sovereign rulers	1-0
vs. groups of large running mammals	2-0
vs. cerulean marauders	0-1
vs. those who blaze	0-1
vs. those who look to summit	1-0
vs. fast-sprinting birds	0-0
vs. aureate mascots	0-0
vs. callous colors	0-0

# 2021-22 FAU MEN'S BASKETBALL GAME NOTES

## Double Time

A look at the Owls' double-figure outputs:

### Double-Doubles

#1 Madaw Niang - 2021-22 (0), Career (1)  
12/29/18 at Illinois - 12 points, 14 rebounds

#2 Everett Winchester - 2021-22 (0), Career (1)  
1/16/21 vs. FIU - 12 points, 14 rebounds

### Double-Figure Scoring (*Career is at FAU*)

#0 Nicholas Boyd - 2021-22 (0), Career (3)  
#1 Madaw Niang - 2021-22 (1), Career (2)  
#2 Everett Winchester - 2021-22 (5), Career (8)  
#3 Giancarlo Rosado - 2021-22 (6), Career (8)  
#4 Bryan Greenlee - 2021-22 (11), Career (24)  
#10 Johnell Davis - 2021-22 (1), Career (2)  
#11 Michael Forrest - 2021-22 (15), Career (54)  
#15 Alijah Martin - 2021-22 (16), Career (20)  
#20 Bitumba Baruti - 2021-22 (3), Career (3)  
#23 Brandon Weatherspoon - 2021-22 (1), Career (1)  
#35 Darden Kapiti - 2021-22 (0), Career (1)  
#50 Vlad Goldin - 2021-22 (7), Career (7)

### Double-Figure Rebounding (*Career is at FAU*)

#1 Madaw Niang - 2021-22 (0), Career (3)  
#12 Everett Winchester - 2021-22 (1), Career (1)  
#50 Vlad Goldin - 2021-22 (1), Career (1)

### Double-Figure Assists (*Career is at FAU*)

#4 Bryan Greenlee - 2021-22 (1), Career (1)

## 1K Door Knocked Down

On Dec. 5 vs. UNF, Michael Forrest became the 14th 1,000-point scorer in FAU history. A driving jumper at the 6:30 mark of the first half of the ninth game put him in the 1K Club.

A look at the FAU 1,000 Point Club:

1. Greg Gantt (2009-13) .....	1,972
2. Earnest Crumbley (2000-04) .....	1,559
3. Paul Graham III (2005-09) .....	1,521
4. Craig Buchanan (1993-97) .....	1,501
5. Jeff Cowans (2000-04) .....	1,388
6. Jailyn Ingram (2016-21) .....	1,334
7. Carlos Monroe (2005-09) .....	1,316
8. Damon Arnette (1996-99) .....	1,246
9. Pablo Bertone (2010-14) .....	1,153
<b>10. Michael Forrest (2018-Pres.) .....</b>	<b>1,145</b>
11. Raymond Taylor (2009-12) .....	1,037
12. Marquan Botley (2013-16) .....	1,018
12. Shavar Richardson (2008-11) .....	1,018
14. Mike Bell (2003-05) .....	1,001

## An FAU Win Would ...

- Snap a two-game losing skid to UTSA
- Be the 59th career victory for Coach May and lift his C-USA record back to .500
- Be just the second road win of the season for the Owls
- Be WAY better than a loss

## Last Time Out - UTEP 70, FAU 68

A tip-in at the buzzer lifted the UTEP Miners over the Florida Atlantic University men's basketball team Thursday night at the Don Haskins Center. Alfred Hollins tipped in a missed 3-pointer less than a second before the buzzer sounded, giving UTEP (12-8, 5-3 CUSA) a 70-68 victory.

FAU (11-9, 4-3 CUSA) had an opportunity to take the lead just prior to Hollins' game-winning tip-in. With the game tied at 68-68, Alijah Martin put up a 10-foot jumper in the lane that was just short, setting up UTEP's last-second victory.

"The majority of the time, these games come down to a rebound," FAU head coach Dusty May said. "We missed a couple (rebounds) in the second half and that's what we talked about in the locker room. Wining is extremely hard and all those plays add up throughout the course of a game and come back to bite you if you're not able to put some distance between yourself and the opponent."

FAU got a career-best 19 points from freshman center Vlad Goldin. Alijah Martin scored in double digits for the 10th straight game, tallying 16 points and a game-high nine rebounds. Michael Forrest added 12 points for the Owls. Souley Boum paced all scorers for the Miners, tallying 28 points on 10-of-18 shooting, including 5-of-8 from 3-point range.

Boum and the Miners were in charge early, as he scored seven points in the opening minutes while the Miners built a 10-point lead, 13-3. But the Owls fought back. UTEP was still on top by 10 midway through the second half, when FAU started heating up on offense.

"We need to figure out a way to get some better starts," May said. "Effort wasn't the issue. We had a couple mental lapses. Credit UTEP. Those guards made some plays."

The Owls outscored the Miners 25-10 over the next nine minutes and held a 5-point edge late in the first half. Boum wasn't done in the first half, though, hitting a triple to pull his team back within two. At halftime, FAU held a 38-36 edge.

There were nine lead changes and five ties in the second half. Neither team led by more than five points in the second half. Martin almost singlehandedly kept FAU in it late in the ball game. His 3-pointer with five minutes remaining gave the Owls a 66-64 lead. UTEP's Tydus Verhoeven scored two minutes later to tie it and Boum put the Miners on top with a steal and score at the 2:24 mark. Martin then struck again for the Owls. He hit a driving runner with just over a minute remaining to tie the score and set up the final dramatic seconds.

"Wining on the road is difficult. Everyone says it," May said. "We just have to continue fighting, clawing and stay together and figure out a way to be one possession better."

# 2021-22 FAU MEN'S BASKETBALL GAME NOTES

## FAU Starting Lineups

The following is a look at FAU's record with each different group of starters:

W-L (Pct.)	Starting Five				
1-0 (.000)	Forrest	Martin	Weatherspoon	Baruti	Goldin
6-3 (.667)	Greenlee	Forrest	Martin	Baruti	Goldin
1-1 (.500)	Greenlee	Forrest	Martin	Davis	Goldin
3-3 (.500)	Greenlee	Forrest	Martin	Winchester	Goldin
0-2 (.000)	Forrest	Martin	Winchester	Baruti	Goldin

Here is each game broken down, and the result:

11/10 at New Mexico - Forrest, Martin, Winchester, Bitumba, Goldin (L, 99-92)  
 11/13 vs. Warner - Forrest, Martin, Weatherspoon, Baruti, Goldin (W, 78-56)  
 11/16 vs. Miami - Forrest, Martin, Winchester, Bitumba, Goldin (L, 68-66)  
 11/19 vs. UT Martin - Greenlee, Forrest, Martin, Baruti, Goldin (W, 75-67)  
 11/20 vs. North Dakota - Greenlee, Forrest, Martin, Davis, Goldin (W, 98-79)  
 11/22 vs. Troy - Greenlee, Forrest, Winchester, Martin, Goldin (L, 83-78 - OT)  
 11/28 vs. James Madison - Greenlee, Forrest, Martin, Baruti, Goldin (L, 69-65)  
 12/1 vs. Stetson - Greenlee, Forrest, Martin, Baruti, Goldin (W, 83-73)  
 12/5 vs. North Florida - Greenlee, Forrest, Martin, Baruti, Goldin (W, 76-41)  
 12/8 vs. Palm Beach Atlantic - Greenlee, Forrest, Martin, Baruti, Goldin (W, 84-63)  
 12/15 at VCU - Greenlee, Forrest, Martin, Baruti, Goldin (L, 66-46)  
 12/17 vs. Florida Tech - Greenlee, Forrest, Martin, Baruti, Goldin (W, 78-55)  
 12/21 at High Point - Greenlee, Forrest, Martin, Davis, Goldin (L, 55-52)  
 1/8 at Marshall - Greenlee, Forrest, Martin, Baruti, Goldin (W, 90-77)  
 1/13 at MTSU - Greenlee, Forrest, Martin, Baruti, Goldin (L, 70-57)  
 1/15 at UAB - Greenlee, Forrest, Martin, Goldin, Winchester (L, 76-65)  
 1/17 vs. Charlotte - Greenlee, Forrest, Martin, Goldin, Winchester (W, 96-67)  
 1/20 vs. WKU - Greenlee, Forrest, Martin, Goldin, Winchester (W, 78-69)  
 1/22 vs. Marshall - Greenlee, Forrest, Martin, Goldin, Winchester (W, 71-60)  
 1/27 at UTEP - Greenlee, Forrest, Martin, Goldin, Winchester (L, 70-68)

## How To Say It...

If you have questions, please refer to the MBB roster on FAUSports.com and click on the "ear" icon or contact Andy Seeley:

### #1 Madaw Niang

muh-JOW // nee-ANG

### #3 Giancarlo Rosado

zhean-CAR-lo // roe-SAW-doe

### #5 Bogdan Zimonjic

BOWG-don // zee-mon-EACH

### #10 Johnell Davis

jah-NELL

### #15 Alijah Martin

uh-LIE-juh

### #20 Bitumba Baruti

buh-TOOM-buh // buh-ROO-tee

### #21 Alejandro Ralat

all-ee-HON-dro // ruh-LOT

### #35 Dardan Kapiti

DAR-dun // kuh-PEE-tee

### #50 Vladislav Goldin

Refer to as "Vlad"

## On The Radio

"The Voice of FAU," Ken LaVicka, is entering his 15th season broadcasting FAU basketball in 2021-22. After calling select games in 2007, he became the full-time basketball voice in 2009. He took on the same full-time title with Owls' football in 2011, with the current 2021 campaign marking his 13th season.



LaVicka is the host of Ken LaVicka Live, airing each weekday from 12-1 p.m. on ESPN West Palm (106.3 FM). A former newspaper sports writer, Ken graduated from Valparaiso University before coming to South Florida.

He lives in Tamarac, Florida with his wife Vivianne, his two daughters Adaline & Alianna and his dog Howard, who is named after the legendary Howard Schnellenberger.

FAU contests are broadcasted on Fox Sports 640AM throughout South Florida.

# 2021-22 FAU MEN'S BASKETBALL GAME NOTES

## All-Time Honors & Awards

**All-District**

Greg Gantt .....	2009-10
Brett Royster.....	2010-11
Raymond Taylor .....	2010-11

Rodney Webb.....	2005-06	First Team
Carlos Monroe.....	2005-06	All-Freshman

**Conference Individual Awards**

Brett Royster.....	2009-10	Sun Belt Defensive POY
Brett Royster.....	2010-11	Sun Belt Defensive POY
Xavian Stapleton .....	2018-19	C-USA Co-Sixth Man

**Sun Belt**

Carlos Monroe .....	2006-07	Second Team
DeAndre Rice .....	2006-07	Second Team
Carlos Monroe.....	2007-08	First Team
Paul Graham III .....	2008-09	Second Team
Greg Gantt.....	2009-10	Third Team
Raymond Taylor.....	2009-10	Third Team
Raymond Taylor.....	2010-11	First Team
Greg Gantt.....	2010-11	Second Team
Brett Royster.....	2010-11	Third Team
Greg Gantt.....	2012-13	First Team

**Postseason All-Conference Honors**

**Atlantic Sun**

Craig Buchanan.....	1996-97	Second Team
Phillip Huyler.....	1966-97	Second Team
Damon Arnette.....	1998-99	First Team
Raheim Brown.....	2001-02	First Team
Mike Bell.....	2003-04	Second Team
Mike Bell.....	2004-05	First Team
Ty McTyer.....	2004-05	All-Freshman

**Conference USA**

Pablo Bertone.....	2013-14	First Team
Ronald Delph.....	2017-18	Third Team
Anthony Adger.....	2018-19	Third Team

## Year-by-Year Results

Year	Coach	Overall	Conf. W/L (Finish)	Postseason
1988-89	Lonnie Williams	9-19 (.321)		
1989-90	Tim Loomis	21-7 (.750)		
1990-91	Tim Loomis	17-10 (.630)		
1991-92	Tim Loomis	15-13 (.536)		
1992-93	Tim Loomis	3-25 (.107)		
1993-94	Tim Loomis	3-24 (.111)		
1994-95	Tim Loomis	9-18 (.333)	--- (TAAC)	<i>Note: First year in DI</i>
1995-96	Kevin Billerman	9-18 (.333)	5-11 (6th/TAAC East)	
1996-97	Kevin Billerman	16-11 (.593)	11-5 (3rd/TAAC East)	
1997-98	Kevin Billerman	5-22 (.185)	5-11 (5th/ TAAC East)	
1998-99	Kevin Billerman	6-20 (.231)	3-13 (11th/TAAC)	
1999-2000	Sidney Green	2-28 (.067)	0-18 (10th/TAAC)	TAAC Second Round
2000-01	Sidney Green	7-24 (.226)	5-13 (9th/TAAC)	TAAC Quarterfinals
2001-02	Sidney Green	19-12 (.613)	13-7 (3rd/ASUN)	ASUN Tourney Champions, NCAA First Round
2002-03	Sidney Green	7-21 (.250)	3-13 (6th/ASUN South)	
2003-04	Sidney Green	9-19 (.321)	6-14 (8th/ASUN)	ASUN Quarterfinals
2004-05	Sidney Green	10-17 (.370)	10-10 (9th/ASUN)	
2005-06	Matt Doherty	15-13 (.536)	14-6 (3rd/ASUN)	ASUN Quarterfinals
2006-07	Rex Walters	16-15 (.516)	10-8 (3rd/SBC East)	Sun Belt Quarterfinals
2007-08	Rex Walters	15-18 (.455)	8-10 (3rd/SBC East)	Sun Belt Quarterfinals
2008-09	Mike Jarvis	6-26 (.188)	2-16 (6th/SBC East)	Sun Belt First Round
2009-10	Mike Jarvis	14-16 (.467)	10-8 (4th/SBC East)	Sun Belt First Round
2010-11	Mike Jarvis	21-11 (.656)	13-3 (1st/SBC)	Sun Belt Quarters, <b>NIT</b>
2011-12	Mike Jarvis	11-19 (.367)	7-9 (8th/SBC)	Sun Belt First Round
2012-13	Mike Jarvis	14-18 (.438)	9-11 (7th/SBC)	Sun Belt First Round
2013-14	Mike Jarvis	10-22 (.313)	5-11 (11th/C-USA)	C-USA First Round
2014-15	Michael Curry	9-20 (.310)	2-16 (14th/C-USA)	
2015-16	Michael Curry	8-25 (.242)	5-13 (12th/C-USA)	C-USA Second Round
2016-17	Michael Curry	10-20 (.333)	6-12 (11th/C-USA)	C-USA First Round
2017-18	Michael Curry	12-19 (.387)	6-12 (11th/C-USA)	C-USA First Round
2018-19	<b>Dusty May</b>	<b>17-16 (.515)</b>	<b>8-10 (9th/C-USA)</b>	<b>C-USA First Round, CIT</b>
2019-20	Dusty May	17-15 (.531)	8-10 (9th/C-USA)	C-USA Quarterfinals*
2020-21	Dusty May	13-10 (.565)	7-5 (4th/C-USA East)	C-USA Quarterfinals**
2021-22	Dusty May	7-6 (.538)	0-0 (C-USA East)	

\*Remainder of C-USA Championship canceled due to COVID-19

\*\*Fewer games played due to COVID-19

## Coaching Records

Lonnie Williams	9-19 (.321) .....	1988-89 (One season)
Tim Loomis	68-97 (.412).....	1989-95 (6 seasons)
Kevin Billerman	36-71 (.336).....	1995-99 (4 seasons)
Sidney Green	54-121 (.309).....	1999-2005 (6 seasons)
Matt Doherty	15-13 (.536).....	2005-06 (One season)
Rex Walters	31-33 (.484).....	2006-08 (2 seasons)
Mike Jarvis	76-112 (.404).....	2008-14 (6 seasons)
Michael Curry	39-84 (.317).....	2014-18 (4 seasons)
Dusty May	<b>58-50 (.537)</b> .....	2018-present (4th season)



# 2021-22 FAU MEN'S BASKETBALL GAME NOTES

## All-Time FAU Arena Records

### TEAM RECORDS

#### Points

FAU – 128 vs. Florida National (12/3/20)  
Opp. – 116, FIU (1/24/98)

#### Field Goals Made

FAU – 49 vs. Florida National (12/3/20)  
Opp. – 39, USF (12/13/99)

#### Field Goal Attempts

FAU – 84 vs. Florida National (12/3/20)  
Opp. – 89, Warner (12/10/09)

#### 3-Point Field Goals Made

FAU – 24 vs. Florida National (12/3/20)  
Opp. – 16 (2x), last Troy (3/4/04)

#### 3-Point Field Goal Attempts

FAU – 46 vs. Florida National (12/3/20)  
Opp. – 43, Troy (1/12/08)

#### Free Throws Made

FAU – 44 vs. Warner (12/10/09)  
Opp. – 35, ULM (1/22/09)  
35, South Alabama (1/2/09)

#### Free Throw Attempts

FAU – 58 vs. Warner (12/10/09)  
Opp. – 45, South Alabama (1/2/10)  
45, ULM (1/22/09)

#### Rebounds

FAU – 61 vs. Warner (1/1/14)  
Opp. – 61, Warner (12/10/09)

#### Assists

FAU – 31 vs. Florida National (12/3/20)  
31 vs. Mary Washington (12/29/03)  
Opp. – 29, USF (12/13/99)

#### Steals

FAU – 18 vs. Nova Southeastern (11/27/02)  
Opp. – 23, USF (12/13/99)

#### Blocks

FAU – 12, 2x, last vs. Harvard (1/21/14)  
Opp. – 10, Miami (11/18/00)

### INDIVIDUAL RECORDS

#### Points

FAU – 39, Earnest Crumbley  
vs. Campbell (2/26/04)  
Opp. – 38, Jhivvan Jackson, UTSA (2/27/20)

#### Field Goals Made

FAU – 13 (4x), last Pablo Bertone  
vs. UAB (2/8/14)  
Opp. – 13, Jhivvan Jackson, UTSA (2/27/20)

#### Field Goal Attempts

FAU – 23 (2x), last Jeff Cowans  
vs. Troy (2/22/03)  
Opp. – 24, Dorell Henderson,  
Warner (12/10/09)

#### 3-Point Field Goals Made

FAU – 8, Paul Graham III vs. Troy (2/7/09)  
8, Earnest Crumbley  
vs. Miami (12/3/02)  
Opp. – 9, Adam Fellers, Campbell (1/13/00)

#### 3-Point Field Goal Attempts

FAU - 18, Earnest Crumbley  
vs. Campbell (2/26/04)  
Opp. – 16, Jhivvan Jackson, UTSA (2/27/20)  
16, Eric Smith, Campbell (2/2/06)

#### Free Throws Made

FAU – 16, Raymond Taylor  
vs. Warner (12/10/09)  
16, James Turner vs. FIU (1/24/98)  
Opp. – 15, Dorell Henderson,  
Warner (12/10/09)

#### Free Throw Attempts

FAU – 20, James Turner vs. FIU (1/24/98)  
Opp. – 19, Dorell Henderson,  
Warner (12/10/09)

#### Rebounds

FAU – 23, Mike Bell vs. Stetson (2/12/04)  
Opp. – 22, Rashad Jones-Jennings,  
Little Rock (1/27/07)

#### Assists

FAU – 16, Alex Tucker vs. FIU (1/30/10)  
Opp. – 12, Kevin Kanaskie,  
Middle Tennessee (1/10/07)

#### Steals

FAU – 7, Kahleaf Watson  
vs. Georgia State (2/17/05)  
Opp. – 9, Kotkenya Cullins,  
St. Thomas (11/16/98)

#### Blocks

FAU – 8, Wes Edwards  
vs. Nova Southeastern (11/27/02)  
Opp. – 8, Kleon Penn,  
McNeese State (12/1/07)

### ATTENDANCE (since 2008-09)

2,961 ..... 2/5/11 vs. FIU  
2,916 ..... 1/30/10 vs. FIU  
2,854 ..... 11/19/11 vs. George Mason  
2,854 ..... 2/4/12 vs. FIU  
2,804 ..... 2/25/12 vs. Troy  
**2,772 ..... 11/16/21 vs. Miami**  
2,743 ..... 1/29/11 vs. WKU  
2,590 .. 1/14/12 vs. Middle Tennessee  
2,334 ..... 1/22/11 vs. Little Rock  
2,315 ..... 1/21/14 vs. Harvard

### STUDENT ATTENDANCE (since 2012-13)

1,350..... 1/23/19 vs. FIU  
1,282..... 1/16/20 vs. Middle Tennessee  
**1,034 ..... 11/16/21 vs. Miami**  
857..... 2/8/20 vs. FIU  
852..... 1/14/16 vs. Southern Miss

# 2021-22 FAU MEN'S BASKETBALL GAME NOTES

## Team Single-Game Records

### SCORING

#### Most Points Scored

128..... vs. Florida National, 128-64 (12/3/20)  
 112..... vs. Florida Memorial, 112-49 (12/12/20)  
 111 ..... vs. Palm Beach Atlantic, 111-62 (11/18/88)  
 110 ..... vs. Webber, 110-77 (2/25/89)

#### Largest Margin of Victory

64..... vs. Florida National, 128-64 (12/3/20)  
 63..... vs. Florida Memorial, 112-49 (12/12/20)  
 60 ..... vs. Webber International, 106-46 (12/10/17)  
 51 ..... at Nova Southeastern, 105-54 (1/22/91)

#### Largest Margin of Defeat

58 ..... at Florida, 100-42 (11/27/00)  
 54 ..... at Saint Leo, 136-82 (2/9/91)  
 53 ..... at North Carolina, 105-52 (12/19/06)

#### Most Points Scored by an Opponent

122 ..... at Troy, 122-97 (2/13/93)  
 121 ..... vs. Troy, 121-93 (1/6/93)  
 118 ..... vs. Southern, 118-92 (12/7/91)

#### Fewest Points Scored by FAU

35 ..... at Virginia Tech (2/4/95)  
 38 ..... at Arkansas State (1/26/13)  
 40 ..... vs. Akron (12/29/92)  
 42 ..... at Florida (11/27/00)

#### Fewest Points Scored by an Opponent

30 ..... vs. ULM (1/5/12)  
 32 ..... vs. Palm Beach Atlantic (11/23/91)  
 35 ..... vs. Tampa (12/19/19)  
41..... vs. North Florida (12/5/21)  
 41..... vs. Mobile (11/28/20)  
 43 ..... vs. Detroit Mercy (1/10/91)

#### Most Points Scored, Both Teams

219 ..... Loss at Troy, 122-97 (2/13/93)

#### Fewest Points Scored, Both Teams

78 ..... Loss at Little Rock, 40-38 (1/7/12)

### SHOOTING

#### Most Field Goals Made

49..... vs. Florida National (12/3/20)  
 48 ..... vs. St Mary's (11/20/01)  
 47 ..... vs. Trinity Baptist (11/27/89)  
 45 ..... vs. Palm Beach Atlantic (11/18/88)

#### Most Field Goal Attempts

86 ..... at Gardner-Webb (2/26/05)  
 86 ..... at Mercer (1/3/05)  
 85 ..... vs. Webber International (2/25/89)  
 84..... vs. Florida National (12/3/20)

#### Highest Field Goal Percentage

.696 .... vs. Kennesaw State, 32-for-46 (2/18/06)  
 .678 ..... vs. Saint Leo, 40-for-59 (11/20/89)  
 .661 . vs. Florida Memorial, 37-for-56 (11/28/06)

#### Highest 3-Point Field Goal Percentage

(min. 10 attempted)  
.762..... vs. Charlotte, 16-for-21 (1/17/22)  
 .706 .... vs. Kennesaw State, 12-for-17 (2/18/06)  
 .700 ..... at Little Rock, 7-for-10 (1/24/13)  
 .682 ..... at Southern Miss, 15-for-22 (2/28/17)  
 .667 ..... vs. FIU, 12-of-18 (3/5/08)

#### Most Free Throws Made

44 ..... vs. Warner (12/20/10)  
 38 ..... vs. FIU (1/24/98)  
 37 ..... vs. Rosary (12/30/89)  
 36 ..... vs. Middle Tennessee (2/23/08)  
 35 ..... vs. Georgia State (1/2/99)

#### Most Free Throw Attempts

58 ..... vs. Warner (12/20/10)  
 52 ..... vs. Jacksonville (12/4/05)  
 51 ..... vs. Lehigh (12/28/96)  
 49 ..... vs. Georgia State (1/2/99)  
 49 ..... vs. Barry (12/04/91)

### OTHER

#### Most Rebounds

61 ..... vs. Warner (1/1/14)  
 60 ..... vs. Palm Beach Atlantic (11/18/88)  
 58 .... vs. Hannibal-Lagrange College (12/17/91)  
 56..... vs. Florida National (12/3/20)  
 56 ..... vs. St. Mary's (11/20/01)  
 56 ..... at Miami (11/16/97)

#### Most Assists

33 ..... vs. Webber International (2/25/89)  
 31..... vs. Florida National (12/3/20)  
 31 ..... vs. Mary Washington (12/29/03)

#### Most Steals

23 ..... vs. Embry-Riddle (11/18/89)  
 18 ..... vs. Nova Southeastern (11/27/02)  
 18 ..... at Centenary College (1/25/99)

#### Most Blocked Shots

12 ..... vs. Harvard (1/21/14)  
 12 ..... vs. Warner (11/17/10)  
 12 ..... vs. Miami (12/19/09)  
 12 ..... at Campbell (2/24/05)  
 11 ..... vs. UTSA (1/23/16)  
 11..... vs. Miami (12/03/02)  
 10 ..... vs. UTSA (2/11/16)  
 10 ..... vs. St. Mary's (11/20/01)  
 10 ..... vs. Nova Southeastern (2/17/97)

#### Most Turnovers

47 ..... vs. Saint Leo (12/3/88)  
 35 ..... at NC State (11/22/96)

#### Fewest Turnovers

4 ..... vs. FIU (1/4/15)  
 4 ..... at Mississippi State (11/30/10)  
5..... vs. Palm Beach Atlantic (12/8/21)  
5..... vs. Florida Tech (12/17/21)  
 5 ..... at UTSA (1/13/18)  
 5 ..... at Troy (1/17/13)  
 5 ..... vs. Portland (11/12/11)  
 5 ..... vs. Little Rock (1/22/11)  
 5 ..... at Portland (11/14/10)  
 5 ..... at Colgate (11/18/05)  
 5 ..... vs. USF (1/21/95)

# 2021-22 FAU MEN'S BASKETBALL GAME NOTES

## Individual Single-Game Records

### SCORING

#### Points in a Game

39..... DeAndre Rice at Troy (2/3/07)  
39..... Earnest Crumbley vs. Campbell (2/26/04)  
38..... Ray Schultz at Florida Memorial (2/23/89)  
35..... Mike Bell vs. Lipscomb (1/19/04)  
35..... Marlon Jemerson vs. Centenary (1/8/94)  
34..... Cornelius Taylor vs. Rice (1/9/20)  
34..... Pablo Bertone vs. UAB (2/8/14)  
34..... Greg Gantt at Stetson (12/7/12)  
34..... Quinton Young at Campbell (2/24/05)  
34..... Shane Taylor vs. SMU (1/3/91)  
34..... Ron McLin vs. Flagler (2/17/89)

#### Points in a Conference Game

39..... DeAndre Rice at Troy (2/3/07)  
39..... Earnest Crumbley vs. Campbell (2/26/04)

#### Points in a Conference Tournament Game

30..... DeAndre Rice vs. WKU (3/4/07)

#### Points by a Freshman

35..... Marlon Jemerson vs. Centenary (1/8/94)

### FIELD GOALS

#### Field Goals Made in a Game

17..... Ron McLin vs. Florida Memorial (2/23/89)  
14... Darrin Herrick vs. Florida Memorial (11/30/89)  
13..... 8 times – Pablo Bertone vs. UAB (2/8/14)

#### Field Goals Made in a Conference Game

13..... Pablo Bertone vs. UAB (2/8/14)  
13... DeAndre Rice vs. Arkansas State (1/31/07)  
13..... Carlos Monroe at South Alabama (1/6/07)  
13..... Mike Bell vs. Lipscomb (1/19/04)

#### Highest Field-Goal Percentage in a Game

*(min. 9 made)*

1.000... Raheim Brown, 9-9 vs. Campbell (2/28/01)  
.909 ..... DeAndre Rice, 10-11 vs. FIU (2/10/07)  
.909 .. Rodney Webb, 10-11 vs. Kennesaw State (2/18/06)

### 3-POINT FGs

#### 3-Point FGs in a Game

11..... Earnest Crumbley vs. Campbell (2/26/04)  
10..... DeAndre Rice vs. Troy (2/3/07)

#### 3-Point FGs in a Conference Game

11..... Earnest Crumbley vs. Campbell (2/26/04)  
10..... DeAndre Rice at Troy (2/3/07)

#### 3-Point FGs in a Conference Tourn. Game

7..... Kevin Sheppard vs. Jacksonville (2/28/02)

#### 3-Point FG Attempts in a Game

18..... Earnest Crumbley vs. Campbell (2/26/04)  
16..... DeAndre Rice at Troy (2/3/07)  
16..... Rob Ritter at Mercer (2/13/95)

#### 3-Point FG Attempts in a Conf. Game

18..... Earnest Crumbley vs. Campbell (2/26/04)  
16..... DeAndre Rice at Troy (2/3/07)  
16..... Rob Ritter at Mercer (2/13/95)

#### 3-Point FG Attempts in a Conf. Tourn. Game

12..... Greg Gantt vs. South Alabama (3/6/10)  
12..... Ryan Hercek vs. Georgia State (3/2/00)

#### 3-Point Field-Goal Pct. in a Game

*(min. 5 made)*

1.000..... Marquan Botley at Rice, 5-5 (2/18/16)  
.875..... DeAndre Rice vs. FIU, 7-8 (2/10/07)  
.857..... Twice

### FREE THROWS

#### Free Throws Made in a Game

16..... Raymond Taylor vs. Warner (12/10/09)  
16..... James Turner vs. FIU (1/24/98)

#### Free Throws Made in a Conference Game

16..... James Turner vs. FIU (1/24/98)

#### Free Throws Made in a Conf Tourn. Game

11..... Paul Graham III vs. Little Rock (3/9/08)  
11..... Emmett Murphy vs. Stetson (3/1/00)

#### Free Throw Attempts in a Game

20..... James Turner vs. FIU (1/24/98)

#### Free Throw Attempts in a Conference Game

20..... James Turner vs. FIU (1/24/98)

#### Free Throw Attempts in a Conf. Tourn. Game

12..... Emmett Murphy vs. Stetson (3/1/00)

#### Free Throw Percentage in a Game

*(min. 10 made)*

1.000 ... Paul Graham III, 11-11 vs. Little Rock (3/9/08)  
1.000 ..... Earnest Crumbley, 10-10 vs. JSU (2/14/02)  
1.000 ... Marques Williams, 10-10 at JU (1/22/00)  
1.000 ..... Ryan Hercek, 13-13 vs. FIU (1/24/98)  
1.000 ..... Phillip Huyler, 12-12 vs. GS (1/11/97)

### REBOUNDS

#### Rebounds in a Game

23..... Mike Bell vs. Stetson (2/12/04)  
21..... Daryl Kanning vs. Methodist (1/8/90)

#### Rebounds in a Conference Game

23 ..... Mike Bell vs. Stetson (2/12/04)  
17..... Ronald Delph at UTEP (1/11/18)  
17..... Jordan McCoy at Louisiana (2/16/13)  
17..... Carlos Monroe vs. Middle Tenn. (2/23/08)  
17..... Avery Headley at Gardner-Webb (12/16/02)

#### Rebounds in a Conf. Tournament Game

15..... Brett Royster vs. South Alabama (3/6/10)  
14..... Carlos Monroe vs. FIU (3/5/08)

### ASSISTS

#### Assists in a Game

16..... Alex Tucker vs. FIU (1/30/10)  
13.... Raymond Taylor vs. South Alabama (1/2/10)  
12 ..... Alex Tucker at WKU (1/15/11)  
12..... Raymond Taylor vs. Warner (11/17/10)  
11..... Alex Tucker at New Orleans (2/5/09)  
11..... Alex Tucker vs. ULM (1/22/09)  
11..... Brent Crews vs. FIU (2/28/07)  
11..... Earnest Crumbley at Jacksonville (1/9/04)  
11..... Phillip Huyler at Centenary (1/2/97)

#### Assists in a Conference Tournament Game

11..... Brent Crews vs. FIU (2/28/07)  
7..... Earnest Crumbley vs. Troy (3/4/04)  
7..... Emmett Murphy vs. Georgia State (3/2/00)

### STEALS

#### Steals in a Game

11..... Phillip Huyler vs. Campbell (1/18/97)

### BLOCKED SHOTS

#### Blocks in a Game

8..... Mike Bell at Campbell (2/24/05)  
8..... Wes Edwards vs. Nova Southeastern (11/27/02)

#### Blocks in a Conference Game

8 ..... Mike Bell at Campbell (2/24/05)  
7..... Kelvin Penn at WKU (1/12/13)  
6..... Ronald Delph vs. UTSA (2/11/16)  
6..... Nick Neumann at Mercer (1/11/03)  
6..... Cedric Peoples vs. Campbell (2/13/97)

#### Blocks in a Conference Tournament Game

6..... Brett Royster vs. South Alabama (3/6/10)

# 2021-22 FAU MEN'S BASKETBALL GAME NOTES

## All-Time Records vs. Opponents (2021-22 Bolded)

Adelphi.....	1-0	Harvard.....	1-2	Rensselaer Tech.....	1-0
Akron.....	0-1	Hawaii.....	0-2	Rhode Island.....	0-1
Alabama.....	0-2	<b>High Point (Dec. 21-L)</b> .....	<b>1-1</b>	Rice.....	4-4
Albany (NY).....	1-0	Hofstra.....	2-7	Richmond.....	0-2
American (DC).....	2-3	Holy Cross.....	1-0	Robert Morris.....	2-0
American (PR).....	0-1	Idaho State.....	0-1	Rosary.....	1-0
Arizona.....	0-1	Illinois.....	1-0	St. Anselm.....	1-0
Arkansas State.....	5-7	Incarinate Word.....	1-0	St. Bonaventure.....	0-1
Armstrong State.....	1-3	Iona.....	0-1	St. Francis Brooklyn.....	0-2
Auburn.....	0-1	Iowa.....	0-1	Saint Leo.....	5-2
Augustana.....	1-0	Iowa State.....	0-2	St. Louis.....	0-1
Ave Maria.....	4-0	IUPUI.....	0-2	St. Mary's (Md.).....	1-0
Barry.....	6-5	Jacksonville.....	10-12	St. Thomas (Fla.).....	3-3
Belmont.....	4-5	Jacksonville State.....	7-6	Samford.....	1-10
Bethune-Cookman.....	2-2	<b>James Madison (Nov. 28-L)</b> .....	<b>0-5</b>	San Diego State.....	0-2
Birmingham Southern.....	0-2	Kansas.....	0-2	Santa Clara.....	1-0
Boston College.....	0-3	Kennesaw State.....	2-0	Savannah State.....	1-2
Bradley.....	0-3	Kentucky.....	0-1	Shepherd.....	0-1
Buffalo.....	1-0	Kentucky State.....	1-0	Siena.....	0-2
Campbell.....	12-10	Lehigh.....	1-0	SIUE.....	1-1
Canisius.....	1-0	Liberty.....	1-1	SMU.....	0-2
Carnegie Mellon.....	1-0	Lipscomb.....	2-5	South Alabama.....	4-12
Centenary.....	2-5	Little Rock.....	3-6	Southeastern (Fla.).....	1-0
Central Oklahoma.....	0-1	Longwood.....	2-0	Southeastern Louisiana.....	2-2
Central State.....	1-1	Louisiana (Lafayette).....	4-5	Southern.....	0-1
Central Wesleyan.....	1-0	<b>Louisiana Tech (Feb. 3)</b> .....	<b>2-8</b>	Southern Illinois.....	0-1
Charleston Southern.....	0-1	Manhattan.....	1-1	Southern Maine.....	1-0
<b>Charlotte (Jan. 17-W, Feb. 26)</b> .....	<b>5-6</b>	Mankato State.....	0-1	<b>Southern Miss (Feb. 5)</b> .....	<b>4-5</b>
Clemson.....	0-2	Marist.....	0-2	<b>Stetson (Dec. 1-W)</b> .....	<b>17-19</b>
Cleveland State.....	1-1	<b>Marshall (Jan. 8-W, Jan. 22-W)</b> .....	<b>5-8</b>	Stony Brook.....	0-1
Colgate.....	0-2	Mary Washington.....	1-0	Syracuse.....	0-1
College of Charleston.....	0-9	Maryland.....	0-2	Tampa.....	3-2
Colorado State.....	0-1	McNeese State.....	0-2	Tennessee.....	0-1
Columbia.....	1-0	Memphis.....	0-1	Texas State.....	0-1
Concordia (N.Y.).....	2-0	Mercer.....	12-10	Texas Tech.....	0-1
Coppin State.....	1-0	Mercy.....	2-0	Texas-Pan American.....	1-0
Creighton.....	0-1	Merrimack.....	1-0	Thomas College.....	1-0
Davidson.....	0-1	Methodist.....	1-0	Toledo.....	0-1
Dayton.....	0-1	<b>Miami (Fla.) (Nov. 16-L)</b> .....	<b>1-24</b>	Towson.....	1-1
Denver.....	3-4	Miami (Ohio).....	1-0	Trinity Baptist.....	1-0
DePaul.....	0-2	Michigan State.....	0-1	<b>Troy (Nov. 22-L)</b> .....	<b>12-21</b>
Detroit Mercy.....	0-2	<b>Middle Tennessee (Jan. 13-L, Feb. 19)</b> .....	<b>8-20</b>	Tulane.....	0-5
District of Columbia.....	2-0	Milwaukee.....	2-1	Tulsa.....	0-1
Drake.....	1-1	Minnesota.....	0-2	<b>UAB (Jan. 15-L)</b> .....	<b>3-11</b>
Duke.....	0-1	Mississippi.....	0-1	UC Davis.....	1-0
Duquesne.....	0-2	Mississippi State.....	1-2	UC Irvine.....	0-1
East Carolina.....	2-2	Missouri State.....	0-1	UCF.....	10-22
Eastern Kentucky.....	1-1	Mobile.....	1-0	UIC.....	1-0
Eastern Montana.....	0-2	Monmouth.....	2-0	ULM.....	6-2
Edward Waters.....	2-1	Morris Brown.....	1-0	UMass-Lowell.....	1-0
Elon.....	0-3	Navy.....	0-2	UMKC.....	2-2
Embry-Riddle.....	1-0	NC State.....	1-1	UNC Greensboro.....	0-1
ETSU.....	1-1	Nevada.....	0-1	UNCW.....	0-1
<b>FIU (March 3, March 5)</b> .....	<b>21-28</b>	New Hampshire.....	0-1	UNLV.....	0-2
Flagler.....	2-1	<b>New Mexico (Nov. 10-L)</b> .....	<b>0-1</b>	USC.....	0-1
Florida.....	0-3	New Orleans.....	4-1	USC Upstate.....	0-3
Florida A&M.....	0-1	Norfolk State.....	1-0	USF.....	2-14
Florida College.....	2-0	North Carolina.....	0-2	<b>UT Martin (Nov. 19-W)</b> .....	<b>1-2</b>
Florida Gulf Coast.....	3-3	<b>North Dakota (Nov. 20-W)</b> .....	<b>1-0</b>	<b>UTEP (Jan. 27-L)</b> .....	<b>6-5</b>
Florida Memorial.....	6-2	<b>North Florida (Dec. 5-W)</b> .....	<b>6-0</b>	<b>UTSA (Jan. 29)</b> .....	<b>7-6</b>
Florida National.....	1-0	<b>North Texas (Feb. 17)</b> .....	<b>6-13</b>	Valdosta State.....	0-1
Florida State.....	0-5	Northeastern.....	0-1	<b>VCU (Dec. 15-L)</b> .....	<b>0-4</b>
<b>Florida Tech (Dec. 17-W)</b> .....	<b>4-10</b>	Northern Illinois.....	1-0	Virginia Tech.....	0-3
Fordham.....	1-1	Northwestern.....	0-1	<b>Warner (Southern) (Nov. 13-W)</b> .....	<b>7-1</b>
Fort Valley State.....	1-0	Nova Southeastern.....	13-1	Washington.....	0-1
Fort Wayne.....	1-0	Ohio State.....	1-1	Webber International.....	4-1
Fresno State.....	0-1	Oklahoma.....	0-1	West Virginia.....	0-1
Gardner-Webb.....	4-3	Oklahoma State.....	1-1	Western Illinois.....	0-1
George Mason.....	1-1	<b>Old Dominion (Jan. 1-PPD, Feb. 24)</b> .....	<b>3-11</b>	Wichita State.....	0-1
Georgetown.....	0-1	Pace.....	1-1	Winston-Salem.....	1-0
Georgia.....	0-3	<b>Palm Beach Atlantic (Dec. 8-W)</b> .....	<b>8-0</b>	Winthrop.....	3-1
Georgia Southern.....	0-1	Portland.....	1-3	Wisconsin-Oshkosh.....	0-1
Georgia State.....	8-17	Queens College.....	0-2	<b>WKU (Jan. 20-W, Feb. 10)</b> .....	<b>7-16</b>
Hannibal-LaGrange.....	1-0	Quincy.....	1-0	Youngstown State.....	0-1

# 2021-22 FAU MEN'S BASKETBALL GAME NOTES

## All-Time Series Results vs. C-USA Opponents

### Charlotte (5-6)

Home: 4-2   Away: 1-4		
1/30/14	A*	L 53-62
1/29/15	A*	L 61-86
1/30/16	H*	W 82-77
2/2/17	A*	W 77-75
1/18/18	H*	W 75-64
3/3/18	A*	L 78-85
1/12/19	H*	L 60-65
1/23/20	A*	L 68-70
1/22/21	*H	W 66-53 (OT)
1/23/21	*H	L 71-74
1/17/22	*H	W 96-67

### FIU (21-28)

Home: 12-12   Away: 9-16		
12/20/90	A	W 79-77
2/10/92	A	L 59-79
1/30/93	A	L 51-67
1/11/94	H	L 70-72
1/14/94	A	L 70-91
1/24/95	H	L 48-61
2/20/95	A	L 60-63
2/1/96	*H	W 84-61
2/10/96	*A	L 64-76
1/30/97	*H	W 91-88
2/8/97	*A	L 73-98
1/24/98	*H	L 84-116
2/16/98	*A	L 73-98
11/25/00	A	W 86-81
12/1/03	H	W 89-87
11/19/04	A	L 62-65
12/28/06	*A	W 68-66
2/10/07	*H	W 85-78
2/28/07	\$H	W (OT) 91-88
1/5/08	A	L 58-69
2/20/08	*H	L 66-72
3/5/08	\$H	W 91-64
1/15/09	*H	L 53-58
2/28/09	*A	L 53-80
1/30/10	*H	W 106-88
2/18/10	*A	W 77-74
2/5/11	*H	W 73-72
2/19/11	*A	W (OT) 80-78
1/21/12	*A	W 66-64
2/4/12	*H	L 56-76
2/7/13	*A	L 84-65
3/2/13	*H	W 77-60
1/25/14	*A	L 57-66
3/6/14	*H	L 70-74
1/4/15	*H	L 60-62
2/3/15	*A	L 56-64
1/3/16	*A	L 59-76
2/27/16	*H	L 63-71
1/7/17	*H	W 73-64
1/26/17	*A	W 83-65
12/30/17	*A	L 57-58
2/17/18	*H	W 77-72
1/23/19	*H	L 74-78
1/26/19	*A	W 89-72
2/23/19	*H	L 76-79
2/5/20	*A	L 50-69
2/8/20	*H	L 59-66
1/14/21	*A	W 81-79
1/16/21	*H	W 107-63

### Louisiana Tech (2-8)

Home: 2-2   Away: 0-4   Neutral: 0-2		
1/9/14	*A	L 64-84
2/12/15	*A	L 54-65
1/16/16	*H	W 63-61
2/16/17	*A	L 69-95
2/1/18	*H	L 62-67
1/31/19	*H	W 69-61
3/6/19	*H	L 69-72
3/13/19	NI	L 56-57
2/15/20	*A	L 68-81
3/11/21	N	L 69-75

### Marshall (5-8)

Home: 3-1   Away: 2-5   Neutral: 0-2		
2/1/14	*A	W 65-57
3/11/14	N	L 59-63
1/17/15	*H	W 76-62
2/28/15	*A	L 63-79
1/7/16	*A	L 67-90
1/2/17	*H	L 72-89
3/8/17	N	L 74-89
1/17/19	*A	L 84-96

3/9/19	*A	L 61-76
2/1/20	*H	W 91-73
3/4/20	*A	L 82-94
1/8/22	*A	W 90-77
1/22/22	*H	W 71-60

### Middle Tennessee (8-20)

Home: 6-10   Away: 2-9   Neutral: 0-1		
12/21/05	N	L 76-90
1/10/07	*H	L 68-72
2/24/07	*A	L 59-79
1/09/08	*A	L 57-61
2/23/08	*H	W 75-67
1/08/09	*A	L 57-59
2/21/09	*H	L 68-74
1/16/10	*A	W 61-60
2/27/10	*H	L 57-66
1/13/11	*A	W 71-61
1/27/11	*H	W 62-51
1/14/12	*H	L 54-67
2/18/12	*A	L 59-72
1/10/13	*A	L 52-62
2/2/13	*H	L 56-73
2/6/14	*H	L 63-67
1/10/15	*A	L 58-82
3/7/15	*H	L 77-54
2/4/16	*A	L 73-85
3/3/16	*H	L 59-76
1/21/17	*H	L 57-86
3/4/17	*A	L 59-93
1/6/18	*H	L 57-61
1/5/19	*H	W 63-56
1/16/20	*H	W 97-94 (OT)
3/4/21	*H	W 80-50
3/5/21	*H	W 63-54
1/8/22	*A	L 70-57

### North Texas (6-13)

Home: 4-4   Away: 2-7   Neutral: 0-1		
1/20/07	*A	L 59-76
1/19/08	*H	W 86-81
1/17/09	*A	L 60-69
3/3/09	\$A	L 73-79
2/4/10	*A	L 69-86
2/3/11	A	W 72-55
3/06/11	#N	L 64-78
2/11/12	*H	W (2OT) 86-81
1/19/13	*H	L (OT) 59-61
2/21/13	*A	L (OT) 57-66
2/22/14	*H	L 76-78
2/19/15	*H	L 72-79
2/20/16	*A	L 62-70
2/9/17	*H	L 64-70
1/25/18	*A	L 53-59
2/24/18	*H	W 74-54
2/14/19	*H	W 57-47
2/28/19	*A	W 60-54
1/1/20	*A	L 58-81

### Old Dominion (3-11)

Home: 1-3   Away: 1-7   Neutral: 1-1		
11/17/06	A	L 55-70
1/18/14	*H	L 60-65
1/31/15	*H	L 57-68
1/28/16	*H	L 66-78
3/9/16	N	L 46-72
2/4/17	*A	W 65-61
1/20/18	*H	L 62-73
3/1/18	*H	L 64-69
2/10/19	*H	W 80-73
1/25/20	*A	L 55-65
3/1/20	*A	L 80-85 (OT)
3/11/20	N	W 66-56
1/8/21	*A	L 67-71
1/9/21	*A	L 55-64

### Rice (4-4)

Home: 1-3   Away: 3-1		
1/11/14	*A	W 73-68
2/21/15	*H	L 69-76
2/18/16	*A	L 85-90
2/11/17	*H	L 75-81 (OT)
1/27/18	*A	W 63-62
2/22/18	*H	L 76-79
2/16/19	*H	W 60-41
1/9/20	*A	W 81-76

### Southern Miss (4-5)

Home: 1-3   Away: 3-2		
3/2/14	*H	L 49-60
2/14/15	*A	L 54-62
1/14/16	*H	W 58-51
2/18/17	*A	W 94-82
2/3/18	*H	L 66-77
2/2/19	*H	L 72-74
2/13/20	*A	L 66-68
2/26/21	*A	W 69-60
2/27/21	*A	W 73-66

### UAB (3-11)

Home: 3-4   Away: 0-6   Neutral: 0-1		
12/22/08	A	L 43-76
2/18/14	*H	W 82-71
1/8/15	*A	L 57-66
3/5/15	*H	W 62-59
2/6/16	*A	L 104-67
3/5/16	*H	L 70-73
1/19/17	*H	L 80-78
3/2/17	*A	L 59-79
1/4/18	*H	L 44-75
3/7/18	*N	L 72-83
1/3/19	*A	L 50-67
1/18/20	*H	L 65-68
2/22/20	*H	W 65-58
1/15/22	*A	L 65-76

### UTEP (6-5)

Home: 2-2   Away: 3-3   Neutral: 1-0		
2/13/14	*A	W 71-69
2/5/15	*H	L 56-63
1/21/16	*A	L 56-71
2/11/16	*H	L 82-89
1/14/17	*A	L 65-66 (OT)
2/25/17	*H	W 73-66
1/11/18	*A	W 73-66
2/7/19	*A	W 61-48
1/4/20	*H	W 59-56
3/10/21	N	W 76-70
2/27/22	*A	L 70-68

### UTSA (7-6)

Home: 4-1   Away: 2-5   Neutral: 1-0		
2/15/14	*A	L 56-66
2/7/15	*H	L 59-74
1/23/16	*A	W 86-71
2/11/16	*H	W 79-73
3/8/16	N	W 82-58
1/12/17	*A	L 63-68
2/25/17	*H	W 73-66
1/13/18	*A	W 73-69
2/9/19	*A	L 74-86
1/2/20	*H	W 79-64
2/27/20	*H	W 80-71
2/12/21	*A	L 80-84
2/13/21	*A	L 75-86

### WKU (7-16)

Home: 4-7   Away: 3-8   Neutral: 0-1		
12/30/06	*H	L 83-93
2/14/07	*A	W 78-73
3/04/07	\$N	L 81-86
1/16/08	*A	L 62-80
3/1/08	*H	L 78-88
1/10/09	*H	L 57-68
2/26/09	*A	L 67-87
1/14/10	*A	L 72-79
2/25/10	*H	L 69-78 (OT)
1/15/11	*A	W 78-73
1/29/11	*H	L 53-57
1/26/12	*H	W 67-66
2/16/12	*A	L 57-64
1/12/13	*A	W 65-62
2/14/13	*H	W 84-78
1/15/15	*H	L 85-88 (OT)
2/26/15	*A	L 68-71
1/9/16	*A	L 82-86 (OT)
12/31/16	*H	L 54-69
2/8/18	*A	L 63-75
1/19/19	*A	L 66-72
1/30/20	*H	W 69-65
1/20/22	*H	W 78-69

# 2021-22 FAU MEN'S BASKETBALL GAME NOTES



## The Resu-May

### FAU Head Coach (2018-present)

- First FAU head men's basketball coach in the Division I era to lead the team to three consecutive winning seasons
- First coach in Owls' DI history to post back-to-back winning seasons in his first two years
- Led Owls to third postseason appearance in school history (2019 CIT) in first season
- Finalist for 2018-19 Joe B. Hall Award (best first-year Division I head coach)

### FAU Year-by-Year Record

2018-19 <sup>^</sup>	17-16
2019-20	17-15
2020-21	13-10
2021-22	11-9
Total:	58-50

<sup>^</sup> College Insiders Tournament Appearance

### Florida Assistant Coach (2015-18)

- Team was 69-37 during his tenure
- Advanced to back-to-back NCAA Tournaments and three straight postseason bids
- Elite Eight appearance in 2017

### Louisiana Tech Assistant Coach (2009-15)

- Three straight regular season conference championships
- Three NIT appearances

### UAB Assistant Coach (2007-09)

### Murray State Assistant Coach (2006-07)

### Eastern Michigan Assistant Coach (2005-06)

### USC Video Coordinator (2000-02)

### Indiana alumnus (2000)

## Head Coach Dusty May

Dusty May accepted the challenge of building Florida Atlantic University's men's basketball program into a team that will consistently compete on the national stage when he assumed the helm as FAU's Head Men's Basketball Coach after signing a five-year contract in late March of 2018.

"Dusty was my number one choice, and I am thrilled to have him lead our men's basketball program," said Brian White. "This hire is a clear demonstration of the ambition we have for our basketball program, our athletic department and our university. Dusty will bring tremendous passion, determination and work ethic to this position. The future of the FAU men's basketball program is bright."

May joined FAU after three years as an assistant coach at the University of Florida, where he helped the Gators compile a 69-37 record, including back-to-back NCAA Tournament appearances. The Gators reached the second round of this year's tournament after advancing to the Elite Eight in 2017. As a full-time assistant, May's teams compiled a 274-166 record (.623 winning percentage).

May, who is FAU's ninth head men's basketball coach, spent the previous seven seasons on the coaching staffs of Florida coach Mike White, first at Louisiana Tech University for four seasons and then with the Gators. White is the older brother of Brian White, who was named FAU's vice president and director of athletics on March 3, 2018.

In his first season at the helm, May led the Owls to a winning record for the first time since 2011 and an appearance in the College Insider Tournament (CIT), just the third postseason appearance in school history. Graduate forward Xavian Stapleton was named Conference USA Co-Sixth Man of the Year and senior guard Anthony Adger made the All C-USA Third Team. For his efforts, May was a finalist for the Joe B. Hall Award, given to the best first year coach in Division I. As a team, the Owls set records for rebounds, rebounds per game, 3-pointers made, and free throw percentage. The Owls also scored 2,322 points, the second highest single season total in school history.

May continued the success in his second year, leading the Owls to their second winning season in a row, the first time that happened since the 1996-97 season. FAU won 14 home games, it's most since joining Division I, while averaging 71.1 points per game, its highest average in nearly a decade. May also became the fastest FAU coach to reach 30 wins at the D-I level and collected 16 Conference USA wins and 34 overall wins in his first two seasons at the helm, the highest totals of any Owls' coach at the D-I level. May capped off the campaign by leading the Owls to a 66-56 win over Old Dominion at the C-USA Tournament. The victory was the first in-bracket, neutral site conference tournament win for FAU since 2002.

The 2020-21 season was another winning campaign, and as the third consecutive under May, he is now the first coach since the program joined Division I to do so. The Owls again notched a win at the C-USA Tournament, and were at the top of the league and among the nation's leaders in total rebounds (first, and No. 9 in the nation) offensive rebounding (first and 29th), rebounding margin (first and 13th), 3-point percentage (first and 16th), scoring margin (second and 20th), 3-pointers made (third and 17th), scoring (third and 38th), and field goal percentage (third and 59th).

"The opportunity to recruit in such a fertile region, the momentum this university is enjoying and the enormous potential here are ideal starting points," said May. "We will be winners here, and we will play with tremendous passion and energy. The vision of President John Kelly, the board of trustees and the athletic department under the leadership of Brian White made this move an easy decision. I can't wait to get started."

May was retained as an assistant at Louisiana Tech when Mike White took over the program entering the 2011-12 season, and the Bulldogs won three straight conference championships – the Western Athletic Conference title in 2013 and Conference USA crowns in 2014 and 2015. In their first season in Gainesville, the Gators rebounded from a sub-.500 record to finish 21-15 and advance to the quarterfinals of the National Invitational Tournament.

May served six seasons (2009-15) as assistant coach and associate head coach at Louisiana Tech. In his final season with the Bulldogs, the team went 27-9, including 15-3 in Conference USA to win the regular season championship by two games, and went 17-0 on its home court. Louisiana Tech won 49 of 50 home games from February 2012 through the end of the 2014-15 season.

May was a student manager for the Indiana University men's basketball team and after graduating began his professional career as an administrative assistant/video coordinator at USC from 2000-02. He returned to Indiana in an administrative role for three seasons before taking his first step as an assistant coach with Eastern Michigan (2005-06). He has also served as an assistant at Murray State (2006-07) and UAB (2007-09).

May and his wife, Anna, have three sons, Jack, Charlie and Eli.

# 2021-22 FAU MEN'S BASKETBALL GAME NOTES

## Owl Career Statistics/ Career Highs

### BARUTI, Bitumba

SEASON	TEAM	GP-GS	MIN/AVG	Field Goals		3-Point		F-Throws		Rebounds				Scoring						
				FG-FGA	FG%	3FG-3FGA	3FG%	FT-FTA	FT%	OFF	DEF	TOT	AVG	PF-FO	A	TO	BLK	STL	PTS	AVG
2016-17	UW	17-0	76/4.5	4-14	.286	0-6	.000	3-3	1.000	4	3	7	0.4	12-0	2	5	0	2	11	0.6
2019-20	ECU	31-5	673/21.7	54-156	.346	12-64	.188	15-20	.750	34	82	116	3.7	86-3	21	42	16	13	135	4.4
2020-21	ECU	17-5	421/24.8	42-110	.382	16-49	.327	15-27	.556	22	49	71	4.2	33-1	16	11	12	18	115	6.8
2021-22	FAU	18-12	277/15.4	28-61	.459	7-26	.269	9-13	.692	17	43	60	3.3	32-1	9	9	0	7	72	4.0
<b>TOTAL FOR FAU</b>		<b>18-12</b>	<b>277/15.4</b>	<b>28-61</b>	<b>.459</b>	<b>7-26</b>	<b>.269</b>	<b>9-13</b>	<b>.692</b>	<b>17</b>	<b>43</b>	<b>60</b>	<b>3.3</b>	<b>32-1</b>	<b>9</b>	<b>9</b>	<b>0</b>	<b>7</b>	<b>72</b>	<b>4.0</b>
<b>TOTAL</b>		<b>83-22</b>	<b>1446/17.4</b>	<b>128-341</b>	<b>.375</b>	<b>35-145</b>	<b>.241</b>	<b>42-63</b>	<b>.667</b>	<b>77</b>	<b>177</b>	<b>254</b>	<b>3.1</b>	<b>163-5</b>	<b>48</b>	<b>67</b>	<b>28</b>	<b>40</b>	<b>333</b>	<b>4.0</b>

### Single Game Highs

Statistic	Value	
Points	17	vs UNCW 12/07/20
Rebounds	10	vs Eastern Ky. 12/28/19
Assists	3	vs VMI 11/05/19, at Tulane 02/08/20, vs Tulane 12/22/20
Steals	5	vs James Madison 12/19/20
Blocks	3	vs Eastern Ky. 12/28/19
FG Made	7	vs UNCW 12/07/20
FG Attempts	13	vs UNCW 12/07/20
3FG Made	3	vs Houston 02/03/21, at SMU 12/16/20, at Tulane 01/02/21
3FG Attempts	6	vs Houston 02/03/21, at Tulane 01/02/21
FT Made	5	vs James Madison 12/19/20
FT Attempts	6	vs James Madison 12/19/20, vs N.C. Wesleyan 12/01/20

**2021-22 SEASON HIGHS**

PTS..... 15, 11/10/21 at New Mexico  
 REB ..... 9 (2x), last 12/17/21 vs. FT  
 AST....., 1/15/22 at UAB

### BOYD, Nicholas

SEASON	TEAM	GP-GS	MIN/AVG	Field Goals		3-Point		F-Throws		Rebounds				Scoring						
				FG-FGA	FG%	3FG-3FGA	3FG%	FT-FTA	FT%	OFF	DEF	TOT	AVG	PF-FO	A	TO	BLK	STL	PTS	AVG
2020-21	FAU	23-0	348/15.1	41-97	.423	16-40	.400	20-26	.769	17	28	45	2.0	22-0	42	19	3	10	118	5.1
<b>TOTAL</b>		<b>23-0</b>	<b>348/15.1</b>	<b>41-97</b>	<b>.423</b>	<b>16-40</b>	<b>.400</b>	<b>20-26</b>	<b>.769</b>	<b>17</b>	<b>28</b>	<b>45</b>	<b>2.0</b>	<b>22-0</b>	<b>42</b>	<b>19</b>	<b>3</b>	<b>10</b>	<b>118</b>	<b>5.1</b>

### Single Game Highs

Statistic	Value	
Points	17	vs Mobile 11/28/20
Rebounds	7	at FIU 01/14/21
Assists	6	vs Fla. National 12/03/20
Steals	2	vs Middle Tenn. 03/04/21, vs FIU 01/16/21, vs Fla. Memorial 12/12/20
Blocks	1	vs Middle Tenn. 03/04/21, vs FIU 01/16/21, vs Fla. Memorial 12/12/20
FG Made	6	vs Mobile 11/28/20
FG Attempts	11	vs Mobile 11/28/20
3FG Made	3	vs Mobile 11/28/20
3FG Attempts	6	vs Mobile 11/28/20
FT Made	4	vs FIU 01/16/21
FT Attempts	5	vs FIU 01/16/21

# 2021-22 FAU MEN'S BASKETBALL GAME NOTES

## Owl Career Statistics/Career Highs

### DAVIS, Johnell

SEASON	TEAM	GP-GS	MIN/AVG	Field Goals		3-Point		F-Throws		Rebounds				Other					Scoring	
				FG-FGA	FG%	3FG-3FGA	3FG%	FT-FTA	FT%	OFF	DEF	TOT	AVG	PF-FO	A	TO	BLK	STL	PTS	AVG
2020-21	FAU	23-0	222/9.7	29-61	.475	6-26	.231	10-13	.769	25	39	64	2.8	27-0	24	17	4	13	74	3.2
2021-22	FAU	20-2	361/18.0	39-88	.443	10-33	.303	23-29	.793	24	56	80	4.0	37-0	17	20	4	20	111	5.6
<b>TOTAL</b>		<b>43-2</b>	<b>583/13.6</b>	<b>68-149</b>	<b>.456</b>	<b>16-59</b>	<b>.271</b>	<b>33-42</b>	<b>.786</b>	<b>49</b>	<b>95</b>	<b>144</b>	<b>3.3</b>	<b>64-0</b>	<b>41</b>	<b>37</b>	<b>8</b>	<b>33</b>	<b>185</b>	<b>4.3</b>

### Single Game Highs

Statistic	Value	
Points	10	at Southern Miss. 02/26/21, vs Marshall 01/22/22
Rebounds	9	vs Florida Col. 12/21/20
Assists	6	vs Florida Col. 12/21/20
Steals	4	vs Palm Beach Atl. 12/08/21
Blocks	2	vs Fla. National 12/03/20
FG Made	4	at Southern Miss. 02/26/21, vs Warner 11/13/21, vs Western Ky. 01/20/22
FG Attempts	10	vs North Dakota 11/20/21
3FG Made	1	16 times
3FG Attempts	5	vs Fla. National 12/03/20, vs North Dakota 11/20/21
FT Made	5	vs Marshall 01/22/22
FT Attempts	7	vs Marshall 01/22/22

2021-22 SEASON HIGHS	
PT	10, 1/22/22 vs. Marshall
REB	8, 12/8/21 vs. PBA
AST	3, 12/8/21 vs. PBA

### FORREST, Michael

SEASON	TEAM	GP-GS	MIN/AVG	Field Goals		3-Point		F-Throws		Rebounds				Other					Scoring	
				FG-FGA	FG%	3FG-3FGA	3FG%	FT-FTA	FT%	OFF	DEF	TOT	AVG	PF-FO	A	TO	BLK	STL	PTS	AVG
2018-19	FAU	33-27	937/28.4	93-250	.372	43-128	.336	50-66	.758	16	77	93	2.8	66-0	96	87	1	38	279	8.5
2019-20	FAU	32-8	816/25.5	93-226	.412	59-153	.386	54-70	.771	21	45	66	2.1	52-0	52	41	2	34	299	9.3
2020-21	FAU	23-17	633/27.5	99-218	.454	64-163	.393	25-37	.676	13	72	85	3.7	32-0	31	25	0	22	287	12.5
2021-22	FAU	20-20	610/30.5	94-218	.431	54-146	.370	38-46	.826	8	60	68	3.4	23-1	61	43	0	25	280	14.0
<b>TOTAL</b>		<b>108-72</b>	<b>2995/27.7</b>	<b>379-912</b>	<b>.416</b>	<b>220-590</b>	<b>.373</b>	<b>167-219</b>	<b>.763</b>	<b>58</b>	<b>254</b>	<b>312</b>	<b>2.9</b>	<b>173-1</b>	<b>240</b>	<b>196</b>	<b>3</b>	<b>119</b>	<b>1145</b>	<b>10.6</b>

### Single Game Highs

Statistic	Value	
Points	32	at Marshall 01/17/19
Rebounds	7	at Southern Miss. 02/27/21, vs Warner 11/13/21
Assists	8	vs Western Ky. 01/20/22
Steals	4	at FIU 01/26/19, vs Florida Col. 12/19/18, vs Warner 11/13/21
Blocks	1	vs Louisiana Tech 03/13/19, at Louisiana Tech 02/15/20, at North Texas 01/11/20
FG Made	11	at Marshall 01/17/19
FG Attempts	19	at Marshall 01/17/19
3FG Made	7	vs FIU 01/16/21
3FG Attempts	14	vs James Madison 11/28/21
FT Made	10	vs UTSA 01/02/20
FT Attempts	12	at FIU 01/26/19, vs UTSA 01/02/20

2021-22 SEASON HIGHS	
PT	27, 1/8/22 at Marshall
REB	7, 11/13/21 vs. Wagner
AST	8, 1/20/22 vs. WKU



# 2021-22 FAU MEN'S BASKETBALL GAME NOTES

## Owl Career Statistics/ Career Highs

### GOLDIN, Vladislav

				Field Goals		3-Point		F-Throws		Rebounds				Scoring						
SEASON	TEAM	GP-GS	MIN/AVG	FG-FGA	FG%	3FG-3FGA	3FG%	FT-FTA	FT%	OFF	DEF	TOT	AVG	PF-FO	A	TO	BLK	STL	PTS	AVG
2020-21	TTU	10-0	47/4.7	6-17	.353	0-0	.000	7-7	1.000	2	8	10	1.0	7-0	2	1	1	2	19	1.9
2021-22	FAU	20-20	357/17.9	60-109	.550	0-0	.000	20-36	.556	42	66	108	5.4	48-3	6	23	21	8	140	7.0
<b>TOTAL FOR FAU</b>		<b>20-20</b>	<b>357/17.9</b>	<b>60-109</b>	<b>.550</b>	<b>0-0</b>	<b>.000</b>	<b>20-36</b>	<b>.556</b>	<b>42</b>	<b>66</b>	<b>108</b>	<b>5.4</b>	<b>48-3</b>	<b>6</b>	<b>23</b>	<b>21</b>	<b>8</b>	<b>140</b>	<b>7.0</b>
<b>TOTAL</b>		<b>30-20</b>	<b>405/13.5</b>	<b>66-126</b>	<b>.524</b>	<b>0-0</b>	<b>.000</b>	<b>27-43</b>	<b>.628</b>	<b>44</b>	<b>74</b>	<b>118</b>	<b>3.9</b>	<b>55-3</b>	<b>8</b>	<b>24</b>	<b>22</b>	<b>10</b>	<b>159</b>	<b>5.3</b>

### Single Game Highs

Statistic	Value	
Points	19	at UTEP 01/27/22
Rebounds	11	vs Miami (FL) 11/16/21
Assists	4	vs Stetson 12/01/21
Steals	3	vs Stetson 12/01/21
Blocks	3	at UAB 01/15/22, vs Western Ky. 01/20/22
FG Made	9	at UTEP 01/27/22
FG Attempts	13	vs UT Martin 11/19/21
FT Made	4	at New Mexico 11/10/21, vs Charlotte 01/17/22
FT Attempts	6	at Middle Tenn. 01/13/22, vs Miami (FL) 11/16/21

**2021-22 SEASON HIGHS**

PT ..... 19, 1/27/22 at UTEP

REB ..... 11, 11/16/21 vs. Miami

AST ..... 4, 12/1/21 vs. Stetson

### GREENLEE, Bryan

				Field Goals		3-Point		F-Throws		Rebounds				Scoring						
SEASON	TEAM	GP-GS	MIN/AVG	FG-FGA	FG%	3FG-3FGA	3FG%	FT-FTA	FT%	OFF	DEF	TOT	AVG	PF-FO	A	TO	BLK	STL	PTS	AVG
2019-20	MINN	19-0	53/2.8	2-8	.250	1-3	.333	0-0	.000	0	9	9	0.5	3-0	4	7	0	2	5	0.3
2020-21	FAU	23-23	674/29.3	81-189	.429	42-95	.442	25-38	.658	12	56	68	3.0	45-0	68	50	2	29	229	10.0
2021-22	FAU	19-17	582/30.6	68-148	.459	33-82	.402	21-37	.568	5	43	48	2.5	36-0	72	37	1	21	190	10.0
<b>TOTAL FOR FAU</b>		<b>42-40</b>	<b>1256/29.9</b>	<b>149-337</b>	<b>.442</b>	<b>75-177</b>	<b>.424</b>	<b>46-75</b>	<b>.613</b>	<b>17</b>	<b>99</b>	<b>116</b>	<b>2.8</b>	<b>81-0</b>	<b>140</b>	<b>87</b>	<b>3</b>	<b>50</b>	<b>419</b>	<b>10.0</b>
<b>TOTAL</b>		<b>61-40</b>	<b>1309/21.5</b>	<b>151-345</b>	<b>.438</b>	<b>76-180</b>	<b>.422</b>	<b>46-75</b>	<b>.613</b>	<b>17</b>	<b>108</b>	<b>125</b>	<b>2.0</b>	<b>84-0</b>	<b>144</b>	<b>94</b>	<b>3</b>	<b>52</b>	<b>424</b>	<b>7.0</b>

### Single Game Highs

Statistic	Value	
Points	25	at South Alabama 11/25/20
Rebounds	6	5 times
Assists	10	at Marshall 01/08/22
Steals	4	at VCU 12/15/21
Blocks	1	at South Alabama 11/25/20, at UTSA 02/13/21, vs North Dakota 11/20/21
FG Made	7	at South Alabama 11/25/20
FG Attempts	13	at South Alabama 11/25/20
3FG Made	7	at South Alabama 11/25/20
3FG Attempts	10	at South Alabama 11/25/20
FT Made	4	at South Alabama 11/25/20
FT Attempts	5	vs Middle Tenn. 03/05/21, vs North Dakota 11/20/21

**2021-22 SEASON HIGHS**

PTS ..... 15, 12/8/21 vs. PBA

REB ..... 6 (2x), Last 12/5/21 vs. UNF

AST ..... 10, 1/8/22 at Marshall

# 2021-22 FAU MEN'S BASKETBALL GAME NOTES

## Owl Career Statistics/Career Highs

### KAPITI, Dardan

SEASON	TEAM	GP-GS	MIN/AVG	Field Goals		3-Point		F-Throws		Rebounds				Scoring						
				FG-FGA	FG%	3FG-3FGA	3FG%	FT-FTA	FT%	OFF	DEF	TOT	AVG	PF-FO	A	TO	BLK	STL	PTS	AVG
2019-20	FAU	18-0	99/5.5	17-25	.680	0-2	.000	2-2	1.000	10	10	20	1.1	21-0	1	2	4	2	36	2.0
2020-21	FAU	20-0	157/7.9	18-30	.600	0-0	.000	4-18	.222	17	21	38	1.9	33-1	10	17	8	5	40	2.0
2021-22	FAU	5-0	23/4.7	2-3	.667	0-0	.000	0-0	.000	2	6	8	1.6	5-0	0	2	2	1	4	0.8
<b>TOTAL</b>		<b>43-0</b>	<b>279/6.5</b>	<b>37-58</b>	<b>.638</b>	<b>0-2</b>	<b>.000</b>	<b>6-20</b>	<b>.300</b>	<b>29</b>	<b>37</b>	<b>66</b>	<b>1.5</b>	<b>59-1</b>	<b>11</b>	<b>21</b>	<b>14</b>	<b>8</b>	<b>80</b>	<b>1.9</b>

### Single Game Highs

Statistic	Value	
Points	10	at Rice 01/09/20
Rebounds	7	vs Florida Col. 12/21/20
Assists	2	at FIU 01/14/21, vs FIU 01/16/21, vs Florida Col. 12/21/20
Steals	2	at Southern Miss. 02/27/21, vs Middle Tenn. 03/05/21
Blocks	2	at Alabama 11/11/19, vs Charlotte 01/22/21, vs Charlotte 01/23/21
FG Made	5	at Rice 01/09/20
FG Attempts	5	vs Palm Beach Atl. 11/16/19, at Rice 01/09/20
3FG Attempts	2	vs Flagler 11/05/19
FT Made	2	vs Middle Tenn. 03/05/21
FT Attempts	5	vs Florida Col. 12/21/20

#### 2021-22 SEASON HIGHS

PT .....2, twice  
 REB .....4, twice  
 AST .....

### MARTIN, Alijah

SEASON	TEAM	GP-GS	MIN/AVG	Field Goals		3-Point		F-Throws		Rebounds				Scoring						
				FG-FGA	FG%	3FG-3FGA	3FG%	FT-FTA	FT%	OFF	DEF	TOT	AVG	PF-FO	A	TO	BLK	STL	PTS	AVG
2020-21	FAU	21-2	192/9.2	33-70	.471	15-43	.349	8-13	.615	16	35	51	2.4	21-0	16	11	3	9	89	4.2
2021-22	FAU	20-20	572/28.6	96-210	.457	50-127	.394	34-46	.739	26	85	111	5.6	44-0	29	36	8	28	276	13.8
<b>TOTAL</b>		<b>41-22</b>	<b>764/18.6</b>	<b>129-280</b>	<b>.461</b>	<b>65-170</b>	<b>.382</b>	<b>42-59</b>	<b>.712</b>	<b>42</b>	<b>120</b>	<b>162</b>	<b>4.0</b>	<b>65-0</b>	<b>45</b>	<b>47</b>	<b>11</b>	<b>37</b>	<b>365</b>	<b>8.9</b>

### Single Game Highs

Statistic	Value	
Points	22	vs Troy 11/22/21
Rebounds	9	vs Florida Col. 12/21/20, at High Point 12/21/21, at UTEP 01/27/22
Assists	5	vs Florida Col. 12/21/20
Steals	3	4 times
Blocks	2	at High Point 12/21/21
FG Made	8	vs Fla. National 12/03/20, vs Stetson 12/01/21
FG Attempts	16	vs Troy 11/22/21
3FG Made	5	vs Fla. National 12/03/20, vs Florida Tech 12/17/21
3FG Attempts	12	vs Fla. National 12/03/20
FT Made	6	vs Troy 11/22/21, at Marshall 01/08/22
FT Attempts	8	vs Troy 11/22/21, at Marshall 01/08/22

#### 2021-22 SEASON HIGHS

PT .....22, 11/22/21 vs. Troy  
 REB .....9, twice  
 AST .....4, 11/28/21 vs. James Madison

# 2021-22 FAU MEN'S BASKETBALL GAME NOTES

## Owl Career Statistics/ Career Highs

### NIANG, Madiaw

SEASON	TEAM	GP-GS	MIN/AVG	Field Goals		3-Point		F-Throws		Rebounds				Scoring						
				FG-FGA	FG%	3FG-3FGA	3FG%	FT-FTA	FT%	OFF	DEF	TOT	AVG	PF-FO	A	TO	BLK	STL	PTS	AVG
2018-19	FAU	31-9	421/13.6	32-105	.305	10-45	.222	18-25	.720	30	76	106	3.4	50-0	10	14	5	9	92	3.0
2019-20	FAU	31-10	424/13.7	32-74	.432	3-18	.167	13-19	.684	42	67	109	3.5	39-0	9	17	14	18	80	2.6
2020-21	FAU	22-0	156/7.1	14-31	.452	0-2	.000	5-8	.625	22	15	37	1.7	21-0	2	8	10	3	33	1.5
2021-22	FAU	20-0	158/7.9	22-50	.440	0-5	.000	9-10	.900	22	17	39	2.0	11-0	3	5	2	6	53	2.7
<b>TOTAL</b>	<b>104-19</b>	<b>1160/11.1</b>	<b>100-260</b>	<b>.385</b>	<b>13-70</b>	<b>.186</b>	<b>45-62</b>	<b>.726</b>	<b>116</b>	<b>175</b>	<b>291</b>	<b>2.8</b>	<b>121-0</b>	<b>24</b>	<b>44</b>	<b>31</b>	<b>36</b>	<b>258</b>	<b>2.5</b>	

### Single Game Highs

Statistic	Value	
Points	14	at New Mexico 11/10/21
Rebounds	14	at Illinois 12/29/18
Assists	2	vs Louisiana Tech 03/06/19, at Rice 01/09/20
Steals	2	5 times
Blocks	3	at Miami (FL) 11/08/19, at FIU 02/05/20, vs Fla. National 12/03/20
FG Made	6	at New Mexico 11/10/21
FG Attempts	9	at Arkansas St. 12/14/18, vs Florida Col. 12/19/18, vs Warner 11/13/21
3FG Made	2	vs Rice 02/16/19, vs Holy Cross 11/29/19
3FG Attempts	3	9 times
FT Made	6	at Illinois 12/29/18
FT Attempts	8	at Illinois 12/29/18

2021-22 SEASON HIGHS	
PTS.....	14, 11/10/21 at New Mexico
REB .....	6, 11/13/21 vs. Warner
AST.....	1 (3x), last 12/21/21 vs. HPU

### RALAT, Alejandro

SEASON	TEAM	GP-GS	MIN/AVG	Field Goals		3-Point		F-Throws		Rebounds				Scoring						
				FG-FGA	FG%	3FG-3FGA	3FG%	FT-FTA	FT%	OFF	DEF	TOT	AVG	PF-FO	A	TO	BLK	STL	PTS	AVG
2020-21	FAU	7-0	25/3.6	4-12	.333	1-4	.250	0-0	.000	0	1	1	0.1	3-0	3	3	0	0	9	1.3
2021-22	FAU	14-0	119/8.5	6-11	.545	3-6	.500	7-8	.875	3	2	5	0.4	16-0	13	4	0	3	22	1.6
<b>TOTAL</b>	<b>21-0</b>	<b>144/6.9</b>	<b>10-23</b>	<b>.435</b>	<b>4-10</b>	<b>.400</b>	<b>7-8</b>	<b>.875</b>	<b>3</b>	<b>3</b>	<b>6</b>	<b>0.3</b>	<b>19-0</b>	<b>16</b>	<b>7</b>	<b>0</b>	<b>3</b>	<b>31</b>	<b>1.5</b>	

### Single Game Highs

Statistic	Value	
Points	5	vs North Dakota 11/20/21, vs North Florida 12/05/21
Rebounds	2	vs Warner 11/13/21
Assists	4	at New Mexico 11/10/21, vs North Dakota 11/20/21
Steals	3	vs Warner 11/13/21
FG Made	2	vs Fla. Memorial 12/12/20, vs North Dakota 11/20/21
FG Attempts	3	4 times
3FG Made	1	4 times
3FG Attempts	2	vs Fla. National 12/03/20, at New Mexico 11/10/21
FT Made	2	vs Warner 11/13/21, vs North Florida 12/05/21, at VCU 12/15/21
FT Attempts	2	4 times

2021-22 SEASON HIGHS	
PTS.....	5 (2x), last 12/5/21 vs. N.Florida
REB .....	2, 11/13/21 vs. Warner
AST... 4	(2x), last 11/20/21 vs. N.Dakota



# 2021-22 FAU MEN'S BASKETBALL GAME NOTES

## Owl Career Statistics/Career Highs

### ROSADO, Giancarlo

				Field Goals		3-Point		F-Throws		Rebounds				Scoring						
SEASON	TEAM	GP-GS	MIN/AVG	FG-FGA	FG%	3FG-3FGA	3FG%	FT-FTA	FT%	OFF	DEF	TOT	AVG	PF-FO	A	TO	BLK	STL	PTS	AVG
2020-21	FAU	20-0	155/7.8	25-50	.500	1-3	.333	10-19	.526	13	23	36	1.8	14-0	8	12	2	4	61	3.1
2021-22	FAU	20-0	309/15.5	48-108	.444	1-10	.100	31-48	.646	23	29	52	2.6	23-0	17	19	8	7	128	6.4
<b>TOTAL</b>		<b>40-0</b>	<b>465/11.6</b>	<b>73-158</b>	<b>.462</b>	<b>2-13</b>	<b>.154</b>	<b>41-67</b>	<b>.612</b>	<b>36</b>	<b>52</b>	<b>88</b>	<b>2.2</b>	<b>37-0</b>	<b>25</b>	<b>31</b>	<b>10</b>	<b>11</b>	<b>189</b>	<b>4.7</b>

### Single Game Highs

Statistic	Value	
Points	13	vs Fla. Memorial 12/12/20
Rebounds	6	vs Fla. Memorial 12/12/20
Assists	3	vs Western Ky. 01/20/22
Steals	2	vs Fla. Memorial 12/12/20, vs UT Martin 11/19/21
Blocks	2	vs Charlotte 01/17/22
FG Made	5	4 times
FG Attempts	11	vs James Madison 11/28/21
3FG Made	1	vs Fla. Memorial 12/12/20, vs Troy 11/22/21
3FG Attempts	3	vs James Madison 11/28/21
FT Made	5	vs North Dakota 11/20/21
FT Attempts	6	vs North Dakota 11/20/21, vs Palm Beach Atl. 12/08/21

### 2021-22 SEASON HIGHS

PT ..... 12, 11/28/21 vs. James Madison  
 REB ..... 5 (4x), last 12/17/21 vs. FT  
 AST ..... 2 (3x), last 12/17/21 vs. FT

### ULMER, Brant

				Field Goals		3-Point		F-Throws		Rebounds				Scoring						
SEASON	TEAM	GP-GS	MIN/AVG	FG-FGA	FG%	3FG-3FGA	3FG%	FT-FTA	FT%	OFF	DEF	TOT	AVG	PF-FO	A	TO	BLK	STL	PTS	AVG
2020-21	FAU	5-0	13/2.7	1-1	1.000	0-0	.000	0-0	.000	0	2	2	0.4	1-0	0	0	1	1	2	0.4
2021-22	FAU	4-0	4/1.1	0-0	.000	0-0	.000	0-0	.000	0	0	0	0.0	0-0	0	0	0	0	0	0.0
<b>TOTAL</b>		<b>9-0</b>	<b>18/2.0</b>	<b>1-1</b>	<b>1.000</b>	<b>0-0</b>	<b>.000</b>	<b>0-0</b>	<b>.000</b>	<b>0</b>	<b>2</b>	<b>2</b>	<b>0.2</b>	<b>1-0</b>	<b>0</b>	<b>0</b>	<b>1</b>	<b>1</b>	<b>2</b>	<b>0.2</b>

### Single Game Highs

Statistic	Value	
Points	2	vs Fla. Memorial 12/12/20
Rebounds	2	vs Mobile 11/28/20
Steals	1	vs Fla. Memorial 12/12/20
Blocks	1	vs Fla. National 12/03/20
FG Made	1	vs Fla. Memorial 12/12/20
FG Attempts	1	vs Fla. Memorial 12/12/20

# 2021-22 FAU MEN'S BASKETBALL GAME NOTES

## Owl Career Statistics/ Career Highs

### WEATHERSPOON, Brandon

SEASON	TEAM	GP-GS	MIN/AVG	Field Goals		3-Point		F-Throws		Rebounds				Scoring						
				FG-FGA	FG%	3FG-3FGA	3FG%	FT-FTA	FT%	OFF	DEF	TOT	AVG	PF-FO	A	TO	BLK	STL	PTS	AVG
2021-22	FAU	14-1	149/10.7	19-52	.365	11-38	.289	5-5	1.000	5	12	17	1.2	7-0	4	3	0	4	54	3.9
<b>TOTAL</b>		<b>14-1</b>	<b>149/10.7</b>	<b>19-52</b>	<b>.365</b>	<b>11-38</b>	<b>.289</b>	<b>5-5</b>	<b>1.000</b>	<b>5</b>	<b>12</b>	<b>17</b>	<b>1.2</b>	<b>7-0</b>	<b>4</b>	<b>3</b>	<b>0</b>	<b>4</b>	<b>54</b>	<b>3.9</b>

### Single Game Highs

Statistic	Value	
Points	15	vs Warner 11/13/21
Rebounds	4	vs Warner 11/13/21
Assists	2	vs Stetson 12/01/21
Steals	1	4 times
FG Made	4	vs Warner 11/13/21
FG Attempts	11	vs Warner 11/13/21
3FG Made	3	vs Warner 11/13/21
3FG Attempts	10	vs Warner 11/13/21
FT Made	4	vs Warner 11/13/21
FT Attempts	4	vs Warner 11/13/21

### WINCHESTER, Everett

SEASON	TEAM	GP-GS	MIN/AVG	Field Goals		3-Point		F-Throws		Rebounds				Scoring						
				FG-FGA	FG%	3FG-3FGA	3FG%	FT-FTA	FT%	OFF	DEF	TOT	AVG	PF-FO	A	TO	BLK	STL	PTS	AVG
2017-18	WSU	33-0	699/21.2	91-195	.467	0-6	.000	82-117	.701	44	80	124	3.8	70-1	37	55	9	13	264	8.0
2019-20	FAU	17-9	295/17.4	27-66	.409	3-15	.200	13-22	.591	8	40	48	2.8	25-0	27	23	4	14	70	4.1
2020-21	FAU	22-14	467/21.2	43-104	.413	5-18	.278	31-53	.585	26	69	95	4.3	43-1	39	40	3	17	122	5.5
2021-22	FAU	18-8	436/24.2	52-105	.495	5-18	.278	25-42	.595	18	56	74	4.1	43-2	45	35	7	13	134	7.4
<b>TOTAL FOR FAU</b>		<b>57-31</b>	<b>1199/21.0</b>	<b>122-275</b>	<b>.444</b>	<b>13-51</b>	<b>.255</b>	<b>69-117</b>	<b>.590</b>	<b>52</b>	<b>165</b>	<b>217</b>	<b>3.8</b>	<b>111-3</b>	<b>111</b>	<b>98</b>	<b>14</b>	<b>44</b>	<b>326</b>	<b>5.7</b>
<b>TOTAL</b>		<b>90-31</b>	<b>1898/21.1</b>	<b>213-470</b>	<b>.453</b>	<b>13-57</b>	<b>.228</b>	<b>151-234</b>	<b>.645</b>	<b>96</b>	<b>245</b>	<b>341</b>	<b>3.8</b>	<b>181-4</b>	<b>148</b>	<b>153</b>	<b>23</b>	<b>57</b>	<b>590</b>	<b>6.6</b>

### Single Game Highs

Statistic	Value	
Points	19	at UIC 02/25/18
Rebounds	14	vs FIU 01/16/21
Assists	6	4 times
Steals	3	5 times
Blocks	2	vs Troy 11/22/21, vs Charlotte 01/17/22
FG Made	8	at UIC 02/25/18
FG Attempts	18	at UIC 02/25/18
3FG Made	2	vs Tampa 12/19/19
3FG Attempts	4	vs Western Ky. 01/20/22
FT Made	8	vs Ohio Valley 12/05/17
FT Attempts	10	at Loyola Chicago 11/10/17

#### 2021-22 SEASON HIGHS

PTS..... 15, 12/1/21 vs. Stetson  
 REB ..... 7, 11/20/21 & 1/20/22  
 AST..... 6 (3x), last 12/8/21 vs. PBA

# 2021-22 FAU MEN'S BASKETBALL GAME NOTES

## Owl Career Statistics/Career Highs

### ZIMONJIC, Bogdan

SEASON	TEAM	GP-GS	MIN/AVG	Field Goals		3-Point		F-Throws		Rebounds				Scoring						
				FG-FGA	FG%	3FG-3FGA	3FG%	FT-FTA	FT%	OFF	DEF	TOT	AVG	PF-FO	A	TO	BLK	STL	PTS	AVG
2021-22	FAU	11-0	67/6.1	11-22	.500	6-11	.545	4-6	.667	4	6	10	0.9	4-0	4	2	0	4	32	2.9
<b>TOTAL</b>		<b>11-0</b>	<b>67/6.1</b>	<b>11-22</b>	<b>.500</b>	<b>6-11</b>	<b>.545</b>	<b>4-6</b>	<b>.667</b>	<b>4</b>	<b>6</b>	<b>10</b>	<b>0.9</b>	<b>4-0</b>	<b>4</b>	<b>2</b>	<b>0</b>	<b>4</b>	<b>32</b>	<b>2.9</b>

### Single Game Highs

Statistic	Value	
Points	8	vs Palm Beach Atl. 12/08/21
Rebounds	2	at Middle Tenn. 01/13/22, vs North Dakota 11/20/21, vs Palm Beach Atl. 12/08/21
Assists	1	4 times
Steals	1	4 times
FG Made	3	vs Warner 11/13/21
FG Attempts	5	vs Warner 11/13/21, vs Florida Tech 12/17/21
3FG Made	2	vs Palm Beach Atl. 12/08/21
3FG Attempts	3	vs Palm Beach Atl. 12/08/21, vs Florida Tech 12/17/21
FT Made	2	vs Palm Beach Atl. 12/08/21
FT Attempts	2	vs North Florida 12/05/21, vs Palm Beach Atl. 12/08/21, vs Florida Tech 12/17/21

## FAU Game-By-Game

Opponent	Date	Score		Total		3-Pointers		Free throws		Rebounds				PF	A	TO	BLK	STL	PTS	AVG
				FG-FGA	PCT	3FG-3FGA	PCT	FT-FTA	PCT	OFF	DEF	TOT	AVG							
at New Mexico	11/10/2021	92-99	L	32-65	.492	8-26	.308	20-23	.870	17	25	42	42.0	24	16	17	0	4	92	92.0
Warner	11/13/2021	78-56	W	27-74	.365	9-37	.243	15-18	.833	17	29	46	44.0	18	12	10	1	12	78	85.0
Miami (FL)	11/16/2021	66-68	L	25-51	.490	6-18	.333	10-24	.417	9	28	37	41.7	26	6	14	2	4	66	78.7
UT Martin	11/19/2021	75-67	W	27-61	.443	8-27	.296	13-18	.722	10	30	40	41.3	15	15	9	2	5	75	77.8
North Dakota	11/20/2021	98-79	W	35-64	.547	15-27	.556	13-19	.684	10	22	32	39.4	15	21	6	4	6	98	81.8
Troy	11/22/2021	78-83	Lot	27-61	.443	8-28	.286	16-26	.615	11	35	46	40.5	23	15	16	4	7	78	81.2
James Madison	11/28/2021	65-69	L	25-57	.439	11-30	.367	4-7	.571	11	20	31	39.1	10	15	13	3	8	65	78.9
Stetson	12/01/2021	83-73	W	34-58	.586	9-22	.409	6-6	1.000	8	21	29	37.9	15	21	13	2	8	83	79.4
North Florida	12/05/2021	76-41	W	30-56	.536	8-20	.400	8-14	.571	12	28	40	38.1	13	16	17	3	14	76	79.0
Palm Beach Atl.	12/08/2021	84-63	W	30-69	.435	14-29	.483	10-20	.500	19	23	42	38.5	13	23	5	2	12	84	79.5
at VCU	12/15/2021	46-66	L	17-49	.347	5-23	.217	7-12	.583	7	19	26	37.4	24	4	25	1	12	46	76.5
Florida Tech	12/17/2021	78-55	W	28-67	.418	11-30	.367	11-17	.647	14	30	44	37.9	12	14	5	1	9	78	76.6
at High Point	12/21/2021	52-55	L	21-55	.382	6-25	.240	4-9	.444	13	20	33	37.5	14	9	10	4	3	52	74.7
at Marshall	01/08/2022	90-77	W	30-56	.536	8-22	.364	22-29	.759	9	25	34	37.3	22	15	11	3	10	90	75.8
at Middle Tenn.	01/13/2022	57-70	L	16-44	.364	5-21	.238	20-26	.769	9	24	33	37.0	11	5	19	2	4	57	74.5
at UAB	01/15/2022	65-76	L	23-60	.383	8-24	.333	11-12	.917	8	32	40	37.2	17	10	13	7	2	65	73.9
Charlotte	01/17/2022	96-67	W	34-55	.618	16-21	.762	12-13	.923	5	26	31	36.8	12	16	8	5	5	96	75.2
Western Ky.	01/20/2022	78-69	W	33-71	.465	11-33	.333	1-3	.333	13	23	36	36.8	15	22	10	3	9	78	75.4
Marshall	01/22/2022	71-60	W	25-58	.431	7-22	.318	14-19	.737	12	30	42	37.1	18	8	14	2	6	71	75.2
at UTEP	01/27/2022	68-70	L	26-54	.481	7-17	.412	9-11	.818	12	22	34	36.9	12	17	15	2	7	68	74.8
<b>Total</b>		<b>1496</b>		<b>545-1185</b>	<b>.460</b>	<b>180-502</b>	<b>.359</b>	<b>226-326</b>	<b>.693</b>	<b>226</b>	<b>512</b>	<b>738</b>	<b>36.9</b>	<b>329</b>	<b>280</b>	<b>250</b>	<b>53</b>	<b>147</b>	<b>1496</b>	<b>74.8</b>
Opponents		1363		496-1109	.447	143-383	.373	228-326	.699	152	473	625	31.3	318	242	270	54	118	1363	68.2

# 2021-22 FAU MEN'S BASKETBALL GAME NOTES

## Game-By-Game Results & Leaders

### Game Records

Record	Overall	Home	Away	Neutral
ALL GAMES	11-9	10-3	1-6	0-0
CONFERENCE	4-3	3-0	1-3	0-0
NON-CONFERENCE	7-6	7-3	0-3	0-0

### Team Results

Date	Opponent	Score	Att.	High Points	High Rebounds
11/10/2021	at New Mexico	L 92-99	8553	(26) FORREST, Michael	(9) BARUTI, Bitumba
11/13/2021	Warner	W 78-56	1089	(17) MARTIN, Alijah	(7) FORREST, Michael
11/16/2021	Miami (FL)	L 66-68	2772	(21) FORREST, Michael	(11) GOLDIN, Vladislav
11/19/2021	UT Martin	W 75-67	1064	(18) GOLDIN, Vladislav	(9) GOLDIN, Vladislav
11/20/2021	North Dakota	W 98-79	926	(24) FORREST, Michael	(7) WINCHESTER, Everett
11/22/2021	Troy	Lot 78-83	988	(22) MARTIN, Alijah	(8) MARTIN, Alijah
11/28/2021	James Madison	L 65-69	939	(18) FORREST, Michael	(5) ROSADO, Giancarlo (5) MARTIN, Alijah
12/01/2021	Stetson	W 83-73	1347	(17) MARTIN, Alijah	(8) GOLDIN, Vladislav
12/05/2021	North Florida	W 76-41	1358	(14) GREENLEE, Bryan	(6) BARUTI, Bitumba (6) GREENLEE, Bryan
12/08/2021	Palm Beach Atl.	W 84-63	1045	(21) FORREST, Michael	(8) DAVIS, Johnell
12/15/2021	at VCU	L 46-66	6907	(13) MARTIN, Alijah	(7) DAVIS, Johnell
12/17/2021	Florida Tech	W 78-55	1089	(17) FORREST, Michael (17) MARTIN, Alijah	(9) BARUTI, Bitumba
12/21/2021	at High Point	L 52-55	2216	(14) GREENLEE, Bryan	(9) MARTIN, Alijah
01/08/2022	at Marshall	W 90-77	4115	(27) FORREST, Michael	(6) NIANG, Madiaw
01/13/2022	at Middle Tenn.	L 57-70	2515	(13) MARTIN, Alijah	(5) FORREST, Michael (5) GOLDIN, Vladislav (5) MARTIN, Alijah
01/15/2022	at UAB	L 65-76	3456	(16) MARTIN, Alijah	(8) MARTIN, Alijah
01/17/2022	Charlotte	W 96-67	1029	(20) MARTIN, Alijah	(6) DAVIS, Johnell
01/20/2022	Western Ky.	W 78-69	1305	(14) FORREST, Michael (14) WINCHESTER, Everett	(7) WINCHESTER, Everett
01/22/2022	Marshall	W 71-60	1721	(14) MARTIN, Alijah	(7) MARTIN, Alijah
01/27/2022	at UTEP	L 68-70	4458	(19) GOLDIN, Vladislav	(9) MARTIN, Alijah

### Attendance Summary

	Games	Attend	Avg/Game
Home	13	16672	1282
Away	7	32220	4603
Neutral	0	0	0
<b>Total</b>	<b>20</b>	<b>48892</b>	<b>2445</b>

# 2021-22 FAU MEN'S BASKETBALL GAME NOTES

## Owls in C-USA/NCAA Team Statistics

Statistic	National Rank	Conference Rank	Value	National Leader	Value	Conference Leader	Value
3-pt Field Goal Attempts (350 ranked)	50	3	502	Eastern Ky.	706	FIU	586
Assist Turnover Ratio (350 ranked)	117	5	1.12	Northwestern	1.91	Louisiana Tech	1.34
Assists Per Game (350 ranked)	130	5	14.0	Arizona	20.9	Rice	15.7
Blocked Shots Per Game (350 ranked)	250	12	2.6	Auburn	8.2	Western Ky.	6.0
Defensive Rebounds per Game (350 ranked)	168	9	25.60	Gonzaga	31.61	Louisiana Tech	28.20
Fewest Fouls (350 ranked)	231	11	329	New Hampshire	195	Western Ky.	244
Fewest Turnovers (350 ranked)	191	8	250	New Hampshire	126	Charlotte	209
Field-Goal Percentage (350 ranked)	89	5	46.0	Gonzaga	53.9	Western Ky.	47.1
Field-Goal Percentage Defense (350 ranked)	272	12	44.7	LSU	35.9	UAB	39.4
Free Throw Attempts (350 ranked)	192	10	326	Iona	479	UTSA	389
Free Throws Made (350 ranked)	209	10	226	A&M-Corpus Christi	348	UTSA	266
Free-Throw Percentage (350 ranked)	226	9	69.3	Villanova	82.3	Charlotte	77.2
Offensive Rebounds Per Game (350 ranked)	99	4	11.30	South Carolina St.	15.05	UTSA	14.48
Personal Fouls Per Game (350 ranked)	167	11	16.4	Western Ky.	12.2	Western Ky.	12.2
Rebound Margin (350 ranked)	42	1	5.7	Kentucky	12.8	Fla. Atlantic	5.7
Scoring Defense (350 ranked)	161	7	68.2	Texas	54.7	North Texas	56.2
Scoring Margin (350 ranked)	103	5	6.7	Gonzaga	24.6	UAB	17.5
Scoring Offense (350 ranked)	100	6	74.8	Gonzaga	90.1	UAB	80.5
Steals Per Game (350 ranked)	111	6	7.3	LSU	11.4	UAB	10.6
Three Pt FG Defense (350 ranked)	333	13	37.3	UC Irvine	26.0	North Texas	27.9
Three-Point Field Goals Per Game (350 ranked)	52	3	9.0	VMI	12.5	FIU	10.1
Three-Point Field-Goal Percentage (350 ranked)	82	5	35.9	South Dakota St.	46.0	UAB	37.9
Total 3-point FGM (350 ranked)	42	3	180	Furman	271	FIU	202
Total Assists (350 ranked)	110	5	280	Belmont	396	Louisiana Tech Western Ky.	305 305
Total Blocks (350 ranked)	227	10	53	Auburn	163	Western Ky.	121
Total Rebounds (350 ranked)	93	6	738	BYU	880	UTSA	852
Total Rebounds Per Game (350 ranked)	110	7	36.90	Arizona	43.56	UTSA	40.57
Total Steals (350 ranked)	83	6	147	Eastern Ky.	232	UAB	223
Turnover Margin (348 ranked)	130	6	1.0	Abilene Christian	9.3	UAB	6.6
Turnovers Forced (350 ranked)	145	8	13.50	Abilene Christian	22.25	UAB	17.86
Turnovers Per Game (350 ranked)	132	7	12.5	New Hampshire	8.4	UAB	11.2
Won-Lost Percentage (349 ranked)	166	9	55.0	Auburn	95.0	UAB	81.0



# 2021-22 FAU MEN'S BASKETBALL GAME NOTES

## Owls in C-USA/NCAA Individual Statistics

Statistic	Player	National Conference		Value	National Leader	Conference		Value
		Rank	Rank			Value	Leader	
3-pt Field Goal Attempts (345 ranked)	Michael Forrest	31	2	146	Darius McGhee, Liberty	204	Jordan Walker, UAB	152
	Alijah Martin	85	6	127				
Assist Turnover Ratio (350 ranked)	Bryan Greenlee	120	4	1.95	Mika Adams-Woods, Cincinnati	4.24	Tevin Brewer, FIU	2.24
	Michael Forrest	267	10	1.42				
Assists Per Game (337 ranked)	Bryan Greenlee	167	9	3.8	Jalen Moore, Oakland	8.3	Dayvion McKnight, Western Ky.	6.2
	Michael Forrest	332	14	3.0				
Blocked Shots Per Game (343 ranked)	Vladislav Goldin	213	11	1.05	Jamarion Sharp, Western Ky.	4.45	Jamarion Sharp, Western Ky.	4.45
Defensive Rebounds per Game (349 ranked)					Fardaws Aimaq, Utah Valley	10.55	Kenneth Lofton, Jr., Louisiana Tech	7.00
Double Doubles (243 ranked)					Fardaws Aimaq, Utah Valley	17	Kenneth Lofton, Jr., Louisiana Tech	11
Field-Goal Percentage (309 ranked)					Zach Edey, Purdue	70.4	Kenneth Lofton, Jr., Louisiana Tech	56.4
Free Throw Attempts (341 ranked)					John Hugley, Pittsburgh	157	Taevion Kinsey, Marshall	138
Free Throws Made (343 ranked)					Tanner Holden, Wright St.	122	Taevion Kinsey, Marshall	106
Free-Throw Percentage (348 ranked)					Marquis Eaton, Arkansas St.	94.6	Taylor Perry, North Texas	90.1
Minutes Per Game (350 ranked)					Jaren Holmes, St. Bonaventure	38:26	Taevion Kinsey, Marshall	37:46
Offensive Rebounds Per Game (349 ranked)	Vladislav Goldin	260	10	2.10	Oscar Tshiebwe, Kentucky	5.25	Kenneth Lofton, Jr., Louisiana Tech	3.68
Points Per Game (350 ranked)	Michael Forrest	317	16	14.0	Antoine Davis, Detroit Mercy	24.0	Taevion Kinsey, Marshall	20.6
	Alijah Martin	336	17	13.8				
Rebounds Per Game (343 ranked)					Oscar Tshiebwe, Kentucky	15.2	Kenneth Lofton, Jr., Louisiana Tech	10.7
Steals Per Game (347 ranked)	Alijah Martin	300	12	1.40	Jacob Gilyard, Richmond	3.35	Quan Jackson, UAB	2.48
Three-Point Field Goals Per Game (350 ranked)	Michael Forrest	57	4	2.70	Antoine Davis, Detroit Mercy	4.18	Jordan Walker, UAB	3.25
	Alijah Martin	94	6	2.50				
Three-Point Field-Goal Percentage (107 ranked)	Alijah Martin	62	4	39.4	Keller Boothby, Cornell	51.9	Carl Pierre, Rice	43.8
	Michael Forrest	82	5	37.0				
Total 3-point FGM (342 ranked)	Michael Forrest	49	3	54	Max Abmas, Oral Roberts	83	Jordan Walker, UAB	65
	Alijah Martin	72	6	50				
Total Assists (349 ranked)	Bryan Greenlee	140	8	72	Yuri Collins, Saint Louis	157	Dayvion McKnight, Western Ky.	124
	Michael Forrest	264	12	61				
Total Blocks (321 ranked)	Vladislav Goldin	161	9	21	Jamarion Sharp, Western Ky.	89	Jamarion Sharp, Western Ky.	89
Total Field Goal Attempts (347 ranked)	Michael Forrest	243	13	218	Max Abmas, Oral Roberts	355	Taevion Kinsey, Marshall	350
	Alijah Martin	283	14	210				
Total Field Goals Made (345 ranked)	Alijah Martin	273	14	96	Isiah Mosley, Missouri St.	171	Taevion Kinsey, Marshall	148
	Michael Forrest	295	15	94				
Total Minutes (350 ranked)	Michael Forrest	266	11	609:58	Dereon Seabron, NC State	772:12	Taevion Kinsey, Marshall	755:12
Total Points (348 ranked)	Michael Forrest	220	11	280	Isiah Mosley, Missouri St.	469	Taevion Kinsey, Marshall	413
	Alijah Martin	234	12	276				
Total Rebounds (349 ranked)	Alijah Martin	349	16	111	Oscar Tshiebwe, Kentucky	303	Kenneth Lofton, Jr., Louisiana Tech	203
Total Steals (308 ranked)	Alijah Martin	193	8	28	Jacob Gilyard, Richmond	67	Quan Jackson, UAB	52
	Michael Forrest	308	15	25				
Triple Doubles (1 ranked)					13 players tied	1	Dayvion McKnight, Western Ky. Jamarion Sharp, Western Ky.	1 1











# 2021-22 FAU MEN'S BASKETBALL GAME NOTES

## 2021-22 Overall Statistics

### Game Records

Record	Overall	Home	Away	Neutral
ALL GAMES	11-9	10-3	1-6	0-0
CONFERENCE	4-3	3-0	1-3	0-0
NON-CONFERENCE	7-6	7-3	0-3	0-0

### Score by Periods

Team	1st	2nd	OT	TOT
Fla. Atlantic	696	795	5	1496
Opponents	660	693	10	1363

### Team Box Score

No.	Player	Overall			Total		3-Point		F-Throw		Rebounds				Other				PTS		AVG	
		GP-GS	MIN	AVG	FG-FGA	FG%	3FG-3FGA	3FG%	FT-FTA	FT%	OFF	DEF	TOT	AVG	PF	DQ	A	TO	BLK	STL		PTS
11	FORREST, Michael	20-20	609:58	30.5	94-218	.431	54-146	.370	38-46	.826	8	60	68	3.4	23	1	61	43	0	25	280	14.0
15	MARTIN, Alijah	20-20	571:45	28.6	96-210	.457	50-127	.394	34-46	.739	26	85	111	5.6	44	0	29	36	8	28	276	13.8
4	GREENLEE, Bryan	19-17	581:57	30.6	68-148	.459	33-82	.402	21-37	.568	5	43	48	2.5	36	0	72	37	1	21	190	10.0
2	WINCHESTER, Everett	18-8	436:30	24.2	52-105	.495	5-18	.278	25-42	.595	18	56	74	4.1	43	2	45	35	7	13	134	7.4
50	GOLDIN, Vladislav	20-20	357:22	17.9	60-109	.550	0-0	.000	20-36	.556	42	66	108	5.4	48	3	6	23	21	8	140	7.0
3	ROSADO, Giancarlo	20-0	309:17	15.5	48-108	.444	1-10	.100	31-48	.646	23	29	52	2.6	23	0	17	19	8	7	128	6.4
10	DAVIS, Johnell	20-2	360:46	18.0	39-88	.443	10-33	.303	23-29	.793	24	56	80	4.0	37	0	17	20	4	20	111	5.6
20	BARUTI, Bitumba	18-12	276:38	15.4	28-61	.459	7-26	.269	9-13	.692	17	43	60	3.3	32	1	9	9	0	7	72	4.0
23	WEATHERSPOON, Brandon	14-1	149:24	10.7	19-52	.365	11-38	.289	5-5	1.000	5	12	17	1.2	7	0	4	3	0	4	54	3.9
5	ZIMONJIC, Bogdan	11-0	66:39	6.1	11-22	.500	6-11	.545	4-6	.667	4	6	10	0.9	4	0	4	2	0	4	32	2.9
1	NIANG, Madiaw	20-0	158:13	7.9	22-50	.440	0-5	.000	9-10	.900	22	17	39	2.0	11	0	3	5	2	6	53	2.7
21	RALAT, Alejandro	14-0	118:53	8.5	6-11	.545	3-6	.500	7-8	.875	3	2	5	0.4	16	0	13	4	0	3	22	1.6
35	KAPITI, Dardan	5-0	23:15	4.7	2-3	.667	0-0	.000	0-0	.000	2	6	8	1.6	5	0	0	2	2	1	4	0.8
32	ULMER, Brant	4-0	04:22	1.1	0-0	.000	0-0	.000	0-0	.000	0	0	0	0.0	0	0	0	0	0	0	0	0.0
Team											27	31	58				12					
<b>Total</b>		<b>20</b>	<b>4025</b>		<b>545-1185</b>	<b>.460</b>	<b>180-502</b>	<b>.359</b>	<b>226-326</b>	<b>.693</b>	<b>226</b>	<b>512</b>	<b>738</b>	<b>36.9</b>	<b>329</b>	<b>7</b>	<b>280</b>	<b>250</b>	<b>53</b>	<b>147</b>	<b>1496</b>	<b>74.8</b>
<b>Opponents</b>		<b>20</b>	<b>4025</b>		<b>496-1109</b>	<b>.447</b>	<b>143-383</b>	<b>.373</b>	<b>228-326</b>	<b>.699</b>	<b>152</b>	<b>473</b>	<b>625</b>	<b>31.3</b>	<b>318</b>	<b>5</b>	<b>242</b>	<b>270</b>	<b>54</b>	<b>118</b>	<b>1363</b>	<b>68.2</b>

### Team Statistics

	FAU	OPP
<b>Scoring</b>	<b>1496</b>	<b>1363</b>
Points per game	74.8	68.2
Scoring margin	+6.7	-
<b>Field goals-att</b>	<b>545-1185</b>	<b>496-1109</b>
Field goal pct	.460	.447
<b>3 point fg-att</b>	<b>180-502</b>	<b>143-383</b>
3-point FG pct	.359	.373
3-pt FG made per game	9.0	7.2
<b>Free throws-att</b>	<b>226-326</b>	<b>228-326</b>
Free throw pct	.693	.699
F-Throws made per game	11.3	11.4
<b>Rebounds</b>	<b>738</b>	<b>625</b>
Rebounds per game	36.9	31.3
Rebounding margin	+5.7	-
<b>Assists</b>	<b>280</b>	<b>242</b>
Assists per game	14.0	12.1
<b>Turnovers</b>	<b>250</b>	<b>270</b>
Turnovers per game	12.5	13.5
Turnover margin	+1.0	-
Assist/turnover ratio	1.1	0.9
<b>Steals</b>	<b>147</b>	<b>118</b>
Steals per game	7.4	5.9
<b>Blocks</b>	<b>53</b>	<b>54</b>
Blocks per game	2.7	2.7
<b>Winning streak</b>	<b>0</b>	<b>-</b>
Home win streak	7	-
<b>Attendance</b>	<b>16672</b>	<b>32220</b>
Home games-Avg/Game	13-1282	7-4603
Neutral site-Avg/Game	-	0-0

### Team Results

Date	Opponent	Score	Att.
11/10/2021	at New Mexico	L 92-99	8553
11/13/2021	Warner	W 78-56	1089
11/16/2021	Miami (FL)	L 66-68	2772
11/19/2021	UT Martin	W 75-67	1064
11/20/2021	North Dakota	W 98-79	926
11/22/2021	Troy	Lot 78-83	988
11/28/2021	James Madison	L 65-69	939
12/01/2021	Stetson	W 83-73	1347
12/05/2021	North Florida	W 76-41	1358
12/08/2021	Palm Beach Atl.	W 84-63	1045
12/15/2021	at VCU	L 46-66	6907
12/17/2021	Florida Tech	W 78-55	1089
12/21/2021	at High Point	L 52-55	2216
01/08/2022	at Marshall	W 90-77	4115
01/13/2022	at Middle Tenn.	L 57-70	2515
01/15/2022	at UAB	L 65-76	3456
01/17/2022	Charlotte	W 96-67	1029
01/20/2022	Western Ky.	W 78-69	1305
01/22/2022	Marshall	W 71-60	1721
01/27/2022	at UTEP	L 68-70	4458

# 2021-22 FAU MEN'S BASKETBALL GAME NOTES

## 2021-22 Roster

No.	Name	Pos.	Yr.	Ht.	Wt.	Hometown/Previous School
0	Nicholas Boyd	G	Fr.*	6-3	175	Garnerville, N.Y./Don Bosco Institute
1	Madiaw Niang	F	Jr.*	6-9	230	Dakar, Senegal/DME Academy
2	Everett Winchester	G	Gr./Sr.*	6-6	212	Baltimore, Md./Wright State
3	Giancarlo Rosado	F	Fr.*	6-8	247	West Palm Beach, Fla./Palm Beach Lakes
4	Bryan Greenlee	G	So.*	6-0	191	Gainesville, Fla./Minnesota
5	Bogdan Zimonic	G	Fr.	6-5	190	Belgrade, Serbia/Gimnazia Sveti Sava
10	Johnell Davis	G	Fr.*	6-4	203	Gary, Ind./21st Century
11	Michael Forrest	G	Jr.*	6-1	174	Lauderhill, Fla./Blanche Ely
12	Tre Carroll	F	Fr.	6-7	227	Punta Gora, Fla./Charlotte HS
15	Alijah Martin	G	Fr.*	6-2	210	Summit, Miss./North Pike
20	Bitumba Baruti	F	Gr./Sr.*	6-7	220	Lubumbashi, Congo/East Carolina
21	Alejandro Ralat	G	R-Fr.*	6-0	160	San Juan, P.R./Saint Andrew's School
23	Brandon Weatherspoon	G	So.	6-4	186	Canton, Miss./Holmes Community College
32	Brant Ulmer	F	R-Fr.*	6-7	201	Live Oak, Fla./Suwannee
35	Dardan Kapiti	F	So.*	6-10	213	Prishtina, Kosovo/The Rock School
50	Vladislav Goldin	C	Fr.*	7-1	240	Nalchick, Russia/Texas Tech

\*=Extra year of eligibility due to NCAA response to Covid-19

### Coaches:

Head Coach Dusty May

Assistant Coaches: Todd Abernathy, Kyle Church, Drew Williamson





# 2021-22 FAU MEN'S BASKETBALL GAME NOTES

## 2021-22 Radio/TV Roster



0

**Nicholas Boyd**


6-3 So. • G • Gamerville, N.Y.



1

**Madiaw Niang**

muh-JOW // nee-ANG  
6-9 Jr. • F • Dakar, Senegal



2

**Everett Winchester**

6-6 GS • G • Baltimore, Md.



3

**Giancarlo Rosado**

zhean-CAR-lo // roe-SAW-doe  
6-8 Fr. • F • West Palm Beach, Fla.



4

**Bryan Greenlee**

6-0 So. • G • Gainesville, Fla.



5

**Bogdan Zimonjic**

BOWG-don // zee-mon-EACH  
6-5 Fr. • G • Belgrade, Serbia



10

**Johnell Davis**

joh-NELL  
6-4 Fr. • G • Gary, Ind.



11

**Michael Forrest**

6-1 Jr. • G • Lauderhill, Fla.



12

**Tre Carroll**

6-7 Fr. • F • Punta Gorda, Fla.



15

**Alijah Martin**

uh-LIE-juh  
6-2 Fr. • G • Summit, Miss.



20

**Bitumba Baruti**

buh-TOOM-buh // buh-ROO-tee  
6-7 GS • F • Lubumbashi, DRC



21

**Alejandro Ralat**


all-ee-HON-dro // ruh-LOT  
6-0 R-Fr. • G • San Juan, PR



23

**Brandon Weatherspoon**


6-4 So. • G • Canton, Miss.



32

**Brant Ulmer**

6-7 R-Fr. • F • Live Oak, Fla.



35

**Dardan Kapiti**

DAR-dun // kuh-PEE-tee  
6-10 So. • F • Prishtina, Kosovo



50


**Vlad Goldin**

7-1 Fr. • C • Nalchick, Russia




**Dusty May**

Head Coach  
4th year • 54-47




**Kyle Church**

Assistant Coach  
4th year




**Todd Abernethy**

Assistant Coach  
3rd year




**Drew Williamson**

Assistant Coach  
1st year



**Ben Gonzalez**

Director of Operations  
4th year



**Brandon Gilbert**

Assistant to the Head Coach  
4th year