



Officials: Gary Maxwell, Brent Hampton, Brent Dugas

Florida Atlantic - 83

Record: 18-1 (8-0)

NO.	Name	Min	FG			Rebounds			Fouls		TP	AS	TO	ST	Blocks		+/-
			M-A	M-A	M-A	OR	DR	TOT	PF	FD					BS	BA	
50	Vladislav Goldin	F 19:18	1-3	0-0	4-7	3	4	7	1	6	6	0	0	0	1	0	30
2	Nick Boyd	G 18:07	3-6	2-5	2-2	0	4	4	0	1	10	2	1	2	0	0	2
4	Bryan Greenlee	G 24:14	2-7	1-2	0-0	0	2	2	1	1	5	4	2	1	0	0	-1
12	Jalen Gaffney	G 20:00	2-3	2-3	0-0	0	2	2	3	0	6	4	0	0	0	0	28
23	Brandon Weatherspoon	G 15:37	4-8	1-3	3-4	2	2	4	5	2	12	0	1	0	0	0	2
1	Johnell Davis	23:30	5-12	0-5	4-4	2	3	5	3	2	14	0	0	1	1	0	19
11	Michael Forrest	23:15	3-7	3-6	0-0	2	2	4	1	0	9	2	0	0	0	0	20
15	Alijah Martin	22:12	4-11	1-7	2-3	2	5	7	3	3	11	3	2	3	0	0	21
3	Giancarlo Rosado	17:20	3-6	0-0	2-2	2	4	6	2	2	8	0	0	0	1	0	-8
5	Isaiah Gaines	09:01	0-2	0-0	0-2	1	1	2	2	1	0	1	1	0	1	0	-7
25	Tre Carroll	03:06	1-1	0-0	0-0	0	1	1	0	0	2	0	0	0	0	0	-3
0	Brenen Lorient	02:10	0-1	0-0	0-0	1	0	1	0	0	0	0	1	0	0	1	-4
21	Alejandro Ralat	02:10	0-0	0-0	0-0	0	0	0	0	0	0	0	0	0	0	0	-4
Team						0	1	1			0		0				
Totals			28-67	10-31	17-24	15	31	46	21	18	83	16	8	7	4	1	19

Shooting By Period		
1st FG%	17-37	45.9%
3PT%	6-19	31.6%
FT%	6-8	75%
2nd FG%	11-30	36.7%
3PT%	4-12	33.3%
FT%	11-16	68.8%
GM FG%	28-67	41.8%
3PT%	10-31	32.3%
FT%	17-24	70.8%

Dead Ball Rebounds: 4, 0

Technical Fouls::NONE

UTSA - 64

Record: 7-13 (1-8)

NO.	Name	Min	FG			Rebounds			Fouls		TP	AS	TO	ST	Blocks		+/-
			M-A	M-A	M-A	OR	DR	TOT	PF	FD					BS	BA	
2	Aleu Aleu	F 15:00	1-4	0-1	2-2	0	1	1	2	1	4	2	1	0	0	1	-10
14	Massal Diouf	F 13:29	0-1	0-0	2-2	0	3	3	5	3	2	0	0	0	0	0	-3
0	John Buggs III	G 31:23	3-11	2-6	0-0	0	1	1	1	0	8	1	1	1	0	0	-23
5	DJ Richards	G 30:31	4-16	3-8	2-2	1	2	3	1	4	13	0	1	0	0	1	-22
22	Christian Tucker	G 30:18	4-7	0-2	3-4	0	4	4	4	3	11	2	1	0	0	0	-5
4	Josh Farmer	23:06	2-3	0-0	0-0	2	3	5	3	0	4	0	1	1	0	0	-11
10	Erik Czumbel	17:26	2-4	0-1	2-2	0	2	2	0	2	6	1	1	0	0	0	-10
24	Jacob Germany	22:30	5-11	0-0	3-5	3	8	11	2	4	13	1	2	0	0	1	-23
11	Lachlan Bofinger	08:24	0-1	0-0	0-1	1	1	2	0	2	0	0	0	0	1	1	6
20	Lamin Sabally	04:14	0-0	0-0	3-4	0	1	1	0	2	3	0	0	0	0	0	4
3	Azavier Johnson	03:39	0-0	0-0	0-0	0	0	0	0	0	0	0	1	0	0	0	2
Team						1	1	2			0		0				
Totals			21-58	5-18	17-22	8	27	35	18	21	64	7	9	2	1	4	-19

Shooting By Period		
1st FG%	13-31	41.9%
3PT%	0-8	0.0%
FT%	4-7	57.1%
2nd FG%	8-27	29.6%
3PT%	5-10	50.0%
FT%	13-15	86.7%
GM FG%	21-58	36.2%
3PT%	5-18	27.8%
FT%	17-22	77.3%

Dead Ball Rebounds: 3, 0

Technical Fouls::NONE

	FAU	UTSA
Biggest lead	27 (2 nd 8:08)	0 (1 st 20:00)
Best Scoring Run	19(2 nd 8:08)	8(2 nd 18:22)
Lead Changes	0	
Times Tied	1	
Time with Lead	38:44	00:00

Points from	FAU	UTSA
Turnovers	12	15
Paint	32	28
Second Chance	23	10
Fast Breaks	23	8
Bench	44	26

	Period by Period Scoring		
	1st	2nd	TOT
FAU	46	37	83
UTSA	30	34	64



Period 1

Quarter Starters:

UTSA	0 Buggs III J	2 Aleu A	5 Richards D	14 Diouf M	22 Tucker C
FAU	2 Boyd N	4 Greenlee B	12 Gaffney J	23 Weatherspoon B	50 Goldin V

Game Time	UTSA	Score	Diff	FAU
20:00	14 DIOUF M jumpball lost			50 GOLDIN V jumpball won
19:40				4 GREENLEE B 2pt FG in the paint, jump shot missed
19:35	2 ALEU A defensive rebound (1)			
19:12	0 BUGGS III J 3pt FG , jump shot missed			
19:08				2 BOYD N defensive rebound (1)
19:06		0-2	-2	23 WEATHERSPOON B 2pt FG fast break in the paint, driving layup made (2)
19:06				2 BOYD N assist (1)
18:47	22 TUCKER C 2pt FG in the paint, driving layup made (2)	2-2	0	
18:25	22 TUCKER C foul shooting (1 - 1)			23 WEATHERSPOON B foul drawn (1)
18:25		2-3	-1	23 WEATHERSPOON B free throw 1 - 2 made (3)
18:25				23 WEATHERSPOON B free throw 2 - 2 missed
18:23	14 DIOUF M defensive rebound (1)			
18:04	5 RICHARDS D 3pt FG , pull up jump shot missed			
18:00				4 GREENLEE B defensive rebound (1)
17:55		2-6	-4	23 WEATHERSPOON B 3pt FG fast break, pull up jump shot made (6)
17:55				4 GREENLEE B assist (1)
17:29	22 TUCKER C 2pt FG in the paint, driving layup made (4)	4-6	-2	
17:18		4-9	-5	2 BOYD N 3pt FG , jump shot made (3)
17:18				4 GREENLEE B assist (2)
16:46	2 ALEU A 2pt FG in the paint, floating jump shot made (2)	6-9	-3	
16:19				50 GOLDIN V 2pt FG outside the paint, turnaround jump shot missed
16:14				23 WEATHERSPOON B offensive rebound (1)
16:14		6-11	-5	23 WEATHERSPOON B 2pt FG second chance in the paint, layup made (8)
15:52	0 BUGGS III J 2pt FG in the paint, step back jump shot made (2)	8-11	-3	
15:32				23 WEATHERSPOON B 3pt FG , jump shot missed
15:28				50 GOLDIN V offensive rebound (1)
15:20				4 GREENLEE B 2pt FG second chance in the paint, floating jump shot missed
15:16	22 TUCKER C defensive rebound (1)			
15:14	22 TUCKER C turnover lost ball (1)			2 BOYD N steal (1)
15:09		8-13	-5	2 BOYD N 2pt FG fast break from turnover in the paint, driving layup made (5)
15:09				4 GREENLEE B assist (3)
14:41	2 ALEU A 3pt FG , jump shot missed			
14:36	5 RICHARDS D offensive rebound (1)			
14:35	22 TUCKER C 3pt FG second chance, jump shot missed			
14:32				50 GOLDIN V defensive rebound (2)
14:18	14 DIOUF M foul shooting (1 - 2)			50 GOLDIN V foul drawn (1)
14:18	Timeout media			
14:18	2 ALEU A substitution out			
14:18	14 DIOUF M substitution out			



Florida Atlantic at UTSA

01/19/23 Convocation Center, San Antonio
2022-23 Men's Basketball

Game Time: 7:00 PM
Game Duration: 1:50
Attendance: 1,210

Officials: Gary Maxwell, Brent Hampton, Brent Dugas

Game Time	UTSA	Score	Diff	FAU
14:18	22 TUCKER C substitution out			
14:18	4 FARMER J substitution in			
14:18	10 CZUMBEL E substitution in			
14:18	24 GERMANY J substitution in			
14:18				2 BOYD N substitution out
14:18				4 GREENLEE B substitution out
14:18				23 WEATHERSPOON B substitution out
14:18				1 DAVIS J substitution in
14:18				11 FORREST M substitution in
14:18				15 MARTIN A substitution in
14:18		8-14	-6	50 GOLDIN V free throw 1 - 2 made (1)
14:18				50 GOLDIN V free throw 2 - 2 missed
14:16	24 GERMANY J defensive rebound (1)			
14:01	0 BUGGS III J 2pt FG outside the paint, step back jump shot missed			
13:55				15 MARTIN A defensive rebound (1)
13:49		8-17	-9	11 FORREST M 3pt FG , jump shot made (3)
13:49				12 GAFFNEY J assist (1)
13:29	5 RICHARDS D 3pt FG , step back jump shot missed			
13:29	offensive rebound (6)			
13:29	24 GERMANY J foul drawn (1)			12 GAFFNEY J foul personal (1 - 1)
13:29				50 GOLDIN V substitution out
13:29				3 ROSADO G substitution in
13:19	24 GERMANY J 2pt FG second chance outside the paint, turnaround jump shot missed			
13:15	4 FARMER J offensive rebound (1)			
13:15	4 FARMER J 2pt FG second chance in the paint, layup made (2)	10-17	-7	
13:05				3 ROSADO G 2pt FG in the paint, turnaround jump shot missed
13:02	24 GERMANY J defensive rebound (2)			
12:49	0 BUGGS III J turnover bad pass (1)			15 MARTIN A steal (1)
12:44		10-19	-9	15 MARTIN A 2pt FG fast break from turnover in the paint, dunk, made (2)
12:44				12 GAFFNEY J assist (2)
12:29	24 GERMANY J 2pt FG in the paint, floating jump shot blocked			
12:29				3 ROSADO G block (1)
12:28	24 GERMANY J offensive rebound (3)			
12:28	jump ball situation			
12:28				12 GAFFNEY J substitution out
12:28				4 GREENLEE B substitution in
12:21	10 CZUMBEL E 2pt FG second chance in the paint, hook shot made (2)	12-19	-7	
12:08	4 FARMER J foul shooting (1 - 3)			15 MARTIN A foul drawn (1)
12:08		12-20	-8	15 MARTIN A free throw 1 - 2 made (3)
12:08	0 BUGGS III J substitution out			
12:08	22 TUCKER C substitution in			
12:08		12-21	-9	15 MARTIN A free throw 2 - 2 made (4)
11:51	24 GERMANY J 2pt FG in the paint, hook shot made (2)	14-21	-7	
11:37				15 MARTIN A 3pt FG , jump shot missed
11:34	24 GERMANY J defensive rebound (4)			
11:18	5 RICHARDS D 3pt FG , pull up jump shot missed			



Florida Atlantic at UTSA

01/19/23 Convocation Center, San Antonio
2022-23 Men's Basketball

Game Time: 7:00 PM
Game Duration: 1:50
Attendance: 1,210

Officials: Gary Maxwell, Brent Hampton, Brent Dugas

Game Time	UTSA	Score	Diff	FAU
11:13				3 ROSADO G defensive rebound (1)
11:05				1 DAVIS J 2pt FG in the paint, pull up jump shot missed
11:00				1 DAVIS J offensive rebound (1)
11:00		14-23	-9	1 DAVIS J 2pt FG second chance in the paint, layup made (2)
10:39	4 FARMER J 2pt FG in the paint, jump shot missed			
10:35				3 ROSADO G defensive rebound (2)
10:31				1 DAVIS J 3pt FG , jump shot missed
10:28	24 GERMANY J defensive rebound (5)			
10:16	24 GERMANY J 2pt FG outside the paint, jump shot missed			
10:14				15 MARTIN A defensive rebound (2)
10:09	10 CZUMBEL E foul drawn (1)			15 MARTIN A foul offensive (1 - 2)
10:09				15 MARTIN A turnover offensive (1)
10:09	Timeout media			
10:09	5 RICHARDS D substitution out			
10:09	0 BUGGS III J substitution in			
10:09				11 FORREST M substitution out
10:09				2 BOYD N substitution in
09:44	22 TUCKER C 2pt FG from turnover in the paint, driving layup missed			
09:40	24 GERMANY J offensive rebound (6)			
09:40	24 GERMANY J 2pt FG from turnover second chance in the paint, layup made (4)	16-23	-7	
09:24				1 DAVIS J 3pt FG , jump shot missed
09:20				15 MARTIN A offensive rebound (3)
09:16		16-25	-9	3 ROSADO G 2pt FG second chance outside the paint, turnaround jump shot made (2)
09:07	24 GERMANY J 2pt FG fast break in the paint, hook shot made (6)	18-25	-7	
09:07	22 TUCKER C assist (1)			
08:52		18-27	-9	3 ROSADO G 2pt FG in the paint, hook shot made (4)
08:34	24 GERMANY J foul drawn (2)			3 ROSADO G foul shooting (1 - 3)
08:34	24 GERMANY J free throw 1 - 2 missed			
08:34	offensive dead ball rebound (1)			
08:34	4 FARMER J substitution out			
08:34	10 CZUMBEL E substitution out			
08:34	2 ALEU A substitution in			
08:34	5 RICHARDS D substitution in			
08:34				1 DAVIS J substitution out
08:34				3 ROSADO G substitution out
08:34				23 WEATHERSPOON B substitution in
08:34				50 GOLDIN V substitution in
08:34	24 GERMANY J free throw 2 - 2 made (7)	19-27	-8	
08:20		19-29	-10	23 WEATHERSPOON B 2pt FG outside the paint, step back jump shot made (10)
08:00	24 GERMANY J turnover lost ball (1)			15 MARTIN A steal (2)
07:56	0 BUGGS III J steal (1)			4 GREENLEE B turnover bad pass (1)
07:50	5 RICHARDS D 2pt FG from turnover in the paint, jump shot missed			
07:46				2 BOYD N defensive rebound (2)
07:46		19-32	-13	4 GREENLEE B 3pt FG fast break, jump shot made (3)
07:46				2 BOYD N assist (2)



Game Time	UTSA	Score	Diff	FAU
07:46	Timeout 30 Sec			
07:46	Timeout media			
07:46	24 GERMANY J substitution out			
07:46	14 DIOUF M substitution in			
07:24	2 ALEU A 2pt FG in the paint, turnaround jump shot missed			
07:20				15 MARTIN A defensive rebound (4)
07:18		19-34	-15	15 MARTIN A 2pt FG fast break in the paint, driving layup made (6)
06:50	2 ALEU A 2pt FG in the paint, layup blocked			
06:50				50 GOLDIN V block (1)
06:46				50 GOLDIN V defensive rebound (3)
06:36				15 MARTIN A 3pt FG , jump shot missed
06:34				offensive dead ball rebound (1)
06:34	14 DIOUF M foul drawn (1)			50 GOLDIN V foul double personal (1 - 4)
06:34	14 DIOUF M foul double personal (2 - 4)			50 GOLDIN V foul drawn (2)
06:34	14 DIOUF M substitution out			
06:34	4 FARMER J substitution in			
06:34				15 MARTIN A substitution out
06:34				12 GAFFNEY J substitution in
06:34	jump ball situation			
06:17		19-37	-18	12 GAFFNEY J 3pt FG , jump shot made (3)
06:17				4 GREENLEE B assist (4)
05:54	2 ALEU A turnover lost ball (1)			2 BOYD N steal (2)
05:45	0 BUGGS III J foul personal (1 - 5)			4 GREENLEE B foul drawn (1)
05:45	2 ALEU A substitution out			
05:45	24 GERMANY J substitution in			
05:45				2 BOYD N substitution out
05:45				4 GREENLEE B substitution out
05:45				1 DAVIS J substitution in
05:45				11 FORREST M substitution in
05:40		19-39	-20	1 DAVIS J 2pt FG from turnover in the paint, driving layup made (4)
05:31	22 TUCKER C 2pt FG outside the paint, pull up jump shot made (6)	21-39	-18	
05:18				23 WEATHERSPOON B 3pt FG , jump shot missed
05:15	5 RICHARDS D defensive rebound (2)			
04:59	5 RICHARDS D 2pt FG in the paint, pull up jump shot made (2)	23-39	-16	
04:47				1 DAVIS J 3pt FG , jump shot missed
04:43				50 GOLDIN V offensive rebound (4)
04:38		23-41	-18	1 DAVIS J 2pt FG second chance in the paint, driving layup made (6)
04:20	22 TUCKER C foul drawn (1)			23 WEATHERSPOON B foul shooting (1 - 5)
04:20	22 TUCKER C free throw 1 - 2 missed			
04:20	offensive dead ball rebound (2)			
04:20				50 GOLDIN V substitution out
04:20				3 ROSADO G substitution in
04:20	22 TUCKER C free throw 2 - 2 made (7)	24-41	-17	
04:04				23 WEATHERSPOON B 2pt FG in the paint, driving layup missed
04:01	24 GERMANY J defensive rebound (7)			
03:52	0 BUGGS III J 3pt FG , jump shot missed			



Florida Atlantic at UTSA

01/19/23 Convocation Center, San Antonio
2022-23 Men's Basketball

Game Time: 7:00 PM
Game Duration: 1:50
Attendance: 1,210

Officials: Gary Maxwell, Brent Hampton, Brent Dugas

Game Time	UTSA	Score	Diff	FAU
03:49				12 GAFFNEY J defensive rebound (1)
03:46				12 GAFFNEY J 3pt FG , pull up jump shot missed
03:42	22 TUCKER C defensive rebound (2)			
03:32	5 RICHARDS D foul drawn (1)			11 FORREST M foul personal (1 - 6)
03:32	Timeout media			
03:32				12 GAFFNEY J substitution out
03:32				23 WEATHERSPOON B substitution out
03:32				2 BOYD N substitution in
03:32				15 MARTIN A substitution in
03:18	24 GERMANY J foul drawn (3)			3 ROSADO G foul personal (2 - 7)
03:18	24 GERMANY J 1&1 free throw 1 missed			
03:16				15 MARTIN A defensive rebound (5)
03:04				2 BOYD N turnover bad pass (1)
02:42	22 TUCKER C 2pt FG from turnover in the paint, driving layup made (9)	26-41	-15	
02:31				3 ROSADO G 2pt FG in the paint, floating jump shot missed
02:26				3 ROSADO G offensive rebound (3)
02:25				2 BOYD N 3pt FG second chance, jump shot missed
02:21	24 GERMANY J defensive rebound (8)			
02:11	0 BUGGS III J 2pt FG in the paint, turnaround jump shot missed			
02:07				2 BOYD N defensive rebound (3)
01:51				15 MARTIN A 3pt FG , jump shot missed
01:48	24 GERMANY J defensive rebound (9)			
01:36	24 GERMANY J 2pt FG in the paint, driving layup made (9)	28-41	-13	
01:12	24 GERMANY J foul shooting (1 - 6)			3 ROSADO G foul drawn (1)
01:12		28-42	-14	3 ROSADO G free throw 1 - 2 made (5)
01:12		28-43	-15	3 ROSADO G free throw 2 - 2 made (6)
01:12				3 ROSADO G substitution out
01:12				5 GAINES I substitution in
00:47	22 TUCKER C 3pt FG , jump shot missed			
00:44				11 FORREST M defensive rebound (1)
00:39				11 FORREST M 3pt FG , pull up jump shot missed
00:36				11 FORREST M offensive rebound (2)
00:33				1 DAVIS J 3pt FG second chance, jump shot missed
00:29				5 GAINES I offensive rebound (1)
00:28		28-46	-18	2 BOYD N 3pt FG second chance, jump shot made (8)
00:28				5 GAINES I assist (1)
00:16	22 TUCKER C foul drawn (2)			1 DAVIS J foul personal (1 - 8)
00:16	22 TUCKER C 1&1 free throw 1 made (10)	29-46	-17	
00:16	5 RICHARDS D substitution out			
00:16	10 CZUMBEL E substitution in			
00:16	0 BUGGS III J substitution out			
00:16	2 ALEU A substitution in			
00:16	22 TUCKER C 1&1 free throw 2 made (11)	30-46	-16	
00:01				15 MARTIN A 3pt FG , jump shot missed
00:00	4 FARMER J defensive rebound (2)			
END OF PERIOD				
UTSA 30-46 FAU				



Florida Atlantic at UTSA

01/19/23 Convocation Center, San Antonio
2022-23 Men's Basketball

Game Time: 7:00 PM
Game Duration: 1:50
Attendance: 1,210

Officials: Gary Maxwell, Brent Hampton, Brent Dugas

Florida Atlantic - 46

NO.	Name	F	Min	FG			Rebounds			Fouls		TP	AS	TO	ST	Blocks		+/-
				M-A	M-A	M-A	OR	DR	TOT	PF	FD					BS	BA	
50	Vladislav Goldin	F	10:45	0-1	0-0	1-2	2	2	4	1	2	1	0	0	0	1	0	18
2	Nick Boyd	G	13:38	3-4	2-3	0-0	0	3	3	0	0	8	2	1	2	0	0	13
4	Bryan Greenlee	G	12:25	1-3	1-1	0-0	0	1	1	0	1	3	4	1	0	0	0	14
12	Jalen Gaffney	G	10:34	1-2	1-2	0-0	0	1	1	1	0	3	2	0	0	0	0	11
23	Brandon Weatherspoon	G	10:44	4-7	1-3	1-2	1	0	1	1	1	10	0	0	0	0	0	13
1	Johnell Davis		11:29	3-8	0-4	0-0	1	0	1	1	0	6	0	0	0	0	0	2
11	Michael Forrest		09:54	1-2	1-2	0-0	1	1	2	1	0	3	0	0	0	0	0	2
15	Alijah Martin		11:16	2-6	0-4	2-2	1	4	5	1	1	6	0	1	2	0	0	9
3	Giancarlo Rosado		08:03	2-4	0-0	2-2	1	2	3	2	1	6	0	0	0	1	0	-3
5	Isaiah Gaines		01:12	0-0	0-0	0-0	1	0	1	0	0	0	1	0	0	0	0	1
Team							0	0	0			0		0				
Totals				17-37	6-19	6-8	8	14	22	8	6	46	9	3	4	2	0	16

Shooting By Period		
1st FG%	17-37	45.9%
3PT%	6-19	31.6%
FT%	6-8	75%
GM FG%	17-37	45.9%
3PT%	6-19	31.6%
FT%	6-8	75.0%

Dead Ball Rebounds: 1, 0

Technical Fouls: NONE

UTSA - 30

NO.	Name	F	Min	FG			Rebounds			Fouls		TP	AS	TO	ST	Blocks		+/-
				M-A	M-A	M-A	OR	DR	TOT	PF	FD					BS	BA	
2	Aleu Aleu	F	08:47	1-4	0-1	0-0	0	1	1	0	0	2	0	1	0	0	1	-13
14	Massal Diouf	F	06:54	0-0	0-0	0-0	0	1	1	2	1	0	0	0	0	0	0	-7
0	John Buggs III	G	17:45	1-5	0-2	0-0	0	0	0	1	0	2	0	1	1	0	0	-16
5	DJ Richards	G	18:09	1-5	0-3	0-0	1	1	2	0	1	2	0	0	0	0	0	-17
22	Christian Tucker	G	17:50	4-7	0-2	3-4	0	2	2	1	2	11	1	1	0	0	0	-13
4	Josh Farmer		12:18	1-2	0-0	0-0	1	1	2	1	0	2	0	0	0	0	0	-5
10	Erik Czumbel		06:00	1-1	0-0	0-0	0	0	0	0	1	2	0	0	0	0	0	-3
24	Jacob Germany		12:17	4-7	0-0	1-3	2	7	9	1	3	9	0	1	0	0	1	-6
Team							1	0	1			0		0				
Totals				13-31	0-8	4-7	5	13	18	6	8	30	1	4	1	0	2	-16

Shooting By Period		
1st FG%	13-31	41.9%
3PT%	0-8	0.0%
FT%	4-7	57.1%
GM FG%	13-31	41.9%
3PT%	0-8	0.0%
FT%	4-7	57.1%

Dead Ball Rebounds: 2, 0

Technical Fouls: NONE

	FAU	UTSA
Biggest lead	20 (1 st 5:40)	0 (1 st 20:00)
Best Scoring Run	12(1 st 5:40)	5(1 st 1:36)
Lead Changes	0	
Times Tied	1	
Time with Lead	18:44	00:00

Points from	FAU	UTSA
Turnovers	6	4
Paint	18	24
Second Chance	11	6
Fast Breaks	14	2
Bench	21	13

	Period by Period Scoring		
	1st	2nd	TOT
FAU	46	37	83
UTSA	30	34	64



Florida Atlantic at UTSA

01/19/23 Convocation Center, San Antonio
2022-23 Men's Basketball

Game Time: 7:00 PM
Game Duration: 1:50
Attendance: 1,210

Officials: Gary Maxwell, Brent Hampton, Brent Dugas

Period 2

Quarter Starters:

UTSA	0 Buggs III J	2 Aleu A	5 Richards D	14 Diouf M	22 Tucker C
FAU	2 Boyd N	4 Greenlee B	12 Gaffney J	23 Weatherspoon B	50 Goldin V

Game Time	UTSA	Score	Diff	FAU
20:00	4 FARMER J substitution out			
20:00	10 CZUMBEL E substitution out			
20:00	24 GERMANY J substitution out			
20:00	0 BUGGS III J substitution in			
20:00	5 RICHARDS D substitution in			
20:00	14 DIOUF M substitution in			
20:00				1 DAVIS J substitution out
20:00				5 GAINES I substitution out
20:00				11 FORREST M substitution out
20:00				15 MARTIN A substitution out
20:00				4 GREENLEE B substitution in
20:00				12 GAFFNEY J substitution in
20:00				23 WEATHERSPOON B substitution in
20:00				50 GOLDIN V substitution in
19:44	5 RICHARDS D 2pt FG in the paint, floating jump shot missed			
19:41				23 WEATHERSPOON B defensive rebound (2)
19:36				4 GREENLEE B 3pt FG , step back jump shot missed
19:34				23 WEATHERSPOON B offensive rebound (3)
19:34	22 TUCKER C foul shooting (2 - 1)			23 WEATHERSPOON B foul drawn (2)
19:34		30-47	-17	23 WEATHERSPOON B free throw 1 - 2 made (11)
19:34		30-48	-18	23 WEATHERSPOON B free throw 2 - 2 made (12)
19:18	5 RICHARDS D 3pt FG , jump shot made (5)	33-48	-15	
19:18	2 ALEU A assist (1)			
19:02				23 WEATHERSPOON B 2pt FG outside the paint, turnaround jump shot missed
19:01				offensive dead ball rebound (2)
19:01	5 RICHARDS D foul loose ball (1 - 2)			50 GOLDIN V foul drawn (3)
18:58				4 GREENLEE B 2pt FG second chance outside the paint, pull up jump shot missed
18:57	22 TUCKER C defensive rebound (3)			
18:58	22 TUCKER C foul drawn (3)			12 GAFFNEY J foul personal (2 - 1)
18:45	5 RICHARDS D foul drawn (2)			12 GAFFNEY J foul personal (3 - 2)
18:45				12 GAFFNEY J substitution out
18:45				15 MARTIN A substitution in
18:29	2 ALEU A foul drawn (1)			23 WEATHERSPOON B foul shooting (2 - 3)
18:29	2 ALEU A free throw 1 - 2 made (3)	34-48	-14	
18:29	2 ALEU A free throw 2 - 2 made (4)	35-48	-13	
18:29	14 DIOUF M foul drawn (2)			15 MARTIN A foul offensive (2 - 4)
18:29				15 MARTIN A turnover offensive (2)
18:22	5 RICHARDS D 3pt FG from turnover, jump shot made (8)	38-48	-10	
18:22	2 ALEU A assist (2)			
18:01				2 BOYD N 3pt FG , jump shot missed
17:57	22 TUCKER C defensive rebound (4)			
17:44	5 RICHARDS D foul drawn (3)			23 WEATHERSPOON B foul personal (3 - 5)



Florida Atlantic at UTSA

01/19/23 Convocation Center, San Antonio
2022-23 Men's Basketball

Game Time: 7:00 PM
Game Duration: 1:50
Attendance: 1,210

Officials: Gary Maxwell, Brent Hampton, Brent Dugas

Game Time	UTSA	Score	Diff	FAU
17:44	14 DIOUF M substitution out			
17:44	24 GERMANY J substitution in			
17:44				2 BOYD N substitution out
17:44				23 WEATHERSPOON B substitution out
17:44				50 GOLDIN V substitution out
17:44				1 DAVIS J substitution in
17:44				3 ROSADO G substitution in
17:44				11 FORREST M substitution in
17:39	0 BUGGS III J 3pt FG , pull up jump shot missed			
17:35				1 DAVIS J defensive rebound (2)
17:29				11 FORREST M 2pt FG in the paint, pull up jump shot missed
17:25	0 BUGGS III J defensive rebound (1)			
17:18	5 RICHARDS D 3pt FG , jump shot missed			
17:15				4 GREENLEE B defensive rebound (2)
17:03		38-50	-12	3 ROSADO G 2pt FG in the paint, pull up jump shot made (8)
16:37	0 BUGGS III J 3pt FG , jump shot made (5)	41-50	-9	
16:37	24 GERMANY J assist (1)			
16:12				1 DAVIS J 2pt FG in the paint, turnaround jump shot missed
16:09	5 RICHARDS D defensive rebound (3)			
16:06	5 RICHARDS D turnover bad pass (1)			4 GREENLEE B steal (1)
16:00				4 GREENLEE B turnover bad pass (2)
16:00	Timeout media			
16:00	2 ALEU A substitution out			
16:00	4 FARMER J substitution in			
16:00				4 GREENLEE B substitution out
16:00				12 GAFFNEY J substitution in
15:39	5 RICHARDS D 3pt FG from turnover, jump shot made (11)	44-50	-6	
15:39	0 BUGGS III J assist (1)			
15:30				15 MARTIN A 2pt FG in the paint, driving layup missed
15:27	24 GERMANY J defensive rebound (10)			
15:05	5 RICHARDS D 2pt FG outside the paint, pull up jump shot missed			
15:02				3 ROSADO G defensive rebound (4)
14:45		44-53	-9	15 MARTIN A 3pt FG , jump shot made (9)
14:45				11 FORREST M assist (1)
14:17	5 RICHARDS D 2pt FG in the paint, driving layup missed			
14:14				1 DAVIS J defensive rebound (3)
14:09				15 MARTIN A 3pt FG , jump shot missed
14:06				3 ROSADO G offensive rebound (5)
14:06	22 TUCKER C foul personal (3 - 3)			3 ROSADO G foul drawn (2)
14:06	22 TUCKER C substitution out			
14:06	10 CZUMBEL E substitution in			
14:06				3 ROSADO G substitution out
14:06				50 GOLDIN V substitution in
14:04		44-56	-12	11 FORREST M 3pt FG second chance, jump shot made (6)
14:04				12 GAFFNEY J assist (3)
13:43	24 GERMANY J 2pt FG outside the paint, turnaround jump shot missed			
13:40				12 GAFFNEY J defensive rebound (2)
13:32				50 GOLDIN V 2pt FG in the paint, hook shot missed



Florida Atlantic at UTSA

01/19/23 Convocation Center, San Antonio
2022-23 Men's Basketball

Game Time: 7:00 PM
Game Duration: 1:50
Attendance: 1,210

Officials: Gary Maxwell, Brent Hampton, Brent Dugas

Game Time	UTSA	Score	Diff	FAU
13:29	4 FARMER J defensive rebound (3)			
13:25	24 GERMANY J 2pt FG fast break in the paint, dunk, made (11)	46-56	-10	
13:25	10 CZUMBEL E assist (1)			
13:22	Timeout 30 Sec			
13:22	0 BUGGS III J substitution out			
13:22	2 ALEU A substitution in			
13:03				11 FORREST M 3pt FG , jump shot missed
12:58	10 CZUMBEL E defensive rebound (1)			
12:55	5 RICHARDS D 2pt FG in the paint, driving layup blocked			
12:55				1 DAVIS J block (1)
12:51	24 GERMANY J offensive rebound (11)			
12:37	24 GERMANY J foul drawn (4)			1 DAVIS J foul shooting (2 - 6)
12:37	24 GERMANY J free throw 1 - 2 made (12)	47-56	-9	
12:37	24 GERMANY J free throw 2 - 2 made (13)	48-56	-8	
12:26	2 ALEU A foul shooting (1 - 4)			50 GOLDIN V foul drawn (4)
12:26				50 GOLDIN V free throw 1 - 2 missed
12:26				offensive dead ball rebound (3)
12:26		48-57	-9	50 GOLDIN V free throw 2 - 2 made (2)
12:12	4 FARMER J turnover travel (1)			
12:12	5 RICHARDS D substitution out			
12:12	0 BUGGS III J substitution in			
11:57		48-59	-11	50 GOLDIN V 2pt FG from turnover in the paint, hook shot made (4)
11:57				15 MARTIN A assist (1)
11:47	10 CZUMBEL E turnover bad pass (1)			15 MARTIN A steal (3)
11:45	24 GERMANY J foul personal (2 - 5)			15 MARTIN A foul drawn (2)
11:45	Timeout media			
11:45	10 CZUMBEL E substitution out			
11:45	22 TUCKER C substitution in			
11:38				15 MARTIN A 3pt FG from turnover, jump shot missed
11:34				50 GOLDIN V offensive rebound (5)
11:34	2 ALEU A foul shooting (2 - 6)			1 DAVIS J foul drawn (1)
11:34		48-60	-12	1 DAVIS J free throw 1 - 2 made (7)
11:34		48-61	-13	1 DAVIS J free throw 2 - 2 made (8)
11:12	24 GERMANY J turnover lost ball (2)			1 DAVIS J steal (1)
11:09	22 TUCKER C foul shooting (4 - 7)			1 DAVIS J foul drawn (2)
11:09		48-62	-14	1 DAVIS J free throw fast break 1 - 2 made (9)
11:09	2 ALEU A substitution out			
11:09	22 TUCKER C substitution out			
11:09	5 RICHARDS D substitution in			
11:09	10 CZUMBEL E substitution in			
11:09		48-63	-15	1 DAVIS J free throw fast break 2 - 2 made (10)
10:41	24 GERMANY J 2pt FG in the paint, turnaround jump shot missed			
10:38				50 GOLDIN V defensive rebound (6)
10:31		48-65	-17	1 DAVIS J 2pt FG in the paint, floating jump shot made (12)
10:15	5 RICHARDS D 3pt FG , jump shot missed			
10:10	4 FARMER J offensive rebound (4)			
09:58	0 BUGGS III J 2pt FG second chance in the paint, step back jump shot missed			



Florida Atlantic at UTSA

01/19/23 Convocation Center, San Antonio
2022-23 Men's Basketball

Game Time: 7:00 PM
Game Duration: 1:50
Attendance: 1,210

Officials: Gary Maxwell, Brent Hampton, Brent Dugas

Game Time	UTSA	Score	Diff	FAU
09:55				50 GOLDIN V defensive rebound (7)
09:55	4 FARMER J foul personal (2 - 8)			50 GOLDIN V foul drawn (5)
09:55		48-66	-18	50 GOLDIN V 1&1 free throw 1 made (5)
09:55	4 FARMER J substitution out			
09:55	14 DIOUF M substitution in			
09:55		48-67	-19	50 GOLDIN V 1&1 free throw 2 made (6)
09:30	5 RICHARDS D 2pt FG in the paint, floating jump shot missed			
09:27				1 DAVIS J defensive rebound (4)
09:24		48-70	-22	12 GAFFNEY J 3pt FG fast break, jump shot made (6)
09:24				15 MARTIN A assist (2)
09:17	Timeout 30 Sec			
09:04	5 RICHARDS D 2pt FG in the paint, driving layup missed			
09:00				15 MARTIN A defensive rebound (6)
08:52				1 DAVIS J 3pt FG , jump shot missed
08:49				1 DAVIS J offensive rebound (5)
08:49	14 DIOUF M foul personal (3 - 9)			50 GOLDIN V foul drawn (6)
08:49				50 GOLDIN V 1&1 free throw 1 missed
08:46				15 MARTIN A offensive rebound (7)
08:45		48-73	-25	11 FORREST M 3pt FG second chance, jump shot made (9)
08:45				15 MARTIN A assist (3)
08:29	10 CZUMBEL E 3pt FG , jump shot missed			
08:24				defensive rebound (38)
08:24	24 GERMANY J substitution out			
08:24	11 BOFINGER L substitution in			
08:08		48-75	-27	15 MARTIN A 2pt FG in the paint, layup made (11)
08:08				12 GAFFNEY J assist (4)
08:08	14 DIOUF M foul shooting (4 - 10)			15 MARTIN A foul drawn (3)
08:08	5 RICHARDS D substitution out			
08:08	22 TUCKER C substitution in			
08:08				15 MARTIN A free throw 1 - 1 missed
08:06	11 BOFINGER L defensive rebound (1)			
07:52	0 BUGGS III J 3pt FG , jump shot missed			
07:50	11 BOFINGER L offensive rebound (2)			
07:49	11 BOFINGER L foul drawn (1)			15 MARTIN A foul personal (3 - 7)
07:49	Timeout media			
07:49				1 DAVIS J substitution out
07:49				11 FORREST M substitution out
07:49				12 GAFFNEY J substitution out
07:49				15 MARTIN A substitution out
07:49				50 GOLDIN V substitution out
07:49				2 BOYD N substitution in
07:49				3 ROSADO G substitution in
07:49				4 GREENLEE B substitution in
07:49				5 GAINES I substitution in
07:49				23 WEATHERSPOON B substitution in
07:49	11 BOFINGER L 1&1 free throw 1 missed			
07:47				23 WEATHERSPOON B defensive rebound (4)
07:25				5 GAINES I turnover dribbling violation (1)
07:11	0 BUGGS III J 3pt FG from turnover, jump shot made (8)	51-75	-24	



Florida Atlantic at UTSA

01/19/23 Convocation Center, San Antonio
2022-23 Men's Basketball

Game Time: 7:00 PM
Game Duration: 1:50
Attendance: 1,210

Officials: Gary Maxwell, Brent Hampton, Brent Dugas

Game Time	UTSA	Score	Diff	FAU
07:11	22 TUCKER C assist (2)			
06:46				3 ROSADO G 2pt FG in the paint, hook shot missed
06:43	14 DIOUF M defensive rebound (2)			
06:36	0 BUGGS III J 2pt FG outside the paint, jump shot missed			
06:36	offensive dead ball rebound (3)			
06:36	14 DIOUF M foul drawn (3)			23 WEATHERSPOON B foul loose ball (4 - 8)
06:36	14 DIOUF M 1&1 free throw 1 made (1)	52-75	-23	
06:36	14 DIOUF M 1&1 free throw 2 made (2)	53-75	-22	
06:17				5 GAINES I 2pt FG in the paint, turnaround jump shot missed
06:17	10 CZUMBEL E defensive rebound (2)			
06:17	10 CZUMBEL E foul drawn (2)			5 GAINES I foul personal (1 - 9)
06:17	10 CZUMBEL E 1&1 free throw 1 made (3)	54-75	-21	
06:17	10 CZUMBEL E 1&1 free throw 2 made (4)	55-75	-20	
05:49				2 BOYD N 3pt FG , jump shot missed
05:47	14 DIOUF M defensive rebound (3)			
05:36	14 DIOUF M 2pt FG in the paint, turnaround jump shot missed			
05:36				2 BOYD N defensive rebound (4)
05:36	14 DIOUF M foul personal (5 - 11)			2 BOYD N foul drawn (1)
05:36	14 DIOUF M substitution out			
05:36	24 GERMANY J substitution in			
05:36		55-76	-21	2 BOYD N free throw fast break 1 - 2 made (9)
05:36		55-77	-22	2 BOYD N free throw fast break 2 - 2 made (10)
05:36				2 BOYD N substitution out
05:36				11 FORREST M substitution in
05:22	24 GERMANY J 2pt FG in the paint, floating jump shot missed			
05:19				11 FORREST M defensive rebound (3)
05:12	11 BOFINGER L foul drawn (2)			23 WEATHERSPOON B foul offensive (5 - 10)
05:12				23 WEATHERSPOON B turnover offensive (1)
05:12				23 WEATHERSPOON B substitution out
05:12				1 DAVIS J substitution in
05:12	0 BUGGS III J substitution out			
05:12	5 RICHARDS D substitution in			
04:56	10 CZUMBEL E 2pt FG from turnover in the paint, driving layup missed			
04:53				5 GAINES I defensive rebound (2)
04:47				11 FORREST M 3pt FG , jump shot missed
04:43				11 FORREST M offensive rebound (4)
04:43	jump ball situation			
04:43	24 GERMANY J substitution out			
04:43	4 FARMER J substitution in			
04:28		55-79	-24	4 GREENLEE B 2pt FG second chance in the paint, turnaround jump shot made (5)
04:14	5 RICHARDS D foul drawn (4)			4 GREENLEE B foul personal (1 - 11)
04:14	5 RICHARDS D free throw 1 - 2 made (12)	56-79	-23	
04:14	10 CZUMBEL E substitution out			
04:14	20 SABALLY L substitution in			
04:14	5 RICHARDS D free throw 2 - 2 made (13)	57-79	-22	
03:50				5 GAINES I 2pt FG in the paint, layup missed
03:49	defensive rebound (33)			
03:49				Timeout media



Florida Atlantic at UTSA

01/19/23 Convocation Center, San Antonio
2022-23 Men's Basketball

Game Time: 7:00 PM
Game Duration: 1:50
Attendance: 1,210

Officials: Gary Maxwell, Brent Hampton, Brent Dugas

Game Time	UTSA	Score	Diff	FAU
03:39	20 SABALLY L foul drawn (1)			5 GAINES I foul shooting (2 - 12)
03:39	20 SABALLY L free throw 1 - 2 made (1)	58-79	-21	
03:39	5 RICHARDS D substitution out			
03:39	3 JOHNSON A substitution in			
03:39	20 SABALLY L free throw 2 - 2 missed			
03:36				3 ROSADO G defensive rebound (6)
03:26		58-81	-23	1 DAVIS J 2pt FG in the paint, step back jump shot made (14)
03:06	20 SABALLY L foul drawn (2)			1 DAVIS J foul personal (3 - 13)
03:06	20 SABALLY L free throw 1 - 2 made (2)	59-81	-22	
03:06				1 DAVIS J substitution out
03:06				25 CARROLL T substitution in
03:06	20 SABALLY L free throw 2 - 2 made (3)	60-81	-21	
02:48		60-83	-23	25 CARROLL T 2pt FG in the paint, layup made (2)
02:48				11 FORREST M assist (2)
02:16	11 BOFINGER L 2pt FG in the paint, layup blocked			
02:16				5 GAINES I block (1)
02:11				25 CARROLL T defensive rebound (1)
02:10	4 FARMER J foul shooting (3 - 12)			5 GAINES I foul drawn (1)
02:10				5 GAINES I free throw fast break 1 - 2 missed
02:10				offensive dead ball rebound (4)
02:10	22 TUCKER C substitution out			
02:10	10 CZUMBEL E substitution in			
02:10				3 ROSADO G substitution out
02:10				11 FORREST M substitution out
02:10				0 LORIENT B substitution in
02:10				21 RALAT A substitution in
02:10				5 GAINES I free throw fast break 2 - 2 missed
02:08	20 SABALLY L defensive rebound (1)			
01:50	3 JOHNSON A turnover bad pass (1)			
01:32	4 FARMER J steal (1)			0 LORIENT B turnover lost ball (1)
00:58	10 CZUMBEL E 2pt FG from turnover in the paint, driving layup made (6)	62-83	-21	
00:28				4 GREENLEE B 2pt FG outside the paint, step back jump shot missed
00:23				0 LORIENT B offensive rebound (1)
00:09				0 LORIENT B 2pt FG second chance in the paint, driving layup blocked
00:09	11 BOFINGER L block (1)			
00:05	4 FARMER J defensive rebound (5)			
00:04	4 FARMER J 2pt FG fast break outside the paint, pull up jump shot made (4)	64-83	-19	
END OF GAME				
UTSA 64-83 FAU				



Florida Atlantic at UTSA

01/19/23 Convocation Center, San Antonio
2022-23 Men's Basketball

Game Time: 7:00 PM
Game Duration: 1:50
Attendance: 1,210

Officials: Gary Maxwell, Brent Hampton, Brent Dugas

Florida Atlantic - 37

NO.	Name	Min	FG		3P		FT		Rebounds			Fouls		TP	AS	TO	ST	Blocks		+/-		
			M-A	M-A	M-A	OR	DR	TOT	PF	FD	BS	BA										
50	Vladislav Goldin	F 08:33	1-2	0-0	3-5	1	2	3	0	4	5	0	0	0	0	0	0	0	0	0	12	
2	Nick Boyd	G 04:29	0-2	0-2	2-2	0	1	1	0	1	2	0	0	0	0	0	0	0	0	0	-11	
4	Bryan Greenlee	G 11:49	1-4	0-1	0-0	0	1	1	1	0	2	0	1	1	1	0	0	0	0	0	-15	
12	Jalen Gaffney	G 09:26	1-1	1-1	0-0	0	1	1	2	0	3	2	0	0	0	0	0	0	0	0	17	
23	Brandon Weatherspoon	G 04:53	0-1	0-0	2-2	1	2	3	4	1	2	0	1	0	0	0	0	0	0	0	-11	
15	Alijah Martin	10:56	2-5	1-3	0-1	1	1	2	2	2	5	3	1	1	1	0	0	0	0	0	12	
1	Johnell Davis	12:01	2-4	0-1	4-4	1	3	4	2	2	8	0	0	1	1	1	0	0	0	0	17	
3	Giancarlo Rosado	09:17	1-2	0-0	0-0	1	2	3	0	1	2	0	0	0	0	0	0	0	0	0	-5	
11	Michael Forrest	13:21	2-5	2-4	0-0	1	1	2	0	0	6	2	0	0	0	0	0	0	0	0	18	
5	Isaiah Gaines	07:49	0-2	0-0	0-2	0	1	1	2	1	0	0	1	0	1	0	1	0	0	0	-8	
25	Tre Carroll	03:06	1-1	0-0	0-0	0	1	1	0	0	2	0	0	0	0	0	0	0	0	0	-3	
0	Brenen Lorient	02:10	0-1	0-0	0-0	1	0	1	0	0	0	0	1	0	0	0	0	1	0	0	-4	
21	Alejandro Ralat	02:10	0-0	0-0	0-0	0	0	0	0	0	0	0	0	0	0	0	0	0	0	0	-4	
Team									0	1	1				0							
Totals			11-30	4-12	11-16	7	17	24	13	12	37	7	5	3	2	1	3					

Shooting By Period		
2 nd FG%	11-30	36.7%
3PT%	4-12	33.3%
FT%	11-16	68.8%
GM FG%	11-30	36.7%
3PT%	4-12	33.3%
FT%	11-16	68.8%

Dead Ball Rebounds: 3, 0

Technical Fouls::NONE

UTSA - 34

NO.	Name	Min	FG		3P		FT		Rebounds			Fouls		TP	AS	TO	ST	Blocks		+/-		
			M-A	M-A	M-A	OR	DR	TOT	PF	FD	BS	BA										
2	Aleu Aleu	F 06:13	0-0	0-0	2-2	0	0	0	2	1	2	2	0	0	0	0	0	0	0	0	3	
14	Massal Diouf	F 06:35	0-1	0-0	2-2	0	2	2	3	2	2	0	0	0	0	0	0	0	0	0	4	
0	John Buggs III	G 13:38	2-6	2-4	0-0	0	1	1	0	0	6	1	0	0	0	0	0	0	0	0	-7	
5	DJ Richards	G 12:22	3-11	3-5	2-2	0	1	1	1	3	11	0	1	0	0	0	1	0	0	0	-5	
22	Christian Tucker	G 12:28	0-0	0-0	0-0	0	2	2	3	1	0	1	0	0	0	0	0	0	0	0	8	
24	Jacob Germany	10:13	1-4	0-0	2-2	1	1	2	1	1	4	1	1	0	0	0	0	0	0	0	-17	
4	Josh Farmer	10:48	1-1	0-0	0-0	1	2	3	2	0	2	0	1	1	1	0	0	0	0	0	-6	
10	Erik Czumbel	11:26	1-3	0-1	2-2	0	2	2	0	1	4	1	1	0	0	0	0	0	0	0	-7	
11	Lachlan Bofinger	08:24	0-1	0-0	0-1	1	1	2	0	2	0	0	0	0	0	0	1	1	0	0	6	
20	Lamin Sabally	04:14	0-0	0-0	3-4	0	1	1	0	2	3	0	0	0	0	0	0	0	0	0	4	
3	Azavier Johnson	03:39	0-0	0-0	0-0	0	0	0	0	0	0	0	1	0	0	0	0	0	0	0	2	
Team									0	1	1				0							
Totals			8-27	5-10	13-15	3	14	17	12	13	34	6	5	1	1	2	-3					

Shooting By Period		
2 nd FG%	8-27	29.6%
3PT%	5-10	50.0%
FT%	13-15	86.7%
GM FG%	8-27	29.6%
3PT%	5-10	50.0%
FT%	13-15	86.7%

Dead Ball Rebounds: 1, 0

Technical Fouls::NONE

	FAU	UTSA
Biggest lead	27 (2 nd 8:08)	0 (1 st 20:00)
Best Scoring Run	19(2 nd 8:08)	8(2 nd 18:22)
Lead Changes	0	
Times Tied	0	
Time with Lead	19:44	00:00

Points from	FAU	UTSA
Turnovers	6	11
Paint	14	4
Second Chance	12	4
Fast Breaks	9	6
Bench	23	13

	Period by Period Scoring		
	1st	2nd	TOT
FAU	46	37	83
UTSA	30	34	64



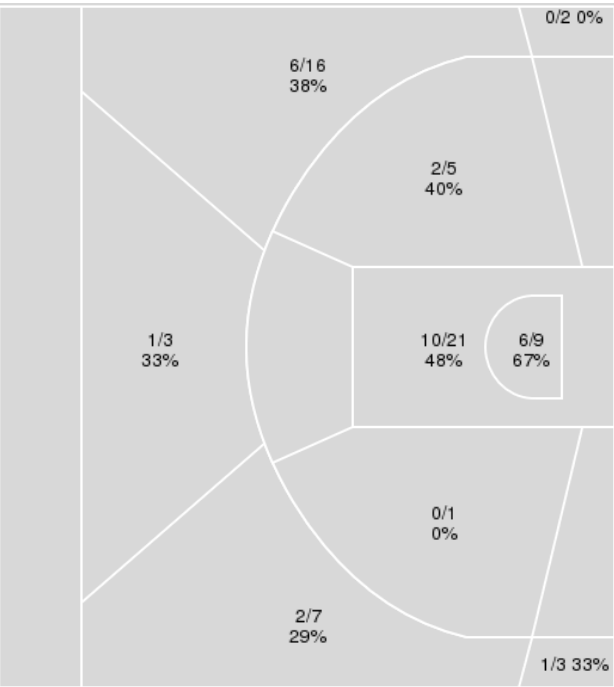
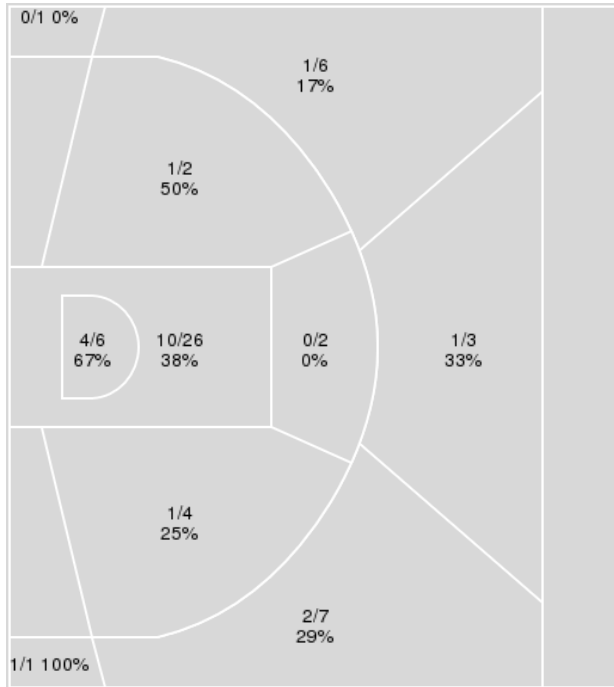
Officials: Gary Maxwell, Brent Hampton, Brent Dugas

{ Players => 1, 2, 3, 4, 5, 10, 11, 12, 13, 14, 0, 20, 22, 24, 25; } FG
 Types => All; Results => All;

{ Players => 0, 1, 2, 3, 4, 5, 11, 12, 13, 15, 21, 23, 25, 30, 50; } FG
 Types => All; Results => All;

UTSA

Florida Atlantic



UTSA	M/A	%
Field Goals	21/58	36
2 Points	16/40	40
3 Points	5/18	28
Free Throws	17/22	77

Florida Atlantic	M/A	%
Field Goals	28/67	42
2 Points	18/36	50
3 Points	10/31	32
Free Throws	17/24	71



Florida Atlantic at UTSA

01/19/23 Convocation Center, San Antonio
2022-23 Men's Basketball

Game Time: 7:00 PM
Game Duration: 1:50
Attendance: 1,210

Officials: Gary Maxwell, Brent Hampton, Brent Dugas

Florida Atlantic

No	Name	Mins		Score		Points Diff		Points per Min		Assists		Rebounds		Steals		Turnovers	
		On	Off	On	Off	On	Off	On	Off	On	Off	On	Off	On	Off	On	Off
0	Brenen Lorient	02:10	37:50	0 - 4	83 - 60	-4	23	0.00	2.19	0	16	1	45	0	7	1	7
1	Johnell Davis	23:30	16:30	54 - 35	29 - 29	19	0	2.30	1.76	9	7	31	15	4	3	3	5
2	Nick Boyd	18:07	21:53	36 - 34	47 - 30	2	17	1.99	2.15	7	9	19	27	3	4	4	4
3	Giancarlo Rosado	17:20	22:40	25 - 33	58 - 31	-8	27	1.44	2.56	3	13	21	25	2	5	5	3
4	Bryan Greenlee	24:14	15:46	43 - 44	40 - 20	-1	20	1.77	2.54	7	9	25	21	4	3	7	1
5	Isaiah Gaines	09:01	30:59	11 - 18	72 - 46	-7	26	1.22	2.32	2	14	11	35	0	7	3	5
11	Michael Forrest	23:15	16:45	52 - 32	31 - 32	20	-1	2.24	1.85	10	6	32	14	4	3	4	4
12	Jalen Gaffney	20:00	20:00	53 - 25	30 - 39	28	-9	2.65	1.50	13	3	22	24	5	2	0	8
15	Alijah Martin	22:12	17:48	53 - 32	30 - 32	21	-2	2.39	1.69	10	6	29	17	5	2	5	3
21	Alejandro Ralat	02:10	37:50	0 - 4	83 - 60	-4	23	0.00	2.19	0	16	1	45	0	7	1	7
23	Brandon Weatherspoon	15:37	24:23	31 - 29	52 - 35	2	17	1.99	2.13	6	10	15	31	3	4	4	4
25	Tre Carroll	03:06	36:54	2 - 5	81 - 59	-3	22	0.65	2.20	1	15	2	44	0	7	1	7
50	Vladislav Goldin	19:18	20:42	55 - 25	28 - 39	30	-11	2.85	1.35	12	4	21	25	5	2	2	6

UTSA

No	Name	Mins		Score		Points Diff		Points per Min		Assists		Rebounds		Steals		Turnovers	
		On	Off	On	Off	On	Off	On	Off	On	Off	On	Off	On	Off	On	Off
0	John Buggs III	31:23	08:37	50 - 73	14 - 10	-23	4	1.59	1.62	7	0	27	8	1	1	7	2
2	Aleu Aleu	15:00	25:00	23 - 33	41 - 50	-10	-9	1.53	1.64	3	4	11	24	1	1	7	2
3	Azavier Johnson	03:39	36:21	6 - 4	58 - 79	2	-21	1.64	1.60	0	7	2	33	1	1	1	8
4	Josh Farmer	23:06	16:54	37 - 48	27 - 35	-11	-8	1.60	1.60	3	4	22	13	1	1	6	3
5	DJ Richards	30:31	09:29	46 - 68	18 - 15	-22	3	1.51	1.90	5	2	26	9	1	1	6	3
10	Erik Czumbel	17:26	22:34	27 - 37	37 - 46	-10	-9	1.55	1.64	3	4	20	15	1	1	4	5
11	Lachlan Bofinger	08:24	31:36	16 - 10	48 - 73	6	-25	1.90	1.52	1	6	8	27	1	1	1	8
14	Massal Diouf	13:29	26:31	23 - 26	41 - 57	-3	-16	1.71	1.55	3	4	11	24	0	2	1	8
20	Lamin Sabally	04:14	35:46	8 - 4	56 - 79	4	-23	1.89	1.57	0	7	3	32	1	1	1	8
22	Christian Tucker	30:18	09:42	52 - 57	12 - 26	-5	-14	1.72	1.24	6	1	24	11	1	1	5	4
24	Jacob Germany	22:30	17:30	32 - 55	32 - 28	-23	4	1.42	1.83	4	3	21	14	1	1	6	3

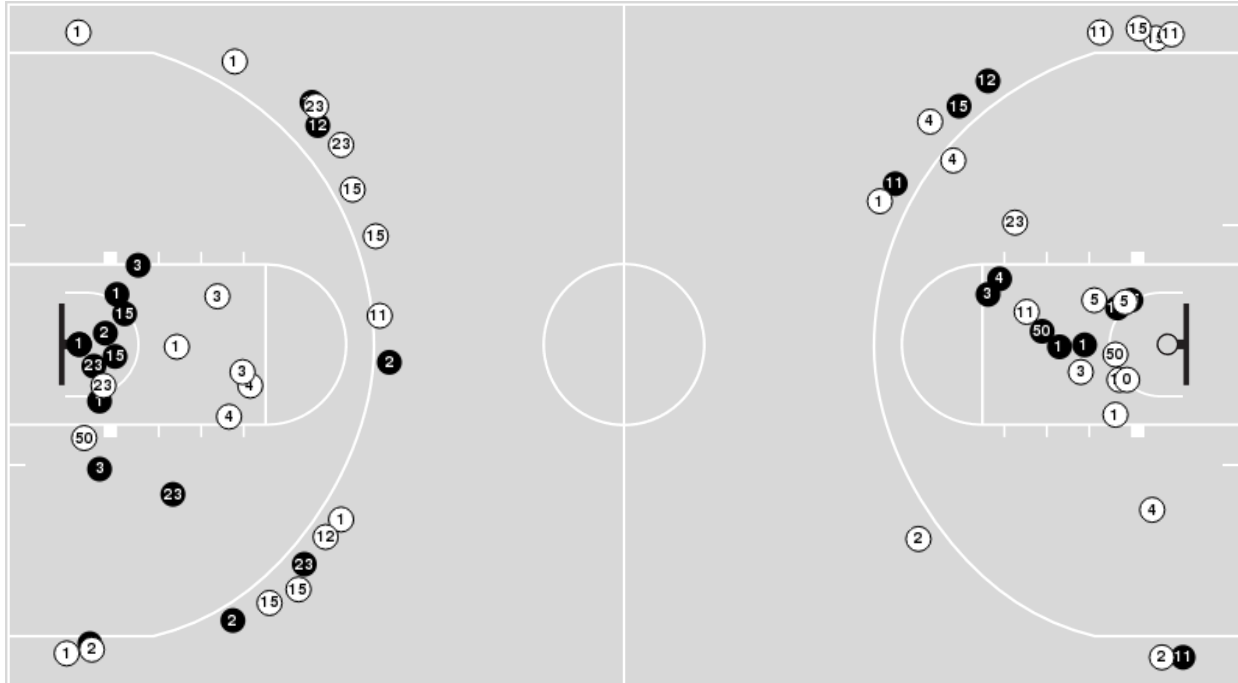


Officials: Gary Maxwell, Brent Hampton, Brent Dugas

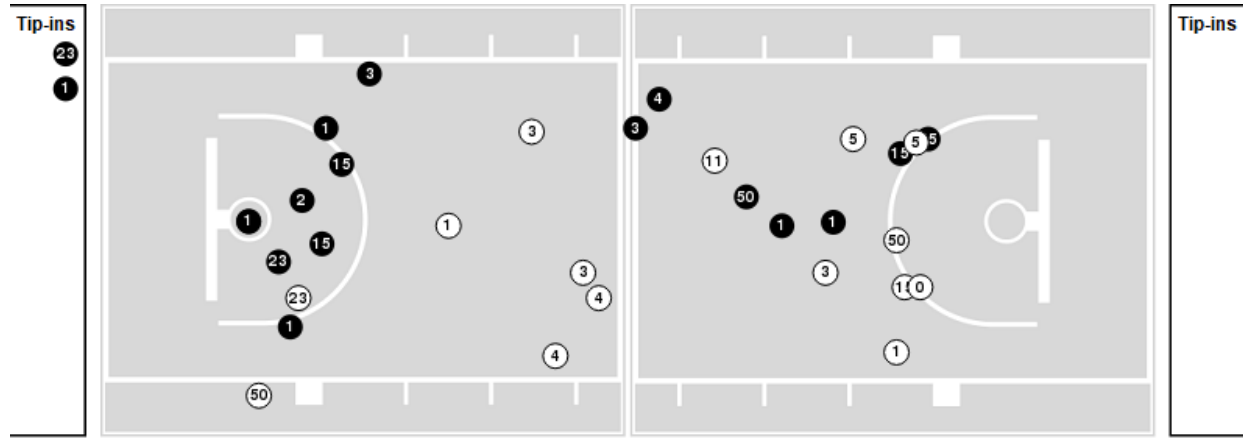
Players => 0, 1, 2, 3, 4, 5, 11, 12, 13, 15, 21, 23, 25, 30, 50FG Types=>AllResults=>All

Florida Atlantic

All Field Goals



Blow Up Chart



● Made ○ Missed N - Player Number

Florida Atlantic	M/A	%
Field Goals	28/67	42
2 Points	18/36	50
3 Points	10/31	32
Free Throws	17/24	71

Florida Atlantic	M/A	%
Points in the Paint	32 (16 / 30)	53
Fast Break Points	23 (13/15)	87
Second Chance Points	23 (12/18)	67
Effective FG%	49	

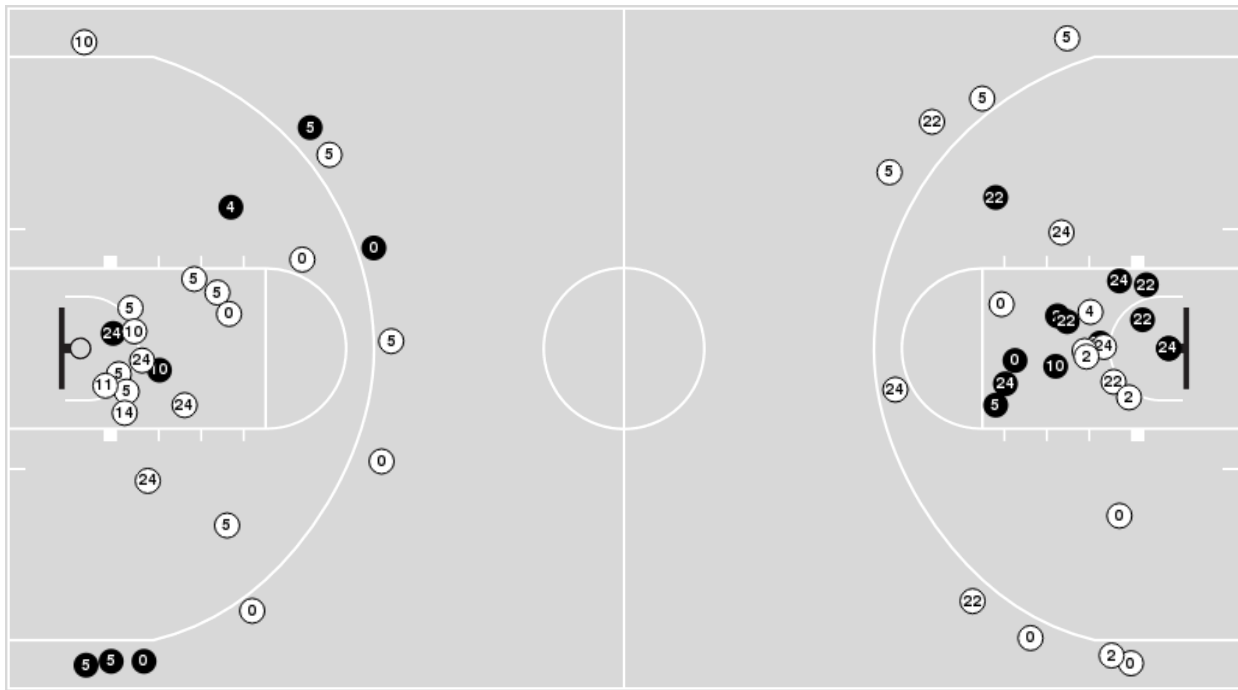


Officials: Gary Maxwell, Brent Hampton, Brent Dugas

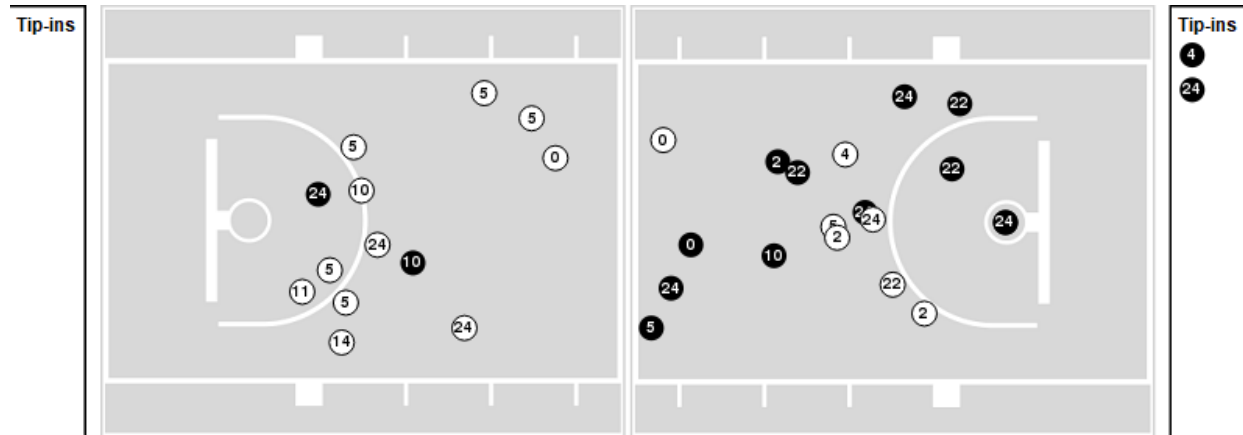
Players => 1, 2, 3, 4, 5, 10, 11, 12, 13, 14, 0, 20, 22, 24, 25FG Types=>AllResults=>All

UTSA

All Field Goals



Blow Up Chart



● Made ○ Missed N - Player Number

UTSA	M/A	%
Field Goals	21/58	36
2 Points	16/40	40
3 Points	5/18	28
Free Throws	17/22	77

UTSA	M/A	%
Points in the Paint	28 (14 / 32)	44
Fast Break Points	8 (5/5)	100
Second Chance Points	10 (7/11)	64
Effective FG%	41	



Florida Atlantic at UTSA

01/19/23 Convocation Center, San Antonio
2022-23 Men's Basketball

Game Time: 7:00 PM
Game Duration: 1:50
Attendance: 1,210

Officials: Gary Maxwell, Brent Hampton, Brent Dugas

Florida Atlantic

Lineup	Quarter On	Time On	Quarter Off	Time Off	Time on Court	Score	Score Diff	Reb	Stl	Tov	Ass	PPP
2- Boyd N/ 4- Greenlee B/ 12- Gaffney J/ 23- Weatherspoon B/ 50- Goldin V/	1	20:00	1	14:18	05:42	13-8	5	5	1	0	4	1.6497
1- Davis J/ 11- Forrest M/ 12- Gaffney J/ 15- Martin A/ 50- Goldin V/	1	14:18	1	13:29	00:49	4-0	4	1	0	0	1	2.1277
1- Davis J/ 3- Rosado G/ 11- Forrest M/ 12- Gaffney J/ 15- Martin A/	1	13:29	1	12:28	01:01	2-2	0	0	1	0	1	1.0000
1- Davis J/ 3- Rosado G/ 4- Greenlee B/ 11- Forrest M/ 15- Martin A/	1	12:28	1	10:09	02:19	4-4	0	4	0	1	0	0.8197
1- Davis J/ 2- Boyd N/ 3- Rosado G/ 4- Greenlee B/ 15- Martin A/	1	10:09	1	08:34	01:35	4-4	0	1	0	0	0	2.0000
2- Boyd N/ 4- Greenlee B/ 15- Martin A/ 23- Weatherspoon B/ 50- Goldin V/	1	08:34	1	06:34	02:00	7-1	6	3	1	1	1	1.4000
2- Boyd N/ 4- Greenlee B/ 12- Gaffney J/ 23- Weatherspoon B/ 50- Goldin V/	1	06:34	1	05:45	00:49	3-0	3	0	1	0	1	3.0000
1- Davis J/ 11- Forrest M/ 12- Gaffney J/ 23- Weatherspoon B/ 50- Goldin V/	1	05:45	1	04:20	01:25	4-4	0	1	0	0	0	1.3333
1- Davis J/ 3- Rosado G/ 11- Forrest M/ 12- Gaffney J/ 23- Weatherspoon B/	1	04:20	1	03:32	00:48	0-1	-1	1	0	0	0	0.0000
1- Davis J/ 2- Boyd N/ 3- Rosado G/ 11- Forrest M/ 15- Martin A/	1	03:32	1	01:12	02:20	2-4	-2	3	0	1	0	0.5155
1- Davis J/ 2- Boyd N/ 5- Gaines I/ 11- Forrest M/ 15- Martin A/	1	01:12	2	20:00	01:12	3-2	1	3	0	0	1	1.5000
2- Boyd N/ 4- Greenlee B/ 12- Gaffney J/ 23- Weatherspoon B/ 50- Goldin V/	2	20:00	2	18:45	01:15	2-3	-1	2	0	0	0	0.6944
2- Boyd N/ 4- Greenlee B/ 15- Martin A/ 23- Weatherspoon B/ 50- Goldin V/	2	18:45	2	17:44	01:01	0-5	-5	0	0	1	0	0.0000
1- Davis J/ 3- Rosado G/ 4- Greenlee B/ 11- Forrest M/ 15- Martin A/	2	17:44	2	16:00	01:44	2-3	-1	2	1	1	0	0.5000
1- Davis J/ 3- Rosado G/ 11- Forrest M/ 12- Gaffney J/ 15- Martin A/	2	16:00	2	14:06	01:54	3-3	0	3	0	0	1	1.5000
1- Davis J/ 11- Forrest M/ 12- Gaffney J/ 15- Martin A/ 50- Goldin V/	2	14:06	2	07:49	06:17	22-4	18	9	2	0	5	1.9298
2- Boyd N/ 3- Rosado G/ 4- Greenlee B/ 5- Gaines I/ 23- Weatherspoon B/	2	07:49	2	05:36	02:13	2-7	-5	2	0	1	0	0.4098
3- Rosado G/ 4- Greenlee B/ 5- Gaines I/ 11- Forrest M/ 23- Weatherspoon B/	2	05:36	2	05:12	00:24	0-0	0	1	0	1	0	0.0000
1- Davis J/ 3- Rosado G/ 4- Greenlee B/ 5- Gaines I/ 11- Forrest M/	2	05:12	2	03:06	02:06	4-4	0	3	0	0	0	1.3333
3- Rosado G/ 4- Greenlee B/ 5- Gaines I/ 11- Forrest M/ 25- Carroll T/	2	03:06	2	02:10	00:56	2-1	1	1	0	0	1	1.3889
0- Lorient B/ 4- Greenlee B/ 5- Gaines I/ 21- Ralat A/ 25- Carroll T/	2	02:10	2	00:00	02:10	0-4	-4	1	0	1	0	0.0000



Florida Atlantic at UTSA

01/19/23 Convocation Center, San Antonio
2022-23 Men's Basketball

Game Time: 7:00 PM
Game Duration: 1:50
Attendance: 1,210

Officials: Gary Maxwell, Brent Hampton, Brent Dugas

UTSA

Lineup	Quarter On	Time On	Quarter Off	Time Off	Time on Court	Score	Score Diff	Reb	Stl	Tov	Ass	PPP
2- Aleu A/ 5- Richards D/ 14- Diouf M/ 0- Buggs III J/ 22- Tucker C/	1	20:00	1	14:18	05:42	8-13	-5	4	0	1	0	1.0000
4- Farmer J/ 5- Richards D/ 10- Czumbel E/ 0- Buggs III J/ 24- Germany J/	1	14:18	1	12:08	02:10	4-7	-3	5	0	1	0	1.0000
4- Farmer J/ 5- Richards D/ 10- Czumbel E/ 22- Tucker C/ 24- Germany J/	1	12:08	1	10:09	01:59	2-3	-1	2	0	0	0	0.5000
4- Farmer J/ 10- Czumbel E/ 0- Buggs III J/ 22- Tucker C/ 24- Germany J/	1	10:09	1	08:34	01:35	4-4	0	1	0	0	1	1.6393
2- Aleu A/ 5- Richards D/ 0- Buggs III J/ 22- Tucker C/ 24- Germany J/	1	08:34	1	07:46	00:48	1-5	-4	0	1	1	0	0.4098
2- Aleu A/ 5- Richards D/ 14- Diouf M/ 0- Buggs III J/ 22- Tucker C/	1	07:46	1	06:34	01:12	0-2	-2	0	0	0	0	0.0000
2- Aleu A/ 4- Farmer J/ 5- Richards D/ 0- Buggs III J/ 22- Tucker C/	1	06:34	1	05:45	00:49	0-3	-3	0	0	1	0	0.0000
4- Farmer J/ 5- Richards D/ 0- Buggs III J/ 22- Tucker C/ 24- Germany J/	1	05:45	1	00:16	05:29	10-9	1	5	0	0	0	1.1416
4- Farmer J/ 10- Czumbel E/ 0- Buggs III J/ 22- Tucker C/ 24- Germany J/	1	00:16	1	00:16	00:00	0-0	0	0	0	0	0	0.0000
2- Aleu A/ 4- Farmer J/ 10- Czumbel E/ 22- Tucker C/ 24- Germany J/	1	00:16	2	20:00	00:16	1-0	1	1	0	0	0	2.2727
2- Aleu A/ 5- Richards D/ 14- Diouf M/ 0- Buggs III J/ 22- Tucker C/	2	20:00	2	17:44	02:16	8-2	6	2	0	0	2	2.0619
2- Aleu A/ 5- Richards D/ 0- Buggs III J/ 22- Tucker C/ 24- Germany J/	2	17:44	2	16:00	01:44	3-2	1	2	0	1	1	0.7500
4- Farmer J/ 5- Richards D/ 0- Buggs III J/ 22- Tucker C/ 24- Germany J/	2	16:00	2	14:06	01:54	3-3	0	1	0	0	1	1.0000
4- Farmer J/ 5- Richards D/ 10- Czumbel E/ 0- Buggs III J/ 24- Germany J/	2	14:06	2	13:22	00:44	2-3	-1	1	0	0	1	1.0000
2- Aleu A/ 4- Farmer J/ 5- Richards D/ 10- Czumbel E/ 24- Germany J/	2	13:22	2	12:12	01:10	2-1	1	2	0	1	0	1.0638
2- Aleu A/ 4- Farmer J/ 10- Czumbel E/ 0- Buggs III J/ 24- Germany J/	2	12:12	2	11:45	00:27	0-2	-2	0	0	1	0	0.0000
2- Aleu A/ 4- Farmer J/ 0- Buggs III J/ 22- Tucker C/ 24- Germany J/	2	11:45	2	11:09	00:36	0-3	-3	0	0	1	0	0.0000
4- Farmer J/ 5- Richards D/ 10- Czumbel E/ 0- Buggs III J/ 24- Germany J/	2	11:09	2	09:55	01:14	0-4	-4	1	0	0	0	0.0000
5- Richards D/ 10- Czumbel E/ 14- Diouf M/ 0- Buggs III J/ 24- Germany J/	2	09:55	2	08:24	01:31	0-7	-7	0	0	0	0	0.0000
5- Richards D/ 10- Czumbel E/ 11- Bofinger L/ 14- Diouf M/ 0- Buggs III J/	2	08:24	2	08:08	00:16	0-2	-2	0	0	0	0	0.0000
10- Czumbel E/ 11- Bofinger L/ 14- Diouf M/ 0- Buggs III J/ 22- Tucker C/	2	08:08	2	05:36	02:32	7-0	7	5	0	0	1	1.3462
10- Czumbel E/ 11- Bofinger L/ 0- Buggs III J/ 22- Tucker C/ 24- Germany J/	2	05:36	2	05:12	00:24	0-2	-2	0	0	0	0	0.0000
5- Richards D/ 10- Czumbel E/ 11- Bofinger L/ 22- Tucker C/ 24- Germany J/	2	05:12	2	04:43	00:29	0-0	0	0	0	0	0	0.0000
4- Farmer J/ 5- Richards D/ 10- Czumbel E/ 11- Bofinger L/ 22- Tucker C/	2	04:43	2	04:14	00:29	1-2	-1	0	0	0	0	2.2727
4- Farmer J/ 5- Richards D/ 11- Bofinger L/ 20- Sabally L/ 22- Tucker C/	2	04:14	2	03:39	00:35	2-0	2	1	0	0	0	2.2727
3- Johnson A/ 4- Farmer J/ 11- Bofinger L/ 20- Sabally L/ 22- Tucker C/	2	03:39	2	02:10	01:29	2-4	-2	0	0	0	0	0.8621
3- Johnson A/ 4- Farmer J/ 10- Czumbel E/ 11- Bofinger L/ 20- Sabally L/	2	02:10	2	00:00	02:10	4-0	4	2	1	1	0	1.3333



Florida Atlantic at UTSA

01/19/23 Convocation Center, San Antonio
2022-23 Men's Basketball

Game Time: 7:00 PM
Game Duration: 1:50
Attendance: 1,210

Officials: Gary Maxwell, Brent Hampton, Brent Dugas

Florida Atlantic

Lineup	Time	Score	Score Diff	Pts/Min	Reb	Stl	Tov	Ass	PPP
2- Boyd N/ 4- Greenlee B/ 12- Gaffney J/ 23- Weatherspoon B/ 50- Goldin V/	07:46	18-11	7	2.3176	7	2	0	5	1.5306
1- Davis J/ 11- Forrest M/ 12- Gaffney J/ 15- Martin A/ 50- Goldin V/	07:06	26-4	22	3.6620	10	2	0	6	1.9578
1- Davis J/ 3- Rosado G/ 4- Greenlee B/ 11- Forrest M/ 15- Martin A/	04:03	6-7	-1	1.4815	6	1	2	0	0.6757
2- Boyd N/ 4- Greenlee B/ 15- Martin A/ 23- Weatherspoon B/ 50- Goldin V/	03:01	7-6	1	2.3204	3	1	2	1	1.0000
1- Davis J/ 3- Rosado G/ 11- Forrest M/ 12- Gaffney J/ 15- Martin A/	02:55	5-5	0	1.7143	3	1	0	2	1.2500
1- Davis J/ 2- Boyd N/ 3- Rosado G/ 11- Forrest M/ 15- Martin A/	02:20	2-4	-2	0.8571	3	0	1	0	0.5155
2- Boyd N/ 3- Rosado G/ 4- Greenlee B/ 5- Gaines I/ 23- Weatherspoon B/	02:13	2-7	-5	0.9023	2	0	1	0	0.4098
0- Lorient B/ 4- Greenlee B/ 5- Gaines I/ 21- Ralat A/ 25- Carroll T/	02:10	0-4	-4	0.0000	1	0	1	0	0.0000
1- Davis J/ 3- Rosado G/ 4- Greenlee B/ 5- Gaines I/ 11- Forrest M/	02:06	4-4	0	1.9048	3	0	0	0	1.3333
1- Davis J/ 2- Boyd N/ 3- Rosado G/ 4- Greenlee B/ 15- Martin A/	01:35	4-4	0	2.5263	1	0	0	0	2.0000
1- Davis J/ 11- Forrest M/ 12- Gaffney J/ 23- Weatherspoon B/ 50- Goldin V/	01:25	4-4	0	2.8235	1	0	0	0	1.3333
1- Davis J/ 2- Boyd N/ 5- Gaines I/ 11- Forrest M/ 15- Martin A/	01:12	3-2	1	2.5000	3	0	0	1	1.5000
3- Rosado G/ 4- Greenlee B/ 5- Gaines I/ 11- Forrest M/ 25- Carroll T/	00:56	2-1	1	2.1429	1	0	0	1	1.3889
1- Davis J/ 3- Rosado G/ 11- Forrest M/ 12- Gaffney J/ 23- Weatherspoon B/	00:48	0-1	-1	0.0000	1	0	0	0	0.0000
3- Rosado G/ 4- Greenlee B/ 5- Gaines I/ 11- Forrest M/ 23- Weatherspoon B/	00:24	0-0	0	0.0000	1	0	1	0	0.0000



Florida Atlantic at UTSA

01/19/23 Convocation Center, San Antonio
2022-23 Men's Basketball

Game Time: 7:00 PM
Game Duration: 1:50
Attendance: 1,210

Officials: Gary Maxwell, Brent Hampton, Brent Dugas

UTSA

Lineup	Time	Score	Score Diff	Pts/Min	Reb	Stl	Tov	Ass	PPP
2- Aleu A/ 5- Richards D/ 14- Diouf M/ 0- Buggs III J/ 22- Tucker C/	09:10	16-17	-1	1.7455	6	0	1	2	1.1527
4- Farmer J/ 5- Richards D/ 0- Buggs III J/ 22- Tucker C/ 24- Germany J/	07:23	13-12	1	1.7607	6	0	0	1	1.1054
4- Farmer J/ 5- Richards D/ 10- Czumbel E/ 0- Buggs III J/ 24- Germany J/	04:08	6-14	-8	1.4516	7	0	1	1	0.7500
2- Aleu A/ 5- Richards D/ 0- Buggs III J/ 22- Tucker C/ 24- Germany J/	02:32	4-7	-3	1.5789	2	1	2	1	0.6211
10- Czumbel E/ 11- Bofinger L/ 14- Diouf M/ 0- Buggs III J/ 22- Tucker C/	02:32	7-0	7	2.7632	5	0	0	1	1.3462
3- Johnson A/ 4- Farmer J/ 10- Czumbel E/ 11- Bofinger L/ 20- Sabally L/	02:10	4-0	4	1.8462	2	1	1	0	1.3333
4- Farmer J/ 5- Richards D/ 10- Czumbel E/ 22- Tucker C/ 24- Germany J/	01:59	2-3	-1	1.0084	2	0	0	0	0.5000
4- Farmer J/ 10- Czumbel E/ 0- Buggs III J/ 22- Tucker C/ 24- Germany J/	01:35	4-4	0	2.5263	1	0	0	1	1.6393
5- Richards D/ 10- Czumbel E/ 14- Diouf M/ 0- Buggs III J/ 24- Germany J/	01:31	0-7	-7	0.0000	0	0	0	0	0.0000
3- Johnson A/ 4- Farmer J/ 11- Bofinger L/ 20- Sabally L/ 22- Tucker C/	01:29	2-4	-2	1.3483	0	0	0	0	0.8621
2- Aleu A/ 4- Farmer J/ 5- Richards D/ 10- Czumbel E/ 24- Germany J/	01:10	2-1	1	1.7143	2	0	1	0	1.0638
2- Aleu A/ 4- Farmer J/ 5- Richards D/ 0- Buggs III J/ 22- Tucker C/	00:49	0-3	-3	0.0000	0	0	1	0	0.0000
2- Aleu A/ 4- Farmer J/ 0- Buggs III J/ 22- Tucker C/ 24- Germany J/	00:36	0-3	-3	0.0000	0	0	1	0	0.0000
4- Farmer J/ 5- Richards D/ 11- Bofinger L/ 20- Sabally L/ 22- Tucker C/	00:35	2-0	2	3.4286	1	0	0	0	2.2727
5- Richards D/ 10- Czumbel E/ 11- Bofinger L/ 22- Tucker C/ 24- Germany J/	00:29	0-0	0	0.0000	0	0	0	0	0.0000
4- Farmer J/ 5- Richards D/ 10- Czumbel E/ 11- Bofinger L/ 22- Tucker C/	00:29	1-2	-1	2.0690	0	0	0	0	2.2727
2- Aleu A/ 4- Farmer J/ 10- Czumbel E/ 0- Buggs III J/ 24- Germany J/	00:27	0-2	-2	0.0000	0	0	1	0	0.0000
10- Czumbel E/ 11- Bofinger L/ 0- Buggs III J/ 22- Tucker C/ 24- Germany J/	00:24	0-2	-2	0.0000	0	0	0	0	0.0000
2- Aleu A/ 4- Farmer J/ 10- Czumbel E/ 22- Tucker C/ 24- Germany J/	00:16	1-0	1	3.7500	1	0	0	0	2.2727
5- Richards D/ 10- Czumbel E/ 11- Bofinger L/ 14- Diouf M/ 0- Buggs III J/	00:16	0-2	-2	0.0000	0	0	0	0	0.0000